

# European Social Statistics

## Labour Market Policy Expenditure and Participants

**Data 2002**



EUROPEAN  
COMMISSION



THEME 3  
Population  
and social  
conditions

3

*Europe Direct is a service to help you find answers to your questions about the European Union*

**New freephone number:  
00 800 6 7 8 9 10 11**

A great deal of additional information on the European Union is available on the Internet.  
It can be accessed through the Europa server (<http://europa.eu.int>).

Luxembourg: Office for Official Publications of the European Communities, 2004

ISBN 92-894-0547-3

© European Communities, 2004

# CONTENTS

<b>A</b>	<b>INTRODUCTION</b>	<b>5</b>
A.1	Contents of tables	6
A.2	Important remarks	7
A.3	Key to symbols and abbreviations	9
<b>B</b>	<b>EXPENDITURE</b>	<b>11</b>
B.1	LMP expenditure by type of action	12
B.1.1	<i>LMP expenditure by category</i>	12
B.1.2	<i>Share of LMP expenditure by category</i>	13
B.1.3	<i>LMP expenditure by category in relation to GDP</i>	14
B.2	LMP expenditure by type	16
B.2.1	<i>LMP expenditure by type</i>	16
B.2.2	<i>Share of LMP expenditure by type</i>	17
B.3	LMP expenditure by measure and by type of action	20
B.3.1	<i>Belgique/België</i>	20
B.3.2	<i>Danmark</i>	22
B.3.3	<i>Deutschland</i>	23
B.3.4	<i>Ellada</i>	25
B.3.5	<i>España</i>	27
B.3.6	<i>France</i>	29
B.3.7	<i>Ireland</i>	32
B.3.8	<i>Italia</i>	34
B.3.9	<i>Luxembourg</i>	36
B.3.10	<i>Nederland</i>	38
B.3.11	<i>Österreich</i>	40
B.3.12	<i>Portugal</i>	42
B.3.13	<i>Suomi/Finland</i>	45
B.3.14	<i>Sverige</i>	47
B.3.15	<i>United Kingdom</i>	49
B.3.16	<i>Norway</i>	51
<b>C</b>	<b>PARTICIPANTS</b>	<b>53</b>
C.1	LMP stocks by type of action	54
C.1.1	<i>LMP stocks by category</i>	54
C.1.2	<i>Share of LMP stocks by category</i>	55
C.2	LMP entrants by type of action	56
C.2.1	<i>LMP entrants by category</i>	56
C.2.2	<i>Share of LMP entrants by category</i>	57
C.3	LMP participants by measure and by type of action	58
C.3.1	<i>Belgique/België</i>	58
C.3.2	<i>Danmark</i>	61
C.3.3	<i>Deutschland</i>	63
C.3.4	<i>Ellada</i>	66
C.3.5	<i>España</i>	68
C.3.6	<i>France</i>	71
C.3.7	<i>Ireland</i>	74
C.3.8	<i>Italia</i>	76
C.3.9	<i>Luxembourg</i>	79
C.3.10	<i>Nederland</i>	81

C.3.11	Österreich	83
C.3.12	Portugal	86
C.3.13	Suomi/Finland	90
C.3.14	Sverige	93
C.3.15	United Kingdom	96
C.3.16	Norway	98
<b>D</b>	<b>INVENTORY OF LMP MEASURES</b>	<b>101</b>
D.1	Belgique/België	102
D.2	Danmark	104
D.3	Deutschland	106
D.4	Ellada	108
D.5	España	109
D.6	France	111
D.7	Ireland	112
D.8	Italia	114
D.9	Luxembourg	116
D.10	Nederland	117
D.11	Österreich	118
D.12	Portugal	120
D.13	Suomi/Finland	122
D.14	Sverige	124
D.15	United Kingdom	125
D.16	Norway	126
<b>E</b>	<b>EXTERNAL DATA</b>	<b>127</b>
E.1	GDP & currency exchange rates	128
E.1.1	<i>GDP</i>	128
E.1.2	<i>Exchange rates</i>	128
E.2	Numbers of unemployed persons	128
E.2.1	<i>Registered unemployed</i>	128
E.2.2	<i>LFS unemployed</i>	128
<b>F</b>	<b>REFERENCE INFORMATION</b>	<b>129</b>
F.1	Methodological information	130
F.2	LMP questionnaire	133
F.3	Classification by type of action	134
F.4	Classification by type of expenditure	135
F.5	Abbreviations by country	136

## **A INTRODUCTION**

This is the fifth publication of data collected by Eurostat as part of the Labour Market Policy database project undertaken in collaboration with DG-Employment, all EU Member States and Norway. The full methodology used as a reference for this data collection is published as a Eurostat Working Paper. Important extracts and comments on the methodology are included in section F together with details of classification schemes and the full LMP questionnaire. This section should be consulted in order to ensure correct interpretation of the tables of data. It should be noted that this methodology is still under development and therefore subject to change.

## **A.1 Contents of tables**

The contents of tables in each section of the publication are described below. In order to ensure correct interpretation of the data in each case, readers are advised to read the methodological information included in section F.1.

In tables showing aggregates, data are split into two groups for categories 2-7 and for categories 8-9. Categories 2-7 include all measures referred to in the Employment Guidelines as "training or similar measures" to improve the employability of unemployed persons.

In these comparative tables, missing values may appear for two main reasons. Either data is not available for one or more measures in the category, or the category includes components of a mixed measure where it has not been possible to make any breakdown of expenditure and/or participants. A full breakdown of each category is presented in the detailed country tables (sections B.3 and C.3) so that the elements of each total can be seen and the reason for missing values understood.

### **Part B - Expenditure**

This part of the publication contains tables of public expenditure on LMP measures during 2002. See paragraph 5 of section F.1 for details of the variables covered.

Sections B.1 and B.2 contain tables which refer to aggregate figures - i.e. the sum of expenditure on all measures classified to any given category. The composition of each aggregated figure can be seen by referring to the detailed country tables in section B.3. Table B.1.3 compares expenditure on LMP measures by category to GDP, which is shown in table E.1.1.

Section B.3 contains detailed tables for each country with details of expenditure by type for each individual measure. The tables show where data is unavailable and where aggregates used in sections B.1 and B.2

cannot therefore be made. In some cases where missing values are known to be a small part of total expenditure then aggregates have been made assuming the value is zero. All such cases are indicated using the symbol n.s. (not significant). In cases where the magnitude of missing values is significant or not known then aggregates are not completed.

### **Part C - Participants**

This part of the publication contains tables of participants in LMP measures during 2002. See paragraph 6 of section F.1 for details of the variables covered.

Sections C.1 and C.2 include tables which refer to aggregate figures - i.e. the sum of participants in all measures classified to any given category. The composition of each aggregated figure can be seen by referring to the detailed country tables in section C.3.

Section C.3 includes tables giving details of stock, entrants and exits, broken down by sex and by age, for each individual measure. The tables show where data is unavailable and where aggregates used in tables C.1 and C.2 cannot therefore be made. In some cases where missing values are known to be a small part of total participants then aggregates have been made assuming the value is zero. All such cases are indicated using the symbol n.s. (not significant). In cases where the magnitude of missing values is significant or not known then aggregates are not completed.

Note also that in some cases either stock, entrants or exits are not meaningful observations (e.g. stock is usually not relevant for bankruptcy compensation paid as a lump-sum). Such observations are indicated by the symbol n.r.

### **Part D - Inventory of LMP measures**

This part of the publication contains tables listing the LMP measures reported by each country for 2002 with measure names in English and the national language (where appropriate).

### **Part E - External data**

This part contains tables of data used or otherwise relevant to this publication and which are not collected as part of the LMP data collection. In particular, all data on expenditure are reported by the participating countries in national currency units and converted to Euros according to the exchange rates given in table E.1.2.

### **Part F - Reference information**

This part includes important methodological informat-

ion together with tables outlining the questionnaire and the classification systems used in the LMP data collection. Full details can be found in the LMP methodology.

Section F.5 details abbreviations used by each country in measure names or elsewhere in the LMP database.

## **A.2 Important remarks**

### **1. EU totals**

EU totals are completed only when data are available for all 15 EU countries or when Luxembourg is the only country with incomplete data. Improving the completion of EU totals is a priority for the ongoing work.

### **2. Coverage**

It is intended that data in this publication cover all LMP interventions in each country including those of autonomous regions, which may be significant. This year data for Spain include, for the second time, partial data for the autonomous regions but information on activities undertaken by the German Länder remain unavailable. See point 10 for country specific comments.

### **3. Treatment of mixed measures**

Where a measure is mixed (involves more than one type of action) the detailed tables in sections B.3 and C.3 include an entry for the measure in each of the appropriate categories. For each entry the measure name is prefixed by "[Component]" to indicate that it is a part of a mixed measure and that other components may be found elsewhere in the table. As far as possible, expenditure and participants have been attributed to the different components of the measure according to actual observations. Where the breakdown is not known then total values for the measure are usually allocated to the most important component. Footnotes explain the treatment of such cases.

### **4. Categories 0 and 1**

At present there are known problems with the comparability of data in categories 0 and 1 (refer to paragraph 4.1 of section F.1 for definitions) and both categories have therefore been excluded from summary tables and aggregates. Moreover, because of the known difficulties, some countries have not reported fully on one or both of these categories and empty sections in the detailed tables should not be taken as meaning that such actions do not exist.

Category 0 - Public employment services (PES) - does not relate to LMP "measures" in the sense

defined here, but to general services for jobseekers provided by the public employment services. Information provided for this category is to be treated as general background information and considered separately from that relating to actual measures which fall into categories 1-9. Data for category 0 should not be aggregated with other categories.

Category 1 - Intensive counselling and job-search assistance - has not been included in any aggregates either. In most cases the measures included under this category are implemented by staff of the public employment services and there are not specific procedures for monitoring the allocation of staff time between these targeted activities and those generally available to all jobseekers. This means that the distinction between the two categories is unclear and the current data are known to be not comparable between countries.

During 2002 a special Task Force was established to investigate this issue and to develop workable proposals for a practical treatment of categories 0 and 1. The final results of this work will be included in a revision to the LMP methodology later in 2004.

### **5. Category 2.4 - Special support for apprenticeship**

Apprenticeship is normally considered to be part of the "general education and vocational training offer" addressed to all young people and not only to unemployed or groups at risk, and it is therefore outside the scope of the database. Only schemes that support or elaborate upon the basic apprenticeship system specifically for the benefit of disadvantaged groups can be included and the description of any such measure must provide an adequate justification for consideration as LMP.

In practice, this specification has proved difficult to apply because some Member States consider investments in supporting apprenticeship as pertaining to the improvement of the regular offer of vocational training open to all youth, and therefore not included in the LMP-database, whereas other Member States consider this effort to be specifically labour market oriented. As a result, the reporting on support for apprenticeship has been considered non comparable between countries and the data have until now been published separately from other training measures in category 2 and excluded from the total.

In order to resolve the issue a special Task Force was convened with representatives from a number of EU Member States. The Task Force reviewed the measures reported by each country to the LMP database and compared the information to data on apprenticeship published elsewhere in the context of education and training. The main conclusion of the

Task Force, issued during 2003, was that the existing specification of support for apprenticeship considered to be within the LMP scope, which refers to clearly targeted support, should be reinforced and that support for persons moving directly into apprenticeship from compulsory education should be excluded. Guidelines were issued for each country recommending how this should be achieved. These guidelines can, in summary, be grouped into four types of action considered necessary to make the data on apprenticeship more coherent with the LMP methodology and comparable between countries:

- No change required (D, A, FIN, S, NO)
  - Further evidence of targeting required, otherwise measure(s) to be excluded (DK, EL, L, NL)
  - Existing measures to be reclassified to/from sub-category 2.3 (B, E, IRL)
  - Data for existing measures to be "cleaned" to exclude participants not considered as unemployed and moving directly from compulsory education and/or with reasonable levels of qualifications (B, F, I, P, UK)
- Following implementation of these guidelines, the data on apprenticeship for 2002 are, for the first time, included as part of the training category and in all relevant aggregates. This means that data published here are not fully comparable to those published previously. It is intended that these guidelines be applied retrospectively and comparable data for earlier years will be published through NewCronos as soon as it is available.

## 6. Coherence with other data sources

As noted in section A.1 above, the LMP data collection has been established in consultation with those responsible for the ESSPROS database and for the OECD database on labour market policies. There are known differences in the methodologies of the different collections. Nevertheless, coherence of data is expected in some places and analysis of any observed differences is part of the ongoing validation process for each data collection.

**The data in the 2002 publication are not necessarily comparable with those published in 2001, due to updates made by some Member States.**

## 7. Use of Euros as the currency unit

In this publication all tables showing expenditure in absolute terms are presented in millions of Euros. Data are reported by each country in national currency and converted to Euros using the figures shown in table E.1.2 in order to facilitate comparison between countries.

## 8. ESF funding

LMP measures may be subject to co-financing from the European Social Fund (ESF). In section B.3

footnotes indicate where the expenditure for a given measure includes ESF funding. However, at this stage it is not practical to indicate the share of expenditure contributed by the ESF on a consistent basis. The nature of the ESF funding means that, for each country, contributions may cover several measures as reported to the LMP database and it is not straightforward to detail the amounts allocated to each individual measure. Moreover, ESF contributions may be spread over a number of years so that it is not easy to provide information on an annual basis. Further research is being carried out in this area.

## 9. Double-counting of participant stocks

In the process of aggregating stock figures, within or across categories, there is a chance of double counting in some circumstances.

The following aggregations should not be made for methodological reasons:

- Participants in category 8 should never be added to those in categories 2-7 since some of the participants in the "active" measures may be allowed to keep their unemployment benefits reported in category 8.
- Participants in category 0 should never be added with any other category (see note 4 above).

Double counting may occur legitimately when a person participates in more than one measure at the same time or is counted in two components of a mixed measure - for example when training allowances are paid independently from the provision of training services.

All known cases of double counting are taken into account by a negative adjustment figure when figures are aggregated to produce category totals in the detailed tables by measure (section C.3). All figures included in the summary tables (sections C.1 and C.2), are already adjusted to eliminate double counting.

## 10. Country specific remarks

### *Germany*

Data for Germany refer only to measures implemented through the authority of the federal government and do not include the activities of the Länder.

### *Spain*

This publication includes, for the second time, data for the autonomous regions of Spain. Footnotes inform where the data for some of these regions are still missing.

### *United Kingdom*

Data for the United Kingdom do not include Northern Ireland unless otherwise specified and refer to the financial year April 2002 to March 2003.



### A.3 Key to symbols and abbreviations

:	Not available
-	Zero
*	Estimated value
0 or 0.00	Number too small to show
n.r.	Not relevant (without meaning)
n.s.	Not significant (missing value considered to be less than 1% of category total)

BE	Belgique/België
DK	Danmark
DE	Deutschland
EL	Ellada
ES	España
FR	France
IE	Ireland
IT	Italia
LU	Luxembourg
NL	Nederland
AT	Österreich
PT	Portugal
FI	Suomi/Finland
SE	Sverige
UK	United Kingdom

NO Norway

GDP Gross domestic product  
LFS Labour force survey


## **B EXPENDITURE**

## B.1 LMP expenditure by type of action

### B.1.1 LMP expenditure by category, 2002

#### i. Categories 2-7<sup>1,2</sup>

*Euro (millions)*

 eurostat	BE	DK	DE	EL	ES	FR	IE	IT	LU	NL	AT	PT	FI	SE	UK <sup>3</sup>	EU-15	NO
2 Training	479.9	1,131.5	10,071.6	156.7	868.4	4,543.7	288.7	2,717.3	:	630.2	539.8	232.5	477.1	1,676.3	2,087.4	25,901.1	119.0
3 Job rotation and job sharing	-	-	4.5	-	28.5	-	0.0	2.4	-	0.2	0.2	0.1	70.5	27.7	-	134.1	0.5
4 Employment incentives	428.0	982.0	2,180.8	71.3	1,733.6	1,710.1	197.6	4,553.7	10.5	201.1	128.2	230.1	152.0	516.5	172.8	13,268.2	59.8
5 Integration of the disabled	303.3	945.9	3,063.7	36.4	419.3	1,381.6	0.0	46.2	5.8	2,075.7	153.2	59.0	148.7	1,208.8	326.2	10,173.9	977.1
6 Direct job creation	1,131.9	3.7	3,492.1	-	692.8	6,244.3	337.3	450.2	6.9	1,246.3	89.1	52.3	145.3	-	85.2	13,977.4	-
7 Start-up incentives	12.4	-	1,005.9	48.1	353.0	53.2	0.0	326.4	0.1	-	8.1	5.0	14.7	112.9	7.6	1,947.4	-
<b>Total categories 2-7</b>	<b>2,355.6</b>	<b>3,063.1</b>	<b>19,818.6</b>	<b>312.4</b>	<b>4,095.6</b>	<b>13,932.9</b>	<b>823.6</b>	<b>8,096.4</b>	<b>:</b>	<b>4,153.4</b>	<b>918.4</b>	<b>578.9</b>	<b>1,008.3</b>	<b>3,542.3</b>	<b>2,679.3</b>	<b>65,378.9</b>	<b>1,156.5</b>


<sup>1</sup> Some of these values may be estimated (or include estimated values) or be subject to relevant comments. Refer to the detailed country tables in section B.3.

<sup>2</sup> For the first time, data for the category of training include targeted support for apprenticeship (sub-category 2.4) and are therefore not directly comparable with those for previous years.

<sup>3</sup> Data for the UK exclude expenditure on Employment Zones (measure UK-35) which includes activities in categories 1, 2 and 6 but where a breakdown by component is not available.

#### ii. Categories 8-9<sup>1,2</sup>

*Euro (millions)*

 eurostat	BE	DK	DE	EL <sup>3</sup>	ES	FR	IE	IT	LU	NL	AT	PT	FI	SE	UK	EU-15	NO
8 Out-of-work income maintenance and support	5,053.4	2,868.2	45,187.1	519.9	10,579.8	22,413.9	935.4	7,042.3	70.8	7,631.5	2,419.1	1,096.1	2,278.1	2,652.5	6,093.8	116,841.8	1,348.1
9 Early retirement	1,180.2	1,398.9	673.6	-	145.3	2,017.3	87.0	1,244.2	49.5	-	336.9	461.6	742.1	30.2	0.0	8,366.9	-
<b>Total categories 8-9</b>	<b>6,233.6</b>	<b>4,267.1</b>	<b>45,860.6</b>	<b>519.9</b>	<b>10,725.1</b>	<b>24,431.1</b>	<b>1,022.5</b>	<b>8,286.5</b>	<b>120.3</b>	<b>7,631.5</b>	<b>2,756.0</b>	<b>1,557.7</b>	<b>3,020.2</b>	<b>2,682.8</b>	<b>6,093.8</b>	<b>125,208.7</b>	<b>1,348.1</b>

<sup>1</sup> Some of these values may be estimated (or include estimated values) or be subject to relevant comments. Refer to the detailed country tables in section B.3.


<sup>2</sup> Data may include social contributions paid or credited on behalf of beneficiaries. These are shown as reductions in social contributions for individuals (item 18.2.4) in table B.2.1.ii.

<sup>3</sup> Data refer to 2001.

## B.1.2 Share of LMP expenditure by category, 2002

### i. Categories 2-7<sup>1</sup>


*% total expenditure (categories 2-7)*

 eurostat	BE	DK	DE	EL	ES	FR	IE	IT	LU	NL	AT	PT	FI	SE	UK	EU-15	NO
2 Training	20.4	36.9	50.8	50.2	21.2	32.6	35.1	33.6	:	15.2	58.8	40.2	47.3	47.3	77.9	39.6	10.3
3 Job rotation and job sharing	-	-	0.0	-	0.7	-	-	0.0	:	0.0	0.0	0.0	7.0	0.8	-	0.2	0.0
4 Employment incentives	18.2	32.1	11.0	22.8	42.3	12.3	24.0	56.2	:	4.8	14.0	39.7	15.1	14.6	6.5	20.3	5.2
5 Integration of the disabled	12.9	30.9	15.5	11.6	10.2	9.9	-	0.6	:	50.0	16.7	10.2	14.8	34.1	12.2	15.6	84.5
6 Direct job creation	48.1	0.1	17.6	-	16.9	44.8	41.0	5.6	:	30.0	9.7	9.0	14.4	-	3.2	21.4	-
7 Start-up incentives	0.5	-	5.1	15.4	8.6	0.4	-	4.0	:	-	0.9	0.9	1.5	3.2	0.3	3.0	-
<b>Total categories 2-7</b>	<b>100.0</b>	<b>100.0</b>	<b>100.0</b>	<b>100.0</b>	<b>100.0</b>	<b>100.0</b>	<b>100.0</b>	<b>100.0</b>	<b>:</b>	<b>100.0</b>	<b>100.0</b>	<b>100.0</b>	<b>100.0</b>	<b>100.0</b>	<b>100.0</b>	<b>100.0</b>	<b>100.0</b>

<sup>1</sup> Refer to footnotes to table B.1.1.i for comments on data by category and/or by country.

### ii. Categories 8-9<sup>1</sup>


*% total expenditure (categories 8-9)*

 eurostat	BE	DK	DE	EL	ES	FR	IE	IT	LU	NL	AT	PT	FI	SE	UK	EU-15	NO
8 Out-of-work income maintenance and support	81.1	67.2	98.5	100.0	98.6	91.7	91.5	85.0	58.9	100.0	87.8	70.4	75.4	98.9	100.0	93.3	100.0
9 Early retirement	18.9	32.8	1.5	-	1.4	8.3	8.5	15.0	41.1	-	12.2	29.6	24.6	1.1	-	6.7	-
<b>Total categories 8-9</b>	<b>100.0</b>	<b>100.0</b>	<b>100.0</b>	<b>100.0</b>	<b>100.0</b>	<b>100.0</b>	<b>100.0</b>	<b>100.0</b>	<b>100.0</b>	<b>100.0</b>	<b>100.0</b>	<b>100.0</b>	<b>100.0</b>	<b>100.0</b>	<b>100.0</b>	<b>100.0</b>	<b>100.0</b>

<sup>1</sup> Refer to footnotes to table B.1.1.ii for comments on data by category and/or by country.

## B.1.3 LMP expenditure by category in relation to GDP, 2002


### i. Categories 2-7<sup>1,2</sup>

		<i>LMP expenditure / GDP (%)</i>																
		BE	DK	DE	EL	ES	FR	IE	IT	LU	NL	AT	PT	FI	SE	UK	EU-15	NO
2	Training	0.185	0.616	0.477	0.111	0.125	0.299	0.223	0.216	:	0.142	0.247	0.180	0.341	0.656	0.126	0.282	0.059
3	Job rotation and job sharing	-	-	0.000	-	0.004	-	-	0.000	-	0.000	0.000	0.000	0.050	0.011	-	0.001	0.000
4	Employment incentives	0.165	0.534	0.103	0.050	0.249	0.112	0.153	0.362	0.047	0.045	0.059	0.178	0.109	0.202	0.010	0.145	0.030
5	Integration of the disabled	0.117	0.515	0.145	0.026	0.060	0.091	-	0.004	0.026	0.467	0.070	0.046	0.106	0.473	0.020	0.111	0.482
6	Direct job creation	0.435	0.002	0.165	-	0.100	0.411	0.261	0.036	0.031	0.280	0.041	0.040	0.104	-	0.005	0.152	-
7	Start-up incentives	0.005	-	0.048	0.034	0.051	0.004	-	0.026	0.000	-	0.004	0.004	0.011	0.044	0.000	0.021	-
<b>Total categories 2-7</b>		<b>0.906</b>	<b>1.667</b>	<b>0.939</b>	<b>0.221</b>	<b>0.588</b>	<b>0.916</b>	<b>0.637</b>	<b>0.643</b>	<b>:</b>	<b>0.934</b>	<b>0.421</b>	<b>0.448</b>	<b>0.722</b>	<b>1.385</b>	<b>0.161</b>	<b>0.713</b>	<b>0.571</b>

1 Data on GDP are given in table E.1.1. Refer to footnotes to table B.1.1.i for comments on data by category and/or by country.

2 For the first time, data for the category of training include targeted support for apprenticeship (sub-category 2.4) and are therefore not directly comparable with those for previous years.

### ii. Categories 8-9<sup>1</sup>

		<i>LMP expenditure / GDP (%)</i>																
		BE	DK	DE	EL <sup>2</sup>	ES	FR	IE	IT	LU	NL	AT	PT	FI	SE	UK	EU-15	NO
8	Out-of-work income maintenance and support	1.944	1.561	2.141	0.368	1.520	1.474	0.723	0.560	0.316	1.716	1.108	0.848	1.630	1.037	0.367	1.274	0.666
9	Early retirement	0.454	0.761	0.032	-	0.021	0.133	0.067	0.099	0.221	-	0.154	0.357	0.531	0.012	-	0.091	-
<b>Total categories 8-9</b>		<b>2.397</b>	<b>2.322</b>	<b>2.173</b>	<b>0.368</b>	<b>1.540</b>	<b>1.606</b>	<b>0.791</b>	<b>0.659</b>	<b>0.537</b>	<b>1.716</b>	<b>1.262</b>	<b>1.205</b>	<b>2.162</b>	<b>1.049</b>	<b>0.367</b>	<b>1.365</b>	<b>0.666</b>

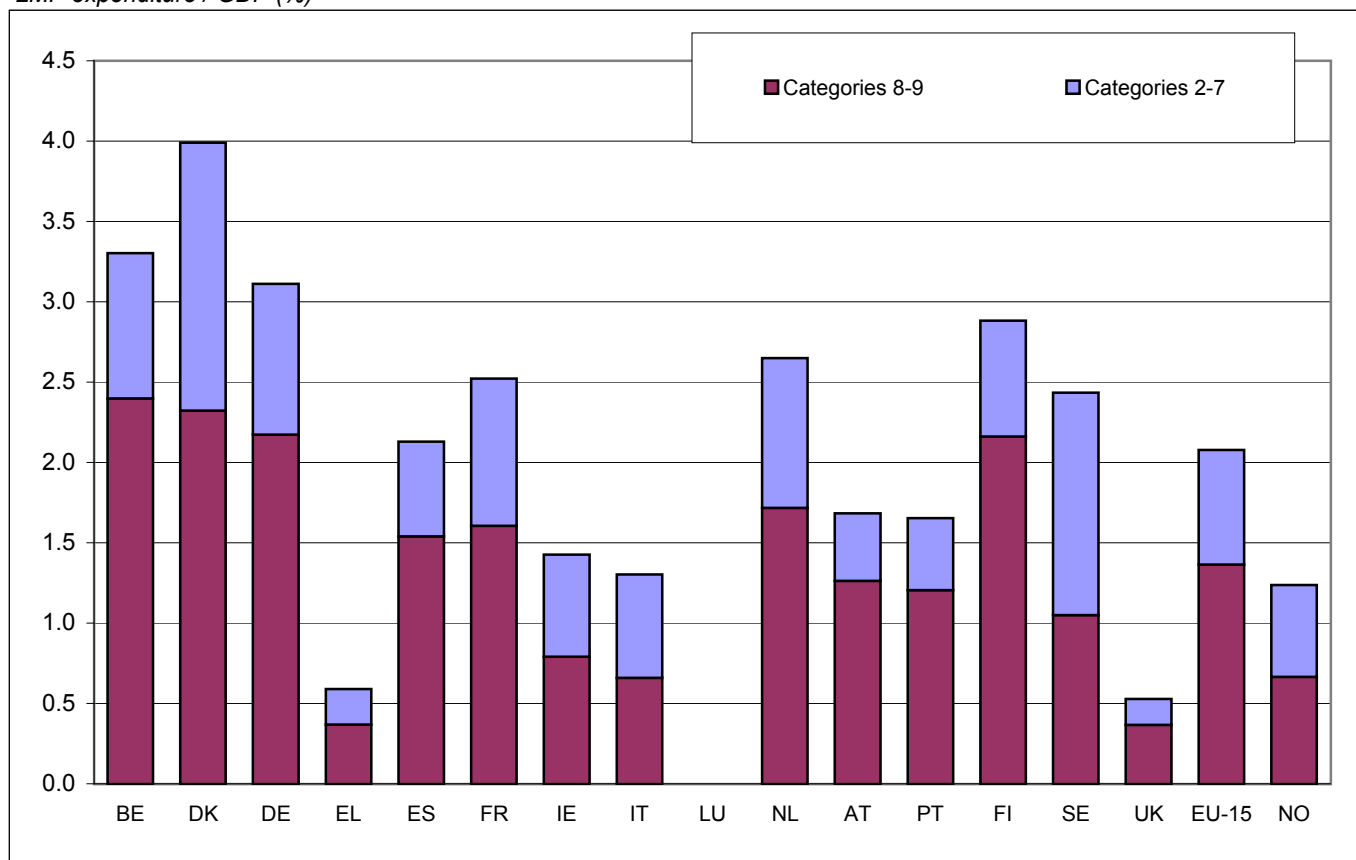
1 Data on GDP are given in table E.1.1. Refer to footnotes to table B.1.1.ii for comments on data by category and/or by country.

2 Data refer to 2001.

### B.1.3 LMP expenditure by category in relation to GDP, 2002 (continued)

#### iii Total expenditure on LMP measures (categories 2-9) in relation to GDP

LMP expenditure / GDP (%)




## B.2 LMP expenditure by type

### B.2.1 LMP expenditure by type, 2002

#### i. Categories 2-7<sup>1,2</sup>

Euro (millions)

	BE	DK	DE	EL	ES	FR	IE	IT	LU	NL	AT	PT	FI	SE	UK	EU-15	NO
<b>18.1 Total</b>	<b>2,355.6</b>	<b>3,063.1</b>	<b>19,818.6</b>	<b>312.4</b>	<b>4,095.6</b>	<b>13,932.9</b>	<b>823.6</b>	<b>8,096.4</b>	:	<b>4,153.4</b>	<b>918.4</b>	<b>578.9</b>	<b>1,008.3</b>	<b>3,542.3</b>	<b>2,679.3</b>	<b>65,378.9</b>	<b>1,156.5</b>
<b>18.2 Transfers to individuals</b>	<b>756.6</b>	<b>1,254.1</b>	<b>6,796.0</b>	<b>83.5</b>	<b>269.9</b>	<b>1,984.8</b>	<b>260.3</b>	<b>724.3</b>	:	<b>267.1</b>	<b>341.9</b>	<b>120.2</b>	<b>501.4</b>	<b>1,489.6</b>	<b>132.6</b>	<b>14,982.1</b>	<b>731.9</b>
18.2.1 Periodic cash payments	744.3	1,254.1	6,750.1	13.4	38.6	1,693.4	251.7	477.8	:	267.1	273.6	100.0	474.3	1,456.6	124.0	13,919.1	694.0
18.2.2 Lump-sum payments	12.3	-	36.3	70.0	221.0	279.5	-	-	:	-	-	20.2	-	11.4	8.6	659.2	37.9
18.2.3 Reimbursements	-	-	9.6	-	10.2	3.9	8.6	-	:	-	1.5	-	27.1	21.6	-	82.6	-
18.2.4 Reduced social contributions	-	-	-	-	-	-	-	246.5	:	-	66.7	-	-	-	-	313.2	-
18.2.5 Reduced taxes	-	-	-	-	-	-	-	-	:	-	-	-	-	-	-	-	-
<b>18.3 Transfers to employers</b>	<b>1,134.9</b>	<b>1,498.5</b>	<b>2,437.1</b>	<b>66.0</b>	<b>2,982.8</b>	<b>10,207.9</b>	<b>370.6</b>	<b>6,980.9</b>	:	<b>1,378.4</b>	<b>281.6</b>	<b>213.3</b>	<b>340.5</b>	<b>1,381.7</b>	<b>238.9</b>	<b>29,513.1</b>	<b>239.6</b>
18.3.1 Periodic cash payments	926.9	1,449.6	2,392.9	66.0	715.0	6,804.7	370.6	-	:	1,009.4	220.3	16.1	340.5	1,221.7	238.9	15,772.7	235.1
18.3.2 Lump-sum payments	-	48.8	44.1	-	288.9	838.3	-	97.6	:	-	-	11.0	-	-	-	1,328.8	4.5
18.3.3 Reimbursements	-	-	0.1	-	-	-	-	-	:	-	39.9	0.1	-	4.1	-	44.3	-
18.3.4 Reduced social contributions	208.1	-	-	-	1,938.7	2,533.9	-	5,627.4	:	-	21.4	186.0	-	-	-	10,515.4	-
18.3.5 Reduced taxes	-	-	-	-	40.1	31.0	-	1,255.9	:	369.0	-	-	-	155.9	-	1,851.9	-
<b>18.4 Transfers to service providers</b>	<b>464.1</b>	<b>310.5</b>	<b>10,585.6</b>	<b>-</b>	<b>843.0</b>	<b>1,740.3</b>	<b>31.3</b>	<b>391.2</b>	:	<b>418.0</b>	<b>191.9</b>	<b>56.9</b>	<b>166.4</b>	<b>671.0</b>	<b>1,981.5</b>	<b>17,851.6</b>	<b>184.8</b>
18.5 Not specified	-	-	-	162.9	-	-	161.3	-	:	2,089.9	103.0	188.6	-	-	326.3	3,032.0	0.1


1 Refer to footnotes to table B.1.1.i for other comments on the composition of the total expenditure shown.

2 Some of these values may be estimated (or include estimated values) or be subject to relevant comments. Refer to the detailed country tables in section B.3.

## B.2.1 LMP expenditure by type, 2002 (continued)

### ii. Categories 8-9<sup>1,2</sup>

Euro (millions)

 eurostat	BE	DK	DE	EL	ES	FR	IE	IT	LU	NL	AT	PT	FI	SE	UK	EU-15	NO
<b>18.1 Total</b>	<b>6,233.6</b>	<b>4,267.1</b>	<b>45,860.6</b>	<b>519.9</b>	<b>10,725.1</b>	<b>24,431.1</b>	<b>1,022.5</b>	<b>8,286.5</b>	<b>120.3</b>	<b>7,631.5</b>	<b>2,756.0</b>	<b>1,557.7</b>	<b>3,020.2</b>	<b>2,682.8</b>	<b>6,093.8</b>	<b>125,208.7</b>	<b>1,348.1</b>
<b>18.2 Transfers to individuals</b>	<b>6,233.6</b>	<b>4,267.1</b>	<b>44,564.1</b>	<b>519.9</b>	<b>10,724.9</b>	<b>24,398.9</b>	<b>1,022.5</b>	<b>8,286.5</b>	<b>116.3</b>	<b>7,631.5</b>	<b>2,478.4</b>	<b>1,557.7</b>	<b>3,020.2</b>	<b>2,682.8</b>	<b>6,093.8</b>	<b>123,598.2</b>	<b>1,346.0</b>
18.2.1 Periodic cash payments	6,025.1	4,190.9	42,637.5	443.6	10,306.5	24,398.9	1,022.5	5,332.3	109.7	7,631.5	1,793.0	1,547.4	2,984.4	2,682.8	6,093.8	117,199.9	1,346.0
18.2.2 Lump-sum payments	208.6	76.2	1,926.5	76.3	192.0	-	-	15.6	6.6	-	-	10.3	35.8	-	-	2,547.9	-
18.2.3 Reimbursements	-	-	-	-	-	-	-	-	-	-	224.9	-	-	-	-	224.9	-
18.2.4 Reduced social contributions	-	-	-	-	226.4	-	-	2,938.5	-	-	460.5	-	-	-	-	3,625.4	-
18.2.5 Reduced taxes	-	-	-	-	-	-	-	-	-	-	-	-	-	-	-	-	-
<b>18.3 Transfers to employers</b>	-	-	<b>1,296.5</b>	-	<b>0.2</b>	<b>32.2</b>	-	-	<b>4.0</b>	-	<b>277.5</b>	-	-	-	-	<b>1,610.4</b>	<b>2.1</b>
18.3.1 Periodic cash payments	-	-	1,269.0	-	-	32.2	-	-	-	-	-	-	-	-	-	1,301.2	2.1
18.3.2 Lump-sum payments	-	-	-	-	0.2	-	-	-	-	-	-	-	-	-	-	0.2	-
18.3.3 Reimbursements	-	-	27.6	-	-	-	-	-	4.0	-	277.5	-	-	-	-	309.1	-
18.3.4 Reduced social contributions	-	-	-	-	-	-	-	-	-	-	-	-	-	-	-	-	-
18.3.5 Reduced taxes	-	-	-	-	-	-	-	-	-	-	-	-	-	-	-	-	-
<b>18.4 Transfers to service providers</b>	-	-	-	-	-	-	-	-	-	-	<b>0.1</b>	-	-	-	-	<b>0.1</b>	-
18.5 Not specified	-	-	-	-	-	-	-	-	-	-	-	-	-	-	-	-	-


1 Refer to footnotes to table B.1.1.ii for comments on the composition of the total expenditure shown.

2 Some of these values may be estimated (or include estimated values) or be subject to relevant comments. Refer to the detailed country tables in section B.3.



## B.2.2 Share of LMP expenditure by type, 2002

### i. Categories 2-7<sup>1</sup>


		<i>% total expenditure (categories 2-7)</i>																
		BE	DK	DE	EL	ES	FR	IE	IT	LU	NL	AT	PT	FI	SE	UK	EU-15	NO
<b>18.1</b>	<b>Total</b>	<b>100.0</b>	<b>100.0</b>	<b>100.0</b>	<b>100.0</b>	<b>100.0</b>	<b>100.0</b>	<b>100.0</b>	<b>100.0</b>	:	<b>100.0</b>	<b>100.0</b>	<b>100.0</b>	<b>100.0</b>	<b>100.0</b>	<b>100.0</b>	<b>100.0</b>	<b>100.0</b>
<b>18.2</b>	<b>Transfers to individuals</b>	<b>32.1</b>	<b>40.9</b>	<b>34.3</b>	<b>26.7</b>	<b>6.6</b>	<b>14.2</b>	<b>31.6</b>	<b>8.9</b>	:	<b>6.4</b>	<b>37.2</b>	<b>20.8</b>	<b>49.7</b>	<b>42.1</b>	<b>4.9</b>	<b>22.9</b>	<b>63.3</b>
	18.2.1 Periodic cash payments	31.6	40.9	34.1	4.3	0.9	12.2	30.6	5.9	:	6.4	29.8	17.3	47.0	41.1	4.6	21.3	60.0
	18.2.2 Lump-sum payments	0.5	-	0.2	22.4	5.4	2.0	-	-	:	-	-	3.5	-	0.3	0.3	1.0	3.3
	18.2.3 Reimbursements	-	-	0.0	-	0.2	0.0	1.0	-	:	-	0.2	-	2.7	0.6	-	0.1	-
	18.2.4 Reduced social contributions	-	-	-	-	-	-	-	3.0	:	-	7.3	-	-	-	-	0.5	-
	18.2.5 Reduced taxes	-	-	-	-	-	-	-	-	:	-	-	-	-	-	-	-	-
<b>18.3</b>	<b>Transfers to employers</b>	<b>48.2</b>	<b>48.9</b>	<b>12.3</b>	<b>21.1</b>	<b>72.8</b>	<b>73.3</b>	<b>45.0</b>	<b>86.2</b>	:	<b>33.2</b>	<b>30.7</b>	<b>36.8</b>	<b>33.8</b>	<b>39.0</b>	<b>8.9</b>	<b>45.1</b>	<b>20.7</b>
	18.3.1 Periodic cash payments	39.3	47.3	12.1	21.1	17.5	48.8	45.0	-	:	24.3	24.0	2.8	33.8	34.5	8.9	24.1	20.3
	18.3.2 Lump-sum payments	-	1.6	0.2	-	7.1	6.0	-	1.2	:	-	-	1.9	-	-	-	2.0	0.4
	18.3.3 Reimbursements	-	-	0.0	-	-	-	-	-	:	-	4.3	0.0	-	0.1	-	0.1	-
	18.3.4 Reduced social contributions	8.8	-	-	-	47.3	18.2	-	69.5	:	-	2.3	32.1	-	-	-	16.1	-
	18.3.5 Reduced taxes	-	-	-	-	1.0	0.2	-	15.5	:	8.9	-	-	-	4.4	-	2.8	-
<b>18.4</b>	<b>Transfers to service providers</b>	<b>19.7</b>	<b>10.1</b>	<b>53.4</b>	<b>-</b>	<b>20.6</b>	<b>12.5</b>	<b>3.8</b>	<b>4.8</b>	:	<b>10.1</b>	<b>20.9</b>	<b>9.8</b>	<b>16.5</b>	<b>18.9</b>	<b>74.0</b>	<b>27.3</b>	<b>16.0</b>
18.5	Not specified	-	-	-	52.2	-	-	19.6	-	:	50.3	11.2	32.6	-	-	12.2	4.6	0.0

<sup>1</sup> Total for categories 2-7 excludes sub-category 2.4 (Special support for apprenticeship). Refer to footnotes to table B.1.1.i for other comments on the composition of the total expenditure shown.

## B.2.2 Share of LMP expenditure by type, 2002 (continued)


### ii. Categories 8-9<sup>1</sup>

% total expenditure (categories 8-9)

 eurostat	BE	DK	DE	EL	ES	FR	IE	IT	LU	NL	AT	PT	FI	SE	UK	EU-15	NO
<b>18.1 Total</b>	<b>100.0</b>	<b>100.0</b>	<b>100.0</b>	<b>100.0</b>	<b>100.0</b>	<b>100.0</b>	<b>100.0</b>	<b>100.0</b>	<b>100.0</b>	<b>100.0</b>	<b>100.0</b>	<b>100.0</b>	<b>100.0</b>	<b>100.0</b>	<b>100.0</b>	<b>100.0</b>	<b>100.0</b>
<b>18.2 Transfers to individuals</b>	<b>100.0</b>	<b>100.0</b>	<b>97.2</b>	<b>100.0</b>	<b>100.0</b>	<b>99.9</b>	<b>100.0</b>	<b>100.0</b>	<b>96.7</b>	<b>100.0</b>	<b>89.9</b>	<b>100.0</b>	<b>100.0</b>	<b>100.0</b>	<b>100.0</b>	<b>98.7</b>	<b>99.8</b>
18.2.1 Periodic cash payments	96.7	98.2	93.0	85.3	96.1	99.9	100.0	64.3	91.2	100.0	65.1	99.3	98.8	100.0	100.0	93.6	99.8
18.2.2 Lump-sum payments	3.3	1.8	4.2	14.7	1.8	-	-	0.2	5.5	-	-	0.7	1.2	-	-	2.0	-
18.2.3 Reimbursements	-	-	-	-	-	-	-	-	-	-	8.2	-	-	-	-	0.2	-
18.2.4 Reduced social contributions	-	-	-	-	2.1	-	-	35.5	-	-	16.7	-	-	-	-	2.9	-
18.2.5 Reduced taxes	-	-	-	-	-	-	-	-	-	-	-	-	-	-	-	-	-
<b>18.3 Transfers to employers</b>	-	-	<b>2.8</b>	-	<b>0.0</b>	<b>0.1</b>	-	-	<b>3.3</b>	-	<b>10.1</b>	-	-	-	-	<b>1.3</b>	<b>0.2</b>
18.3.1 Periodic cash payments	-	-	2.8	-	-	0.1	-	-	-	-	-	-	-	-	-	1.0	0.2
18.3.2 Lump-sum payments	-	-	-	-	0.0	-	-	-	-	-	-	-	-	-	-	0.0	-
18.3.3 Reimbursements	-	-	0.1	-	-	-	-	-	3.3	-	10.1	-	-	-	-	0.2	-
18.3.4 Reduced social contributions	-	-	-	-	-	-	-	-	-	-	-	-	-	-	-	-	-
18.3.5 Reduced taxes	-	-	-	-	-	-	-	-	-	-	-	-	-	-	-	-	-
<b>18.4 Transfers to service providers</b>	-	-	-	-	-	-	-	-	-	-	<b>0.0</b>	-	-	-	-	<b>0.0</b>	-
18.5 Not specified	-	-	-	-	-	-	-	-	-	-	-	-	-	-	-	-	-


<sup>1</sup> Refer to footnotes to table B.1.1.ii for comments on the composition of the total expenditure shown.

**B.3.1 LMP expenditure by measure and by type of action: Belgique/België, 2002**
*Euro (millions)*

 Category, measure number and name		18.1	18.2	18.3	18.4	18.5	Notes
		Total	Transfers to individuals	Transfers to employers	Transfers to service providers	Not specified	
<b>0 - Public employment services (PES)</b>							
0	1 Public employment services (Fed, RF, RW, RBC, CG)	486.31*	-	-	486.31*	-	
<b>Total category 0 - Public employment services (PES)</b>		<b>486.31*</b>	<b>-</b>	<b>-</b>	<b>486.31*</b>	<b>-</b>	
<b>1 - Intensive counselling and job-search assistance</b>							
1	12 Vocational integration (RW)	2.60	0.27*	-	2.33*	-	1
	25 Active jobsearch workshop (RBC)	0.98	-	-	0.98	-	1
	30 Regional employment missions (RW)	0.78	-	-	0.78	-	1
	46 Insertion plan for young people (RW)	10.22	1.31*	-	8.92	-	
	48 Partnership for the reception of jobseekers not registered in ORBEM (RBC)	0.18	-	-	0.18	-	1
	50 Partnership for childcare for jobseekers (RBC)	0.94	-	-	0.94	-	1
	54 Pathway to work (RF)	49.43	-	-	49.43	-	1
	58 Crèches facilities (RW)	0.22	-	-	0.22	-	1
	60 Restructuring support programme (retraining units) (RW)	2.87	-	-	2.87	-	1
	65 Re-employment fund (RF)	6.79	-	-	6.79	-	1
	68 Vocational integration (RBC)	3.74	-	-	3.74	-	
<b>Total category 1 - Intensive counselling and job-search assistance</b>		<b>78.76</b>	<b>1.58*</b>	<b>-</b>	<b>77.18*</b>	<b>-</b>	
<b>2 - Training</b>							
2.1	3 Encouraging the unemployed to resume studying (Fed)	98.84	98.84	-	-	-	
	40 Vocational training (RF)	134.60	-	-	134.60	-	
	41 Vocational training (RW)	106.27	-	-	106.27	-	
	42 Vocational training (RBC)	35.41	-	-	35.41	-	
	43 Vocational training (Fed)	83.86	83.86	-	-	-	
	44 Vocational training (CG)	n.s.	-	-	n.s.	-	
	64 Language training cheques (RBC)	0.05	0.05	-	-	-	
2.2	7 Support for the creation, extension and restructuring of enterprises (RW)	2.42	-	-	2.42	-	
	13 Training and integration contract (RW)	9.30	9.30	-	-	-	
	29 Tutorial (RBC)	0.04	-	0.04	-	-	
	67 Support for the creation, extension and restructuring of enterprises (RBC)	-	-	-	-	-	
2.4	8 Alternance training (Fed)	4.34	-	4.34	-	-	2
	10 Alternance training (RW)	4.80*	-	4.80*	-	-	2,3
<b>Total category 2 - Training</b>		<b>479.92*</b>	<b>192.04</b>	<b>9.18*</b>	<b>278.70</b>	<b>-</b>	
<b>3 - Job rotation and job sharing</b>							
3							
<b>Total category 3 - Job rotation and job sharing</b>		<b>-</b>	<b>-</b>	<b>-</b>	<b>-</b>	<b>-</b>	
<b>4 - Employment incentives</b>							
4	39 Part-time workers receiving income guarantee allowance (Fed)	177.00	177.00	-	-	-	
4.1	16 Recruitment subsidy (RBC)	0.27	-	0.27	-	-	
	17 Recruitment of unemployed persons in the context of economic expansion (RW)	14.85	-	14.85	-	-	
	22 Plan +1, +2, +3 (Fed)	87.96	-	87.96	-	-	
	23 Recruitment benefits (Fed)	54.57	-	54.57	-	-	
	24 Employment agreements (Fed)	0.45	-	0.45	-	-	
	28 Transition-to-work subsidy (RBC)	0.33	-	0.33	-	-	
	47 First job agreement (Fed)	20.74	-	20.74	-	-	
	55 Integration through temp agencies (RBC)	0.30	-	0.30	-	-	
	56 Wage-subsidies for integration enterprises (RBC)	-	-	-	-	-	4
	61 Activa (Fed)	69.85*	29.85	40.00*	-	-	
	70 Recruitment of unemployed persons in the context of economic expansion (RBC)	1.73	-	1.73	-	-	
<b>Total category 4 - Employment incentives</b>		<b>428.05*</b>	<b>206.85</b>	<b>221.20*</b>	<b>-</b>	<b>-</b>	

### B.3.1 LMP expenditure by measure and by type of action: Belgique/België, 2002

Euro (millions)


 Category, measure number and name		18.1	18.2	18.3	18.4	18.5	Notes
		Total	Transfers to individuals	Transfers to employers	Transfers to service providers	Not specified	
<b>5 - Integration of the disabled</b>							
5	36 Work and rehabilitation for disabled persons (RF, RW, RBC)	303.30*	-	166.82*	136.49*	-	
5.3	49 Socio-vocational guidance service: social consultations (RBC)	n.s.	-	-	n.s.	-	
<b>Total category 5 - Integration of the disabled</b>		<b>303.30*</b>	<b>-</b>	<b>166.82*</b>	<b>136.49*</b>	<b>-</b>	
<b>6 - Direct job creation</b>							
6	66 Social workshops (RF)	20.50	-	-	20.50	-	
6.1	14 Third working circuit (RW, RBC)	229.02	229.02	-	-	-	
	18 Subsidised contractors (Fed, RF, RW, RBC, CG)	578.92	-	578.92	-	-	
	19 Promoting employment in the non-market sector - FBI (Fed, RW, RBC, CG)	127.92	-	127.92	-	-	
	63 Support for the promotion of employment (APE) - Market and non-market sectors	n.s.	-	n.s.	-	-	
6.2	21 Local employment agencies (Fed)	144.68	116.47	-	28.22	-	
	27 Transition-to-work scheme (RF)	23.01	-	23.01	-	-	
	52 First job agreement in projects of public interest (RBC)	1.58	-	1.58	-	-	
	71 Transition-to-work scheme (RBC)	6.32	-	6.32	-	-	
<b>Total category 6 - Direct job creation</b>		<b>1,131.94</b>	<b>345.48</b>	<b>737.75</b>	<b>48.72</b>	<b>-</b>	
<b>7 - Start-up incentives</b>							
7	34 Loans for unemployed persons (Fed)	12.22	12.22	-	-	-	
	45 Support for the creation and management of enterprises (RBC)	0.15	-	-	0.15	-	1
	53 SME Creation (RW)	n.s.	-	-	n.s.	-	1
<b>Total category 7 - Start-up incentives</b>		<b>12.37</b>	<b>12.22</b>	<b>-</b>	<b>0.15</b>	<b>-</b>	
<b>8 - Out-of-work income maintenance and support</b>							
8.1	37 [Component] Unemployment benefit (Fed) - Full UB	4,456.14	4,456.14	-	-	-	
8.2	37 [Component] Unemployment benefit (Fed) - Partial UB	388.69	388.69	-	-	-	
8.5	37 [Component] Unemployment benefit (Fed) - Bankruptcy compensation	208.56	208.56	-	-	-	
<b>Total category 8 - Out-of-work income maintenance and support</b>		<b>5,053.40</b>	<b>5,053.40</b>	<b>-</b>	<b>-</b>	<b>-</b>	
<b>9 - Early retirement</b>							
9.1	38 Early retirement by collective agreement (Fed)	1,180.23	1,180.23	-	-	-	
<b>Total category 9 - Early retirement</b>		<b>1,180.23</b>	<b>1,180.23</b>	<b>-</b>	<b>-</b>	<b>-</b>	

#### Notes

- 1 Includes ESF contribution.
- 2 Measure reclassified from sub-category 2.3 to 2.4 - decision of the LMP Task Force on Apprenticeship, 2003.
- 3 Data refer to 2001.
- 4 No requests for subsidies were registered in 2002.

### B.3.2 LMP expenditure by measure and by type of action: Danmark, 2002


Euro (millions)

 Category, measure number and name		18.1	18.2	18.3	18.4	18.5	Notes
		Total	Transfers to individuals	Transfers to employers	Transfers to service providers	Not specified	
<b>0 - Public employment services (PES)</b>							
0	5 Public employment service	164.58*	-	-	164.58	-	
<b>Total category 0 - Public employment services (PES)</b>		<b>164.58*</b>	-	-	<b>164.58</b>	-	
<b>1 - Intensive counselling and job-search assistance</b>							
1	9 Specially arranged activation	168.21*	168.21*	-	-	-	
	17 Educational and vocational guidance	10.40*	-	-	10.40*	-	
<b>Total category 1 - Intensive counselling and job-search assistance</b>		<b>178.61*</b>	<b>168.21*</b>	-	<b>10.40*</b>	-	
<b>2 - Training</b>							
2.1	8 Education and training	947.15*	636.62*	-	310.53*	-	
	19 Adult and supplementary training	4.31*	4.31*	-	-	-	
	33 Education of immigrants	141.51*	141.51*	-	-	-	
2.2	27 Labour trainee	4.47	4.47	-	-	-	
2.4	31 Adult apprenticeship support	34.06	-	34.06	-	-	
<b>Total category 2 - Training</b>		<b>1,131.50*</b>	<b>786.90*</b>	<b>34.06</b>	<b>310.53*</b>	-	
<b>3 - Job rotation and job sharing</b>							
3		-	-	-	-	-	
<b>Total category 3 - Job rotation and job sharing</b>		-	-	-	-	-	
<b>4 - Employment incentives</b>							
4.1	6 Job training	641.25*	-	641.25*	-	-	
	7 Individual job training	291.88*	-	291.88	-	-	
	26 Servicejobs	48.84	-	48.84	-	-	
<b>Total category 4 - Employment incentives</b>		<b>981.96*</b>	-	<b>981.96*</b>	-	-	
<b>5 - Integration of the disabled</b>							
5.1	30 Support of disabled	18.34	-	18.34	-	-	
5.2	21 Flex jobs	290.71*	-	290.71*	-	-	
	22 Light jobs	23.04*	-	23.04*	-	-	
5.3	20 Rehabilitation	527.02	376.68	150.34	-	-	
	28 Pre-rehabilitation	86.80	86.80	-	-	-	
<b>Total category 5 - Integration of the disabled</b>		<b>945.91*</b>	<b>463.48</b>	<b>482.43*</b>	-	-	
<b>6 - Direct job creation</b>							
6.2	10 Voluntary unpaid activities	3.74*	3.74*	-	-	-	
<b>Total category 6 - Direct job creation</b>		<b>3.74*</b>	<b>3.74*</b>	-	-	-	
<b>7 - Start-up incentives</b>							
7		-	-	-	-	-	
<b>Total category 7 - Start-up incentives</b>		-	-	-	-	-	
<b>8 - Out-of-work income maintenance and support</b>							
8.1	2 Social assistance (unemployment)	337.77*	337.77*	-	-	-	
	29 Unemployment allowance	48.62	48.62	-	-	-	
8.5	25 Wage earners guarantee fund	76.17	76.17	-	-	-	
Mixed	1 Unemployment Insurance	2,405.59	2,405.59	-	-	-	
<b>Total category 8 - Out-of-work income maintenance and support</b>		<b>2,868.16*</b>	<b>2,868.16*</b>	-	-	-	
<b>9 - Early retirement</b>							
9.2	3 Transitional allowance	265.10	265.10	-	-	-	
	24 Early retirement pay, from unemployment	1,133.84*	1,133.84*	-	-	-	
	32 Flex allowance	n.s.	n.s.	-	-	-	
<b>Total category 9 - Early retirement</b>		<b>1,398.93*</b>	<b>1,398.93*</b>	-	-	-	

Notes


### B.3.3 LMP expenditure by measure and by type of action: Deutschland, 2002

Euro (millions)

 Category, measure number and name		18.1	18.2	18.3	18.4	18.5	Notes
		Total	Transfers to individuals	Transfers to employers	Transfers to service providers	Not specified	
<b>0 - Public employment services (PES)</b>							
0	5 Job placement	:	:	:	:	:	
<b>Total category 0 - Public employment services (PES)</b>		:	:	:	:	:	
<b>1 - Intensive counselling and job-search assistance</b>							
1	27 Independent measures	504.06	:	:	:	504.06	
	28 Involvement of third parties in the placement of unemployment-assistance recipients	4.16	-	-	4.16	-	
	33 Apprenticeship counselling and placement	:	:	:	:	:	
	35 Counselling and placement assistance	71.21	71.21	-	-	-	
	38 [Component] Immediate Action Programme against youth unemployment - Occupation accompanying assistance, social services	37.35	-	-	37.35	-	1,2
	43 Placement voucher	13.62	-	-	13.62	-	
	47 Placement by third parties by order of PES	174.27	-	-	174.27	-	
<b>Total category 1 - Intensive counselling and job-search assistance</b>		:	:	:	:	:	
<b>2 - Training</b>							
2.1	6 Measures to improve prospects of integration - training measures	477.78	-	-	477.78	-	3,4
	11 Support for vocational preparation training measures for young people	712.03	240.44	-	471.59	-	
	12 Support for further vocational training	6,701.32	3,996.60	-	2,704.72	-	
	20 Subsidies towards measures included in social plans	44.09	-	44.09	-	-	
	26 Language tuition for new resettlers, persons having right of asylum and quota refugees	130.59	-	-	130.59	-	3,5
	31 ESF Federal programme	278.72	278.72	-	-	-	2
	38 [Component] Immediate Action Programme against youth unemployment - Vocational qualification for low qualified youth, to make up for main graduation	172.20	66.72	-	105.48	-	1,2
	44 Income subsidies for people in further vocational training	3.97	-	3.97	-	-	6
2.3	38 [Component] Immediate Action Programme against youth unemployment - Work and qualification (AQJ)	40.84	-	-	40.84	-	1,2
2.4	19 Support for vocational training for those with learning difficulties/social disadvantage	1,075.64	-	-	1,075.64	-	
	34 Vocational training allowance	324.83	324.83	-	-	-	
	38 [Component] Immediate Action Programme against youth unemployment - Apprenticeship in non-operational training institutions	109.58	-	-	109.58	-	1,2
<b>Total category 2 - Training</b>		<b>10,071.59</b>	<b>4,907.31</b>	<b>48.06</b>	<b>5,116.22</b>	<b>-</b>	
<b>3 - Job rotation and job sharing</b>							
3.1	46 Job Rotation - Employment-training rotation programme	4.53	-	4.53	-	-	
<b>Total category 3 - Job rotation and job sharing</b>		<b>4.53</b>	<b>-</b>	<b>4.53</b>	<b>-</b>	<b>-</b>	
<b>4 - Employment incentives</b>							
4.1	7 Mobility allowances	131.39	131.39	-	-	-	
	8 Employee allowance	3.70	3.70	-	-	-	7
	16 Recruitment subsidy for new businesses	125.74	-	125.74	-	-	
	17 Integration contract	0.09	-	0.09	-	-	8
	18 Integration subsidies	1,225.11	-	1,225.11	-	-	
	25 Employment assistance scheme for long-term unemployed	288.93	-	288.93	-	-	
	38 [Component] Immediate Action Programme against youth unemployment - Wage-cost subsidies, mobility allowances	399.89	15.97	383.92	-	-	1,2
	45 Subsidies for people with low income - model of Mainz	5.97	5.97	-	-	-	2
<b>Total category 4 - Employment incentives</b>		<b>2,180.82</b>	<b>157.03</b>	<b>2,023.79</b>	<b>-</b>	<b>-</b>	

### B.3.3 LMP expenditure by measure and by type of action: Deutschland, 2002

Euro (millions)


 Category, measure number and name		18.1	18.2	18.3	18.4	18.5	Notes
		Total	Transfers to individuals	Transfers to employers	Transfers to service providers	Not specified	
<b>5 - Integration of the disabled</b>							
5.1	23 Incentives for the recruitment and employment of the severely disabled	315.33	-	315.33	-	-	
5.3	13 Promoting integration of the disabled into working life	2,748.35	725.76	45.34	1,977.26	-	
<b>Total category 5 - Integration of the disabled</b>		<b>3,063.69</b>	<b>725.76</b>	<b>360.67</b>	<b>1,977.26</b>	-	
<b>6 - Direct job creation</b>							
6.2	21 Support for job-creation measures (ABMs)	2,332.96	-	-	2,332.96	-	
	22 Support for structural adjustment measures	809.94	-	-	809.94	-	
	38 [Component] Immediate Action Programme against youth unemployment - Qualifying job-creation measures	323.87	-	-	323.87	-	1,2
	42 Employment generating promotion of the infrastructure	25.37	-	-	25.37	-	
<b>Total category 6 - Direct job creation</b>		<b>3,492.14</b>	-	-	<b>3,492.14</b>	-	
<b>7 - Start-up incentives</b>							
7	9 Bridging allowance	1,005.87	1,005.87	-	-	-	
<b>Total category 7 - Start-up incentives</b>		<b>1,005.87</b>	<b>1,005.87</b>	-	-	-	
<b>8 - Out-of-work income maintenance and support</b>							
8.1	1 Unemployment benefit	27,432.52	27,432.52	-	-	-	
	3 Unemployment assistance	14,756.24	14,756.24	-	-	-	
	29 Integration assistance for new resettlers, persons having right of asylum and quota refugees	221.98	221.98	-	-	-	
8.2	14 Short-time working allowance	603.53	-	603.53	-	-	9
	15 [Component] Promotion of year-round employment in construction - Cost-increase winter allowance	130.58	130.58	-	-	-	
	15 [Component] Promotion of year-round employment in construction - Bad weather allowance from the 31st hour, Additional winter allowance, refund of social contributions	114.07	86.49	27.58	-	-	
8.3	2 Part-time unemployment benefit	1.61	1.61	-	-	-	
8.5	4 Bankruptcy compensation payment	1,926.54	1,926.54	-	-	-	
<b>Total category 8 - Out-of-work income maintenance and support</b>		<b>45,187.07</b>	<b>44,555.96</b>	<b>631.11</b>	-	-	
<b>9 - Early retirement</b>							
9.1	24 Support of part-time employment for older employees	673.56	8.13	665.43	-	-	
<b>Total category 9 - Early retirement</b>		<b>673.56</b>	<b>8.13</b>	<b>665.43</b>	-	-	

#### Notes

- 1 Total expenditure on the measure is understated by 17.75 million € that could not be assigned to any particular component.
- 2 Includes ESF contribution.
- 3 Costs of training courses only.
- 4 Participants may at the same time receive benefits recorded in category 8.
- 5 Income support allowances paid at the same time are recorded in measure D-29 (category 8).
- 6 Further training for unskilled workers: 54%; further training for employees threatened by unemployment: 46%.
- 7 Federal Employment Service: 36.5%; Federal Government 63.5%.
- 8 The measure ended at the end of 2001. Expenditure refers to residual costs for persons starting during 2001.
- 9 Short-time working allowance is paid to the employer who then pays eligible employees.

### B.3.4 LMP expenditure by measure and by type of action: Ellada, 2002


Euro (millions)

 Category, measure number and name		18.1 Total	18.2 Transfers to individuals	18.3 Transfers to employers	18.4 Transfers to service providers	18.5 Not specified	Notes
<b>0 - Public employment services (PES)</b>							
0	32 Placement by the public employment services (OAED employment agencies)	:	-	-	-	-	1
	62 Development of structures of supporting services in issues of gender equality (K.E.TH.I.)	:	-	-	-	-	1
<b>Total category 0 - Public employment services (PES)</b>		:	:	:	:	:	
<b>1 - Intensive counselling and job-search assistance</b>							
1	31 Counselling - Vocational guidance	17.61	-	-	17.61	-	1
<b>Total category 1 - Intensive counselling and job-search assistance</b>		<b>17.61</b>	-	-	<b>17.61</b>	-	
<b>2 - Training</b>							
2.1	8 Continuous vocational training programs for the unemployed (OAED)	5.26*	:	:	:	5.26*	1
	33 Continuous vocational training programs for the unemployed (Ministry of Labour - KEK)	102.71	:	:	:	102.71	1
	37 Training for unemployed seamen (Ministry of Merchant Marine)	5.28	5.28	-	-	-	1
	42 Combating exclusion from the labour market for disadvantaged social groups	21.92	21.92	-	-	-	1
2.3	6 Programs of Alternating Training	21.54*	:	:	:	21.54	1
<b>Total category 2 - Training</b>		<b>156.72*</b>	<b>27.20</b>	-	-	<b>129.52*</b>	
<b>3 - Job rotation and job sharing</b>							
3							
<b>Total category 3 - Job rotation and job sharing</b>		-	-	-	-	-	
<b>4 - Employment incentives</b>							
4.1	9 Programme New Jobs for the unemployed (OAED)	66.03*	-	66.03	-	-	1,2
	51 The "Stage" programme for unemployed	5.22*	5.22	-	-	-	1,3
	63 Programme New Jobs for the unemployed (L.A.E.K.) in 13 prefectures	-	-	-	-	-	4
<b>Total category 4 - Employment incentives</b>		<b>71.25*</b>	<b>5.22</b>	<b>66.03</b>	-	-	
<b>5 - Integration of the disabled</b>							
5.1	60 Programmes New Jobs and New Entrepreneurs - Operational prog "Combating labour market exclusion"	33.43	:	:	:	33.43	5
5.3	1 Training programs for people with special needs in three vocational training centres of OAED	2.93*	2.93	-	-	-	3
<b>Total category 5 - Integration of the disabled</b>		<b>36.36*</b>	<b>2.93</b>	-	-	<b>33.43*</b>	
<b>6 - Direct job creation</b>							
6							
<b>Total category 6 - Direct job creation</b>		-	-	-	-	-	
<b>7 - Start-up incentives</b>							
7	10 Promotion of self-employment for new entrepreneurs and creation of new enterprises	48.10	48.10	:	:	0.00	1
<b>Total category 7 - Start-up incentives</b>		<b>48.10</b>	<b>48.10</b>	-	-	<b>0.00</b>	



### B.3.4 LMP expenditure by measure and by type of action: Ellada, 2002

Euro (millions)


 Category, measure number and name		18.1	18.2	18.3	18.4	18.5	Notes
		Total	Transfers to individuals	Transfers to employers	Transfers to service providers	Not specified	
<b>8 - Out-of-work income maintenance and support</b>							
8.1	22 Unemployment benefit	440.21*	440.21	-	-	-	3
	23 Special unemployment assistance for those exceeding the unemployment benefit period	-	-	-	-	-	3,6
	24 Special assistance provided after the completion of three months as a registered unemployed	0.75*	0.75	-	-	-	3,6
	27 National System of Protection from Unemployment - ESPA (Benefit for young unemployed)	0.71*	0.71	-	-	-	3
	28 Special assistance for ex offenders	0.20*	0.20	-	-	-	3
	29 Special assistance for former political refugees and repatriated	1.71*	1.71	-	-	-	3
8.2	58 Special seasonal assistance	76.30*	76.30	-	-	-	3
<b>Total category 8 - Out-of-work income maintenance and support</b>		<b>519.88*</b>	<b>519.88</b>	-	-	-	
<b>9 - Early retirement</b>							
9							
<b>Total category 9 - Early retirement</b>		-	-	-	-	-	

#### Notes

- 1 Includes ESF contribution.
- 2 Data refer to the budget allocation for 2002 and not to actual expenditure.
- 3 Data refer to 2001.
- 4 Measure not applied in 2002.
- 5 New Job 81%, New Professionals 19%
- 6 Expenditure of EL-23 is included in EL-24.


**B.3.5 LMP expenditure by measure and by type of action: España, 2002**

*Euro (millions)*

 Category, measure number and name		18.1	18.2	18.3	18.4	18.5	Notes
		Total	Transfers to individuals	Transfers to employers	Transfers to service providers	Not specified	
<b>0 - Public employment services (PES)</b>							
0							
<b>Total category 0 - Public employment services (PES)</b>		-	-	-	-	-	
<b>1 - Intensive counselling and job-search assistance</b>							
1							
28	Managing placement, vocational guidance and retraining	73.88	-	-	73.88	-	
48	Managing placement, vocational guidance and retraining (regions)	21.47	-	0.44	21.03	-	1
<b>Total category 1 - Intensive counselling and job-search assistance</b>		<b>95.35</b>	<b>-</b>	<b>0.44</b>	<b>94.91</b>	<b>-</b>	
<b>2 - Training</b>							
2.1							
8	National plan for vocational training and integration (Plan FIP)	485.33	21.44	-	463.88	-	2
35	National plan for vocational training and integration (Plan FIP, regions)	79.16	-	-	79.16	-	1
2.4							
9	Scheme for workshop schools and youth training centres (ET y CO)	286.01	10.87*	-	275.14*	-	2,3
49	Scheme for workshop schools and youth training centres (ET y CO, regions)	17.94	-	-	17.94	-	3,4
<b>Total category 2 - Training</b>		<b>868.44</b>	<b>32.31*</b>	<b>-</b>	<b>836.13*</b>	<b>-</b>	
<b>3 - Job rotation and job sharing</b>							
3.1							
17	Temporary work to replace workers during maternity leave, adoption and childcare	28.54	-	28.54	-	-	
41	Temporary work to replace maternity leavers, adoption, etc. (regions)	-	-	-	-	-	5
<b>Total category 3 - Job rotation and job sharing</b>		<b>28.54</b>	<b>-</b>	<b>28.54</b>	<b>-</b>	<b>-</b>	
<b>4 - Employment incentives</b>							
4.1							
11	Open ended employment contracts for the unemployed	519.54	-	519.54	-	-	2
12	Open ended employment contracts for persons aged over 45	286.53	-	286.53	-	-	2
15	Conversion of apprenticeship, training, replacement and substitution contracts into permanent contracts	835.69	-	835.69	-	-	2
29	Support for domestic migration	2.05	2.05	-	-	-	
36	Open ended employment contracts for the unemployed (regions)	53.10	6.40	46.70	-	-	4
37	Open ended employment contracts for persons aged over 45 (regions)	10.83	-	10.83	-	-	4
39	Conversion of apprenticeship, training and substitution contracts into permanent contracts (regions)	25.83	-	25.83	-	-	4
<b>Total category 4 - Employment incentives</b>		<b>1,733.57</b>	<b>8.45</b>	<b>1,725.12</b>	<b>-</b>	<b>-</b>	
<b>5 - Integration of the disabled</b>							
5.1							
13	Open ended contracts for the disabled	162.32	-	162.32*	-	-	2
16	Temporary contracts for the disabled	23.90	-	23.90	-	-	
25	Integration of the disabled through self-employment	1.31	1.31	-	-	-	2
38	Open ended employment contracts for the disabled (regions)	0.73	-	0.73	-	-	4
40	Temporary contracts for the disabled (regions)	0.14	-	0.14	-	-	4
46	Integration of the disabled through self-employment (regions)	0.10	0.01	0.09	-	-	4
5.2							
3	Support for employment in special employment centres	206.66	-	206.66	-	-	
34	Support for employment in special employment centres (regions)	23.78	-	23.78	-	-	4
5.3							
14	Training contracts for the disabled	0.35	-	0.35	-	-	
<b>Total category 5 - Integration of the disabled</b>		<b>419.30</b>	<b>1.32</b>	<b>417.98*</b>	<b>-</b>	<b>-</b>	

### B.3.5 LMP expenditure by measure and by type of action: España, 2002

Euro (millions)


 Category, measure number and name		18.1	18.2	18.3	18.4	18.5	Notes
		Total	Transfers to individuals	Transfers to employers	Transfers to service providers	Not specified	
<b>6 - Direct job creation</b>							
6.2	18 INEM-Public administration accords	331.87	-	331.87*	-	-	
	19 Promotion of agricultural employment in Andalucía, Extremadura and under-developed rural areas	174.02	-	174.02*	-	-	
	31 Employment workshops	186.88	-	186.88	-	-	2
<b>Total category 6 - Direct job creation</b>		<b>692.76</b>	<b>-</b>	<b>692.76*</b>	<b>-</b>	<b>-</b>	
<b>7 - Start-up incentives</b>							
7	20 Capitalisation of unemployment benefits	118.38	118.38*	-	-	-	
	21 Promotion of self-employment	46.55	46.55*	-	-	-	2
	22 Financial aid for the integration of returning emigrants	0.38	0.38	-	-	-	
	23 Promotion of employment in co-operatives	15.07	15.07	-	-	-	2
	24 Promotion of local employment initiatives	90.61	-	90.61*	-	-	2
	43 Promotion of self-employment (regions)	51.23	46.41	3.85	0.98	-	4
	44 Promotion of employment in co-operatives (regions)	11.31	0.90	9.14	1.27	-	4
	45 Promotion of local employment initiatives (regions)	19.50	0.11	14.77	4.62	-	4
<b>Total category 7 - Start-up incentives</b>		<b>353.02</b>	<b>227.79*</b>	<b>118.36*</b>	<b>6.87</b>	<b>-</b>	
<b>8 - Out-of-work income maintenance and support</b>							
8.1	5 Contributory unemployment benefit	7,336.85	7,336.85	-	-	-	
	6 Unemployment assistance	1,820.84	1,820.84*	-	-	-	
	7 Assistance for unemployed casual agricultural workers	974.83	974.83*	-	-	-	
	32 Active jobseeker's back-to-work allowance	208.64	208.64	-	-	-	
8.2	4 Partial unemployment benefits (contributory)	47.44	47.44	-	-	-	
8.5	30 Bankruptcy compensation	191.17	191.17	-	-	-	
<b>Total category 8 - Out-of-work income maintenance and support</b>		<b>10,579.76</b>	<b>10,579.76*</b>	<b>-</b>	<b>-</b>	<b>-</b>	
<b>9 - Early retirement</b>							
9.1	26 Early retirement with substitution by another worker	1.55	1.55*	-	-	-	
	27 Replacement contracts	47.21	47.21*	-	-	-	
	47 Early retirement with substitution by another worker (regions)	0.22	0.06	0.16	-	-	6
9.2	1 Employment promotion funds (early retirement)	3.61	3.61*	-	-	-	
	2 Early retirement allowance	91.89	91.89*	-	-	-	
	33 Early retirement allowance (regions)	0.82	0.82	-	-	-	7
<b>Total category 9 - Early retirement</b>		<b>145.29</b>	<b>145.14*</b>	<b>0.16</b>	<b>-</b>	<b>-</b>	

#### Notes

- 1 Data from Castilla-La Mancha, Extremadura, Galicia and La Rioja are missing.
- 2 Includes ESF contribution.
- 3 Measure reclassified from sub-category 2.3 to 2.4 - decision of the LMP Task Force on Apprenticeship, 2003.
- 4 Data from Castilla-La Mancha, Canarias, Extremadura, Galicia and La Rioja are missing.
- 5 Measure not applied in 2002.
- 6 Measure applied only in Valencia.
- 7 Measure applied only in Andalusia.


### B.3.6 LMP expenditure by measure and by type of action: France, 2002

Euro (millions)

 Category, measure number and name		18.1	18.2	18.3	18.4	18.5	Notes
		Total	Transfers to individuals	Transfers to employers	Transfers to service providers	Not specified	
<b>0 - Public employment services (PES)</b>							
0	42 National employment agency (ANPE)	1,014.48	-	-	1,014.48	-	1
	43 Managerial employment agency (APEC)	84.60	-	-	84.60	-	
	44 Local centres, permanent reception, information and advisory services (PAIO)	131.06	-	-	131.06	-	2
<b>Total category 0 - Public employment services (PES)</b>		<b>1,230.15</b>	<b>-</b>	<b>-</b>	<b>1,230.15</b>	<b>-</b>	
<b>1 - Intensive counselling and job-search assistance</b>							
1	19 [Component] Retraining agreements - vocational guidance	-	-	-	-	-	3
	45 Retraining units	20.16	-	-	20.16	-	
	53 Personalised services of ANPE	448.67	-	-	448.67	-	
	54 Job search workshops (ANPE)	29.12	-	-	29.12	-	
	55 Appraisal services of ANPE	18.29	-	-	18.29	-	
	56 Support services of ANPE	4.37	-	-	4.37	-	
	57 Guidance and monitoring services of AFPA	101.67	-	-	101.67	-	2
	58 Pathway to jobs (TRACE)	77.07	29.81	-	47.26	-	2
	66 Mobility support (PARE)	13.39	13.39	-	-	-	
<b>Total category 1 - Intensive counselling and job-search assistance</b>		<b>712.73</b>	<b>43.19</b>	<b>-</b>	<b>669.54</b>	<b>-</b>	
<b>2 - Training</b>							
2	17 Training allowance - unemployment insurance system (AFR)	98.12	98.12	-	-	-	4
	18 Training allowance - public system	297.87	297.87	-	-	-	5
	19 [Component] Retraining agreements - training allowance	61.86	61.86	-	-	-	3
	63 Back-to-work support - training allowance (AREF)	789.62	789.62	-	-	-	4
2.1	10 Courses offered by the Association for Adult Vocational Training (AFPA)	762.63	142.07	-	620.55	-	6
	11 Courses for specific groups (IRILL)	16.55	-	-	16.55	-	2
	13 Adult training courses organised by the regions	477.40*	152.80*	-	324.60*	-	6
	14 Courses for admission to enterprises	11.31	-	-	11.31	-	2
	15 Individual training-for-employment and integration courses (SIFE)	12.12	-	-	12.12	-	6
	16 Group training-for-employment and integration courses (SIFE)	141.85	-	-	141.85	-	2,6
	19 [Component] Retraining agreements - course costs	4.27	-	-	4.27	-	3
	64 Training support (PARE)	219.37	179.59*	14.24	25.54	-	6
2.2	20 FNE conventions on training and retraining	6.59	-	3.58	3.01	-	2
2.3	9 Courses for young job-seekers (State + regions)	446.54*	133.00*	-	313.55*	-	2,6
2.4	22 Exemptions and subsidies for recruitment of apprentices	1,197.57*	-	1,197.57*	-	-	7
<b>Total category 2 - Training</b>		<b>4,543.66*</b>	<b>1,854.93*</b>	<b>1,215.38*</b>	<b>1,473.34*</b>	<b>-</b>	
<b>3 - Job rotation and job sharing</b>							
3		-	-	-	-	-	
<b>Total category 3 - Job rotation and job sharing</b>		<b>-</b>	<b>-</b>	<b>-</b>	<b>-</b>	<b>-</b>	


### B.3.6 LMP expenditure by measure and by type of action: France, 2002

Euro (millions)

 Category, measure number and name		18.1	18.2	18.3	18.4	18.5	Notes
		Total	Transfers to individuals	Transfers to employers	Transfers to service providers	Not specified	
<b>4 - Employment incentives</b>							
4.1	24 Qualification contracts (alternance training)	412.92	-	412.92	-	-	
	25 Orientation contracts (alternance training)	4.73	-	4.73	-	-	
	26 Employment-initiative contract (CIE)	706.57	-	703.91	2.66	-	2
	27 Exemption from social charges for recruitment of a first employee	197.80	-	197.80	-	-	8
	28 Exemption from social charges for recruitment of the 1st to 50th employee in ZRR and ZRU areas	64.29	-	64.29	-	-	
	32 Degressive temporary allowance	11.30	11.30	-	-	-	
	36 Economic integration enterprises	161.96	-	152.87	9.09	-	2
	37 Intermediary associations	96.07	-	91.76*	4.31	-	2
	60 Adult qualification contracts	0.95	-	0.95	-	-	
	61 Enterprises providing temporary work for integration purposes	8.43	-	-	8.43	-	
	65 Degressive support to employer (PARE)	31.42	-	31.42	-	-	9
	67 Youth employment contract	2.72	-	2.72	-	-	
4.2	33 Retraining leave	10.39	9.99	-	0.40	-	2
	35 Supported transition to part time work	0.60	0.60	-	-	-	10
<b>Total category 4 - Employment incentives</b>		<b>1,710.14</b>	<b>21.88</b>	<b>1,663.36*</b>	<b>24.89</b>	-	
<b>5 - Integration of the disabled</b>							
5.1	49 Aid granted by the Association for the vocational integration of the disabled (AGEFIPH)	397.64	55.50	127.60	214.54	-	
5.2	47 Income guarantee for disabled workers (CAT)	812.09	-	812.09	-	-	
	48 Sheltered workshops for the disabled	171.92	-	171.92	-	-	
<b>Total category 5 - Integration of the disabled</b>		<b>1,381.64</b>	<b>55.50</b>	<b>1,111.60</b>	<b>214.54</b>	-	
<b>6 - Direct job creation</b>							
6.2	39 Community work contract (CES)	1,337.81	-	1,332.76	5.05	-	2
	40 Funded-employment contract (CEC)	1,514.06	-	1,508.35	5.71	-	2
	41 Town employment contract	3.14*	-	3.14*	-	-	8
	46 Jobs for young people	3,389.25	-	3,373.26	16.00	-	
<b>Total category 6 - Direct job creation</b>		<b>6,244.26*</b>	-	<b>6,217.51*</b>	<b>26.75</b>	-	
<b>7 - Start-up incentives</b>							
7	38 Aid for the unemployed setting-up or rescuing a company	0.12*	0.12*	-	-	-	11
	38bis Consultancy cheque-book for business creation	8.05	8.05	-	-	-	2
	59 Support for new business development	45.08	44.29	-	0.79	-	
<b>Total category 7 - Start-up incentives</b>		<b>53.25*</b>	<b>52.45*</b>	-	<b>0.79</b>	-	
<b>8 - Out-of-work income maintenance and support</b>							
8.1	1 Single degressive allowance (Unemployment insurance system)	19,999.32	19,999.32	-	-	-	12
	2 Integration allowance (Solidarity system)	145.73	145.73	-	-	-	
	3 Specific solidarity allowance (Solidarity system)	2,236.59	2,236.59	-	-	-	13
8.2	4 Partial unemployment	32.22	-	32.22	-	-	
<b>Total category 8 - Out-of-work income maintenance and support</b>		<b>22,413.87</b>	<b>22,381.64</b>	<b>32.22</b>	-	-	

### B.3.6 LMP expenditure by measure and by type of action: France, 2002

*Euro (millions)*


 Category, measure number and name		18.1	18.2	18.3	18.4	18.5	Notes
		Total	Transfers to individuals	Transfers to employers	Transfers to service providers	Not specified	
<b>9 - Early retirement</b>							
9.1	8 Job-substitution allowance	957.34	957.34	-	-	-	
	34 Phased early retirement	385.46	385.46	-	-	-	
9.2	6 FNE special redundancy allowance	647.57	647.57	-	-	-	
	62 Early retirement for special groups of employees (CATS)	26.91	26.91	-	-	-	
<b>Total category 9 - Early retirement</b>		<b>2,017.27</b>	<b>2,017.27</b>	<b>-</b>	<b>-</b>	<b>-</b>	

#### Notes

- 1 Operational budget of ANPE (excluding investment) less costs of services included in category 1 (measures F-53 to F-56), plus UNEDIC's participation.
- 2 Includes ESF contribution.
- 3 Significant decrease in expenditure: measure ended when the new unemployment insurance agreement came into force on 1 July 2001.
- 4 Includes training allowances for participants in other training measures (F-9 to F-16 for F-17, F9 to F16 + F64 for F63). The AREF (F-63) came into force on 1 July 2001 and replaces the AFR (F-17).
- 5 Corresponds to training allowances for participants in other training measures (F-11 to F-16) and who are ineligible for training allowances from the unemployment insurance scheme.
- 6 Transfers to individuals (training allowances) are incomplete in respect of individual measures because some allowances are paid through measures F-17, F-18 or F-63.
- 7 Expenditure covers only amounts paid in respect of apprenticeship contracts for low-qualified youth (81% of all contracts) and excludes reduced social contributions for employers taking on apprentices with secondary level qualifications or above.
- 8 Measure coming to an end.
- 9 Measure started on 1 July 2002.
- 10 Measure coming to an end since the implementation of the 35 hour working week.
- 11 Expenditure underestimated: the amount of revenue foregone through exemptions to social contributions is not known.
- 12 Includes the ARE (Back-to-work support allowance) which replaces the AUD (Single degressive allowance) since the new unemployment insurance agreement came into force on 1 July 2001.
- 13 Includes the special waiting allowance (ASA) for older unemployed, now replaced by the retirement-equivalent allowance (AER).


### B.3.7 LMP expenditure by measure and by type of action: Ireland, 2002

Euro (millions)

 Category, measure number and name		18.1	18.2	18.3	18.4	18.5	Notes
		Total	Transfers to individuals	Transfers to employers	Transfers to service providers	Not specified	
<b>0 - Public employment services (PES)</b>							
0	9 Job facilitation service	:	:	:	:	:	
<b>Total category 0 - Public employment services (PES)</b>		<b>:</b>	<b>:</b>	<b>:</b>	<b>:</b>	<b>:</b>	
<b>1 - Intensive counselling and job-search assistance</b>							
1	15 Job clubs	6.30	0.86	:	:	5.45	1
	22 Counselling/guidance	28.97	-	-	28.97	-	1
	36 Local employment services	19.73	-	-	19.73	-	1
<b>Total category 1 - Intensive counselling and job-search assistance</b>		<b>55.00</b>	<b>0.86</b>	<b>-</b>	<b>48.70</b>	<b>5.45</b>	
<b>2 - Training</b>							
2	45 Local Training Initiative	16.80	7.82	:	0.47	8.51	1,2
	46 Community Youth Training Programme	11.63	3.85	:	:	7.78	1,2
2.1	10 Back to education allowance (BTEA)	35.39	35.39	-	-	-	
	35 VTOS (Vocational training opportunities scheme)	48.53	:	:	:	48.53*	1,3,4
	38 Bridging Foundation	16.58	6.28	:	:	10.30	1
	39 Specific Skills Training	64.98	25.22	:	:	39.76	1,5
	43 Return to Work	6.74	2.97	:	1.14	2.63	1,6
2.2	42 Linked Work Experience	1.71	1.28	:	:	0.43	1,6
	44 Job Training Scheme	0.91	0.69	:	:	0.22	1,5
2.3	34 Youthreach	35.09	28.24	-	6.85	-	3
	40 Traineeship	16.66	7.64	:	:	9.02	1,5
	41 Community Training Workshops	33.66	10.75	:	:	22.91	1,6
<b>Total category 2 - Training</b>		<b>288.68</b>	<b>130.12</b>	<b>-</b>	<b>8.47</b>	<b>150.09*</b>	
<b>3 - Job rotation and job sharing</b>							
3							
<b>Total category 3 - Job rotation and job sharing</b>		<b>-</b>	<b>-</b>	<b>-</b>	<b>-</b>	<b>-</b>	
<b>4 - Employment incentives</b>							
4.1	4 Back to work allowance	129.09	129.09	-	-	-	7
	5 PRSI Exemption scheme	n.s.	-	n.s.	-	-	
	7 Part-time job incentive scheme	1.13	1.13	-	-	-	
	37 Job Initiative	46.33	:	39.74	:	6.59	1
	47 Social Economy Programme	21.05	:	16.44	0.01	4.60	1
<b>Total category 4 - Employment incentives</b>		<b>197.59</b>	<b>130.21</b>	<b>56.18</b>	<b>0.01</b>	<b>11.19</b>	
<b>5 - Integration of the disabled</b>							
5							
<b>Total category 5 - Integration of the disabled</b>		<b>-</b>	<b>-</b>	<b>-</b>	<b>-</b>	<b>-</b>	
<b>6 - Direct job creation</b>							
6.2	23 Community employment scheme	337.29	-	314.46	22.83	-	
<b>Total category 6 - Direct job creation</b>		<b>337.29</b>	<b>-</b>	<b>314.46</b>	<b>22.83</b>	<b>-</b>	
<b>7 - Start-up incentives</b>							
7	3 Back to work enterprise allowance (BWEA)	-	-	-	-	-	7
<b>Total category 7 - Start-up incentives</b>		<b>-</b>	<b>-</b>	<b>-</b>	<b>-</b>	<b>-</b>	
<b>8 - Out-of-work income maintenance and support</b>							
8.1	1 Unemployment benefit	423.46	423.46	-	-	-	
	2 Unemployment assistance	511.99	511.99	-	-	-	
<b>Total category 8 - Out-of-work income maintenance and support</b>		<b>935.45</b>	<b>935.45</b>	<b>-</b>	<b>-</b>	<b>-</b>	

### B.3.7 LMP expenditure by measure and by type of action: Ireland, 2002

*Euro (millions)*

 Category, measure number and name	18.1 Total	18.2 Transfers to individuals	18.3 Transfers to employers	18.4 Transfers to service providers	18.5 Not specified	Notes
<b>9 - Early retirement</b>						
9.2 12 Pre-retirement allowance	87.03	87.03	-	-	-	
<b>Total category 9 - Early retirement</b>	<b>87.03</b>	<b>87.03</b>	-	-	-	


#### Notes

- 1 Includes ESF contribution.
- 2 Prior to 2002 this measure was included as part of IRL-25 Community training.
- 3 Expenditure includes indirect costs (staff costs and overheads).
- 4 Data refer to 2001.
- 5 Prior to 2002 this measure was included as part of IRL-20 Industry training.
- 6 Prior to 2002 this measure was included as part of IRL-24 Re-integration training.
- 7 Total expenditure on Back to Work Allowances (Employees and Enterprise) is shown under IRL-3. For 2001 and before, the breakdown of allowances for the self-employed and for employees was estimated and shown separately under IRL-3 and IRL-4 respectively.




**B.3.8 LMP expenditure by measure and by type of action: Italia, 2002**

*Euro (millions)*

 Category, measure number and name		18.1	18.2	18.3	18.4	18.5	Notes
		Total	Transfers to individuals	Transfers to employers	Transfers to service providers	Not specified	
<b>0 - Public employment services (PES)</b>							
0	83	259.84	-	-	259.84	-	1
Prevention of long-term unemployment (ESF co-financed measures 2000-2006)							
<b>Total category 0 - Public employment services (PES)</b>		<b>259.84</b>	<b>-</b>	<b>-</b>	<b>259.84</b>	<b>-</b>	
<b>1 - Intensive counselling and job-search assistance</b>							
1							
<b>Total category 1 - Intensive counselling and job-search assistance</b>		<b>-</b>	<b>-</b>	<b>-</b>	<b>-</b>	<b>-</b>	
<b>2 - Training</b>							
2	82	109.98	-	-	109.98	-	1
Integration and re-integration of long-term unemployed (ESF co-financed measures 2000-2006)							
	84	83.16	-	-	83.16	-	1
Integration and re-integration of disadvantaged groups into the labour market (ESF co-financed measures 2000-2006)							
	86	118.10	-	-	118.10	-	1
Integration of unemployed women into the labour market (ESF co-financed measures 2000-2006)							
2.2	24	721.86	-	721.86	-	-	
Training & work contracts							
2.4	25	1,684.24	-	1,684.24	-	-	
Apprenticeship							
<b>Total category 2 - Training</b>		<b>2,717.34</b>	<b>-</b>	<b>2,406.11</b>	<b>311.23</b>	<b>-</b>	
<b>3 - Job rotation and job sharing</b>							
3.2	8	2.44	-	2.44	-	-	2
[Component] Solidarity contracts - Expansive solidarity contracts							
<b>Total category 3 - Job rotation and job sharing</b>		<b>2.44</b>	<b>-</b>	<b>2.44</b>	<b>-</b>	<b>-</b>	
<b>4 - Employment incentives</b>							
4.1	10	0.27	-	0.27	-	-	
Reintegration contracts							
	32	0.71	-	0.71	-	-	
Reintegration of managers in SMEs							
	35	6.25	-	6.25	-	-	
Incentives for taking on employees in CIGS							
	36	1,202.13	-	1,202.13	-	-	
Incentives for taking on long-term unemployed							
	51	1,111.74	-	1,111.74	-	-	
Total triennial relief							
	52	3.50	-	3.50	-	-	
Total annual relief							
	53	27.62	27.62	-	-	-	
Vocational integration schemes							
	54	n.s.	n.s.	n.s.	-	-	
Vocational and guidance traineeships							
	55	38.35	-	38.35	-	-	3
[Component] Subsidies for the reinsertion of ex-LSU - Labour cost subsidies							
	56	4.84	-	4.84	-	-	
Tax relief for SMEs creating jobs in Objective 1 areas							
	57	1,251.09	-	1,251.09	-	-	
Tax relief for job creation							
	59	347.14	-	347.14	-	-	
Conversion of temporary apprenticeship contracts into permanent ones							
	60	38.01	-	38.01	-	-	
Conversion of temporary training & work contracts into permanent ones							
4.2	8	n.s.	-	n.s.	-	-	2
[Component] Solidarity contracts - Defensive solidarity contracts							
	49	0.17	-	0.17	-	-	
Realignment contracts							
	61	32.10	-	32.10	-	-	
Subsidy for firms located in the Mezzogiorno							
Mixed	3	489.79	-	489.79	-	-	
Incentives for hiring those registered in mobility lists							
<b>Total category 4 - Employment incentives</b>		<b>4,553.71</b>	<b>27.62</b>	<b>4,526.09</b>	<b>-</b>	<b>-</b>	
<b>5 - Integration of the disabled</b>							
5.1	67	46.23	-	46.23	-	-	
Exemption from social contributions for disadvantaged workers in social co-operatives							
<b>Total category 5 - Integration of the disabled</b>		<b>46.23</b>	<b>-</b>	<b>46.23</b>	<b>-</b>	<b>-</b>	
<b>6 - Direct job creation</b>							
6.2	11	450.21	450.21	-	-	-	
Socially useful work (LSU)							
<b>Total category 6 - Direct job creation</b>		<b>450.21</b>	<b>450.21</b>	<b>-</b>	<b>-</b>	<b>-</b>	

### B.3.8 LMP expenditure by measure and by type of action: Italia, 2002

Euro (millions)


 Category, measure number and name		18.1	18.2	18.3	18.4	18.5	Notes
		Total	Transfers to individuals	Transfers to employers	Transfers to service providers	Not specified	
<b>7 - Start-up incentives</b>							
7	19 Loans for one-person businesses	-	-	-	-	-	
	55 [Component] Subsidies for the reinsertion of ex-LSU - Self-employed	n.s.	-	n.s.	-	-	3
	65 Relief for workers under 32 starting their own business	246.48	246.48	-	-	-	
	85 Development of entrepreneurship (ESF co-financed measures 2000-2006)	-	-	-	-	-	1
	87 Support of integration into regular labour market (ESF co-financed measures 2000-2006)	79.94	-	-	79.94	-	1
<b>Total category 7 - Start-up incentives</b>		<b>326.42</b>	<b>246.48</b>	<b>-</b>	<b>79.94</b>	<b>-</b>	
<b>8 - Out-of-work income maintenance and support</b>							
8.1	71 Mobility allowance	1,510.35	1,510.35	-	-	-	
	72 Ordinary unemployment benefit (outside agriculture)	1,378.48	1,378.48	-	-	-	4
	73 Ordinary unemployment benefit with reduced requirements (outside agriculture)	500.52	500.52	-	-	-	
	74 Ordinary unemployment benefit in the agricultural sector	520.60	520.60	-	-	-	
	75 Special unemployment benefit in the agricultural sector (66%)	642.65	642.65	-	-	-	
	76 Special unemployment benefit in the agricultural sector (40%)	20.24	20.24	-	-	-	
	77 Unemployment benefit with reduced requirements in the agricultural sector	170.85	170.85	-	-	-	
	88 Special unemployment benefit in the construction sector	-	-	-	-	-	
3a	Ordinary unemployment benefit in the construction sector	1,372.59	1,372.59	-	-	-	4
8.2	80 Ordinary Wage Compensation Fund	525.72	525.72	-	-	-	
	81 Extraordinary Wage Compensation Fund	400.28	400.28	-	-	-	
<b>Total category 8 - Out-of-work income maintenance and support</b>		<b>7,042.28</b>	<b>7,042.28</b>	<b>-</b>	<b>-</b>	<b>-</b>	
<b>9 - Early retirement</b>							
9.2	16 Early retirement	1,244.20	1,244.20	-	-	-	
<b>Total category 9 - Early retirement</b>		<b>1,244.20</b>	<b>1,244.20</b>	<b>-</b>	<b>-</b>	<b>-</b>	

#### Notes

- 1 Includes ESF contribution.
- 2 Periodic cash payments to individuals paid to participants in measure I-8 are counted under measures I-80 and I-81.
- 3 Mixed measure. Subsidies for self-employed (category 7) assumed to be small compared to those for employees (category 4) so all expenditure is allocated to category 4.
- 4 Expenditure on ordinary unemployment benefits in the construction sector (I-88) are included under the total expenditure on ordinary benefits (I-71).


### B.3.9 LMP expenditure by measure and by type of action: Luxembourg, 2002

Euro (millions)

 Category, measure number and name		18.1 Total	18.2 Transfers to individuals	18.3 Transfers to employers	18.4 Transfers to service providers	18.5 Not specified	Notes
<b>0 - Public employment services (PES)</b>							
0							
<b>Total category 0 - Public employment services (PES)</b>		-	-	-	-	-	
<b>1 - Intensive counselling and job-search assistance</b>							
1							
<b>Total category 1 - Intensive counselling and job-search assistance</b>		-	-	-	-	-	
<b>2 - Training</b>							
2							
26 Training course for vocational reinsertion		1.52	1.52	-	-	-	
2.1							
11 Training for entering or re-entering the labour market		:	:	:	:	:	
12 Vocational retraining (workers)		:	:	:	:	:	
2.2							
24 Temporary auxiliary contract		14.80	-	14.80	-	-	
25 Training course of insertion in enterprise		3.45	3.45	-	-	-	
2.4							
29 Apprenticeship for adults		0.64	-	0.64	-	-	1
<b>Total category 2 - Training</b>		:	:	:	:	:	
<b>3 - Job rotation and job sharing</b>							
3							
<b>Total category 3 - Job rotation and job sharing</b>		-	-	-	-	-	
<b>4 - Employment incentives</b>							
4							
3 Aid to re-enter the labour market		8.65	8.65	-	-	-	
4.1							
6 Aid for employing long-term and older unemployed		1.61	-	1.61	-	-	
7 Mobility allowance		0.10	0.10	-	-	-	
9 Income tax reduction for employing unemployed people		0.10*	-	0.10*	-	-	
<b>Total category 4 - Employment incentives</b>		<b>10.46*</b>	<b>8.76</b>	<b>1.71*</b>	-	-	
<b>5 - Integration of the disabled</b>							
5.1							
21 Measures of professional (re)integration of disabled workers		4.06	:	:	:	4.06	
22 Adaptation of the workplace for disabled workers		0.01	:	:	:	0.01	
23 Reimbursement of supplementary leave for disabled workers		0.39	-	0.39	-	-	
27 Creation of positions for the disabled		1.28	1.28	-	-	-	
5.3							
20 Vocational training and retraining measures for disabled workers		0.03	:	:	:	0.03	
<b>Total category 5 - Integration of the disabled</b>		<b>5.76</b>	<b>1.28</b>	<b>0.39</b>	-	<b>4.09</b>	
<b>6 - Direct job creation</b>							
6.1							
13 Subsidies for the creation of jobs of socio-economic value		-	-	-	-	-	2
6.2							
2 Extraordinary works of general interest		3.62	-	3.62	-	-	
10 Socially useful works		0.34	0.34	-	-	-	
28 Pool of assistants		2.99	2.99	-	-	-	
<b>Total category 6 - Direct job creation</b>		<b>6.95</b>	<b>3.32</b>	<b>3.62</b>	-	-	
<b>7 - Start-up incentives</b>							
7							
14 Subsidies for the creation of businesses by the unemployed		0.06	0.06	-	-	-	
<b>Total category 7 - Start-up incentives</b>		<b>0.06</b>	<b>0.06</b>	-	-	-	
<b>8 - Out-of-work income maintenance and support</b>							
8.1							
5 Unemployment compensation		60.24	60.24	-	-	-	
8.2							
1 Partial unemployment benefit		0.50	-	0.50	-	-	
4 Compensation for unemployment due to technical reasons or bad weather in the building sector		3.48	-	3.48	-	-	
8.5							
8 Debt guarantee in case of employer closing down		6.58	6.58	-	-	-	
<b>Total category 8 - Out-of-work income maintenance and support</b>		<b>70.81</b>	<b>66.82</b>	<b>3.98</b>	-	-	

### B.3.9 LMP expenditure by measure and by type of action: Luxembourg, 2002

*Euro (millions)*


 Category, measure number and name	18.1 Total	18.2 Transfers to individuals	18.3 Transfers to employers	18.4 Transfers to service providers	18.5 Not specified	Notes
<b>9 - Early retirement</b>						
9.1 19 Early retirement	49.50	49.50	-	-	-	
<b>Total category 9 - Early retirement</b>	<b>49.50</b>	<b>49.50</b>	-	-	-	

Notes

- 1 Expenditure reported here correspond only to jobseekers registered at ADEM (the budget of the Education Ministry is not included here).
- 2 Measure not applied in 2002.


**B.3.10 LMP expenditure by measure and by type of action: Nederland, 2002**

*Euro (millions)*

 Category, measure number and name		18.1	18.2	18.3	18.4	18.5	Notes
		Total	Transfers to individuals	Transfers to employers	Transfers to service providers	Not specified	
<b>0 - Public employment services (PES)</b>							
0	39 CWI - Centers for Work and Income	435.61	-	-	435.61	-	
<b>Total category 0 - Public employment services (PES)</b>		<b>435.61</b>	-	-	<b>435.61</b>	-	
<b>1 - Intensive counselling and job-search assistance</b>							
1							
<b>Total category 1 - Intensive counselling and job-search assistance</b>		-	-	-	-	-	
<b>2 - Training</b>							
2	38 [Component] WIW - Jobseekers employment act - Activation & training	418.00	-	-	418.00	-	
	40 SVWW - Stimulation of fulfilling vacancies by unemployed and employed at risk	14.21	:	:	:	14.21	
2.4	1 [Component] WVA - Act on reduction of employers tax and social security contributions - VO	198.00	-	198.00	-	-	
<b>Total category 2 - Training</b>		<b>630.21</b>	-	<b>198.00</b>	<b>418.00</b>	<b>14.21</b>	
<b>3 - Job rotation and job sharing</b>							
3.1	37 Career break	0.15	0.15	-	-	-	
<b>Total category 3 - Job rotation and job sharing</b>		<b>0.15</b>	<b>0.15</b>	-	-	-	
<b>4 - Employment incentives</b>							
4.1	1 [Component] WVA - Act on reduction of employers tax and social security contributions - VLW	171.00	-	171.00	-	-	
	14 RSP - Regulation on employment in domestic services	6.65	-	6.65	-	-	
	38 [Component] WIW - Jobseekers employment act - Work experience contracts	23.40	-	23.40	-	-	
<b>Total category 4 - Employment incentives</b>		<b>201.05</b>	-	<b>201.05</b>	-	-	
<b>5 - Integration of the disabled</b>							
5.2	6 WSW - Sheltered employment act	2,075.69	:	:	:	2,075.69	
<b>Total category 5 - Integration of the disabled</b>		<b>2,075.69</b>	-	-	-	<b>2,075.69</b>	
<b>6 - Direct job creation</b>							
6	3 Regulation on I/D-jobs for long-term unemployed (former WI1/EWLW)	979.39	-	979.39	-	-	
6.1	38 [Component] WIW - Jobseekers employment act - Employment contracts & outplacement	266.90	266.90	-	-	-	
<b>Total category 6 - Direct job creation</b>		<b>1,246.29</b>	<b>266.90</b>	<b>979.39</b>	-	-	
<b>7 - Start-up incentives</b>							
7							
<b>Total category 7 - Start-up incentives</b>		-	-	-	-	-	
<b>8 - Out-of-work income maintenance and support</b>							
8.1	31 WW - Unemployment insurance	3,026.00	3,026.00	-	-	-	
	32 TW - Supplementary benefits	306.80	306.80	-	-	-	
	33 Abw - National assistance benefit (IOAW and IOAZ included)	4,298.68	4,298.68	-	-	-	1
	34 IOAW - Income provisions for older or partially disabled, formerly unemployed persons	-	-	-	-	-	1
	35 IOAZ - Income provisions for older or partially disabled, formerly self-employed persons	-	-	-	-	-	1
<b>Total category 8 - Out-of-work income maintenance and support</b>		<b>7,631.49</b>	<b>7,631.49</b>	-	-	-	

**B.3.10 LMP expenditure by measure and by type of action: Nederland, 2002**


*Euro (millions)*

 Category, measure number and name	18.1 Total	18.2 Transfers to individuals	18.3 Transfers to employers	18.4 Transfers to service providers	18.5 Not specified	Notes
9 - Early retirement 9						
<b>Total category 9 - Early retirement</b>	-	-	-	-	-	-

Notes


1 Expenditure of measures NL-34 IOAW and NL-35 IOAZ is included under NL-33 ABW

**B.3.11 LMP expenditure by measure and by type of action: Österreich, 2002**
*Euro (millions)*

 Category, measure number and name		18.1	18.2	18.3	18.4	18.5	Notes
		Total	Transfers to individuals	Transfers to employers	Transfers to service providers	Not specified	
<b>0 - Public employment services (PES)</b>							
0	24 Counselling and support of employment seekers & services to enterprises (AMS)	278.87	-	-	278.87	-	1
<b>Total category 0 - Public employment services (PES)</b>		<b>278.87</b>	<b>-</b>	<b>-</b>	<b>278.87</b>	<b>-</b>	
<b>1 - Intensive counselling and job-search assistance</b>							
1	16 External labour market consultation and support	30.22	-	-	30.22	-	1
	28 Interview allowance	0.42	0.42	-	-	-	
<b>Total category 1 - Intensive counselling and job-search assistance</b>		<b>30.65</b>	<b>0.42</b>	<b>-</b>	<b>30.22</b>	<b>-</b>	
<b>2 - Training</b>							
2	18 [Component] Employment foundations - Training and guidance	45.36	41.36	-	4.00	-	2,3,4
	45 Community initiative EMPLOYMENT	0.08	-	n.s.	0.08	-	1
	46 Community initiative ADAPT	0.02	-	n.s.	0.02	-	1
2.1	7 Promotion of occupational mobility - course cost and course related cost	34.88	34.88	-	-	-	
	8 Promotion of occupational mobility - living allowance	229.44	229.44	-	-	-	4
	9 Unemployment benefit (ALG) for training after parental leave	0.24	0.24	-	-	-	4
	12 Support for training in institutions	159.33	-	-	159.33	-	1
	25 [Component] Further training allowance - Institutional training	6.01	6.01	-	-	-	3,4,5
2.2	13 Support for training in enterprises	28.73	-	28.73	-	-	1
2.4	11 Promotion of apprenticeship training and vocational training	14.64	-	14.64	-	-	1
	31 JASG apprenticeship foundations	4.75	n.s.	-	4.75	-	
	32 JASG training courses	16.29	12.62	-	3.67	-	
<b>Total category 2 - Training</b>		<b>539.77</b>	<b>324.55</b>	<b>43.37</b>	<b>171.85</b>	<b>-</b>	
<b>3 - Job rotation and job sharing</b>							
3.1	25 [Component] Further training allowance - Job rotation	n.s.	n.s.	-	-	-	3,4,5
	26 Solidarity subsidy (SOL)	0.16	n.s.	0.15	-	-	
<b>Total category 3 - Job rotation and job sharing</b>		<b>0.16</b>	<b>n.s.</b>	<b>0.15</b>	<b>-</b>	<b>-</b>	
<b>4 - Employment incentives</b>							
4.1	5 Promotion of regional mobility and entry into employment - travel allowance	1.54	1.54	-	-	-	
	6 Promotion of regional mobility and entry into employment - childcare allowance	7.69	7.69	-	-	-	
	15 Integration subsidy (BEB, BESEB, EB)	84.43	-	84.43	-	-	1
4.2	19 Promotion of investment and restructuring	13.13	-	12.87	0.26	-	
	30 Bonus part of the incentive-disincentive system for elderly workers	21.35	-	21.35	-	-	
<b>Total category 4 - Employment incentives</b>		<b>128.15</b>	<b>9.23</b>	<b>118.66</b>	<b>0.26</b>	<b>-</b>	
<b>5 - Integration of the disabled</b>							
5.1	34 Work adjustment backup system and job assistance for the disabled	19.79	-	-	19.79	-	1
	37 Support for employment of the disabled through the BSBs	50.38	:	:	-	50.38	1
5.2	43 Subsidies for contracted out work (BSB)	11.21	-	11.21	-	-	
	44 Integration enterprises (BSB)	19.16	-	19.16	-	-	
5.3	35 Vocational training for the disabled	52.61	:	:	-	52.61	1
<b>Total category 5 - Integration of the disabled</b>		<b>153.16</b>	<b>-</b>	<b>30.37</b>	<b>19.79</b>	<b>103.00</b>	
<b>6 - Direct job creation</b>							
6.1	27 Childcare institutions	4.07	-	4.07	-	-	
6.2	14 Socio-economic enterprises (SÖB) and non-profit employment projects (GBP)	84.64	-	84.64	-	-	1
	29 Support for integration in the non-profit sector (GEB)	0.37	-	0.37	-	-	
<b>Total category 6 - Direct job creation</b>		<b>89.08</b>	<b>-</b>	<b>89.08</b>	<b>-</b>	<b>-</b>	

### B.3.11 LMP expenditure by measure and by type of action: Österreich, 2002

Euro (millions)

 Category, measure number and name							Notes
		18.1 Total	18.2 Transfers to individuals	18.3 Transfers to employers	18.4 Transfers to service providers	18.5 Not specified	
<b>7 - Start-up incentives</b>							
7	17 Business start-up programme (GB)	8.07	8.07	-	-	-	
	18 [Component] Employment foundations - Support for business start-ups	n.s.	n.s.	-	n.s.	-	2,3,4
<b>Total category 7 - Start-up incentives</b>		<b>8.07</b>	<b>8.07</b>	<b>-</b>	<b>-</b>	<b>-</b>	
<b>8 - Out-of-work income maintenance and support</b>							
8.1	1 Unemployment benefit	1,366.42	1,366.42	-	-	-	4
	2 Unemployment assistance	701.40	701.40	-	-	-	4
	36 Special unemployment assistance	20.88	20.88	-	-	-	
8.2	20 Short-time working allowance	6.64	-	6.64	-	-	
	21 Bad weather compensation	40.48	-	40.48	-	-	
8.5	33 Insolvency-bankruptcy compensation	283.30	283.30	-	-	-	
<b>Total category 8 - Out-of-work income maintenance and support</b>		<b>2,419.11</b>	<b>2,371.99</b>	<b>47.12</b>	<b>-</b>	<b>-</b>	
<b>9 - Early retirement</b>							
9.2	3 Transfer benefits to facilitate transition into retirement - Special support (SUG)	52.62	52.55	-	0.07	-	4
	4 Benefits to facilitate transition into retirement - Pension advances	53.91	53.91	-	-	-	4
	49 Part-time pay/support for older workers	230.39	-	230.39	-	-	
<b>Total category 9 - Early retirement</b>		<b>336.92</b>	<b>106.46</b>	<b>230.39</b>	<b>0.07</b>	<b>-</b>	


#### Notes

- 1 Includes ESF contribution.
- 2 Mixed measure (categories 2 and 7).
- 3 All expenditure is allocated to training, which is the most important component.
- 4 Includes social contributions credited on behalf of beneficiaries.
- 5 Mixed measure (categories 2 and 3).




### B.3.12 LMP expenditure by measure and by type of action: Portugal, 2002

Euro (millions)

 Category, measure number and name		18.1	18.2	18.3	18.4	18.5	Notes
		Total	Transfers to individuals	Transfers to employers	Transfers to service providers	Not specified	
<b>0 - Public employment services (PES)</b>							
0	95 Administration and public employment service	173.42	-	-	173.42	-	
<b>Total category 0 - Public employment services (PES)</b>		<b>173.42</b>	<b>-</b>	<b>-</b>	<b>173.42</b>	<b>-</b>	
<b>1 - Intensive counselling and job-search assistance</b>							
1							
<b>Total category 1 - Intensive counselling and job-search assistance</b>		<b>-</b>	<b>-</b>	<b>-</b>	<b>-</b>	<b>-</b>	
<b>2 - Training</b>							
2	96 [Component] Integration enterprises -	7.27*	-	7.27*	-	-	1,2
	99 PROFIJ - Training programme for the integration of youngsters (Azores)	1.27	-	-	1.27	-	2
2.1	14 Training grants for workers	0.47	0.47	-	-	-	2
	63 Initial training (excluding apprenticeship)	22.67	:	:	:	22.67	2
	64 Training for unemployed	65.04	:	:	:	65.04	2
	67 Special training for disadvantaged groups	21.37	:	:	:	21.37	2,3
	103 Intervention for vocational training and employment	0.89	-	-	0.89	-	
	115 Vocational training for young and adults	10.09	:	:	:	10.09	
2.2	21 [Component] Promotion of vocational training and employment to conserve the cultural heritage -	0.67	0.67	-	-	-	2,4
	22 Practical vocational training	33.11	0.78	0.14	0.01	32.18	2
	98 Placement programme (Azores)	0.78	0.78	-	-	-	2
	105 Practical vocational training aiming at socio-professional integration	1.25	:	:	:	1.25	
2.3	9 Training/employment schemes for young people, specialists, managers and adults	0.16	0.16	-	-	-	2,4
	20 Vocational training workshops programme	11.53	:	:	:	11.53	
	112 Youth training and employment (Madeira)	0.16	0.12	0.04	0.00	0.00	2
	113 Adult training and employment (Madeira)	0.17	0.12	0.04	0.00	-	2
2.4	7 Apprenticeship training for young people	55.60	52.22	0.07	3.30	-	2,5
<b>Total category 2 - Training</b>		<b>232.52*</b>	<b>55.33</b>	<b>7.57*</b>	<b>5.49</b>	<b>164.14</b>	
<b>3 - Job rotation and job sharing</b>							
3.1	116 Employment-training rotation program	0.05	-	0.05	-	-	
<b>Total category 3 - Job rotation and job sharing</b>		<b>0.05</b>	<b>-</b>	<b>0.05</b>	<b>-</b>	<b>-</b>	
<b>4 - Employment incentives</b>							
4	96 [Component] Integration enterprises -	7.27*	-	7.27*	-	-	1,2
	101 Incentives for geographical mobility	-	-	-	-	-	6
	117 PREAMP - Regional employment plan in the metropolitan area of Porto	0.22	:	:	:	0.22	6,7
	122 Social employment market (Azores)	0.03	-	0.03	-	-	2
4.1	23 Subsidies for permanent employment contracts	8.81	-	8.81	-	-	2
	24 Local employment initiatives - ILE	14.36	14.36	-	-	-	2
	29 Job creation for young people through exemptions from compulsory social security contributions	172.57*	-	172.57*	-	-	2
	37 Exemption from social security contributions to promote recruitment of long-term unemployed	10.89*	-	10.89*	-	-	2
	62 Salary compensation	8.97	8.97	-	-	-	
	80 Local employment initiatives -ILE (Madeira)	0.33	-	0.33	-	-	2
	106 Premium for socio-vocational integration	0.18	-	0.18	-	-	
	107 Employment incentive	2.36	:	:	:	2.36	
	118 PREA - Regional employment plan in Alentejo	4.08	:	:	:	4.08	6,7
Mixed	87 Employment incentives (Azores)	-	-	-	-	-	6
<b>Total category 4 - Employment incentives</b>		<b>230.07</b>	<b>23.33</b>	<b>200.09</b>	<b>-</b>	<b>6.65</b>	


**B.3.12 LMP expenditure by measure and by type of action: Portugal, 2002**

*Euro (millions)*

 Category, measure number and name		18.1	18.2	18.3	18.4	18.5	Notes
		Total	Transfers to individuals	Transfers to employers	Transfers to service providers	Not specified	
<b>5 - Integration of the disabled</b>							
5.1	31 Reduction of social security contributions to facilitate vocational integration of disabled persons	2.27*	-	2.27*	-	-	
	68 Promotion of socio-professional integration of disabled	3.01	-	3.01*	-	-	2
	69 Self-employment for disabled	0.44	0.44	-	-	-	2,8
	91 Support for the social and vocational integration of disabled - wage cost subsidies (Azores)	0.01	-	0.01	-	-	2,4
	92 Self-employment for the disabled (Azores)	-	-	-	-	-	2,6
5.2	33 Sheltered employment	1.65	:	:	:	1.65	
5.3	34 Vocational preparation schemes for disabled persons	51.26	-	-	51.26	-	2
	84 Regional centre for professional training of disabled (Madeira)	0.39	0.28	-	0.11	-	2
<b>Total category 5 - Integration of the disabled</b>		<b>59.04</b>	<b>0.72</b>	<b>5.29</b>	<b>51.37</b>	<b>1.65</b>	
<b>6 - Direct job creation</b>							
6.1	97 INTEGRA - Programme for adult integration (Azores)	0.08	-	0.08	-	-	2
6.2	3 Employment scheme for persons in receipt of unemployment benefits	11.04	11.04	-	-	-	2
	4 Employment scheme for unemployed persons in need	22.48	22.48	-	-	-	2
	86 Programme for temporary placement of those receiving unemployment benefit (Azores)	0.06	-	0.06	-	-	2
	89 Social programme for occupation of temporarily unemployed (Azores)	-	-	-	-	-	6
	110 Occupational program for adult unemployed (Madeira)	0.54	0.44	0.09	0.00	-	2
	111 Youth work experience (Madeira)	0.26	0.22	0.04	0.00	-	2
	114 Social employment scheme for the unemployed - PROSA (Azores)	1.67	1.67	-	-	-	
	119 Insertion-Employment program	16.15	:	:	:	16.15	
<b>Total category 6 - Direct job creation</b>		<b>52.28</b>	<b>35.85</b>	<b>0.27</b>	<b>0.01</b>	<b>16.15</b>	
<b>7 - Start-up incentives</b>							
7	21 [Component] Promotion of vocational training and employment to conserve the cultural heritage -	n.s.	n.s.	-	-	-	2,4
	25 Subsidies for creation of self-employed	4.87	4.87	-	-	-	2
	26 Support for entry into self-employment	0.07	0.07	-	-	-	2,4
	90 Local initiatives for job creation (Azores)	0.02	-	0.02	-	-	2,4
	108 Incentives for self-employment	0.02	0.02	-	-	-	
<b>Total category 7 - Start-up incentives</b>		<b>4.98</b>	<b>4.96</b>	<b>0.02</b>	<b>-</b>	<b>-</b>	
<b>8 - Out-of-work income maintenance and support</b>							
8.1	75 Unemployment subsidy	804.92	804.92	-	-	-	
	76 Unemployment assistance	279.68	279.68	-	-	-	
8.2	1 Short-time working or temporary suspension of employment	1.14	1.14	-	-	-	
8.3	104 Partial unemployment benefit	0.03*	0.03*	-	-	-	9
8.5	61 Payment of backdated earnings from bankrupt or insolvent firms	10.30	10.30	-	-	-	
<b>Total category 8 - Out-of-work income maintenance and support</b>		<b>1,096.06*</b>	<b>1,096.06*</b>	<b>-</b>	<b>-</b>	<b>-</b>	

### B.3.12 LMP expenditure by measure and by type of action: Portugal, 2002


*Euro (millions)*

 Category, measure number and name		18.1	18.2	18.3	18.4	18.5	Notes
		Total	Transfers to individuals	Transfers to employers	Transfers to service providers	Not specified	
<b>9 - Early retirement</b>							
9.2	41 Early retirement for the elderly unemployed	461.62	461.62	-	-	-	10
	44 Early retirement agreements between workers and employers	-	-	-	-	-	10
<b>Total category 9 - Early retirement</b>		<b>461.62</b>	<b>461.62</b>	<b>-</b>	<b>-</b>	<b>-</b>	

#### Notes


- 1 Mixed measure (categories 2 and 4) where the breakdown of expenditure between components is not known. The total expenditure is shown here split equally between the two categories.
- 2 Includes ESF contribution.
- 3 Data not comparable with that reported in 2001 because the expenditure of IGFSE (89% of current total) was missing.
- 4 Measure coming to an end.
- 5 Data not comparable with previous years. Figures refer only to participants without compulsory schooling - decision of the LMP Task Force on apprenticeship, 2003.
- 6 Measure not applied in 2002.
- 7 The expenditure reported refers to costs deferred from previous year.
- 8 Measure not applied in Madeira in 2002.
- 9 Data refer to 2001.
- 10 Expenditure of measure P-44 is included in P-41.

**B.3.13 LMP expenditure by measure and by type of action: Suomi/Finland, 2002**
*Euro (millions)*

 Category, measure number and name		18.1	18.2	18.3	18.4	18.5	Notes
		Total	Transfers to individuals	Transfers to employers	Transfers to service providers	Not specified	
<b>0 - Public employment services (PES)</b>							
0	5 Mobility allowance	2.01	2.01	-	-	-	
	18 Placement services	159.45	-	-	159.45	-	1
	21 Training and vocational information services	6.01	-	-	6.01	-	2
<b>Total category 0 - Public employment services (PES)</b>		<b>167.48</b>	<b>2.01</b>	<b>-</b>	<b>165.46</b>	<b>-</b>	
<b>1 - Intensive counselling and job-search assistance</b>							
1	20 Vocational guidance	9.63	-	-	9.63	-	2
<b>Total category 1 - Intensive counselling and job-search assistance</b>		<b>9.63</b>	<b>-</b>	<b>-</b>	<b>9.63</b>	<b>-</b>	
<b>2 - Training</b>							
2.1	6 Labour market training	378.22	258.27	-	119.95	-	3
	17 Support for self-motivated training for unemployed persons	12.05	12.05	-	-	-	
	24 The adult training supplement of the training and redundancy fund	3.04	3.04	-	-	-	
2.2	12 Employment subsidy for coaching for working life	6.76	6.76	-	-	-	3
	15 Trainee work/coaching for working life with labour market support	57.97	57.97	-	-	-	3
2.4	7 Apprenticeship for the unemployed	19.05	-	19.05	-	-	3,4
<b>Total category 2 - Training</b>		<b>477.09</b>	<b>338.09</b>	<b>19.05</b>	<b>119.95</b>	<b>-</b>	
<b>3 - Job rotation and job sharing</b>							
3.1	16 Job rotation	55.86	55.86	-	-	-	5
3.2	13 Part-time pay supplement	14.65	14.65	-	-	-	3
<b>Total category 3 - Job rotation and job sharing</b>		<b>70.51</b>	<b>70.51</b>	<b>-</b>	<b>-</b>	<b>-</b>	
<b>4 - Employment incentives</b>							
4.1	10 Employment subsidy, private companies	19.58	-	19.58	-	-	3
	35 Combined subsidy	132.42	-	132.42	-	-	3
<b>Total category 4 - Employment incentives</b>		<b>152.00</b>	<b>-</b>	<b>152.00</b>	<b>-</b>	<b>-</b>	
<b>5 - Integration of the disabled</b>							
5.2	34 Employment supporting activity of the municipalities	29.99*	-	29.99*	-	-	3,6
5.3	22 Vocational rehabilitation	11.34	5.47	-	5.87	-	7
	25 Rehabilitation activities of the social insurance institution	52.28	21.52	-	30.76	-	7
	26 Rehabilitation activities of the employment pension scheme	27.14	23.06	-	4.08	-	7
	27 Rehabilitation activities of the accident and traffic insurance	28.00*	23.79*	-	4.21*	-	7
<b>Total category 5 - Integration of the disabled</b>		<b>148.74*</b>	<b>73.84*</b>	<b>29.99*</b>	<b>44.91*</b>	<b>-</b>	
<b>6 - Direct job creation</b>							
6.2	8 Temporary government employment	52.27	-	52.27	-	-	3
	9 Employment subsidy, municipalities	87.18	-	87.18	-	-	3
	36 Rehabilitative work experience	5.81	4.27	-	1.55	-	
<b>Total category 6 - Direct job creation</b>		<b>145.26</b>	<b>4.27</b>	<b>139.45</b>	<b>1.55</b>	<b>-</b>	
<b>7 - Start-up incentives</b>							
7	11 Start-up grant	14.72	14.72	-	-	-	3
<b>Total category 7 - Start-up incentives</b>		<b>14.72</b>	<b>14.72</b>	<b>-</b>	<b>-</b>	<b>-</b>	

### B.3.13 LMP expenditure by measure and by type of action: Suomi/Finland, 2002

Euro (millions)


 Category, measure number and name		18.1	18.2	18.3	18.4	18.5	Notes
		Total	Transfers to individuals	Transfers to employers	Transfers to service providers	Not specified	
<b>8 - Out-of-work income maintenance and support</b>							
8.1	1 Earnings-related unemployment allowance	1,239.76	1,239.76	-	-	-	
	2 Basic unemployment allowance	87.44	87.44	-	-	-	
	4 Labour market support (passive component)	750.73	750.73	-	-	-	8
8.2	30 Earnings related adjusted unemployment allowance as partial unemployment benefit	3.83	3.83	-	-	-	
	32 Adjusted basic unemployment allowance or labour market support as partial unemployment benefit	0.04	0.04	-	-	-	
8.3	31 Earnings related adjusted unemployment allowance as part-time unemployment benefit	110.82	110.82	-	-	-	
	33 Adjusted basic unemployment allowance or labour market support as part-time unemployment benefit	49.64	49.64	-	-	-	
8.4	23 Redundancy payment	14.10	14.10	-	-	-	
8.5	28 Pay security	21.70	21.70	-	-	-	9
<b>Total category 8 - Out-of-work income maintenance and support</b>		<b>2,278.06</b>	<b>2,278.06</b>	-	-	-	
<b>9 - Early retirement</b>							
9.2	3 Unemployment pension	742.10	742.10	-	-	-	
<b>Total category 9 - Early retirement</b>		<b>742.10</b>	<b>742.10</b>	-	-	-	

#### Notes

- 1 Operational costs of the PES minus those of Training and vocational information services (FIN-21) and Vocational guidance (FIN-20)
- 2 Share of operational costs of the PES based on monitoring of staff time-use.
- 3 Includes ESF contribution.
- 4 Expenditure includes only subsidies paid by the Ministry of Labour to facilitate the recruitment of unemployed persons as apprentices.
- 5 Expenditure refers to persons on leave and includes both income support (70% of unemployment benefit entitlement) and training supplements where appropriate.
- 6 Data represent an estimate of public funding for sheltered workshops. Income from business activity, which accounts for more than half of revenue, is excluded.
- 7 Expenditure includes rehabilitation allowances and the costs of different rehabilitation activities.
- 8 Passive (income support) payments only. Labour market support payments made to persons in active measures are shown under the appropriate measure.
- 9 Net public expenditure (disbursements minus repayments to the state).


### B.3.14 LMP expenditure by measure and by type of action: Sverige, 2002

Euro (millions)

 Category, measure number and name		18.1	18.2	18.3	18.4	18.5	Notes
		Total	Transfers to individuals	Transfers to employers	Transfers to service providers	Not specified	
<b>0 - Public employment services (PES)</b>							
0	19 Placement service	:	:	:	:	:	
	20 Vocational guidance service	:	:	:	:	:	
	42 Activity Guarantee	28.16	-	-	28.16	-	
<b>Total category 0 - Public employment services (PES)</b>		:	:	:	:	:	
<b>1 - Intensive counselling and job-search assistance</b>							
1							
<b>Total category 1 - Intensive counselling and job-search assistance</b>		-	-	-	-	-	
<b>2 - Training</b>							
2	14 Employability rehabilitation programme	79.14	69.10	-	10.04	-	1
	43 Activities within counselling, guidance and placement services	305.42	305.42	-	-	-	
	47 Projects with Employment Policy Orientation	26.09	10.37	15.72	-	-	
2.1	6 Computer/activity centres	90.27	63.53	-	26.74	-	
	11 On-the-job training	4.15	-	4.15	-	-	2
	22 Study allowance for the unemployed (SVUXA)	33.29	33.29	-	-	-	
	39 Adult education initiative	302.80	-	-	302.80	-	
	41 [Component] Special training grant (UBS) - Unemployed	196.92	196.92	-	-	-	
	49 Preparatory Training Courses	276.39	185.79	-	90.60	-	
	50 Employment Training	358.47	172.69	-	185.79	-	
2.2	3 International practice scholarship	3.38	3.06	-	0.33	-	
<b>Total category 2 - Training</b>		<b>1,676.33</b>	<b>1,040.16</b>	<b>19.87</b>	<b>616.30</b>	-	
<b>3 - Job rotation and job sharing</b>							
3.1	41 [Component] Special training grant (UBS) - Employees with replacement	12.77	12.77	-	-	-	
	53 Career Break	14.95	14.95	-	-	-	
<b>Total category 3 - Job rotation and job sharing</b>		<b>27.73</b>	<b>27.73</b>	-	-	-	
<b>4 - Employment incentives</b>							
4.1	7 Municipal youth programme	13.32	-	-	13.32	-	
	15 Mobility allowance	18.01	18.01	-	-	-	3
	31 Youth guarantee	49.45	26.85	-	22.60	-	
	35 Work Experience	279.88	264.60	-	15.28	-	
	36 General recruitment incentive	25.65	-	25.65	-	-	
	37 Extended recruitment incentive (for persons enrolled with the PES for 2 years)	62.87	-	62.87	-	-	
	44 Special recruitment incentive	23.25	-	23.25	-	-	
	45 Extended recruitment incentive (for persons enrolled with the PES for 4 years)	44.10	-	44.10	-	-	
<b>Total category 4 - Employment incentives</b>		<b>516.53</b>	<b>309.46</b>	<b>155.88</b>	<b>51.19</b>	-	
<b>5 - Integration of the disabled</b>							
5.1	12 Wage subsidies	645.45	-	645.45	-	-	
	40 Workplace adjustment grants	16.81	2.84	13.97	-	-	
	46 Dormant disability pension	n.s.	n.s.	-	-	-	
5.2	13 Public sheltered employment (OSA)	81.32	-	81.32	-	-	
	21 Samhall	465.23	-	465.23	-	-	
<b>Total category 5 - Integration of the disabled</b>		<b>1,208.81</b>	<b>2.84</b>	<b>1,205.97</b>	-	-	
<b>6 - Direct job creation</b>							
6							
<b>Total category 6 - Direct job creation</b>		-	-	-	-	-	
<b>7 - Start-up incentives</b>							
7	9 Start-up grants	112.87	109.38	-	3.49	-	
<b>Total category 7 - Start-up incentives</b>		<b>112.87</b>	<b>109.38</b>	-	<b>3.49</b>	-	

### B.3.14 LMP expenditure by measure and by type of action: Sverige, 2002


*Euro (millions)*

 Category, measure number and name		18.1	18.2	18.3	18.4	18.5	Notes
		Total	Transfers to individuals	Transfers to employers	Transfers to service providers	Not specified	
<b>8 - Out-of-work income maintenance and support</b>							
8.1	16 [Component] Unemployment insurance and Basic insurance - Full-time unemployed	1,726.11	1,726.11	-	-	-	
8.3	16 [Component] Unemployment insurance and Basic insurance - Part-time unemployed	739.76	739.76	-	-	-	
8.5	30 Wage guarantee	186.66	186.66	-	-	-	
<b>Total category 8 - Out-of-work income maintenance and support</b>		<b>2,652.53</b>	<b>2,652.53</b>	-	-	-	
<b>9 - Early retirement</b>							
9.2	29 Occasional resignation compensation	30.24	30.24	-	-	-	
<b>Total category 9 - Early retirement</b>		<b>30.24</b>	<b>30.24</b>	-	-	-	

Notes

- 1 From 2002 this measure includes the Supported employment programme (SIUS), which was previously reported separately as measure S-38.
- 2 Expenditure concerns only training for employed persons at risk of losing their job.
- 3 Expenditure includes some payments for travelling to interview, which are normally considered under category 1.


**B.3.15 LMP expenditure by measure and by type of action: United Kingdom, 2002**
*Euro (millions)*

 Category, measure number and name		18.1	18.2	18.3	18.4	18.5	Notes
		Total	Transfers to individuals	Transfers to employers	Transfers to service providers	Not specified	
<b>0 - Public employment services (PES)</b>							
0	9 Job placing - Employment service placing and advisory functions	1,622.06*	-	-	1,622.06*	-	1
<b>Total category 0 - Public employment services (PES)</b>		<b>1,622.06*</b>	<b>-</b>	<b>-</b>	<b>1,622.06*</b>	<b>-</b>	
<b>1 - Intensive counselling and job-search assistance</b>							
1	1 [Component] New Deal for 18-24 - Gateway	213.09	-	-	213.09	-	
	1 [Component] New Deal for 18-24 - Follow-through	1.91	-	-	1.91	-	
	2 [Component] New Deal 25+ - Gateway	61.38	-	-	61.38	-	2
	2 [Component] New Deal 25+ - Follow-through	0.80	-	-	0.80	-	2
	8 Jobseeker's allowance (JSA) - Interviews	-	-	-	-	-	3
	10 New Deal for Partners of Unemployed People (NDPU)	9.54	-	-	9.54	-	
	14 Travel to interview scheme	4.07	4.07	-	-	-	
	16 Work trials	0.17	-	0.17	-	-	
	22 Programme centres (plus other jobsearch provision: Jobclub, Jobplan)	25.65	-	-	25.65	-	
	23 PACTS - Placing assessment and counselling teams	-	-	-	-	-	1
	37 [Component] New Deal 50+ - Advice and jobsearch support	46.12*	-	-	46.12*	-	
	38 Action Teams for Jobs	87.46	-	-	87.46	-	
<b>Total category 1 - Intensive counselling and job-search assistance</b>		<b>450.19*</b>	<b>4.07</b>	<b>0.17</b>	<b>445.96*</b>	<b>-</b>	
<b>2 - Training</b>							
2.1	1 [Component] New Deal for 18-24 - Education and training option	33.40	-	-	33.40	-	
	2 [Component] New Deal 25+ - Full-time education/training option	87.94*	-	-	87.94	-	2
2.2	2 [Component] New Deal 25+ - Work-based learning for adults	87.94*	-	-	87.94	-	2
2.3	4 Work-based learning for adults (WBLA)	246.49	:	:	:	246.49	4
2.4	5 Work-based training for young people (WBTP)	1,631.60	-	-	1,631.60	-	
<b>Total category 2 - Training</b>		<b>2,087.37*</b>	<b>-</b>	<b>-</b>	<b>1,840.88</b>	<b>246.49</b>	
<b>3 - Job rotation and job sharing</b>							
3							
<b>Total category 3 - Job rotation and job sharing</b>		<b>-</b>	<b>-</b>	<b>-</b>	<b>-</b>	<b>-</b>	
<b>4 - Employment incentives</b>							
4.1	1 [Component] New Deal for 18-24 - Employment option	27.51	-	27.51	-	-	
	2 [Component] New Deal 25+ - Employment option	20.36	-	20.36	-	-	2
	29 Jobfinder's grant	0.93	0.93	-	-	-	
	37 [Component] New Deal 50+ - Employment credits	124.04	124.04	-	-	-	
<b>Total category 4 - Employment incentives</b>		<b>172.83</b>	<b>124.97</b>	<b>47.87</b>	<b>-</b>	<b>-</b>	
<b>5 - Integration of the disabled</b>							
5	24 Employment rehabilitation (Work preparation)	12.44	-	-	12.44	-	
5.1	31 Access to work	79.83	:	:	:	79.83	
	32 Job introduction scheme (JIS)	1.53	-	1.53	-	-	
5.3	12 New Deal for Disabled People (NDDP)	42.94	-	-	42.94	-	
Mixed	33 Supported employment (including Remploy)	189.50	-	189.50	-	-	
<b>Total category 5 - Integration of the disabled</b>		<b>326.23</b>	<b>-</b>	<b>191.03</b>	<b>55.37</b>	<b>79.83</b>	
<b>6 - Direct job creation</b>							
6.2	1 [Component] New Deal for 18-24 - Voluntary sector & Environment Task Force options	85.24	-	-	85.24	-	
<b>Total category 6 - Direct job creation</b>		<b>85.24</b>	<b>-</b>	<b>-</b>	<b>85.24</b>	<b>-</b>	
<b>7 - Start-up incentives</b>							
7	36 Youth enterprise initiative (YEI)	7.63	7.63	-	-	-	
<b>Total category 7 - Start-up incentives</b>		<b>7.63</b>	<b>7.63</b>	<b>-</b>	<b>-</b>	<b>-</b>	



### B.3.15 LMP expenditure by measure and by type of action: United Kingdom, 2002

*Euro (millions)*


 Category, measure number and name	18.1 Total	18.2 Transfers to individuals	18.3 Transfers to employers	18.4 Transfers to service providers	18.5 Not specified	Notes
<b>8 - Out-of-work income maintenance and support</b>						
8.1 3 Jobseeker's allowance (JSA): payments	6,093.85	6,093.85	-	-	-	
<b>Total category 8 - Out-of-work income maintenance and support</b>	<b>6,093.85</b>	<b>6,093.85</b>	-	-	-	
<b>9 - Early retirement</b>						
9						
<b>Total category 9 - Early retirement</b>	-	-	-	-	-	
<b>Mixed measures</b>						
Mixed 11 New Deal for Lone Parents (NDLP)	127.22	:	:	:	127.22	
35 Employment zones	152.51	:	:	:	152.51	
<b>Total category - Mixed measures</b>	<b>279.73</b>	-	-	-	<b>279.73</b>	

**Notes**

- 1 Expenditure for UK-9 (Employment service placing and advisory functions) includes expenditure on UK-9 (PACTS)
- 2 Expenditure on the full-time education and training and work-based learning for adults options cannot be separated and is split equally between the two.
- 3 Activity carried out by PES staff. Expenditure included in measure UK-9.
- 4 Includes ESF contribution.


### B.3.16 LMP expenditure by measure and by type of action: Norway, 2002

Euro (millions)

 Category, measure number and name		18.1 Total	18.2 Transfers to individuals	18.3 Transfers to employers	18.4 Transfers to service providers	18.5 Not specified	Notes
<b>0 - Public employment services (PES)</b>							
0	26 Job seekers registered in Public Employment Service (Aetat)	256.44	-	-	256.44	-	
<b>Total category 0 - Public employment services (PES)</b>		<b>256.44</b>	<b>-</b>	<b>-</b>	<b>256.44</b>	<b>-</b>	
<b>1 - Intensive counselling and job-search assistance</b>							
1	4 Job clubs	0.98	-	-	0.98	-	
<b>Total category 1 - Intensive counselling and job-search assistance</b>		<b>0.98</b>	<b>-</b>	<b>-</b>	<b>0.98</b>	<b>-</b>	
<b>2 - Training</b>							
2.1	7 Labour Market Training (AMO)	97.77	29.33	-	68.44	-	
2.2	8 Work experience in ordinary enterprises	18.72	17.12	1.46	-	0.13	
	9 In-house training (BIO)	2.54	-	2.54	-	-	
<b>Total category 2 - Training</b>		<b>119.03</b>	<b>46.45</b>	<b>4.01</b>	<b>68.44</b>	<b>0.13</b>	
<b>3 - Job rotation and job sharing</b>							
3.1	12 Temporary substitute places	0.50	-	0.50	-	-	
<b>Total category 3 - Job rotation and job sharing</b>		<b>0.50</b>	<b>-</b>	<b>0.50</b>	<b>-</b>	<b>-</b>	
<b>4 - Employment incentives</b>							
4.1	5 Mobility promoting grants	1.52	1.52	-	-	-	
	6 Wage subsidies to employers	26.15	-	26.15	-	-	
	28 Wage subsidies for the occupationally disabled	32.14	-	32.14	-	-	
<b>Total category 4 - Employment incentives</b>		<b>59.81</b>	<b>1.52</b>	<b>58.29</b>	<b>-</b>	<b>-</b>	
<b>5 - Integration of the disabled</b>							
5.1	13 In-house rehabilitation (BIA)	n.s.	-	n.s.	-	-	
	14 Temporary employment measures for the occupationally disabled	25.99	-	25.99	-	-	
	18 Integration subsidies	0.91	-	0.91	-	-	
	19 Supported employment (AB)	21.18	-	-	21.18	-	
	21 Work experience - Practice in regular places of work for the occupationally disabled	113.61	111.84	1.77	-	-	
	23 Sheltered workshops (AMB phase 1)	33.71	3.05	30.66	-	-	
	30 Work experience in ordinary enterprises for the occupationally disabled	4.79	1.92	2.87	-	-	
	31 Flexijob	3.51	-	3.51	-	-	
5.2	15 Work experience in sheltered enterprises	39.19	0.05	39.14	-	-	
	24 Sheltered workshops (AMB phase 2)	69.19	-	69.19	-	-	
5.3	16 Job training groups (ATG)	0.41	-	0.41	-	-	
	22 Education in regular schools	664.63	567.08	2.37	95.18	-	
<b>Total category 5 - Integration of the disabled</b>		<b>977.12</b>	<b>683.94</b>	<b>176.82</b>	<b>116.37</b>	<b>-</b>	
<b>6 - Direct job creation</b>							
6.2	11 Temporary public employment (KAJA)	-	-	-	-	-	1
<b>Total category 6 - Direct job creation</b>		<b>-</b>	<b>-</b>	<b>-</b>	<b>-</b>	<b>-</b>	
<b>7 - Start-up incentives</b>							
7	25 Start your own business	n.s.	n.s.	-	-	-	
<b>Total category 7 - Start-up incentives</b>		<b>-</b>	<b>-</b>	<b>-</b>	<b>-</b>	<b>-</b>	

### B.3.16 LMP expenditure by measure and by type of action: Norway, 2002

*Euro (millions)*

 Category, measure number and name		18.1	18.2	18.3	18.4	18.5	Notes
		Total	Transfers to individuals	Transfers to employers	Transfers to service providers	Not specified	
<b>8 - Out-of-work income maintenance and support</b>							
8.1	1 [Component] Unemployment benefits - Unemployment insurance	1,101.13	1,101.13	-	-	-	
	17 Special rehabilitation allowance (SPA)	2.12	-	2.12	-	-	
	27 Payments for occupational rehabilitation between measures	238.06	238.06	-	-	-	
	29 Waiting benefit	6.80	6.80	-	-	-	
8.5	1 [Component] Unemployment benefits - Bankruptcy compensation	n.s.	n.s.	-	-	-	
<b>Total category 8 - Out-of-work income maintenance and support</b>		<b>1,348.11</b>	<b>1,345.99</b>	<b>2.12</b>	-	-	
<b>9 - Early retirement</b>							
	9						
<b>Total category 9 - Early retirement</b>		-	-	-	-	-	

Notes


1 Measure not applied in 2002.

## **C PARTICIPANTS**

## C.1 LMP stocks by type of action

### C.1.1 LMP stocks by category, 2002

#### i. Categories 2-7<sup>1,2</sup>

		<i>Number of participants</i>																
		BE	DK	DE	EL <sup>3</sup>	ES	FR	IE	IT	LU	NL	AT	PT	FI	SE	UK <sup>4</sup>	EU-15	NO
2	Training	71,679	46,802	794,190	:	104,762	:	26,027	1,029,415	:	:	100,488	20,989	42,239	190,851	:	:	8,535
3	Job rotation and job sharing	-	-	163	-	17,378	-	-	287	-	113	30	n.s.	7,784	3,106	-	28,861	7
4	Employment incentives	124,643	38,834	201,189	5,278	1,453,785	:	17,369	1,043,929	:	:	:	:	17,906	44,604	:	:	3,073
5	Integration of the disabled	28,262	58,635	156,868	244	:	:	0	13,155	:	89,797	:	:	10,268	87,763	:	:	40,278
6	Direct job creation	110,777	239	207,958	-	:	500,730	24,521	72,554	372	:	4,681	:	11,974	-	10,760	:	-
7	Start-up incentives	776	-	54,305	2,460	:	27,688	13,490	n.s.	:	-	703	33	1,817	7,371	:	:	168
<b>Total categories 2-7</b>		<b>336,137</b>	<b>144,510</b>	<b>1,414,673</b>	:	:	:	<b>81,407</b>	<b>2,159,340</b>	:	:	:	:	<b>91,988</b>	<b>333,695</b>	:	:	<b>52,061</b>


1 Some of these values may be estimated (or include estimated values) or be subject to relevant comments. Refer to the detailed country tables in section C.3.

2 For the first time, data for the category of training include targeted support for apprenticeship (sub-category 2.4) and are therefore not directly comparable with those for previous years.

3 Stock data for Greece are all estimated on the basis of observations of the total number of beneficiaries in the year and the duration of each measure.

4 Data for the UK exclude participants in Employment Zones (measure UK-35) which includes activities in categories 1, 2 and 6 but where a breakdown by component is not available.

#### ii. Categories 8-9<sup>1</sup>

		<i>Number of participants</i>																
		BE	DK	DE	EL <sup>2</sup>	ES	FR	IE	IT	LU	NL	AT	PT	FI	SE	UK	EU-15	NO
8	Out-of-work income maintenance and support	540,240	164,083	3,910,067	204,497	1,194,510	2,414,429	151,035	568,625	:	654,890	221,370	:	294,401	296,361	943,630	:	92,667
9	Early retirement	107,407	83,689	61,440	-	:	151,762	11,501	129,780	1,233	-	35,804	65,417	54,668	4,118	-	:	-
<b>Total categories 8-9</b>		<b>647,647</b>	<b>247,772</b>	<b>3,971,507</b>	<b>204,497</b>	:	<b>2,566,191</b>	<b>162,536</b>	<b>698,405</b>	:	<b>654,890</b>	<b>257,174</b>	:	<b>349,069</b>	<b>300,479</b>	<b>943,630</b>	:	<b>92,667</b>


1 Some of these values may be estimated (or include estimated values) or be subject to relevant comments. Refer to the detailed country tables in section C.3.

2 Data refer to 2001 and include stocks estimated on the basis of observations of the total number of beneficiaries in the year and the duration of each measure.

## C.1.2 Share of LMP stocks by category, 2002

### i. Categories 2-7<sup>1</sup>

*% total stock in categories 2-7*


 eurostat	BE	DK	DE	EL	ES	FR	IE	IT	LU	NL	AT	PT	FI	SE	UK	EU-15	NO
2 Training	21.3	32.4	56.1	:	:	:	32.0	47.7	:	:	:	:	45.9	57.2	:	:	16.4
3 Job rotation and job sharing	-	-	0.0	:	:	:	-	0.0	:	:	:	:	8.5	0.9	:	:	0.0
4 Employment incentives	37.1	26.9	14.2	:	:	:	21.3	48.3	:	:	:	:	19.5	13.4	:	:	5.9
5 Integration of the disabled	8.4	40.6	11.1	:	:	:	-	0.6	:	:	:	:	11.2	26.3	:	:	77.4
6 Direct job creation	33.0	0.2	14.7	:	:	:	30.1	3.4	:	:	:	:	13.0	-	:	:	-
7 Start-up incentives	0.2	-	3.8	:	:	:	16.6	-	:	:	:	:	2.0	2.2	:	:	0.3
<b>Total categories 2-7</b>	<b>100.0</b>	<b>100.0</b>	<b>100.0</b>	:	:	:	<b>100.0</b>	<b>100.0</b>	:	:	:	:	<b>100.0</b>	<b>100.0</b>	:	:	<b>100.0</b>

<sup>1</sup> Refer to footnotes to table C.1.1.i for comments on data by category and/or by country.

55

### ii. Categories 8-9<sup>1</sup>

*% total stock in categories 8-9*


 eurostat	BE	DK	DE	EL	ES	FR	IE	IT	LU	NL	AT	PT	FI	SE	UK	EU-15	NO
8 Out-of-work income maintenance and support	83.4	66.2	98.5	100.0	:	94.1	92.9	81.4	:	100.0	86.1	:	84.3	98.6	100.0	:	100.0
9 Early retirement	16.6	33.8	1.5	-	:	5.9	7.1	18.6	:	-	13.9	:	15.7	1.4	-	:	-
<b>Total categories 8-9</b>	<b>100.0</b>	<b>100.0</b>	<b>100.0</b>	<b>100.0</b>	:	<b>100.0</b>	<b>100.0</b>	<b>100.0</b>	:	<b>100.0</b>	<b>100.0</b>	:	<b>100.0</b>	<b>100.0</b>	<b>100.0</b>	:	<b>100.0</b>

<sup>1</sup> Refer to footnotes to table C.1.1.ii for comments on data by category and/or by country

## C.2 LMP entrants by type of action

### C.2.1 LMP entrants by category, 2002

#### i. Categories 2-7<sup>1,2</sup>

	<i>Number of participants</i>																
	BE	DK	DE	EL <sup>3</sup>	ES	FR	IE	IT	LU	NL	AT	PT	FI	SE	UK <sup>4</sup>	EU-15	NO
2 Training	:	112,031	1,895,337	:	463,003	867,137	:	:	:	:	483,429	49,914	123,896	:	:	:	33,426
3 Job rotation and job sharing	-	-	630	-	31,421	-	-	:	-	:	20	44	13,743	:	-	:	26
4 Employment incentives	:	82,125	474,776	10,782	959,788	483,853	:	:	1,941	:	62,003	:	32,086	126,312	:	:	9,901
5 Integration of the disabled	:	:	169,874	325	41,790	:	-	:	1,151	6,650	35,473	11,580	44,068	:	:	:	57,572
6 Direct job creation	:	345	249,588	-	226,138	524,445	32,929	3,917	:	:	9,940	36,959	25,887	-	83,740	:	-
7 Start-up incentives	:	-	123,268	4,920	62,683	42,968	:	:	8	-	2,774	1,922	3,728	11,409	3,438	:	534
<b>Total categories 2-7</b>	:	:	<b>2,913,473</b>	:	<b>1,784,823</b>	:	:	:	:	:	<b>593,639</b>	:	<b>243,408</b>	:	:	:	<b>101,459</b>


1 Some of these values may be estimated (or include estimated values) or be subject to relevant comments. Refer to the detailed country tables in section C.3.

2 For the first time, data for the category of training include targeted support for apprenticeship (sub-category 2.4) and are therefore not directly comparable with those for previous years.

3 All data for Greece refer to the total number of beneficiaries in the year.

4 Data for the UK exclude participants in Employment Zones (measure UK-35) which includes activities in categories 1, 2 and 6 but where a breakdown by component is not available.

#### ii. Categories 8-9<sup>1</sup>


	<i>Number of participants</i>																
	BE	DK	DE	EL <sup>2</sup>	ES	FR	IE	IT	LU	NL	AT	PT	FI	SE	UK	EU-15	NO
8 Out-of-work income maintenance and support	:	:	:	443,364	3,547,979	:	271,234	:	19,159	:	:	:	673,020	544,158	2,815,071	:	195,577
9 Early retirement	:	:	43,893	-	11,491	28,670	11,222	2,132	424	-	:	:	10,590	:	-	:	-
<b>Total categories 8-9</b>	:	:	:	<b>443,364</b>	<b>3,559,470</b>	:	<b>282,456</b>	:	<b>19,583</b>	:	:	:	<b>683,610</b>	:	<b>2,815,071</b>	:	<b>195,577</b>

1 Some of these values may be estimated (or include estimated values) or be subject to relevant comments. Refer to the detailed country tables in section C.3.

2 Data refer to 2001 and include values that refer to the total number of beneficiaries in the year.


## C.2.2 Share of LMP entrants by category, 2002

### i. Categories 2-7<sup>1</sup>

		<i>% total stock in categories 2-7</i>																
		BE	DK	DE	EL	ES	FR	IE	IT	LU	NL	AT	PT	FI	SE	UK	EU-15	NO
2	Training	:	:	65.1	:	25.9	:	:	:	:	:	81.4	:	50.9	:	:	:	32.9
3	Job rotation and job sharing	:	:	0.0	:	1.8	:	:	:	:	:	0.0	:	5.6	:	:	:	0.0
4	Employment incentives	:	:	16.3	:	53.8	:	:	:	:	:	10.4	:	13.2	:	:	:	9.8
5	Integration of the disabled	:	:	5.8	:	2.3	:	:	:	:	:	6.0	:	18.1	:	:	:	56.7
6	Direct job creation	:	:	8.6	:	12.7	:	:	:	:	:	1.7	:	10.6	:	:	:	-
7	Start-up incentives	:	:	4.2	:	3.5	:	:	:	:	:	0.5	:	1.5	:	:	:	0.5
<b>Total categories 2-7</b>		:	:	<b>100.0</b>	:	<b>100.0</b>	:	:	:	:	:	<b>100.0</b>	:	<b>100.0</b>	:	:	:	<b>100.0</b>

<sup>1</sup> Refer to footnotes to table C.2.1.i for comments on data by category and/or by country.


### ii. Categories 8-9<sup>1</sup>

		<i>% total stock in categories 2-7</i>																
		BE	DK	DE	EL	ES	FR	IE	IT	LU	NL	AT	PT	FI	SE	UK	EU-15	NO
8	Out-of-work income maintenance and support	:	:	:	100.0	99.7	:	96.0	:	97.8	:	:	:	98.5	:	100.0	:	100.0
9	Early retirement	:	:	:	-	0.3	:	4.0	:	2.2	:	:	:	1.5	:	-	:	-
<b>Total categories 8-9</b>		:	:	:	<b>100.0</b>	<b>100.0</b>	:	<b>100.0</b>	:	<b>100.0</b>	:	:	:	<b>100.0</b>	:	<b>100.0</b>	:	<b>100.0</b>

<sup>1</sup> Refer to footnotes to table C.2.1.ii for comments on data by category and/or by country.




### C.3.1 LMP participants by measure and by type of action: Belgique/België, 2002


 Category, measure number and name		Men and women						Women			Notes
		Total			Under 25s			Total			
		Stock	Entrants	Exits	Stock	Entrants	Exits	Stock	Entrants	Exits	
<b>0 - Public employment services (PES)</b>											
0	1 Public employment services (Fed, RF, RW, RBC, CG)	491,481	:	:	:	:	:	263,435	:	:	
<b>Total category 0 - Public employment services (PES)</b>		<b>491,481</b>	:	:	:	:	:	<b>263,435</b>	:	:	
<b>1 - Intensive counselling and job-search assistance</b>											
1	12 Vocational integration (RW)	6,022	:	:	6,022*	:	:	3,077	:	:	
	25 Active jobsearch workshop (RBC)	440	4,552	4,552	76	1,021	1,021	211	2,223	2,223	1
	30 Regional employment missions (RW)	1,560	:	:	:	:	:	:	:	:	
	46 Insertion plan for young people (RW)	:	18,366	:	:	18,366	:	:	:	:	
	48 Partnership for the reception of jobseekers not registered in ORBEM (RBC)	:	596	:	:	185	:	:	264	:	
	50 Partnership for childcare for jobseekers (RBC)	:	205	205	:	33	33	:	187	187	
	54 Pathway to work (RF)	71,852	81,241	66,363	31,008	34,101	26,757	35,738	40,640	34,667	2
	58 Crèches facilities (RW)	:	53	:	:	:	:	:	:	:	
	60 Restructuring support programme (retraining units) (RW)	2,629	3,273	:	:	:	:	:	666	:	3
	65 Re-employment fund (RF)	3,159	:	:	:	:	:	1,579	:	:	
	68 Vocational integration (RBC)	12,530	18,222	15,294	5,360	9,600	8,436	6,063	8,966	7,780	2
<b>Total category 1 - Intensive counselling and job-search assistance</b>		:	:	:	:	:	:	:	:	:	
<b>2 - Training</b>											
2.1	3 Encouraging the unemployed to resume studying (Fed)	14,388	:	:	:	:	:	9,528	:	:	
	40 Vocational training (RF)	13,985	:	31,549	4,070	:	8,918	7,804	:	17,311	
	41 Vocational training (RW)	5,369*	24,161	:	:	:	:	2,358*	10,479	:	
	42 Vocational training (RBC)	2,485	6,244	6,179	:	1,624	1,553	1,253	2,805	2,848	
	43 Language training cheques (RBC)	n.s.	-	-	n.s.	-	-	n.s.	-	-	
	44 Vocational training (Fed)	241	391	355	94	132	130	157	246	238	4
	64 Vocational training (CG)	-	79	:	-	9	:	-	47	:	
2.2	7 Support for the creation, extension and restructuring of enterprises (RW)	2,569	:	:	:	:	:	1,298	:	:	
	13 Training and integration contract (RW)	8,225	:	:	:	:	:	2,451	:	:	
	29 Tutorial (RBC)	14	24	24	12	21	19	3	7	8	2
	67 Support for the creation, extension and restructuring of enterprises (RBC)	-	-	-	-	-	-	-	-	-	
2.4	8 Alternance training (Fed)	20,824	:	:	20,824	:	:	:	:	:	5
	10 Alternance training (RW)	3,579	:	:	3,579*	:	:	1,041	:	:	5
<b>Total category 2 - Training</b>		<b>71,679</b>	:	:	:	:	:	:	:	:	

C.3.1 LMP participants by measure and by type of action: Belgique/België, 2002

Number of participants

 Category, measure number and name	Men and women						Women			Notes
	Total			Under 25s			Total			
	Stock	Entrants	Exits	Stock	Entrants	Exits	Stock	Entrants	Exits	
<b>3 - Job rotation and job sharing</b>										
3										
<b>Total category 3 - Job rotation and job sharing</b>	-	-	-	-	-	-	-	-	-	
<b>4 - Employment incentives</b>										
4										
4.1										
39 Part-time workers receiving income guarantee allowance (Fed)	40,034	:	:	:	:	:	30,952	:	:	
16 Recruitment subsidy (RBC)	18	48	162	12	26	85	8	19	66	2
17 Recruitment of unemployed persons in the context of economic expansion (RW)	619	:	:	-	-	-	219	:	:	
22 Plan +1, +2, +3 (Fed)	24,461	:	:	:	:	:	10,763*	:	:	
23 Recruitment benefits (Fed)	15,166	:	:	:	:	:	7,386*	:	:	
24 Employment agreements (Fed)	322	:	:	:	:	:	80*	:	:	
28 Transition-to-work subsidy (RBC)	71	120	88	56	99	70	29	47	38	
47 First job agreement (Fed)	32,816	38,121	40,543	25,778	29,739	31,828	14,730	17,025	17,914	
55 Integration through temp agencies (RBC)	n.s.	19	:	n.s.	2	:	n.s.	5	:	
56 Wage-subsidies for integration enterprises (RBC)	-	-	-	-	-	-	-	-	-	6
61 Activa (Fed)	11,069*	:	:	:	:	:	6,223*	:	:	
70 Recruitment of unemployed persons in the context of economic expansion (RBC)	67	43	:	:	:	:	27	16	:	2
<b>Total category 4 - Employment incentives</b>	<b>124,643*</b>	:	:	:	:	:	<b>70,417*</b>	:	:	
<b>5 - Integration of the disabled</b>										
5										
5.3										
36 Work and rehabilitation for disabled persons (RF, RW, RBC)	27,410*	:	:	:	:	:	11,435*	:	:	
49 Socio-vocational guidance service: social consultations (RBC)	852	644	852	182	149	182	394	292	394	2
<b>Total category 5 - Integration of the disabled</b>	<b>28,262*</b>	:	:	:	:	:	<b>11,829*</b>	:	:	


### C.3.1 LMP participants by measure and by type of action: Belgique/België, 2002

 Category, measure number and name		Men and women						Women			Notes
		Total			Under 25s			Total			
		Stock	Entrants	Exits	Stock	Entrants	Exits	Stock	Entrants	Exits	
<b>6 - Direct job creation</b>											
6	66 Social workshops (RF)	2,107	:	:	:	:	:	840	:	:	
6.1	14 Third working circuit (RW, RBC)	12,186	:	:	:	:	:	8,386	:	:	
	18 Subsidised contractors (Fed, RF, RW, RBC, CG)	68,752	:	:	:	:	:	38,325	:	:	
	19 Promoting employment in the non-market sector - FBI (Fed, RW, RBC, CG)	7,529*	:	:	:	:	:	3,867*	:	:	
	63 Support for the promotion of employment (APE) - Market and non-market sectors	n.s.	n.s.	n.s.	n.s.	n.s.	n.s.	n.s.	n.s.	n.s.	
6.2	21 Local employment agencies (Fed)	16,675	:	:	:	:	:	14,849	:	:	
	27 Transition-to-work scheme (RF)	2,960	:	:	:	:	:	1,657	:	:	
	52 First job agreement in projects of public interest (RBC)	n.s.	153	:	n.s.	130	:	n.s.	67	:	
	71 Transition-to-work scheme (RBC)	568	:	:	:	:	:	313	:	:	
<b>Total category 6 - Direct job creation</b>		<b>110,777*</b>	:	:	:	:	:	<b>68,237*</b>	:	:	
<b>7 - Start-up incentives</b>											
7	34 Loans for unemployed persons (Fed)	517	:	:	:	:	:	211	:	:	7
	45 Support for the creation and management of enterprises (RBC)	n.s.	238*	238*	n.s.	53*	51*	n.s.	96*	96*	8
	53 SME Creation (RW)	259*	1,036	:	:	:	:	:	:	:	
<b>Total category 7 - Start-up incentives</b>		<b>776*</b>	:	:	:	:	:	:	:	:	
<b>8 - Out-of-work income maintenance and support</b>											
8.1	37 [Component] Unemployment benefit (Fed) - Full UB	519,120	:	:	61,589	:	:	280,225	:	:	
8.2	37 [Component] Unemployment benefit (Fed) - Partial UB	21,120	:	:	2,242	:	:	4,853	:	:	
8.5	37 [Component] Unemployment benefit (Fed) - Bankruptcy compensation	n.r.	30,222	:	n.r.	:	:	n.r.	:	:	
<b>Total category 8 - Out-of-work income maintenance and support</b>		<b>540,240</b>	:	:	<b>63,831</b>	:	:	<b>285,078</b>	:	:	
<b>9 - Early retirement</b>											
9.1	38 Early retirement by collective agreement (Fed)	107,407	:	:	-	-	-	13,096	:	:	9
<b>Total category 9 - Early retirement</b>		<b>107,407</b>	:	:	<b>-</b>	<b>-</b>	<b>-</b>	<b>13,096</b>	:	:	


#### Notes

- 1 Stock: other one-off observation.
- 2 Stock: end-year figure.
- 3 Entrants: total beneficiaries (new starts plus end-year stock).
- 4 The number of participants is not known but in any case, all of them would be double-counted with measures B-40 to B-42 and B-44 and would not affect the category total.
- 5 Measure reclassified from sub-category 2.3 to 2.4 - decision of the LMP Task Force on Apprenticeship, 2003.
- 6 No requests for subsidies were registered in 2002.
- 7 Stock: total beneficiaries in the year.
- 8 Data refer to 2001.
- 9 Around 35% of those taking early retirement through this measure are replaced by an unemployed person.

### C.3.2 LMP participants by measure and by type of action: Danmark, 2002

 Category, measure number and name		Men and women						Women			Notes
		Total			Under 25s			Total			
		Stock	Entrants	Exits	Stock	Entrants	Exits	Stock	Entrants	Exits	
<b>0 - Public employment services (PES)</b>											
0	5	Public employment service	274,893	413,502	400,932	:	:	:	:	:	:
<b>Total category 0 - Public employment services (PES)</b>			<b>274,893</b>	<b>413,502</b>	<b>400,932</b>	<b>:</b>	<b>:</b>	<b>:</b>	<b>:</b>	<b>:</b>	<b>:</b>
<b>1 - Intensive counselling and job-search assistance</b>											
1	9	Specially arranged activation	11,790	40,488	40,220	2,329	11,345	10,945	5,669	16,518	16,587
	17	Educational and vocational guidance	3,381	25,668	26,037	582	4,831	4,873	1,864	13,567	13,980
<b>Total category 1 - Intensive counselling and job-search assistance</b>			<b>15,171</b>	<b>66,156</b>	<b>66,257</b>	<b>2,911</b>	<b>16,176</b>	<b>15,818</b>	<b>7,533</b>	<b>30,085</b>	<b>30,567</b>
<b>2 - Training</b>											
2.1	8	Education and training	30,834	94,031	96,481	2,126	7,070	6,840	20,285	54,128	55,707
	19	Adult and supplementary training	138	188	200	-	-	-	85	108	121
	33	Education of immigrants	9,202	10,722	12,224	1,379	2,148	2,141	4,803	5,949	6,541
2.2	27	Labour trainee	212	3,397	3,390	13	214	210	111	1,770	1,759
2.4	31	Adult apprenticeship support	6,416	3,693	4,349	2	3	1	2,158	1,473	1,601
<b>Total category 2 - Training</b>			<b>46,802</b>	<b>112,031</b>	<b>116,644</b>	<b>3,520</b>	<b>9,435</b>	<b>9,192</b>	<b>27,442</b>	<b>63,428</b>	<b>65,729</b>
<b>3 - Job rotation and job sharing</b>											
3			-	-	-	-	-	-	-	-	-
<b>Total category 3 - Job rotation and job sharing</b>			<b>-</b>	<b>-</b>	<b>-</b>	<b>-</b>	<b>-</b>	<b>-</b>	<b>-</b>	<b>-</b>	<b>-</b>
<b>4 - Employment incentives</b>											
4.1	6	Job training	17,252	34,211	34,134	1,436	4,055	3,728	9,403	17,732	18,052
	7	Individual job training	18,005	46,087	46,930	4,644	16,471	16,003	8,592	20,345	20,644
	26	Servicejobs	3,577	1,827	809	-	-	-	2,358	1,236	568
<b>Total category 4 - Employment incentives</b>			<b>38,834</b>	<b>82,125</b>	<b>81,873</b>	<b>6,080</b>	<b>20,526</b>	<b>19,731</b>	<b>20,353</b>	<b>39,313</b>	<b>39,264</b>
<b>5 - Integration of the disabled</b>											
5.1	30	Support of disabled	2,600*	:	:	:	:	:	:	:	:
5.2	21	Flex jobs	23,374	:	:	:	:	:	:	:	:
	22	Light jobs	6,740	:	:	:	:	:	:	:	:
5.3	20	Rehabilitation	19,474	:	:	:	:	:	:	:	:
	28	Pre-rehabilitation	6,447	:	:	:	:	:	:	:	:
<b>Total category 5 - Integration of the disabled</b>			<b>58,635*</b>	<b>:</b>	<b>:</b>	<b>:</b>	<b>:</b>	<b>:</b>	<b>:</b>	<b>:</b>	<b>:</b>
<b>6 - Direct job creation</b>											
6.2	10	Voluntary unpaid activities	239	345	419	31	62	68	106	144	191
<b>Total category 6 - Direct job creation</b>			<b>239</b>	<b>345</b>	<b>419</b>	<b>31</b>	<b>62</b>	<b>68</b>	<b>106</b>	<b>144</b>	<b>191</b>


### C.3.2 LMP participants by measure and by type of action: Danmark, 2002

 Category, measure number and name	Men and women						Women			Notes
	Total			Under 25s			Total			
	Stock	Entrants	Exits	Stock	Entrants	Exits	Stock	Entrants	Exits	
<b>7 - Start-up incentives</b>										
7										
<b>Total category 7 - Start-up incentives</b>	-	-	-	-	-	-	-	-	-	
<b>8 - Out-of-work income maintenance and support</b>										
8.1      2 Social assistance (unemployment)	19,363	54,246	52,787	5,135	22,922	21,692	8,879	24,052	23,583	
29 Unemployment allowance	2,515	:	:	:	:	:	:	:	:	
8.5      25 Wage earners guarantee fund	n.r.	21,753	21,753	n.r.	:	:	n.r.	:	:	
Mixed    1 Unemployment Insurance	142,205	382,119	374,632	7,110	29,311	26,448	79,112	194,583	193,911	
<b>Total category 8 - Out-of-work income maintenance and support</b>	<b>164,083</b>	:	:	:	:	:	:	:	:	
<b>9 - Early retirement</b>										
9.2      3 Transitional allowance	15,664	103	4,661	-	-	-	10,922	48	3,227	
24 Early retirement pay, from unemployment	67,900*	:	:	:	:	:	:	:	:	
32 Flex allowance	125*	:	:	:	:	:	:	:	:	
<b>Total category 9 - Early retirement</b>	<b>83,689*</b>	:	:	:	:	:	:	:	:	


Notes

### C.3.3 LMP participants by measure and by type of action: Deutschland, 2002


Number of participants

 Category, measure number and name	Men and women						Women			Notes
	Total			Under 25s			Total			
	Stock	Entrants	Exits	Stock	Entrants	Exits	Stock	Entrants	Exits	
<b>0 - Public employment services (PES)</b>										
0 5 Job placement	:	:	1,934,882	:	:	:	:	:	:	1
<b>Total category 0 - Public employment services (PES)</b>	:	:	<b>1,934,882</b>	:	:	:	:	:	:	
<b>1 - Intensive counselling and job-search assistance</b>										
1 27 Independent measures	62,899	419,178	440,724	17,641	93,609	96,818	26,915	179,616	190,221	
28 Involvement of third parties in the placement of unemployment-assistance recipients	n.r.	n.s.	n.s.	n.r.	n.s.	n.s.	n.r.	n.s.	n.s.	2
33 Apprenticeship counselling and placement	23,383	711,408	688,025	23,005	695,390	672,385	11,090	338,014	326,924	3
35 Counselling and placement assistance	n.r.	934,148	934,148	n.r.	352,069*	352,069*	n.r.	439,632	439,632	
38 Placement voucher	5,385	21,185	23,678	5,254	21,185	23,153	2,059	8,069	8,950	4
43 [Component] Immediate Action Programme against youth unemployment - Occupation accompanying assistance, social services	:	12,950	1,860	:	2,399	350	:	3,478	497	
47 [Component] Placement by third parties by order of PES - Job-	n.r.	654,996*	654,996*	n.r.	188,124*	188,124*	:	:	:	5
47 [Component] Placement by third parties by order of PES -	3,084	9,131	6,047	3,039	8,986	5,947	1,477	4,369	2,892	
<b>Total category 1 - Intensive counselling and job-search assistance</b>	:	<b>2,762,996*</b>	<b>2,749,478*</b>	:	<b>1,361,762*</b>	<b>1,338,846*</b>	:	:	:	
<b>2 - Training</b>										
2.1 6 Measures to improve prospects of integration - training	61,950	877,038	805,422	10,780	179,421	159,521	29,540	376,624	347,009	
11 Support for vocational preparation training measures for young people	106,859	182,997	167,860	102,894	178,546	162,513	43,540	73,769	67,983	6
12 Support for further vocational training	331,586	456,301	415,626	33,222	60,432	44,808	171,084	217,904	201,371	
20 Subsidies towards measures included in social plans	n.s.	13,559	:	n.s.	n.s.	:	n.s.	n.s.	:	
26 Language tuition for new resettlers, persons having right of asylum and quota refugees	23,612	53,076	50,109	4,224	9,764	8,988	11,985	26,909	25,555	
31 ESF Federal programme	30,747	46,533	54,100	3,093	5,825	5,179	16,555	23,417	26,581	
38 Income subsidies for people in further vocational training	11,986	35,474	41,960	11,194	35,474	40,835	5,320	14,011	16,894	7
44 [Component] Immediate Action Programme against youth unemployment - Vocational qualification for low qualified youth, to make up for main graduation	151	847	379	8	51	21	74	327	85	
2.3 38 [Component] Immediate Action Programme against youth unemployment - Work and qualification (AQJ)	3,780	7,968	8,918	3,754	7,968	8,849	1,433	2,967	3,501	
2.4 19 Support for vocational training for those with learning difficulties/social disadvantage	131,480	110,760	108,679	127,514	108,472	104,526	42,302	37,516	35,940	8
34 Vocational training allowance	82,139	107,903*	76,389*	82,139*	107,903*	76,389*	44,738	58,771*	42,536*	
38 [Component] Immediate Action Programme against youth unemployment - Apprenticeship in non-operational training institutions	9,900	2,881	1,789	9,032	2,881	1,730	4,631	1,355	986	
<b>Total category 2 - Training</b>	<b>794,190</b>	<b>1,895,337*</b>	<b>:</b>	<b>387,854*</b>	<b>696,737*</b>	<b>:</b>	<b>371,202</b>	<b>833,570*</b>	<b>:</b>	

### C.3.3 LMP participants by measure and by type of action: Deutschland, 2002

 Category, measure number and name		Men and women						Women			Notes
		Total			Under 25s			Total			
		Stock	Entrants	Exits	Stock	Entrants	Exits	Stock	Entrants	Exits	
<b>3 - Job rotation and job sharing</b>											
3.1	46 Job Rotation - Employment-training rotation programme	163	630	156	32	131	41	77	278	67	
<b>Total category 3 - Job rotation and job sharing</b>		<b>163</b>	<b>630</b>	<b>156</b>	<b>32</b>	<b>131</b>	<b>41</b>	<b>77</b>	<b>278</b>	<b>67</b>	
<b>4 - Employment incentives</b>											
4.1	7 Mobility allowances	n.r.	177,331	177,331	n.r.	42,779*	42,779*	n.r.	61,547	61,547	
	8 Employee allowance	391*	4,319*	4,319*	:	:	:	216*	2,284*	2,284*	9
	16 Recruitment subsidy for new businesses	10,406	15,102	12,948	688	1,465	681	3,638	5,325	4,533	
	17 Integration contract	n.s.	-	n.s.	n.s.	-	n.s.	n.s.	-	n.s.	10
	18 Integration subsidies	112,272	177,745	129,752	4,248	13,926	6,607	48,321	72,988	55,662	
	25 Employment assistance scheme for long-term unemployed	32,076	32,255	47,282	348	489	499	14,627	14,239	21,261	
	38 Subsidies for people with low income - model of Mainz	41,453	56,902	56,420	36,867	56,902	49,136	16,927	21,411	21,545	11
	45 [Component] Immediate Action Programme against youth unemployment - Wage-cost subsidies, mobility allowances	4,591	11,122	2,354	465	1,248	321	3,173	7,595	1,415	
<b>Total category 4 - Employment incentives</b>		<b>201,189*</b>	<b>474,776*</b>	<b>430,406*</b>	<b>:</b>	<b>:</b>	<b>:</b>	<b>86,902*</b>	<b>185,389*</b>	<b>168,247*</b>	
<b>5 - Integration of the disabled</b>											
5.1	23 Incentives for the recruitment and employment of the severely disabled	30,760*	19,507	11,841*	4,300*	2,796	1,587*	11,172*	7,414	4,012*	
5.3	13 Promoting integration of the disabled into working life	126,108	150,367	117,961	92,787	93,987	76,023	45,442	52,382	41,039	12
<b>Total category 5 - Integration of the disabled</b>		<b>156,868*</b>	<b>169,874</b>	<b>129,802*</b>	<b>97,087*</b>	<b>96,783</b>	<b>77,610*</b>	<b>56,614*</b>	<b>59,796</b>	<b>45,051*</b>	
<b>6 - Direct job creation</b>											
6.2	21 Support for job-creation measures (ABMs)	124,709	164,691	178,780	11,486	22,914	16,990	58,966	69,504	83,105	
	22 Support for structural adjustment measures	67,422	64,148	77,174	3,061	4,604	4,769	31,454	24,452	33,320	
	38 [Component] Immediate Action Programme against youth unemployment - Qualifying job-creation measures	15,454	18,827	34,024	14,470	18,827	31,179	5,012	5,390	10,154	
	42 Employment generating promotion of the infrastructure	373	1,922	1,024	43	234	112	4	19	5	
<b>Total category 6 - Direct job creation</b>		<b>207,958</b>	<b>249,588</b>	<b>291,002</b>	<b>29,060</b>	<b>46,579</b>	<b>53,050</b>	<b>95,436</b>	<b>99,365</b>	<b>126,584</b>	
<b>7 - Start-up incentives</b>											
7	9 Bridging allowance	54,305	123,268	101,584	3,258	8,868	5,935	15,838	35,810	29,555	
<b>Total category 7 - Start-up incentives</b>		<b>54,305</b>	<b>123,268</b>	<b>101,584</b>	<b>3,258</b>	<b>8,868</b>	<b>5,935</b>	<b>15,838</b>	<b>35,810</b>	<b>29,555</b>	

### C.3.3 LMP participants by measure and by type of action: Deutschland, 2002


 Category, measure number and name		Men and women						Women			Notes
		Total			Under 25s			Total			
		Stock	Entrants	Exits	Stock	Entrants	Exits	Stock	Entrants	Exits	
<b>8 - Out-of-work income maintenance and support</b>											
8.1	1 Unemployment benefit	1,898,383	4,494,617	4,251,462	272,017	:	:	781,028	1,742,333	1,673,159	
	3 Unemployment assistance	1,692,215	1,840,027	1,605,983	84,228	:	:	697,315	688,901	627,537	
	29 Integration assistance for new resettlers, persons having right of asylum and quota refugees	18,165	56,112	59,167*	3,678	11,360*	12,582*	9,054	28,106	29,601*	
8.2	14 Short-time working allowance	206,767	:	:	:	:	:	53,440	:	:	
	15 [Component] Promotion of year-round employment in construction - Cost-increase winter allowance	83,204*	-	-	:	:	:	n.s.	n.s.	n.s.	13
	15 [Component] Promotion of year-round employment in construction - Bad weather allowance from the 31st hour, Additional winter allowance, refund of social contributions	11,131*			:	:	:	n.s.	n.s.	n.s.	
8.3	2 Part-time unemployment benefit	202	703	644	6	:	:	154	539	495	
8.5	4 Bankruptcy compensation payment	n.r.	301,206	301,206	n.r.	:	:	n.r.	:	:	
<b>Total category 8 - Out-of-work income maintenance and support</b>		<b>3,910,067*</b>	<b>:</b>	<b>:</b>	<b>:</b>	<b>:</b>	<b>:</b>	<b>1,540,991</b>	<b>:</b>	<b>:</b>	
<b>9 - Early retirement</b>											
9.1	24 Support of part-time employment for older employees	61,440	43,893	34,922*	-	-	-	19,424	13,285	6,873*	
<b>Total category 9 - Early retirement</b>		<b>61,440</b>	<b>43,893</b>	<b>34,922*</b>	<b>-</b>	<b>-</b>	<b>-</b>	<b>19,424</b>	<b>13,285</b>	<b>6,873*</b>	

#### Notes


- 1 Exits: placements into work and other measures
- 2 Statistics are no longer collected.
- 3 Reporting period 01/10/2001 - 30/09/2002. Stock data refer to the year end (30/09/2002).
- 4 New measure starting in 2002. Figures refer to the period April-December 2002.
- 5 Stock: end-year figure.
- 6 Stock includes 23,639 disabled persons and some double-counting with measure D-13 (category 5) is possible.
- 7 Some of the participants are double-counted with measure D-6.
- 8 Stock includes 21,436 disabled persons and some double-counting with measure D-13 (category 5) is possible.
- 9 Statistics covering persons previously in receipt of unemployment benefits ended on 01-09-2002. The numbers reported are therefore understated and the estimated total stock is 5,911.
- 10 The measure is coming to an end. For 2002 there are no new entrants and the stock of persons who started in 2001 is not significant.
- 11 The measure was introduced nationally in March 2002. The data refer to the period March-December 2002.
- 12 Some double-counting with measures D-11 and D-19 (both in category 2) is possible.
- 13 Stock: estimated full-time equivalents.



### C.3.4 LMP participants by measure and by type of action: Ellada, 2002

 Category, measure number and name		Men and women						Women			Notes									
		Total			Under 25s			Total												
		Stock	Entrants	Exits	Stock	Entrants	Exits	Stock	Entrants	Exits										
<b>0 - Public employment services (PES)</b>																				
0	32	Placement by the public employment services (OAED employment agencies)									:	:	:							
	62	Development of structures of supporting services in issues of gender equality (K.E.TH.I.)									:	:	:							
<b>Total category 0 - Public employment services (PES)</b>		:	:	:	:	:	:	:	:	:										
<b>1 - Intensive counselling and job-search assistance</b>																				
1	31	Counselling - Vocational guidance									n.s.	14,424	:	n.s.	7,952	:	n.s.	9,311	:	
<b>Total category 1 - Intensive counselling and job-search assistance</b>		-	<b>14,424</b>	:	-	<b>7,952</b>	:	-	<b>9,311</b>	:										
<b>2 - Training</b>																				
2.1	8	Continuous vocational training programs for the unemployed (OAED)									:	:	1,316	:	:	505	:	:	1,020	1
	33	Continuous vocational training programs for the unemployed (Ministry of Labour - KEK)									6,161*	24,829	:	:	:	:	3,695*	14,889	:	2,3
	37	Training for unemployed seamen (Ministry of Merchant Marine)									1,926*	7,429	:	181*	697	:	6*	24	:	2,3
	42	Combating exclusion from the labour market for disadvantaged social groups									1,722*	6,942	:	760*	3,064	:	1,066*	4,297	:	2,3
2.3	6	Programs of Alternating Training									:	:	3,018	:	:	1,380	:	:	2,531	1
<b>Total category 2 - Training</b>		:	:	:	:	:	:	:	:	:										
<b>3 - Job rotation and job sharing</b>																				
3											-	-	-	-	-	-	-	-		
<b>Total category 3 - Job rotation and job sharing</b>		-	-	-	-	-	-	-	-	-										
<b>4 - Employment incentives</b>																				
4.1	9	Programme New Jobs for the unemployed (OAED)									4,594*	9,187	:	1,820*	3,639	:	2,711*	5,421	:	2,3
	51	The "Stage" programme for unemployed									684*	1,595	:	:	:	:	588*	1,371	:	2,3
	63	Programme New Jobs for the unemployed (L.A.E.K.) in 13 prefectures									-	-	-	-	-	-	-	-	-	4
<b>Total category 4 - Employment incentives</b>		<b>5,278*</b>	<b>10,782</b>	:	:	:	:	<b>3,299*</b>	<b>6,792</b>	:										
<b>5 - Integration of the disabled</b>																				
5.3	1	Training programs for people with special needs in three vocational training centres of OAED									244*	325	:	:	:	:	110*	147	:	2,3
<b>Total category 5 - Integration of the disabled</b>		<b>244*</b>	<b>325</b>	:	:	:	:	<b>110*</b>	<b>147</b>	:										


### C.3.4 LMP participants by measure and by type of action: Ellada, 2002

 Category, measure number and name	Men and women						Women			Notes
	Total			Under 25s			Total			
	Stock	Entrants	Exits	Stock	Entrants	Exits	Stock	Entrants	Exits	
<b>6 - Direct job creation</b>										
6										
<b>Total category 6 - Direct job creation</b>	-	-	-	-	-	-	-	-	-	
<b>7 - Start-up incentives</b>										
7										
10 Promotion of self-employment for new entrepreneurs and creation of new enterprises	2,460*	4,920	:	352*	704	:	1,276*	2,551	:	2,3
<b>Total category 7 - Start-up incentives</b>	<b>2,460*</b>	<b>4,920</b>	<b>:</b>	<b>352*</b>	<b>704</b>	<b>:</b>	<b>1,276*</b>	<b>2,551</b>	<b>:</b>	
<b>8 - Out-of-work income maintenance and support</b>										
8.1										
22 Unemployment benefit	113,078*	259,003*	:	:	:	:	65,585*	:	:	5
23 Special unemployment assistance for those exceeding the unemployment benefit period	-	-	-	-	-	-	-	-	-	5,6
24 Special assistance provided after the completion of three months as a registered unemployed	2,553*	5,105	:	:	:	:	:	:	:	2,3,5,6
27 National System of Protection from Unemployment - ESPA (Benefit for young unemployed)	571*	1,940	:	:	:	:	:	:	:	2,3,5
28 Special assistance for ex offenders	242*	1,210	:	:	:	:	:	:	:	2,3,5
29 Special assistance for former political refugees and repatriated	3,053*	6,106	:	:	:	:	:	:	:	2,5
8.2										
58 Special seasonal assistance	85,000*	170,000	:	:	:	:	:	:	:	2,3,5
<b>Total category 8 - Out-of-work income maintenance and support</b>	<b>204,497*</b>	<b>443,364*</b>	<b>:</b>	<b>:</b>	<b>:</b>	<b>:</b>	<b>:</b>	<b>:</b>	<b>:</b>	
<b>9 - Early retirement</b>										
9										
<b>Total category 9 - Early retirement</b>	-	-	-	-	-	-	-	-	-	

#### Notes


- 1 Exits: Number of persons graduating from training during the year.
- 2 Stocks: estimated from observations of the total number of beneficiaries in the year and the duration of the measure.
- 3 Entrants: total beneficiaries (new starts plus end-year stock).
- 4 Measure not applied in 2002.
- 5 Data refer to 2001.
- 6 Participants for EL-23 are included in measure EL-24.

C.3.5 LMP participants by measure and by type of action: España, 2002


 Category, measure number and name		Men and women						Women			Notes
		Total			Under 25s			Total			
		Stock	Entrants	Exits	Stock	Entrants	Exits	Stock	Entrants	Exits	
<b>0 - Public employment services (PES)</b>											
0											
<b>Total category 0 - Public employment services (PES)</b>		-	-	-	-	-	-	-	-	-	
<b>1 - Intensive counselling and job-search assistance</b>											
1											
28 Managing placement, vocational guidance and retraining		:	460,597	:	:	133,148	:	:	296,151	:	
48 Managing placement, vocational guidance and retraining (regions)		:	65,599	:	:	21,457	:	:	40,592	:	1
<b>Total category 1 - Intensive counselling and job-search assistance</b>		:	<b>526,196</b>	:	:	<b>154,605</b>	:	:	<b>336,743</b>	:	
<b>2 - Training</b>											
2.1											
8 National plan for vocational training and integration (Plan FIP)		9,861	358,569	363,130	3,674	133,589	137,261	6,017	218,812	222,110	
35 National plan for vocational training and integration (Plan FIP, regions)		65,936	78,677	78,677	16,985	22,249	22,249	40,284	47,500	47,500	1
2.4											
9 Scheme for workshop schools and youth training centres (ET y CO)		24,581	21,752	27,986	24,581	21,752	27,986	9,175	7,974	9,935	2
49 Scheme for workshop schools and youth training centres (ET y CO, regions)		4,384	4,005	4,005	4,384	2,802	2,802	1,841	2,004	2,004	2,3
<b>Total category 2 - Training</b>		<b>104,762</b>	<b>463,003</b>	<b>473,798</b>	<b>49,624</b>	<b>180,392</b>	<b>190,298</b>	<b>57,317</b>	<b>276,290</b>	<b>281,549</b>	
<b>3 - Job rotation and job sharing</b>											
3.1											
17 Temporary work to replace workers during maternity leave, adoption and childcare		17,378	31,421	:	5,855	11,260	:	15,119	29,076	:	
41 Temporary work to replace maternity leavers, adoption, etc. (regions)		-	-	-	-	-	-	-	-	-	4
<b>Total category 3 - Job rotation and job sharing</b>		<b>17,378</b>	<b>31,421</b>	:	<b>5,855</b>	<b>11,260</b>	:	<b>15,119</b>	<b>29,076</b>	:	
<b>4 - Employment incentives</b>											
4.1											
11 Open ended employment contracts for the unemployed		421,117	214,229	:	179,743	79,848	:	252,444	164,880	:	
12 Open ended employment contracts for persons aged over 45		193,200	86,284	:	-	-	-	56,578	32,995	:	
15 Conversion of apprenticeship, training, replacement and substitution contracts into permanent contracts		817,147	539,754	:	243,616	159,653	:	330,362	217,568	:	
29 Support for domestic migration		n.r.	80,000	:	n.r.	:	:	n.r.	:	:	
36 Open ended employment contracts for the unemployed (regions)		12,543	22,172	:	2,551	6,888	:	7,519	13,559	:	3
37 Open ended employment contracts for persons aged over 45 (regions)		99	5,648	:	-	-	:	63	1,668	:	3
39 Conversion of apprenticeship, training and substitution contracts into permanent contracts (regions)		9,679	11,701	:	2,115	3,017	:	3,276	4,098	:	3
<b>Total category 4 - Employment incentives</b>		<b>1,453,785</b>	<b>959,788</b>	:	<b>428,025</b>	:	:	<b>650,242</b>	:	:	

C.3.5 LMP participants by measure and by type of action: España, 2002

Number of participants

 Category, measure number and name	Men and women						Women			Notes	
	Total			Under 25s			Total				
	Stock	Entrants	Exits	Stock	Entrants	Exits	Stock	Entrants	Exits		
<b>5 - Integration of the disabled</b>											
5.1	13	Open ended contracts for the disabled	25,699	10,436	:	3,254	1,169	:	6,949	3,013	:
	16	Temporary contracts for the disabled	12,760	9,181	:	2,140	1,471	:	3,347	2,627	:
	25	Integration of the disabled through self-employment	n.r.	289	:	n.r.	33	:	n.r.	96	:
	38	Open ended employment contracts for the disabled (regions)	36	200	:	-	20	:	-	74	:
	40	Temporary contracts for the disabled (regions)	5	74	:	-	16	:	4	23	:
	46	Integration of the disabled through self-employment (regions)	-	37	:	-	4	:	-	15	:
5.2	3	Support for employment in special employment centres	30,833	13,948	10,330	6,097*	2,758	:	12,138*	5,491	:
	34	Support for employment in special employment centres (regions)	:	6,286	6,286	:	1,238	:	:	2,424	:
5.3	14	Training contracts for the disabled	696	1,339	:	423	814	:	125	241	:
<b>Total category 5 - Integration of the disabled</b>			:	<b>41,790</b>	:	:	<b>7,523</b>	:	:	<b>14,004</b>	:
<b>6 - Direct job creation</b>											
6.2	18	INEM-Public administration accords	:	74,664	:	:	15,451	:	:	38,804	:
	19	Promotion of agricultural employment in Andalucía, Extremadura and under-developed rural areas	:	138,865	:	:	13,788	:	:	71,042	:
	31	Employment workshops	10,100	12,609	10,670	-	-	-	6,588	8,316	6,798
<b>Total category 6 - Direct job creation</b>			:	<b>226,138</b>	:	:	<b>29,239</b>	:	:	<b>118,162</b>	:
<b>7 - Start-up incentives</b>											
7	20	Capitalisation of unemployment benefits	:	11,872	11,872	:	710	710	:	2,641	2,641
	21	Promotion of self-employment	:	12,630	12,630	:	3,852	3,852	:	6,846	6,846
	22	Financial aid for the integration of returning emigrants	:	106	106	:	13	13	:	24	24
	23	Promotion of employment in co-operatives	:	5,241	5,241	:	972	972	:	1,507	1,507
	24	Promotion of local employment initiatives	:	6,759	6,759	:	848	848	:	3,457	3,457
	43	Promotion of self-employment (regions)	10,570	19,661	19,661	2,190	3,346	3,346	5,700	11,415	11,415
	44	Promotion of employment in co-operatives (regions)	:	5,391	5,391	:	1,056	1,056	:	2,417	2,417
	45	Promotion of local employment initiatives (regions)	:	1,023	1,023	:	158	158	:	633	633
<b>Total category 7 - Start-up incentives</b>			:	<b>62,683</b>	<b>62,683</b>	:	<b>10,955</b>	<b>10,955</b>	:	<b>28,940</b>	<b>28,940</b>
<b>8 - Out-of-work income maintenance and support</b>											
8.1	5	Contributory unemployment benefit	563,647	2,101,981	2,054,497	57,825	299,033	295,138	254,976	949,697	929,672
	6	Unemployment assistance	354,206	849,143	876,138	20,989	82,982	87,220	176,660	477,048	486,545
	7	Assistance for unemployed casual agricultural workers	223,941	348,352	384,646	18,664	31,163	36,023	131,410	209,371	229,295
	32	Active jobseeker's back-to-work allowance	50,663	68,955	67,316	14	78	165	39,307	52,842	46,876
8.2	4	Partial unemployment benefits (contributory)	2,053	123,110	108,145	54	3,855	3,388	499	17,027	14,951
8.5	30	Bankruptcy compensation	n.r.	56,438	56,438	n.r.	:	:	n.r.	:	:
<b>Total category 8 - Out-of-work income maintenance and support</b>			<b>1,194,510</b>	<b>3,547,979</b>	<b>3,547,180</b>	<b>97,546</b>	:	:	<b>602,852</b>	:	:


### C.3.5 LMP participants by measure and by type of action: España, 2002

 Category, measure number and name		Men and women						Women			Notes	
		Total			Under 25s			Total				
		Stock	Entrants	Exits	Stock	Entrants	Exits	Stock	Entrants	Exits		
<b>9 - Early retirement</b>												
9.1	26	Early retirement with substitution by another worker	:	1,497	:	-	-	-	:	431	:	
	27	Replacement contracts	3,802	7,312	:	-	-	-	863	1,660	:	
	47	Early retirement with substitution by another worker (regions)	:	144	:	-	-	-	:	61	:	5
9.2	1	Employment promotion funds (early retirement)	10	-	8	-	-	-	-	-	-	6
	2	Early retirement allowance	2,505	2,505	2,505	-	-	-	95	95	95	
	33	Early retirement allowance (regions)	:	33	33	-	-	-	:	3	3	7
<b>Total category 9 - Early retirement</b>			:	<b>11,491</b>	:	-	-	-	:	<b>2,250</b>	:	


#### Notes

- 1 Data from Castilla-La Mancha, Extremadura, Galicia and La Rioja are missing.
- 2 Measure reclassified from sub-category 2.3 to 2.4 - decision of the LMP Task Force on Apprenticeship, 2003.
- 3 Data from Castilla-La Mancha, Canarias, Extremadura, Galicia and La Rioja are missing.
- 4 Measure not applied in 2002.
- 5 Measure applied only in Valencia.
- 6 Measure coming to an end. No new entrants were accepted.
- 7 Measure applied only in Andalusia.


### C.3.6 LMP participants by measure and by type of action: France, 2002

 Category, measure number and name		Men and women						Women			Notes
		Total			Under 25s			Total			
		Stock	Entrants	Exits	Stock	Entrants	Exits	Stock	Entrants	Exits	
<b>0 - Public employment services (PES)</b>											
0	42 National employment agency (ANPE)	2,258,913	4,365,301	4,086,576	392,004	:	:	1,100,938	:	:	
	43 Managerial employment agency (APEC)	:	72,531	:	:	:	:	:	:	:	1
	44 Local centres, permanent reception, information and advisory services (PAIO)	:	:	:	:	:	:	:	:	:	1
0Adj	- Adjustment for double counting		-72,531								2
<b>Total category 0 - Public employment services (PES)</b>		<b>2,258,913</b>	<b>4,365,301</b>	<b>4,086,576</b>	<b>392,004</b>	<b>:</b>	<b>:</b>	<b>1,100,938</b>	<b>:</b>	<b>:</b>	
<b>1 - Intensive counselling and job-search assistance</b>											
1	19 [Component] Retraining agreements - vocational guidance	5,283	2,628	12,935	50	28	127	2,902	1,346	7,033	3,4
	45 Retraining units	:	12,966*	12,966	:	611*	611	:	6,677*	6,677	
	53 Personalised services of ANPE	n.r.	748,290	:	n.r.	130,937	:	n.r.	442,542	:	
	54 Job search workshops (ANPE)	n.r.	829,320	:	n.r.	156,784	:	n.r.	491,490	:	
	55 Appraisal services of ANPE	n.r.	146,270	:	n.r.	21,371	:	n.r.	88,231	:	
	56 Support services of ANPE	n.r.	48,500	:	n.r.	7,781	:	n.r.	26,731	:	
	57 Guidance and monitoring services of AFPA	n.r.	484,147	:	n.r.	129,422	:	n.r.	169,767	:	
	58 Pathway to jobs (TRACE)	86,700	88,000	60,900	:	86,020	:	:	46,800	:	
	66 Mobility support (PARE)	n.r.	7,935*	7,935	n.r.	:	:	n.r.	:	:	
<b>Total category 1 - Intensive counselling and job-search assistance</b>		<b>:</b>	<b>2,368,056*</b>	<b>:</b>	<b>:</b>	<b>:</b>	<b>:</b>	<b>:</b>	<b>:</b>	<b>:</b>	
<b>2 - Training</b>											
2	17 Training allowance - unemployment insurance system (AFR)	36,724	367	6,005	9,256	7	1,033	19,680	220	3,679	4,5
	18 Training allowance - public system	:	:	:	:	:	:	:	:	:	6
	19 [Component] Retraining agreements - training allowance	5,283	2,628	12,935	50	28	127	2,902	1,346	7,033	3,4
	63 Back-to-work support - training allowance (AREF)	50,342	17,211	41,972	13,096	6,460	14,468	26,900	8,557	19,966	4,5
2.1	10 Courses offered by the Association for Adult Vocational Training (AFPA)	27,847	81,898	81,593	7,750	23,016	22,825	8,430	28,470	28,352	7
	11 Courses for specific groups (IRILL)	3,623*	31,175*	:	:	:	:	:	18,295*	:	
	13 Adult training courses organised by the regions	:	168,932*	:	-	-	-	:	97,872*	:	
	14 Courses for admission to enterprises	2,078*	13,404	13,191*	785*	5,062	:	1,034*	6,666	:	
	15 Individual training-for-employment and integration courses	2,809*	24,082	22,253*	164*	1,409	:	1,424*	12,206	:	
	16 Group training-for-employment and integration courses (SIFE)	29,445*	96,350	107,532*	1,386*	4,534	:	17,539*	57,391	:	
	19 [Component] Retraining agreements - course costs	:	:	:	:	:	:	:	:	:	3,4
	64 Training support (PARE)	:	16,708*	:	:	:	:	:	:	:	
2.2	20 FNE conventions on training and retraining	:	2,509	:	:	:	:	:	:	:	
2.3	9 Courses for young job-seekers (State + regions)	:	239,873	:	:	239,873*	:	:	121,517	:	8
2.4	22 Exemptions and subsidies for recruitment of apprentices	284,411*	189,578	:	283,516*	188,982	:	87,522*	58,339	:	9
2Adj	- Adjustment for double counting	-87,066	-17,578	-47,977	-22,352	-6,467	-15,501	-46,580	-8,777	-23,645	2
<b>Total category 2 - Training</b>		<b>:</b>	<b>867,137</b>	<b>:</b>	<b>:</b>	<b>:</b>	<b>:</b>	<b>:</b>	<b>:</b>	<b>:</b>	

C.3.6 LMP participants by measure and by type of action: France, 2002

 Category, measure number and name		Men and women						Women			Notes
		Total			Under 25s			Total			
		Stock	Entrants	Exits	Stock	Entrants	Exits	Stock	Entrants	Exits	
<b>3 - Job rotation and job sharing</b>											
3											
<b>Total category 3 - Job rotation and job sharing</b>		-	-	-	-	-	-	-	-	-	
<b>4 - Employment incentives</b>											
4.1	24 Qualification contracts (alternance training)	166,000*	125,176	130,300*	158,821*	119,763	:	83,498*	62,964	:	
	25 Orientation contracts (alternance training)	2,948*	6,683	6,558*	2,933*	6,647	:	1,209*	2,740	:	
	26 Employment-initiative contract (CIE)	182,000*	53,426	101,700*	11,320*	3,323	:	77,914*	22,872	:	
	27 Exemption from social charges for recruitment of a first	93,450*	-	77,450*	19,900*	-	:	32,550*	-	:	
	28 Exemption from social charges for recruitment of the 1st to 50th employee in ZRR and ZRU areas	12,247*	11,571	14,855*	:	:	:	:	:	:	
	32 Degressive temporary allowance	5,714*	3,630	3,062*	:	68	:	:	1,180	:	
	36 Economic integration enterprises	8,555	11,700	9,118*	2,070*	2,831*	:	3,114*	4,259	:	
	37 Intermediary associations	38,378	167,550	75,398	9,287*	40,547*	:	24,255*	105,892	:	
	60 Adult qualification contracts	9,600*	8,638	7,882*	-	-	-	4,416*	3,973	:	
	61 Enterprises providing temporary work for integration purposes	5,116	38,150	20,830	1,765*	:	:	1,652	:	:	
	65 Degressive support to employer (PARE)	:	6,765*	:	:	:	:	:	:	:	
	67 Youth employment contract	12,476*	48,234	:	12,476*	48,234	:	:	14,528	:	
4.2	33 Retraining leave	577*	2,245	:	:	:	:	:	:	:	
	35 Supported transition to part time work	344*	85	366*	:	n.s.	:	:	:	:	
<b>Total category 4 - Employment incentives</b>		:	<b>483,853*</b>	:	:	:	:	:	:	:	
<b>5 - Integration of the disabled</b>											
5.1	49 Aid granted by the Association for the vocational integration of the disabled (AGEFIPH)	:	161,139*	:	:	:	:	:	:	:	
5.2	47 Income guarantee for disabled workers (CAT)	92,450*	:	:	:	:	:	:	:	:	
	48 Sheltered workshops for the disabled	19,435	:	:	:	:	:	:	:	:	
<b>Total category 5 - Integration of the disabled</b>		:	:	:	:	:	:	:	:	:	
<b>6 - Direct job creation</b>											
6.2	39 Community work contract (CES)	155,014	320,433	282,501	27,190	56,204	48,840	99,007	204,661	180,924	
	40 Funded-employment contract (CEC)	135,832	147,737	144,372	6,778	7,076	7,089	85,139	93,163	90,666	
	41 Town employment contract	403	69	:	:	:	:	:	:	:	
	46 Jobs for young people	209,481	56,206	54,168	127,686	35,205	33,766	123,804	32,608	31,638	
<b>Total category 6 - Direct job creation</b>		<b>500,730</b>	<b>524,445</b>	:	:	:	:	:	:	:	

### C.3.6 LMP participants by measure and by type of action: France, 2002


 Category, measure number and name		Men and women						Women			Notes
		Total			Under 25s			Total			
		Stock	Entrants	Exits	Stock	Entrants	Exits	Stock	Entrants	Exits	
<b>7 - Start-up incentives</b>											
7	38 Aid for the unemployed setting-up or rescuing a company	19,467*	33,328	32,500*	:	2,239	:	:	11,049	:	14
	38bis Consultancy cheque-book for business creation	n.r.	47,092	:	n.r.	4,452	:	n.r.	15,907	:	14
	59 Support for new business development	8,221*	9,640	4,889*	:	3,683	:	:	3,554	:	
7Adj	- Adjustment for double counting	-	-47,092	:	-	-4,452	:	-	-15,907	:	2
<b>Total category 7 - Start-up incentives</b>		<b>27,688*</b>	<b>42,968</b>	<b>37,389</b>	<b>:</b>	<b>5,922</b>	<b>:</b>	<b>:</b>	<b>14,603</b>	<b>:</b>	
<b>8 - Out-of-work income maintenance and support</b>											
8.1	1 Single degressive allowance (Unemployment insurance system)	2,001,031	1,972,604	1,787,894	287,276	506,584	394,507	1,000,156	941,152	882,559	4,15
	2 Integration allowance (Solidarity system)	39,927	53,307	48,026	10,995	16,035	13,084	11,520	15,220	13,202	4
	3 Specific solidarity allowance (Solidarity system)	368,570	91,168	122,997	103	274	138	182,391	45,155	62,818	4,16
8.2	4 Partial unemployment	4,901*	:	:	:	:	:	:	:	:	
<b>Total category 8 - Out-of-work income maintenance and support</b>		<b>2,414,429*</b>	<b>:</b>	<b>:</b>	<b>:</b>	<b>:</b>	<b>:</b>	<b>:</b>	<b>:</b>	<b>:</b>	
<b>9 - Early retirement</b>											
9.1	8 Job-substitution allowance	55,580	825	35,669	-	-	-	25,946	271	12,112	4
	34 Phased early retirement	44,951	14,596	10,021	-	-	-	15,700	5,197	3,336	4
9.2	6 FNE special redundancy allowance	42,282	6,659	16,513	-	-	-	11,139	1,996	4,186	4
	62 Early retirement for special groups of employees (CATS)	8,949	6,590	735	-	-	-	639	659	:	4
<b>Total category 9 - Early retirement</b>		<b>151,762</b>	<b>28,670</b>	<b>62,938</b>	<b>-</b>	<b>-</b>	<b>-</b>	<b>53,424</b>	<b>8,123</b>	<b>:</b>	

#### Notes


- 1 Participants are mostly unemployed jobseekers registered with ANPE and counted under measure F-42.
- 2 Adjustment to eliminate double counting where the same person benefits from more than one measure at the same time. See notes for individual measures in the category for details.
- 3 Participants reported in category 1 are the same as in category 2 and should not be added together. This measure ended when the new unemployment insurance agreement came into force on 1 July 2001.
- 4 Stock: average of two year-end figures.
- 5 Beneficiaries of training allowances are already counted in measures F-9 to F-16 (for F17) and F-64 (for F-63). The AREF (F-63) came into force on 1 July 2001 and replaces the AFR (F-17).
- 6 Beneficiaries of training allowances are already counted in measures F-11 to F-16.
- 7 Stock: end-year figure.
- 8 Figures for participants under 25 refer to those under 26.
- 9 Data cover only apprenticeship contracts concluded with low-qualified youth (81% of all contracts) in respect of whom employers receive recruitment incentives.
- 10 Measure coming to an end: no entrants since 2002 and last exits planned for end-2003.
- 11 Measure coming to an end since the implementation of the 35 hour working week.
- 12 Stock: one-off observation (other than start/end-year).
- 13 Measure coming to an end. New entrants have finished and only a renewal of contracts is possible.
- 14 Participants in F-38 and F-38bis are the same people. The figures should therefore not be added together.
- 15 Includes beneficiaries of the ARE (Back-to-work support allowance) which replaces the AUD (Single degressive allowance) since the new unemployment insurance agreement came into force in July 2001.
- 16 Includes beneficiaries of the special waiting allowance (ASA) and the retirement-equivalent allowance (AER) for older unemployed.



C.3.7 LMP participants by measure and by type of action: Ireland, 2002

 Category, measure number and name		Men and women						Women			Notes
		Total			Under 25s			Total			
		Stock	Entrants	Exits	Stock	Entrants	Exits	Stock	Entrants	Exits	
<b>0 - Public employment services (PES)</b>											
0	9 Job facilitation service	:	:	:	:	:	:	:	:	:	
<b>Total category 0 - Public employment services (PES)</b>		:	:	:	:	:	:	:	:	:	
<b>1 - Intensive counselling and job-search assistance</b>											
1	15 Job clubs	:	:	:	:	:	:	:	:	:	
	22 Counselling/guidance	:	:	:	:	:	:	:	:	:	
	36 Local employment services	:	:	:	:	:	:	:	:	:	
<b>Total category 1 - Intensive counselling and job-search assistance</b>		:	:	:	:	:	:	:	:	:	
<b>2 - Training</b>											
2	45 Local Training Initiative	1,447	2,366	2,242	501	938	888	1,131	1,780	1,694	1
	46 Community Youth Training Programme	803	1,384	1,335	376	766	727	406	769	681	1
2.1	10 Back to education allowance (BTEA)	5,041	:	:	736	:	:	2,438	:	:	2
	35 VTOS (Vocational training opportunities scheme)	5,443	:	3,516	937	:	:	3,719	:	2,383	
	38 Return to Work	1,404	4,026	3,410	463	1,491	1,341	902	2,529	2,123	3
	39 Bridging Foundation	4,210	9,792	8,009	1,667	3,887	3,249	2,414	5,286	4,249	4
	43 Specific Skills Training	703	1,841	1,619	57	264	248	616	1,581	1,381	5
2.2	42 Job Training Scheme	224	497	462	178	416	392	139	307	290	5
	44 Linked Work Experience	248	236	351	117	115	179	128	110	199	3
2.3	34 Youthreach	2,859	:	:	:	:	:	1,467	:	:	
	40 Traineeship	1,349	2,083	1,387	787	1,205	855	811	1,255	775	5
	41 Community Training Workshops	2,296	3,552	2,458	1,951	3,041	2,026	1,217	1,765	1,237	3
<b>Total category 2 - Training</b>		<b>26,027</b>	:	:	:	:	:	<b>15,388</b>	:	:	
<b>3 - Job rotation and job sharing</b>											
3											
<b>Total category 3 - Job rotation and job sharing</b>		-	-	-	-	-	-	-	-	-	
<b>4 - Employment incentives</b>											
4.1	4 Back to work allowance	11,496	:	:	395	:	:	3,113	:	:	2
	5 PRSI Exemption scheme	2,003	1,423	:	:	:	:	:	:	:	
	7 Part-time job incentive scheme	338*	336	:	:	:	:	:	:	:	6
	37 Job Initiative	2,665	3,299	3,074	-	-	-	1,194	1,567	1,422	4
	47 Social Economy Programme	867	810	102	24	20	1	519	488	57	4
<b>Total category 4 - Employment incentives</b>		<b>17,369*</b>	:	:	:	:	:	:	:	:	


### C.3.7 LMP participants by measure and by type of action: Ireland, 2002

 Category, measure number and name	Men and women						Women			Notes
	Total			Under 25s			Total			
	Stock	Entrants	Exits	Stock	Entrants	Exits	Stock	Entrants	Exits	
<b>5 - Integration of the disabled</b>										
5										
<b>Total category 5 - Integration of the disabled</b>	-	-	-	-	-	-	-	-	-	
<b>6 - Direct job creation</b>										
6.2 23 Community employment scheme	24,521	32,929	37,873	348	575	686	12,876	18,256	20,896	4
<b>Total category 6 - Direct job creation</b>	<b>24,521</b>	<b>32,929</b>	<b>37,873</b>	<b>348</b>	<b>575</b>	<b>686</b>	<b>12,876</b>	<b>18,256</b>	<b>20,896</b>	
<b>7 - Start-up incentives</b>										
7 3 Back to work enterprise allowance (BWEA)	13,490	:	:	195	:	:	2,694	:	:	2
<b>Total category 7 - Start-up incentives</b>	<b>13,490</b>	<b>:</b>	<b>:</b>	<b>195</b>	<b>:</b>	<b>:</b>	<b>2,694</b>	<b>:</b>	<b>:</b>	
<b>8 - Out-of-work income maintenance and support</b>										
8.1 1 Unemployment benefit	73,353	168,488	:	11,743	35,604	:	35,931	81,650	:	
8.1 2 Unemployment assistance	77,682	102,746	:	19,045	41,525	:	21,435	34,687	:	
<b>Total category 8 - Out-of-work income maintenance and support</b>	<b>151,035</b>	<b>271,234</b>	<b>:</b>	<b>30,788</b>	<b>77,129</b>	<b>:</b>	<b>57,366</b>	<b>116,337</b>	<b>:</b>	
<b>9 - Early retirement</b>										
9.2 12 Pre-retirement allowance	11,501	11,222	:	-	-	:	3,220	3,142	:	6,7
<b>Total category 9 - Early retirement</b>	<b>11,501</b>	<b>11,222</b>	<b>:</b>	<b>-</b>	<b>-</b>	<b>:</b>	<b>3,220</b>	<b>3,142</b>	<b>:</b>	


#### Notes

- 1 Prior to 2002 this measure was included as part of IRL-25 Community training Stock: end-year figure.
- 2 Stock: total number of participants in the year (i.e. stock from the end of the previous year plus new starts).
- 3 Prior to 2002 this measure was included as part of IRL-24 Re-integration training Stock: end-year figure.
- 4 Stock: end-year figure.
- 5 Prior to 2002 this measure was included as part of IRL-20 Industry training Stock: end-year figure.
- 6 Entrants: total beneficiaries (new starts plus end-year stock).
- 7 Data refer to pre-retirement allowances only (PRETA) and excludes pre-retirement credits (PRECS).


### C.3.8 LMP participants by measure and by type of action: Italia, 2002

 Category, measure number and name		Men and women						Women			Notes
		Total			Under 25s			Total			
		Stock	Entrants	Exits	Stock	Entrants	Exits	Stock	Entrants	Exits	
<b>0 - Public employment services (PES)</b>											
0	83 Prevention of long-term unemployment (ESF co-financed measures 2000-2006)	142,837*	:	:	:	:	:	:	:	:	
<b>Total category 0 - Public employment services (PES)</b>		<b>142,837*</b>	:	:	:	:	:	:	:	:	
<b>1 - Intensive counselling and job-search assistance</b>											
1											
<b>Total category 1 - Intensive counselling and job-search assistance</b>		<b>-</b>	<b>-</b>	<b>-</b>	<b>-</b>	<b>-</b>	<b>-</b>	<b>-</b>	<b>-</b>	<b>-</b>	
<b>2 - Training</b>											
2	82 Integration and re-integration of long-term unemployed (ESF co-financed measures 2000-2006)	266,002*	:	:	:	:	:	:	:	:	
	84 Integration and re-integration of disadvantaged groups into the labour market (ESF co-financed measures 2000-2006)	18,751*	:	:	:	:	:	:	:	:	
	86 Integration of unemployed women into the labour market (ESF co-financed measures 2000-2006)	62,321*	:	:	:	:	:	:	:	:	
2.2	24 Training & work contracts	236,153	:	:	71,874	:	:	87,781	:	:	
2.4	25 Apprenticeship	446,188	:	:	362,244	:	:	202,928	:	:	1
<b>Total category 2 - Training</b>		<b>1,029,415*</b>	:	:	:	:	:	:	:	:	
<b>3 - Job rotation and job sharing</b>											
3.2	8 [Component] Solidarity contracts - Expansive solidarity contracts	287	:	:	50	:	:	183	:	:	2
<b>Total category 3 - Job rotation and job sharing</b>		<b>287</b>	:	:	<b>50</b>	:	:	<b>183</b>	:	:	

### C.3.8 LMP participants by measure and by type of action: Italia, 2002

 Category, measure number and name		Men and women						Women			Notes
		Total			Under 25s			Total			
		Stock	Entrants	Exits	Stock	Entrants	Exits	Stock	Entrants	Exits	
<b>4 - Employment incentives</b>											
4.1	3 [Component] Incentives for hiring those registered in mobility lists - Open ended contracts	34,858	:	:	946	:	:	16,827	:	:	
	3 [Component] Incentives for hiring those registered in mobility lists - Temporary contracts	39,604	:	:	925	:	:	18,131	:	:	
	10 Reintegration contracts	123	:	:	12	:	:	75	:	:	
	32 Reintegration of managers in SMEs	95	:	:	-	:	:	10	:	:	
	35 Incentives for taking on employees in CIGS	590	:	:	9	:	:	201	:	:	
	36 Incentives for taking on long-term unemployed	381,152	:	:	45,105	:	:	180,104	:	:	
	51 Total triennial relief	208,448*	:	:	:	:	:	:	:	:	
	52 Total annual relief	243*	:	:	:	:	:	:	:	:	
	53 Vocational integration schemes	9,577	:	:	:	:	:	:	:	:	
	54 Vocational and guidance traineeships	n.s.	:	:	:	:	:	:	:	:	
	55 [Component] Subsidies for the reinsertion of ex-LSU - Labour cost subsidies	n.s.	n.s.	n.s.	n.s.	n.s.	n.s.	n.s.	n.s.	n.s.	
	56 Tax relief for SMEs creating jobs in Objective 1 areas	228*	:	:	:	:	:	:	:	:	
	57 Tax relief for job creation	252,337	:	:	:	:	:	:	:	:	
	59 Conversion of temporary apprenticeship contracts into permanent ones	73,001	:	:	46,770	:	:	34,887	:	:	
	60 Conversion of temporary training & work contracts into permanent ones	18,127	:	:	2,841	:	:	5,762	:	:	
4.2	8 [Component] Solidarity contracts - Defensive solidarity contracts	-	:	:	-	:	:	-	:	:	2
	49 Realignment contracts	4,454	:	:	517	:	:	2,776	:	:	
	61 Subsidy for firms located in the Mezzogiorno	21,092	:	:	:	:	:	:	:	:	
<b>Total category 4 - Employment incentives</b>		<b>1,043,929*</b>	:	:	:	:	:	:	:	:	
<b>5 - Integration of the disabled</b>											
5.1	67 Exemption from social contributions for disadvantaged workers in social co-operatives	13,155	:	:	647	:	:	4,286	:	:	
<b>Total category 5 - Integration of the disabled</b>		<b>13,155</b>	:	:	<b>647</b>	:	:	<b>4,286</b>	:	:	
<b>6 - Direct job creation</b>											
6.2	11 Socially useful work (LSU)	72,554	3,917	18,075	266	18	53	35,209	2,357	8,449	
<b>Total category 6 - Direct job creation</b>		<b>72,554</b>	<b>3,917</b>	<b>18,075</b>	<b>266</b>	<b>18</b>	<b>53</b>	<b>35,209</b>	<b>2,357</b>	<b>8,449</b>	

### C.3.8 LMP participants by measure and by type of action: Italia, 2002


 Category, measure number and name		Men and women						Women			Notes
		Total			Under 25s			Total			
		Stock	Entrants	Exits	Stock	Entrants	Exits	Stock	Entrants	Exits	
<b>7 - Start-up incentives</b>											
7	19 Loans for one-person businesses	-	-	-	-	-	-	-	-	-	
	55 [Component] Subsidies for the reinsertion of ex-LSU - Self-employed	n.s.	n.s.	n.s.	n.s.	n.s.	n.s.	n.s.	n.s.	n.s.	
	65 Relief for workers under 32 starting their own business	n.r.	:	:	n.r.	:	:	n.r.	:	:	
	85 Development of entrepreneurship (ESF co-financed measures 2000-2006)	n.r.	:	:	n.r.	:	:	n.r.	:	:	
	87 Support of integration into regular labour market (ESF co-financed measures 2000-2006)	n.r.	:	:	n.r.	:	:	n.r.	:	:	
<b>Total category 7 - Start-up incentives</b>		<b>n.s.</b>	<b>:</b>	<b>:</b>	<b>n.s.</b>	<b>:</b>	<b>:</b>	<b>n.s.</b>	<b>:</b>	<b>:</b>	
<b>8 - Out-of-work income maintenance and support</b>											
8.1	71 Mobility allowance	87,392	255,910	:	:	:	:	47,998	143,535	:	
	72 Ordinary unemployment benefit (outside agriculture)	108,198	378,158	378,158	:	:	:	64,708	228,851	228,851	3
	73 Ordinary unemployment benefit with reduced requirements (outside agriculture)	34,891	174,802	174,802	:	:	:	21,804	118,593	118,593	
	74 Ordinary unemployment benefit in the agricultural sector	49,426	200,629	200,629	:	:	:	16,628	67,686	67,686	
	75 Special unemployment benefit in the agricultural sector (66%)	53,205	215,982	215,982	:	:	:	30,147	122,892	122,892	
	76 Special unemployment benefit in the agricultural sector (40%)	2,088	7,366	7,366	:	:	:	1,080	3,858	3,858	
	77 Unemployment benefit with reduced requirements in the agricultural sector	4,836	20,333	:	138	577	:	73	:	:	
	88 Special unemployment benefit in the construction sector	16,383	47,237	:	364	1,161	:	314	828	:	
3a	Ordinary unemployment benefit in the construction sector	104,130	:	:	1,285	:	:	36,582	:	:	
8.2	80 Ordinary Wage Compensation Fund	68,180*	:	:	:	:	:	:	:	:	
	81 Extraordinary Wage Compensation Fund	39,896*	:	:	:	:	:	:	:	:	
<b>Total category 8 - Out-of-work income maintenance and support</b>		<b>568,625*</b>	<b>:</b>	<b>:</b>	<b>:</b>	<b>:</b>	<b>:</b>	<b>:</b>	<b>:</b>	<b>:</b>	
<b>9 - Early retirement</b>											
9.2	16 Early retirement	129,780	2,132	:	:	:	:	27,931	184	:	
<b>Total category 9 - Early retirement</b>		<b>129,780</b>	<b>2,132</b>	<b>:</b>	<b>:</b>	<b>:</b>	<b>:</b>	<b>27,931</b>	<b>184</b>	<b>:</b>	

#### Notes


- 1 Data exclude persons aged under 18 who are assumed to have moved into apprenticeship directly from compulsory education - decision of the LMP Task Force on Apprenticeship, 2003.
- 2 Beneficiaries of defensive contracts are registered under measures I-80 and I-81 in category 8.
- 3 Entrants: total beneficiaries (new starts plus end-year stock).

C.3.9 LMP participants by measure and by type of action: Luxembourg, 2002

Number of participants

 Category, measure number and name	Men and women						Women			Notes	
	Total			Under 25s			Total				
	Stock	Entrants	Exits	Stock	Entrants	Exits	Stock	Entrants	Exits		
<b>0 - Public employment services (PES)</b> 0											
<b>Total category 0 - Public employment services (PES)</b>	-	-	-	-	-	-	-	-	-	-	
<b>1 - Intensive counselling and job-search assistance</b> 1											
<b>Total category 1 - Intensive counselling and job-search assistance</b>	-	-	-	-	-	-	-	-	-	-	
<b>2 - Training</b>											
2 26 Training course for vocational reinsertion	118	272	:	-	-	-	38	:	:	:	
2.1 11 Training for entering or re-entering the labour market	:	:	:	:	:	:	:	:	:	:	
12 Vocational retraining (workers)	:	:	:	:	:	:	:	:	:	:	
2.2 24 Temporary auxiliary contract	1,082	1,951	:	808	:	:	467	:	:	:	
25 Training course of insertion in enterprise	125	193	:	89	:	:	19	39	:	:	
2.4 29 Apprenticeship for adults	187	:	:	:	:	:	79	:	:	:	1
<b>Total category 2 - Training</b>	:	:	:	:	:	:	:	:	:	:	
<b>3 - Job rotation and job sharing</b> 3											
<b>Total category 3 - Job rotation and job sharing</b>	-	-	-	-	-	-	-	-	-	-	
<b>4 - Employment incentives</b>											
4 3 Aid to re-enter the labour market	:	1,326	:	:	:	:	:	:	:	:	
4.1 6 Aid for employing long-term and older unemployed	:	189	:	:	:	:	:	:	:	:	
7 Mobility allowance	:	91	:	:	:	:	:	:	:	:	
9 Income tax reduction for employing unemployed people	:	335	:	:	:	:	:	:	:	:	
<b>Total category 4 - Employment incentives</b>	:	<b>1,941</b>	:	:	:	:	:	:	:	:	
<b>5 - Integration of the disabled</b>											
5.1 21 Measures of professional (re)integration of disabled workers	:	506	:	:	54*	:	:	121	:	:	
22 Adaptation of the workplace for disabled workers	:	3	:	:	:	:	:	:	:	:	
23 Creation of positions for the disabled	:	580	:	:	:	:	:	:	:	:	
27 Reimbursement of supplementary leave for disabled workers	:	50	:	:	:	:	:	:	:	:	
5.3 20 Vocational training and retraining measures for disabled workers	:	12	:	:	:	:	:	:	:	:	
<b>Total category 5 - Integration of the disabled</b>	:	<b>1,151</b>	:	:	:	:	:	:	:	:	


### C.3.9 LMP participants by measure and by type of action: Luxembourg, 2002

 Category, measure number and name		Men and women						Women			Notes
		Total			Under 25s			Total			
		Stock	Entrants	Exits	Stock	Entrants	Exits	Stock	Entrants	Exits	
<b>6 - Direct job creation</b>											
6.1	13	Subsidies for the creation of jobs of socio-economic value	-	-	-	-	-	-	-	-	2
6.2	2	Extraordinary works of general interest	77	:	:	-	:	:	:	:	
	10	Pool of assistants	189	599	:	40	:	:	63	:	
	28	Socially useful works	106	:	:	20	:	:	53	:	
<b>Total category 6 - Direct job creation</b>			<b>372</b>	<b>:</b>	<b>:</b>	<b>60</b>	<b>:</b>	<b>:</b>	<b>:</b>	<b>:</b>	
<b>7 - Start-up incentives</b>											
7	14	Subsidies for the creation of businesses by the unemployed	:	8	:	:	:	:	:	:	
<b>Total category 7 - Start-up incentives</b>			<b>:</b>	<b>8</b>	<b>:</b>	<b>:</b>	<b>:</b>	<b>:</b>	<b>:</b>	<b>:</b>	
<b>8 - Out-of-work income maintenance and support</b>											
8.1	5	Unemployment compensation	2,775	5,634	:	:	:	:	1,236	:	
8.2	1	Partial unemployment benefit	:	1,160	:	:	:	:	:	:	
	4	Compensation for unemployment due to technical reasons or bad weather in the building sector	:	10,814	:	:	:	:	:	:	
8.5	8	Debt guarantee in case of employer closing down	:	1,551	:	:	:	:	:	:	
<b>Total category 8 - Out-of-work income maintenance and support</b>			<b>:</b>	<b>19,159</b>	<b>:</b>	<b>:</b>	<b>:</b>	<b>:</b>	<b>:</b>	<b>:</b>	
<b>9 - Early retirement</b>											
9.1	19	Early retirement	1,233	424	:	-	-	-	:	:	
<b>Total category 9 - Early retirement</b>			<b>1,233</b>	<b>424</b>	<b>:</b>	<b>-</b>	<b>-</b>	<b>-</b>	<b>:</b>	<b>:</b>	

#### Notes


- 1 Participants reported here correspond only to jobseekers registered at ADEM.
- 2 Measure not applied in 2002.

C.3.10 LMP participants by measure and by type of action: Nederland, 2002

 Category, measure number and name		Men and women						Women			Notes
		Total			Under 25s			Total			
		Stock	Entrants	Exits	Stock	Entrants	Exits	Stock	Entrants	Exits	
<b>0 - Public employment services (PES)</b>											
0	39 CWI - Centers for Work and Income	547,300	557,483	:	:	:	:	266,600	:	:	1
<b>Total category 0 - Public employment services (PES)</b>		<b>547,300</b>	<b>557,483</b>	:	:	:	:	<b>266,600</b>	:	:	
<b>1 - Intensive counselling and job-search assistance</b>											
1											
<b>Total category 1 - Intensive counselling and job-search assistance</b>		-	-	-	-	-	-	-	-	-	
<b>2 - Training</b>											
2	38 [Component] WIW - Jobseekers employment act - Activation & training	:	:	:	:	:	:	:	:	:	
	40 SVWW - Stimulation of fulfilling vacancies by unemployed and employed at risk	:	6,000	-	:	:	:	:	:	:	1
2.4	1 [Component] WVA - Act on reduction of employers tax and social security contributions - VO	82,500*	:	:	66,000*	:	:	:	:	:	2
<b>Total category 2 - Training</b>		:	:	:	:	:	:	:	:	:	
<b>3 - Job rotation and job sharing</b>											
3.1	37 Career break	113	:	:	:	:	:	:	:	:	3
<b>Total category 3 - Job rotation and job sharing</b>		<b>113</b>	:	:	:	:	:	:	:	:	
<b>4 - Employment incentives</b>											
4.1	1 [Component] WVA - Act on reduction of employers tax and social security contributions - VLW	71,250*	:	:	:	:	:	:	:	:	2
	14 RSP - Regulation on employment in domestic services	768	:	:	:	:	:	:	:	:	3
	38 [Component] WIW - Jobseekers employment act - Work experience contracts	:	:	:	:	:	:	:	:	:	
<b>Total category 4 - Employment incentives</b>		:	:	:	:	:	:	:	:	:	
<b>5 - Integration of the disabled</b>											
5.2	6 WSW - Sheltered employment act	89,797	6,650	5,173	:	:	:	21,200	2,331	1,234	3
<b>Total category 5 - Integration of the disabled</b>		<b>89,797</b>	<b>6,650</b>	<b>5,173</b>	:	:	:	<b>21,200</b>	<b>2,331</b>	<b>1,234</b>	
<b>6 - Direct job creation</b>											
6	3 Regulation on I/D-jobs for long-term unemployed (former WI1/EWLW)	49,780	10,482	5,100	:	:	:	26,820	:	:	3
6.1	38 [Component] WIW - Jobseekers employment act - Employment contracts & outplacement	:	:	:	:	:	:	:	:	:	
<b>Total category 6 - Direct job creation</b>		:	:	:	:	:	:	:	:	:	




### C.3.10 LMP participants by measure and by type of action: Nederland, 2002

 Category, measure number and name		Men and women						Women			Notes
		Total			Under 25s			Total			
		Stock	Entrants	Exits	Stock	Entrants	Exits	Stock	Entrants	Exits	
<b>7 - Start-up incentives</b>											
7											
<b>Total category 7 - Start-up incentives</b>		-	-	-	-	-	-	-	-	-	
<b>8 - Out-of-work income maintenance and support</b>											
8.1	31 WW - Unemployment insurance	185,000	297,270	270,460	:	:	:	77,990	125,685	120,995	3
	32 TW - Supplementary benefits	128,400	:	:	:	:	:	:	:	:	3
	33 Abw - National assistance benefit (IOAW and IOAZ included)	341,490	101,830	102,580	:	:	:	197,025	48,810	50,665	4
	34 IOAW - Income provisions for older or partially disabled, formerly unemployed persons	-	-	-	-	-	-	-	-	-	4
	35 IOAZ - Income provisions for older or partially disabled, formerly self-employed persons	-	-	-	-	-	-	-	-	-	4
<b>Total category 8 - Out-of-work income maintenance and support</b>		<b>654,890</b>	<b>:</b>	<b>:</b>	<b>:</b>	<b>:</b>	<b>:</b>	<b>:</b>	<b>:</b>	<b>:</b>	
<b>9 - Early retirement</b>											
9											
<b>Total category 9 - Early retirement</b>		-	-	-	-	-	-	-	-	-	


#### Notes

- 1 Stock: end-year figure.
- 2 Stock: estimate of full-time equivalents based on total expenditure and the fixed rate tax reduction allowable per person per year for both VO and VLW (2400 Euros)
- 3 Stock: average of two year-end figures.
- 4 Participants for measures NL-34 IOAW and NL-35 IOAZ are included under NL-33 ABW


**C.3.11 LMP participants by measure and by type of action: Österreich, 2002**
*Number of participants*

 Category, measure number and name	Men and women						Women			Notes
	Total			Under 25s			Total			
	Stock	Entrants	Exits	Stock	Entrants	Exits	Stock	Entrants	Exits	
<b>0 - Public employment services (PES)</b>										
0 24 Counselling and support of employment seekers & services to enterprises (AMS)	:	:	:	:	:	:	:	:	:	:
<b>Total category 0 - Public employment services (PES)</b>	:	:	:	:	:	:	:	:	:	:
<b>1 - Intensive counselling and job-search assistance</b>										
1 16 External labour market consultation and support	n.r.	29,402	29,060	n.r.	5,278	5,317	n.r.	15,325	15,265	
28 Interview allowance	n.r.	12,440	12,440	n.r.	2,907	2,907	n.r.	4,070	4,070	
<b>Total category 1 - Intensive counselling and job-search assistance</b>	-	<b>41,842</b>	<b>41,500</b>	-	<b>8,185</b>	<b>8,224</b>	-	<b>19,395</b>	<b>19,335</b>	
<b>2 - Training</b>										
2 18 [Component] Employment foundations - Training and guidance	4,413	5,879	4,730	761	1,120	843	1,532	1,864	1,699	1
45 Community initiative EMPLOYMENT	-	-	-	-	-	-	-	-	-	2
46 Community initiative ADAPT	-	-	-	-	-	-	-	-	-	2
2.1 7 Promotion of occupational mobility - course cost and course related cost	29,338	150,159	146,588	9,444	38,264	36,984	15,491	77,437	76,216	
8 Promotion of occupational mobility - living allowance	29,225	132,410	127,529	9,516	35,360	33,866	14,841	66,184	64,377	
9 Unemployment benefit (ALG) for training after parental leave	22	141	160	2	22	21	21	136	156	
12 Support for training in institutions	22,083	118,039	111,884	8,175	38,692	35,113	11,446	59,331	57,251	
25 [Component] Further training allowance - Institutional training	982	1,552	812	170	328	174	637	898	481	3
2.2 13 Support for training in enterprises	8,908	63,754	64,688	1,574	11,093	11,222	7,430	52,494	52,713	
2.4 11 Promotion of apprenticeship training and vocational training	3,556	3,670	3,951	3,495	3,631	3,873	1,586	1,640	1,737	
31 JASG apprenticeship foundations	211*	-	639*	211*	-	639*	121*	-	366*	
32 JASG training courses	1,750*	7,825*	4,593*	1,750*	7,825*	4,593*	888*	4,013*	2,320*	
<b>Total category 2 - Training</b>	<b>100,488*</b>	<b>483,429*</b>	<b>465,574*</b>	<b>35,098*</b>	<b>136,335*</b>	<b>127,328*</b>	<b>53,993*</b>	<b>263,997*</b>	<b>257,316*</b>	
<b>3 - Job rotation and job sharing</b>										
3.1 25 [Component] Further training allowance - Job rotation	n.s.	n.s.	n.s.	n.s.	n.s.	n.s.	n.s.	n.s.	n.s.	3
26 Solidarity subsidy (SOL)	30*	20*	8*	5*	2*	2*	13*	11*	6*	
<b>Total category 3 - Job rotation and job sharing</b>	<b>30*</b>	<b>20*</b>	<b>8*</b>	<b>5*</b>	<b>2*</b>	<b>2*</b>	<b>13*</b>	<b>11*</b>	<b>6*</b>	

### C.3.11 LMP participants by measure and by type of action: Österreich, 2002

 Category, measure number and name		Men and women						Women			Notes
		Total			Under 25s			Total			
		Stock	Entrants	Exits	Stock	Entrants	Exits	Stock	Entrants	Exits	
<b>4 - Employment incentives</b>											
4.1	5 Promotion of regional mobility and entry into employment - travel allowance	1,111	1,712	1,913	872	1,193	1,348	636	1,031	1,184	
	6 Promotion of regional mobility and entry into employment - childcare allowance	5,400	12,307	13,996	568	1,278	1,505	5,293	12,060	13,725	
	15 Integration subsidy (BEB, BESEB, EB)	9,504	17,498	19,004	1,239	2,336	2,209	4,795	8,654	9,292	
4.2	19 Promotion of investment and restructuring	:	8,029	:	:	:	:	:	:	:	4
	30 Bonus part of the incentive-disincentive system for elderly workers	25,721	22,457	23,773	-	-	-	8,756	7,756	8,735	
<b>Total category 4 - Employment incentives</b>		:	<b>62,003</b>	:	:	:	:	:	:	:	
<b>5 - Integration of the disabled</b>											
5.1	34 Work adjustment backup system and job assistance for the disabled	:	9,403	:	:	:	:	:	4,129	:	5
	37 Support for employment of the disabled through the BSBs	:	11,367	:	:	742	:	:	4,240	:	5
5.2	43 Subsidies for contracted out work (BSB)	n.r.	4,440	:	n.r.	:	:	n.r.	:	:	
	44 Integration enterprises (BSB)	1,741	168	176	92	:	:	595	:	:	6
5.3	35 Vocational training for the disabled	:	10,095	:	:	:	:	:	3,986	:	
<b>Total category 5 - Integration of the disabled</b>		:	<b>35,473</b>	:	:	:	:	:	:	:	
<b>6 - Direct job creation</b>											
6.1	27 Childcare institutions	506	444	605	71	60	90	504	442	603	
6.2	14 Socio-economic enterprises (SÖB) and non-profit employment projects (GBP)	4,141	9,496	9,196	866	2,189	1,824	2,033	4,150	4,000	
	29 Support for integration in the non-profit sector (GEB)	34	-	35	12	-	10	18	-	19	
<b>Total category 6 - Direct job creation</b>		<b>4,681</b>	<b>9,940</b>	<b>9,836</b>	<b>949</b>	<b>2,249</b>	<b>1,924</b>	<b>2,555</b>	<b>4,592</b>	<b>4,622</b>	
<b>7 - Start-up incentives</b>											
7	17 Business start-up programme (GB)	703	2,774	2,716	41	161	151	230	932	881	
	18 [Component] Employment foundations - Support for business start-ups	n.s.	n.s.	n.s.	n.s.	n.s.	n.s.	n.s.	n.s.	n.s.	1
<b>Total category 7 - Start-up incentives</b>		<b>703</b>	<b>2,774</b>	<b>2,716</b>	<b>41</b>	<b>161</b>	<b>151</b>	<b>230</b>	<b>932</b>	<b>881</b>	


### C.3.11 LMP participants by measure and by type of action: Österreich, 2002

 Category, measure number and name		Men and women						Women			Notes	
		Total			Under 25s			Total				
		Stock	Entrants	Exits	Stock	Entrants	Exits	Stock	Entrants	Exits		
<b>8 - Out-of-work income maintenance and support</b>												
8.1	1	Unemployment benefit	132,676	588,464	584,944	23,952	134,994	130,178	52,637	226,962	225,019	
	2	Unemployment assistance	82,850	198,110	201,318	7,275	32,589	30,247	34,998	84,697	88,653	
	36	Special unemployment assistance	3,275	958	7,202	459	179	937	3,228	928	7,131	
8.2	20	Short-time working allowance	n.r.	5,746	5,746	n.r.	-	-	n.r.	1,274	1,274	
	21	Bad weather compensation	2,569*	:	:	:	:	:	:	:	:	
8.5	33	Insolvency-bankruptcy compensation	n.r.	33,560*	:	n.r.	:	:	n.r.	:	:	
<b>Total category 8 - Out-of-work income maintenance and support</b>			<b>221,370*</b>	:	:	:	:	:	:	:	:	
<b>9 - Early retirement</b>												
9.2	3	Transfer benefits to facilitate transition into retirement - Special support (SUG)	2,027	:	:	-	-	-	69	:	:	
	4	Benefits to facilitate transition into retirement - Pension	16,366	40,640	24,743	90	344	239	5,767	15,509	9,168	7
	49	Part-time pay/support for older workers	17,411	15,114	927	-	-	-	8,552	7,175	440	
<b>Total category 9 - Early retirement</b>			<b>35,804</b>	:	:	<b>90</b>	<b>344</b>	<b>239</b>	<b>14,388</b>	:	:	


#### Notes

- 1 Mixed measure (categories 2 and 7) - it is not possible to separate the data so all participants are allocated to training, which is the most important component.
- 2 Participation in the measure has ended.
- 3 Mixed measure (categories 2 and 3) - it is not possible to separate the data so all participants are allocated to training, which is the most important component.
- 4 Entrants: number of jobs promoted and secured during the year. 1,341 of these were newly created jobs.
- 5 Entrants: total beneficiaries (new starts plus end-year stock).
- 6 Stock: end-year figure.
- 7 Includes some applicants for invalidity pension.


C.3.12 LMP participants by measure and by type of action: Portugal, 2002

 Category, measure number and name		Men and women						Women			Notes
		Total			Under 25s			Total			
		Stock	Entrants	Exits	Stock	Entrants	Exits	Stock	Entrants	Exits	
<b>0 - Public employment services (PES)</b>											
0	95 Administration and public employment service	:	:	:	:	:	:	:	:	:	
<b>Total category 0 - Public employment services (PES)</b>		:	:	:	:	:	:	:	:	:	
<b>1 - Intensive counselling and job-search assistance</b>											
1											
<b>Total category 1 - Intensive counselling and job-search assistance</b>		-	-	-	-	-	-	-	-	-	
<b>2 - Training</b>											
2	96 [Component] Integration enterprises -	2,576	1,903	1,801	417*	308	241	1,998	1,492	1,359	1
	99 PROFIJ - Training programme for the integration of youngsters (Azores)	108	86	153	108	86	153	38	47	88	
2.1	14 Training grants for workers	189	71	213	37*	14	53	111	28	114	
	63 Initial training (excluding apprenticeship)	2,327*	6,488	7,425	2,057*	5,338	6,136	1,163*	3,342	4,062	2
	64 Training for unemployed	3,087*	18,089	19,076	837*	5,277	5,403	2,080*	12,147	12,933	3
	67 Special training for disadvantaged groups	228*	5,229	7,928	:	1,540	2,082	143*	3,871	6,170	3
	103 Intervention for vocational training and employment	n.s.	105	:	n.s.	:	:	n.s.	:	:	4
	115 Vocational training for young and adults	1,306	2,368	2,902	691	1,221	1,330	837	1,454	2,069	
2.2	21 [Component] Promotion of vocational training and employment to conserve the cultural heritage -	83	-	57	31*	-	21	55	-	42	5
	22 Practical vocational training	6,335	8,028	7,628	3,448*	4,369	3,259	4,341	5,485	5,221	
	98 Placement programme (Azores)	247	111	136	147	68	79	137	75	62	
	105 Practical vocational training aiming at socio-professional integration	n.s.	624	:	n.s.	:	:	n.s.	:	:	4
2.3	9 Training/employment schemes for young people, specialists, managers and adults	98	-	156	24*	-	38	72	-	129	5
	20 Vocational training workshops programme	1,540	1,712	2,059	289*	321	346	1,234	1,310	1,683	
	112 Youth training and employment (Madeira)	25	93	49	25	93	49	24	81	43	
	113 Adult training and employment (Madeira)	29	53	64	-	-	-	28	47	64	
2.4	7 Apprenticeship training for young people	2,811*	4,954*	2,936*	2,776*	4,928*	2,888*	891*	1,766*	930*	6
<b>Total category 2 - Training</b>		<b>20,989*</b>	<b>49,914*</b>	:	:	:	:	<b>13,152*</b>	:	:	
<b>3 - Job rotation and job sharing</b>											
3.1	116 Employment-training rotation program	n.s.	44	:	n.s.	:	:	n.s.	:	:	4
<b>Total category 3 - Job rotation and job sharing</b>		-	<b>44</b>	:	-	:	:	-	:	:	


C.3.12 LMP participants by measure and by type of action: Portugal, 2002

 Category, measure number and name		Men and women						Women			Notes
		Total			Under 25s			Total			
		Stock	Entrants	Exits	Stock	Entrants	Exits	Stock	Entrants	Exits	
<b>4 - Employment incentives</b>											
4	96 [Component] Integration enterprises -	2,576	1,903	1,801	417*	308	241	1,998	1,492	1,359	1
	101 Incentives for geographical mobility	-	-	-	-	-	-	-	-	-	7
	117 PREAMP - Regional employment plan in the metropolitan area of Porto	-	-	-	-	-	-	-	-	-	7
	122 Social employment market (Azores)	4	4	4	1	1	1	2	2	2	
4.1	23 Subsidies for permanent employment contracts	:	1,575	:	:	721	:	:	1,162	:	
	24 Local employment initiatives - ILE	:	2,055	:	:	488	:	:	1,121	:	
	29 Job creation for young people through exemptions from compulsory social security contributions	:	141,623*	:	:	:	:	:	:	:	4
	37 Exemption from social security contributions to promote recruitment of long-term unemployed	:	10,133*	:	:	:	:	:	:	:	4
	62 Salary compensation	:	:	:	:	:	:	:	:	:	
	80 Local employment initiatives -ILE (Madeira)	n.r.	31	31	n.r.	13	13	n.r.	7	7	
	87 [Component] Employment incentives (Azores) -	-	-	-	-	-	-	-	-	-	7
	106 Premium for socio-vocational integration	n.r.	56	:	n.r.	:	:	n.r.	:	:	4
	107 Employment incentive	:	775	:	:	:	:	:	:	:	4
	118 PREA - Regional employment plan in Alentejo	-	-	-	-	-	-	-	-	-	7
4.2	87 [Component] Employment incentives (Azores) -	-	-	-	-	-	-	-	-	-	7
Mixed	87 Employment incentives (Azores)	-	-	-	-	-	-	-	-	-	7
<b>Total category 4 - Employment incentives</b>		:	:	:	:	:	:	:	:	:	
<b>5 - Integration of the disabled</b>											
5.1	31 Reduction of social security contributions to facilitate vocational integration of disabled persons	:	3,254*	:	:	:	:	:	:	:	4
	68 Promotion of socio-professional integration of disabled	:	574	:	:	280	:	:	227	:	4
	69 Self-employment for disabled	n.r.	41	:	n.r.	3	:	n.r.	14	:	4
	91 Support for the social and vocational integration of disabled - wage cost subsidies (Azores)	1	1	1	-	-	-	-	-	-	5
	92 Self-employment for the disabled (Azores)	-	-	-	-	-	-	-	-	-	7
5.2	33 Sheltered employment	397	62	44	:	19	9	156	21	14	
5.3	34 Vocational preparation schemes for disabled persons	:	7,615	:	:	:	:	:	:	:	4
	84 Regional centre for professional training of disabled (Madeira)	107	33	54	104*	32	50	26*	8	28	
<b>Total category 5 - Integration of the disabled</b>		:	<b>11,580</b>	:	:	:	:	:	:	:	

### C.3.12 LMP participants by measure and by type of action: Portugal, 2002

 Category, measure number and name		Men and women						Women			Notes
		Total			Under 25s			Total			
		Stock	Entrants	Exits	Stock	Entrants	Exits	Stock	Entrants	Exits	
<b>6 - Direct job creation</b>											
6.1	97 INTEGRA - Programme for adult integration (Azores)	16	7	7	12	2	2	12	6	6	
6.2	3 Employment scheme for persons in receipt of unemployment benefits	13,628	21,925	19,511	1,386*	2,240	1,926	10,620	17,279	15,501	
	4 Employment scheme for unemployed persons in need	4,192	7,929	6,880	839*	1,587	1,359	3,200	5,930	5,272	
	86 Programme for temporary placement of those receiving unemployment benefit (Azores)	298	263	250	72	65	62	231	201	193	
	89 Social programme for occupation of temporarily unemployed (Azores)	-	-	-	-	-	-	-	-	-	7
	110 Occupational program for adult unemployed (Madeira)	95	207	171	-	-	-	76	156	135	
	111 Youth work experience (Madeira)	43	124	120	43	124	120	33	102	99	
	114 Social employment scheme for the unemployed - PROSA (Azores)	415	242	657	70	60	130	283	155	438	
	119 Insertion-Employment program	:	6,262	:	:	:	:	:	:	:	4
<b>Total category 6 - Direct job creation</b>		:	<b>36,959</b>	:	:	:	:	:	:	:	
<b>7 - Start-up incentives</b>											
7	21 [Component] Promotion of vocational training and employment to conserve the cultural heritage -	n.r.	n.s.	n.s.	n.r.	n.s.	n.s.	n.r.	n.s.	n.s.	5
	25 Subsidies for creation of self-employed	n.r.	1,890	:	n.r.	64	:	n.r.	704	:	
	26 Support for entry into self-employment	33*	4	3*	:	-	:	21*	2	:	5,8
	90 Local initiatives for job creation (Azores)	n.r.	4	4	n.r.	1	1	n.r.	3	3	5
	108 Incentives for self-employment	n.r.	24	:	n.r.	:	:	n.r.	:	:	4
<b>Total category 7 - Start-up incentives</b>		<b>33*</b>	<b>1,922</b>	:	:	:	:	<b>21*</b>	:	:	
<b>8 - Out-of-work income maintenance and support</b>											
8.1	75 Unemployment subsidy	213,914	99,626	55,641	16,183	10,567	7,377	118,378	56,241	28,651	
	76 Unemployment assistance	156,231	57,728	74,543	25,880	14,921	16,895	100,912	37,338	47,061	
8.2	1 Short-time working or temporary suspension of employment	:	:	:	:	:	:	:	:	:	
8.3	104 Partial unemployment benefit	:	:	:	:	:	:	:	:	:	
8.5	61 Payment of backdated earnings from bankrupt or insolvent firms	:	:	:	:	:	:	:	:	:	
<b>Total category 8 - Out-of-work income maintenance and support</b>		:	:	:	:	:	:	:	:	:	

### C.3.12 LMP participants by measure and by type of action: Portugal, 2002

 Category, measure number and name	Men and women						Women			Notes
	Total			Under 25s			Total			
	Stock	Entrants	Exits	Stock	Entrants	Exits	Stock	Entrants	Exits	
<b>9 - Early retirement</b>										
9.2 41 Early retirement agreements between workers and employers	65,417	:	:	-	-	-	16,558	:	:	9
44 Early retirement for the elderly unemployed	-	-	-	-	-	-	-	-	-	9
<b>Total category 9 - Early retirement</b>	<b>65,417</b>	<b>:</b>	<b>:</b>	<b>-</b>	<b>-</b>	<b>-</b>	<b>16,558</b>	<b>:</b>	<b>:</b>	


#### Notes

- 1 Mixed measure (categories 2 and 4). Participants are the same in each category and should not be added together.
- 2 Coverage different between variables: Entrants and exits - regular placements organised through the PES on the mainland and Madeira (IEFP+DRFP) plus persons placed through the ESF (IGFSE); Stocks - regular placements only (IEFP+DRFP).
- 3 Coverage different between variables: Entrants and exits - regular placements organised through the PES on the mainland (IEFP) plus persons placed through the ESF (IGFSE); Stocks - regular placements only (IEFP).
- 4 Entrants: total beneficiaries (new starts plus end-year stock).
- 5 Measure coming to an end.
- 6 Data not comparable with previous years. Figures refer only to participants without compulsory schooling - decision of the LMP Task Force on apprenticeship, 2003.
- 7 Measure not applied in 2002.
- 8 Coverage different between variables: Stocks - mainland only (IEFP); Entrants - mainland and Madeira (IEFP+DRFP); Exits - Madeira only (DRFP).
- 9 Participants of measure P-44 are included in P-41.




C.3.13 LMP participants by measure and by type of action: Suomi/Finland, 2002


Number of participants

 Category, measure number and name	Men and women						Women			Notes
	Total			Under 25s			Total			
	Stock	Entrants	Exits	Stock	Entrants	Exits	Stock	Entrants	Exits	
<b>0 - Public employment services (PES)</b>										
0 5 Mobility allowance	n.r.	15,688	15,688	n.r.	5,871	5,871	n.r.	:	:	1
18 Placement services	523,486	810,357	497,473	72,371	169,818	:	279,407	423,523	:	2
21 Training and vocational information services	n.r.	410,400	410,400	n.r.	:	:	n.r.	:	:	1
0Adj - Adjustment for double counting	-	-426,088	-426,088	-	-5,871	-5,871	-	-	-	3
<b>Total category 0 - Public employment services (PES)</b>	<b>523,486</b>	<b>810,357</b>	<b>497,473</b>	<b>72,371</b>	<b>:</b>	<b>:</b>	<b>279,407</b>	<b>:</b>	<b>:</b>	
<b>1 - Intensive counselling and job-search assistance</b>										
1 20 Vocational guidance	n.r.	33,150	:	n.r.	12,113	:	n.r.	:	:	2
<b>Total category 1 - Intensive counselling and job-search assistance</b>	<b>-</b>	<b>33,150</b>	<b>:</b>	<b>-</b>	<b>12,113</b>	<b>:</b>	<b>-</b>	<b>:</b>	<b>:</b>	
<b>2 - Training</b>										
2.1 6 Labour market training	26,346	79,376	68,519	4,340*	13,077	12,117	13,620*	41,036	35,779	
17 Support for self-motivated training for unemployed persons	1,192	1,183	:	-	-	-	847*	841	:	
24 The adult training supplement of the training and redundancy fund	1,246	2,901	:	-	-	-	702*	1,635	:	4
2.2 12 Employment subsidy for coaching for working life	740	3,326	3,170	220	944	:	533	2,410	:	
15 Trainee work/coaching for working life with labour market	9,437	34,766	34,061	6,591	24,104	:	6,139	22,003	:	
2.4 7 Apprenticeship for the unemployed	3,902	3,797	3,869	1,689	1,806	:	2,017	1,860	:	
2Adj - Adjustment for double counting	-624	-1,453	:	-	-	:	-352	-819	:	3
<b>Total category 2 - Training</b>	<b>42,239</b>	<b>123,896</b>	<b>:</b>	<b>12,840*</b>	<b>39,931</b>	<b>:</b>	<b>23,506*</b>	<b>68,966</b>	<b>:</b>	
<b>3 - Job rotation and job sharing</b>										
3.1 16 Job rotation	5,199	9,312	:	993*	1,787	:	3,744	6,654	:	
3.2 13 Part-time pay supplement	2,585	4,431	4,341	185	359	:	2,349	4,036	:	
<b>Total category 3 - Job rotation and job sharing</b>	<b>7,784</b>	<b>13,743</b>	<b>:</b>	<b>1,178*</b>	<b>2,146</b>	<b>:</b>	<b>6,093</b>	<b>10,690</b>	<b>:</b>	
<b>4 - Employment incentives</b>										
4.1 10 Employment subsidy, private companies	2,855	6,546	6,461	522	1,370	:	1,681	3,677	:	
35 Combined subsidy	15,051	25,540	21,825	433	816	:	9,015	14,279	:	
<b>Total category 4 - Employment incentives</b>	<b>17,906</b>	<b>32,086</b>	<b>28,286</b>	<b>955</b>	<b>2,186</b>	<b>:</b>	<b>10,696</b>	<b>17,956</b>	<b>:</b>	

C.3.13 LMP participants by measure and by type of action: Suomi/Finland, 2002

 Category, measure number and name		Men and women						Women			Notes	
		Total			Under 25s			Total				
		Stock	Entrants	Exits	Stock	Entrants	Exits	Stock	Entrants	Exits		
<b>5 - Integration of the disabled</b>												
5.2	34	Employment supporting activity of the municipalities	2,837*	3,000*	:	201*	213*	:	1,135*	1,200*	:	2,5
5.3	22	Vocational rehabilitation	880	17,546	:	:	:	:	:	:	:	6
	25	Rehabilitation activities of the social insurance institution	4,461	16,653	:	868*	3,242	:	:	:	:	2
	26	Rehabilitation activities of the employment pension scheme	1,460	4,969	2,017	:	:	:	752	2,561	:	2
	27	Rehabilitation activities of the accident and traffic insurance	630*	1,900	:	:	:	:	:	:	:	2
<b>Total category 5 - Integration of the disabled</b>			<b>10,268*</b>	<b>44,068*</b>	:	:	:	:	:	:	:	
<b>6 - Direct job creation</b>												
6.2	8	Temporary government employment	2,515	4,816	4,494	94	215	:	1,389	2,300	:	
	9	Employment subsidy, municipalities	8,862	17,906	18,409	1,298	3,278	:	6,181	12,456	:	
	36	Rehabilitative work experience	597	3,165	:	93*	494	:	261*	1,385	:	
<b>Total category 6 - Direct job creation</b>			<b>11,974</b>	<b>25,887</b>	:	<b>1,485*</b>	<b>3,987</b>	:	<b>7,831*</b>	<b>16,141</b>	:	
<b>7 - Start-up incentives</b>												
7	11	Start-up grant	1,817	3,728	3,491	178	411	:	882	1,814	:	
<b>Total category 7 - Start-up incentives</b>			<b>1,817</b>	<b>3,728</b>	<b>3,491</b>	<b>178</b>	<b>411</b>	:	<b>882</b>	<b>1,814</b>	:	
<b>8 - Out-of-work income maintenance and support</b>												
8.1	1	Earnings-related unemployment allowance	116,340	280,813	:	4,699*	11,342	:	64,380*	155,396	:	2
	2	Basic unemployment allowance	14,073	46,565	:	2,781*	9,203	:	6,258*	20,707	:	2
	4	Labour market support (passive component)	131,086	200,867	:	:	:	:	:	:	:	2
8.2	30	Earnings related adjusted unemployment allowance as partial unemployment benefit	647	6,186	:	:	:	:	:	:	:	2
	32	Adjusted basic unemployment allowance or labour market support as partial unemployment benefit	12	126	:	:	:	:	:	:	:	2
8.3	31	Earnings related adjusted unemployment allowance as part-time unemployment benefit	18,721	69,932	:	:	:	:	:	:	:	2
	33	Adjusted basic unemployment allowance or labour market support as part-time unemployment benefit	13,522	52,612	:	:	:	:	:	:	:	2
8.4	23	Redundancy payment	n.r.	7,649	7,649	n.r.	-	-	n.r.	3,567	3,567	
8.5	28	Pay security	n.r.	8,270	8,270	n.r.	:	:	n.r.	:	:	
<b>Total category 8 - Out-of-work income maintenance and support</b>			<b>294,401</b>	<b>673,020</b>	:	:	:	:	:	:	:	

### C.3.13 LMP participants by measure and by type of action: Suomi/Finland, 2002


 Category, measure number and name	Men and women						Women			Notes
	Total			Under 25s			Total			
	Stock	Entrants	Exits	Stock	Entrants	Exits	Stock	Entrants	Exits	
<b>9 - Early retirement</b>										
9.2 3 Unemployment pension	54,668	10,590	11,711	-	-	-	28,719	5,531	6,065	
<b>Total category 9 - Early retirement</b>	<b>54,668</b>	<b>10,590</b>	<b>11,711</b>	<b>-</b>	<b>-</b>	<b>-</b>	<b>28,719</b>	<b>5,531</b>	<b>6,065</b>	

#### Notes

- 1 Participants are all registered jobseekers counted in Placement services (FIN-18) and the figures should not be added together.
- 2 Entrants: total beneficiaries (new starts plus end-year stock).
- 3 Adjustment to eliminate double counting where the same person benefits from more than one measure at the same time. See notes for individual measures in the category for details.
- 4 50.1% of the entrants are also counted as participants in Labour market training (FIN-6).
- 5 Stock: end-year figure.
- 6 Entrants: total number of activities financed by the Labour Administration. A person in rehabilitation usually benefits from various activities during rehabilitation (examinations, ability testing, job trials, etc).


C.3.14 LMP participants by measure and by type of action: Sverige, 2002

Number of participants


 Category, measure number and name	Men and women						Women			Notes
	Total			Under 25s			Total			
	Stock	Entrants	Exits	Stock	Entrants	Exits	Stock	Entrants	Exits	
<b>0 - Public employment services (PES)</b>										
0 19 Placement service	155,376	608,176	579,134	27,837	174,973	165,013	66,957	274,066	268,472	
20 Vocational guidance service	27,215	105,023	105,359	4,564	29,399	28,613	12,064	47,563	47,816	
42 Activity Guarantee	:	:	:	:	:	:	:	:	:	
<b>Total category 0 - Public employment services (PES)</b>	<b>:</b>	<b>:</b>	<b>:</b>	<b>:</b>	<b>:</b>	<b>:</b>	<b>:</b>	<b>:</b>	<b>:</b>	
<b>1 - Intensive counselling and job-search assistance</b>										
1										
<b>Total category 1 - Intensive counselling and job-search assistance</b>	<b>-</b>	<b>-</b>	<b>-</b>	<b>-</b>	<b>-</b>	<b>-</b>	<b>-</b>	<b>-</b>	<b>-</b>	
<b>2 - Training</b>										
2 14 Employability rehabilitation programme	6,676	22,595	18,208	798	2,842	2,220	3,163	10,759	8,760	1
43 Activities within counselling, guidance and placement services	22,585	54,744	43,074	783	3,555	2,979	10,760	24,965	19,744	
47 Projects with Employment Policy Orientation	3,981	4,621	2,905	36	586	386	1,483	2,341	1,372	
2.1 6 Computer/activity centres	4,995	21,269	20,450	710	3,697	3,566	2,681	11,154	10,870	
11 On-the-job training	295*	:	:	:	:	:	:	:	:	2
22 Study allowance for the unemployed (SVUXA)	10,359	:	:	405*	:	:	7,701*	:	:	3,4
39 Adult education initiative	80,407	:	:	-	:	:	51,766	:	:	5
41 [Component] Special training grant (UBS) - Unemployed	32,734*	:	:	-	:	:	23,695*	:	:	3,6
49 Preparatory Training Courses	15,536	56,371	50,439	2,101	9,468	8,231	7,866	26,492	23,900	
50 Employment Training	12,996	29,787	26,851	2,085	5,632	4,574	5,799	11,821	10,734	
2.2 3 International practice scholarship	287*	502	:	:	:	:	:	:	:	
2Adj - Adjustment for double counting	-11,689	:	:	-	:	:	-8,461	:	:	7
<b>Total category 2 - Training</b>	<b>190,851*</b>	<b>:</b>	<b>:</b>	<b>:</b>	<b>:</b>	<b>:</b>	<b>:</b>	<b>:</b>	<b>:</b>	
<b>3 - Job rotation and job sharing</b>										
3.1 41 [Component] Special training grant (UBS) - Employees with replacement	1,934*	:	:	-	:	:	1,400*	:	:	3,6
53 Career Break	1,172*	2,131	:	:	:	:	410*	745	:	8
<b>Total category 3 - Job rotation and job sharing</b>	<b>3,106*</b>	<b>:</b>	<b>:</b>	<b>:</b>	<b>:</b>	<b>:</b>	<b>1,810*</b>	<b>:</b>	<b>:</b>	

C.3.14 LMP participants by measure and by type of action: Sverige, 2002

Number of participants

 Category, measure number and name	Men and women						Women			Notes
	Total			Under 25s			Total			
	Stock	Entrants	Exits	Stock	Entrants	Exits	Stock	Entrants	Exits	
<b>4 - Employment incentives</b>										
4.1 7 Municipal youth programme	3,623	11,727	11,409	3,623	11,727	11,409	1,807	5,664	5,504	
15 Mobility allowance	n.r.	23,267	:	n.r.	:	:	n.r.	:	:	
31 Youth guarantee	4,954	15,398	13,972	4,946	15,391	13,485	2,018	6,258	5,741	
35 Work Experience	19,302	59,523	56,584	1,761	8,572	8,016	8,248	26,475	25,552	
36 General recruitment incentive	2,944	6,551	6,633	544	1,281	1,169	989	2,188	2,177	
37 Extended recruitment incentive (for persons enrolled with the PES for 2 years)	7,987	6,231	9,424	316	351	308	2,955	2,264	3,339	
44 Special recruitment incentive	1,813	509	511	-	-	-	776	207	184	
45 Extended recruitment incentive (for persons enrolled with the PES for 4 years)	3,981	3,106	2,260	36	41	18	1,483	1,143	791	
<b>Total category 4 - Employment incentives</b>	<b>44,604</b>	<b>126,312</b>	<b>:</b>	<b>11,226</b>	<b>:</b>	<b>:</b>	<b>18,276</b>	<b>:</b>	<b>:</b>	
<b>5 - Integration of the disabled</b>										
5.1 12 Wage subsidies	54,684	17,163	13,381	1,518	1,237	667	21,248	6,477	5,046	
40 Workplace adjustment grants	n.r.	:	:	n.r.	:	:	n.r.	:	:	
46 Dormant disability pension	2,600	3,739	1,139	:	:	:	1,633	:	:	9,9
5.2 13 Public sheltered employment (OSA)	6,093	2,404	2,098	150	155	87	1,402	620	519	
21 Samhall	24,386	2,079	2,931	316	:	:	10,973	849	1,205	9
<b>Total category 5 - Integration of the disabled</b>	<b>87,763</b>	<b>:</b>	<b>:</b>	<b>:</b>	<b>:</b>	<b>:</b>	<b>35,256</b>	<b>:</b>	<b>:</b>	
<b>6 - Direct job creation</b>										
6										
<b>Total category 6 - Direct job creation</b>	<b>-</b>	<b>-</b>	<b>-</b>	<b>-</b>	<b>-</b>	<b>-</b>	<b>-</b>	<b>-</b>	<b>-</b>	
<b>7 - Start-up incentives</b>										
7 9 Start-up grants	7,371	11,409	10,534	393	726	504	2,893	4,271	4,012	
<b>Total category 7 - Start-up incentives</b>	<b>7,371</b>	<b>11,409</b>	<b>10,534</b>	<b>393</b>	<b>726</b>	<b>504</b>	<b>2,893</b>	<b>4,271</b>	<b>4,012</b>	
<b>8 - Out-of-work income maintenance and support</b>										
8.1 16 [Component] Unemployment insurance and Basic insurance - Full-time unemployed	151,318	424,599	432,123	17,977	74,362	80,847	65,290	187,955	185,773	
8.3 16 [Component] Unemployment insurance and Basic insurance - Part-time unemployed	145,043	90,886	174,573	19,752	19,133	37,255	107,120	64,483	122,937	
8.5 30 Wage guarantee	n.r.	28,673	:	n.r.	:	:	n.r.	:	:	
<b>Total category 8 - Out-of-work income maintenance and support</b>	<b>296,361</b>	<b>544,158</b>	<b>:</b>	<b>37,729</b>	<b>:</b>	<b>:</b>	<b>172,410</b>	<b>:</b>	<b>:</b>	

### C.3.14 LMP participants by measure and by type of action: Sverige, 2002


 Category, measure number and name	Men and women						Women			Notes
	Total			Under 25s			Total			
	Stock	Entrants	Exits	Stock	Entrants	Exits	Stock	Entrants	Exits	
<b>9 - Early retirement</b>										
9.2 29 Occasional resignation compensation	4,118	:	:	-	-	-	1,976	:	:	3
<b>Total category 9 - Early retirement</b>	<b>4,118</b>	<b>:</b>	<b>:</b>	<b>-</b>	<b>-</b>	<b>-</b>	<b>1,976</b>	<b>:</b>	<b>:</b>	

#### Notes


- 1 From 2002 this measure includes the Supported employment programme (SIUS), which was previously reported separately as measure S-38.
- 2 Data refer to 2001
- 3 Stock: total number of participants in the year (i.e. stock from the end of the previous year plus new starts).
- 4 Double counting: 2,880 (27.8%) of participants are also counted in S-39 (Adult education initiative).
- 5 Stock: jobseekers registered with the PES less than 60 days before the last period of municipal adult education studies. Participants may receive study allowances paid through S-22 and S-41.
- 6 Double counting: 11,689 (33,7%) of participants are also counted in S-39 (Adult education initiative).
- 7 Adjustment to eliminate double counting where the same person benefits from more than one measure at the same time. See notes for individual measures in the category for details.
- 8 Figures refer to the number of unemployed persons (2,131) replacing those taking a career break (2,100) during the first 10 months of the year.
- 9 Stock: end-year figure.

C.3.15 LMP participants by measure and by type of action: United Kingdom, 2002

Number of participants

	Category, measure number and name	Men and women						Women			Notes
		Total			Under 25s			Total			
		Stock	Entrants	Exits	Stock	Entrants	Exits	Stock	Entrants	Exits	
<b>0 - Public employment services (PES)</b>											
0	9 Job placing - Employment service placing and advisory functions	:	:	:	:	:	:	:	:	:	
<b>Total category 0 - Public employment services (PES)</b>		:	:	:	:	:	:	:	:	:	
<b>1 - Intensive counselling and job-search assistance</b>											
1	1 [Component] New Deal for 18-24 - Gateway	60,620	146,380	165,310	60,620	146,380	165,310	17,500	41,640	47,330	
	1 [Component] New Deal for 18-24 - Follow-through	12,810	32,210	32,620	12,810	32,210	32,620	2,940	7,750	7,880	
	2 [Component] New Deal 25+ - Gateway	41,460	110,510	100,500	-	-	-	6,760	18,550	16,970	
	2 [Component] New Deal 25+ - Follow-through	7,810	27,800	24,670	-	-	-	1,090	4,080	3,670	
	8 Jobseeker's allowance (JSA) - Interviews	:	:	:	:	:	:	:	:	:	
	10 New Deal for Partners of Unemployed People (NDPU)	:	1,470	:	:	:	:	:	:	:	
	14 Travel to interview scheme	n.r.	51,770	:	n.r.	:	:	n.r.	:	:	
	16 Work trials	57*	983	:	:	:	:	:	:	:	
	22 Programme centres (plus other jobsearch provision: Jobclub, Jobplan)	:	102,154	29,680	:	:	:	:	:	:	
	23 PACTS - Placing assessment and counselling teams	:	:	:	:	:	:	:	:	:	
	37 [Component] New Deal 50+ - Advice and jobsearch support	:	:	:	:	:	:	:	:	:	
	38 Action Teams for Jobs	:	112,741	:	:	45,085	:	:	37,925	1	
<b>Total category 1 - Intensive counselling and job-search assistance</b>		:	:	:	:	:	:	:	:	:	
<b>2 - Training</b>											
2.1	1 [Component] New Deal for 18-24 - Education and training option	10,820	20,080	17,440	10,820	20,080	17,440	2,960	5,320	4,660	
	2 [Component] New Deal 25+ - Full-time education/training option	:	:	:	:	:	:	:	:	:	
2.2	2 [Component] New Deal 25+ - Work-based learning for adults	:	:	:	:	:	:	:	:	:	
2.3	4 Work-based learning for adults (WBLA)	19,142	73,900	68,100	:	1,733	1,524	5,808	21,000	18,900	
2.4	5 Work-based training for young people (WBTP)	:	:	:	:	:	:	:	:	:	
<b>Total category 2 - Training</b>		:	:	:	:	:	:	:	:	:	
<b>3 - Job rotation and job sharing</b>											
3		-	-	-	-	-	-	-	-	-	
<b>Total category 3 - Job rotation and job sharing</b>		-	-	-	-	-	-	-	-	-	
<b>4 - Employment incentives</b>											
4.1	1 [Component] New Deal for 18-24 - Employment option	3,450	8,320	8,390	3,450	8,320	8,390	870	1,990	2,040	
	2 [Component] New Deal 25+ - Employment option	:	:	:	:	:	:	:	:	:	
	29 Jobfinder's grant	n.r.	:	:	n.r.	:	:	n.r.	:	:	
	37 [Component] New Deal 50+ - Employment credits	:	31,090	31,090	-	-	-	:	10,120	10,120	
<b>Total category 4 - Employment incentives</b>		:	:	:	:	:	:	:	:	:	

### C.3.15 LMP participants by measure and by type of action: United Kingdom, 2002

 Category, measure number and name		Men and women						Women			Notes
		Total			Under 25s			Total			
		Stock	Entrants	Exits	Stock	Entrants	Exits	Stock	Entrants	Exits	
<b>5 - Integration of the disabled</b>											
5	24	Employment rehabilitation (Work preparation)	:	7,109	4,736	:	:	:	:	:	
5.1	31	Access to work	n.r.	36,606	:	:	n.r.	:	:	:	2
		32 Job introduction scheme (JIS)	2,142	:	:	:	:	:	:	:	
5.3	12	New Deal for Disabled People (NDDP)	26,340	31,606	6,853	1,515	1,960	302	9,425	11,927	2,530
Mixed	33	Supported employment (including Remploy)	:	:	:	:	:	:	:	:	:
<b>Total category 5 - Integration of the disabled</b>			:	:	:	:	:	:	:	:	
<b>6 - Direct job creation</b>											
6.2	1	[Component] New Deal for 18-24 - Voluntary sector & Environment Task Force options	10,760	83,740	23,790	10,760	83,740	23,790	2,520	10,230	6,170
<b>Total category 6 - Direct job creation</b>			<b>10,760</b>	<b>83,740</b>	<b>23,790</b>	<b>10,760</b>	<b>83,740</b>	<b>23,790</b>	<b>2,520</b>	<b>10,230</b>	<b>6,170</b>
<b>7 - Start-up incentives</b>											
7	36	Youth enterprise initiative (YEI)	:	3,438	:	:	:	:	:	1,238	:
<b>Total category 7 - Start-up incentives</b>			:	<b>3,438</b>	:	:	:	:	:	<b>1,238</b>	:
<b>8 - Out-of-work income maintenance and support</b>											
8.1	3	Jobseeker's allowance (JSA): payments	943,630	2,815,071	2,783,063	255,987	1,059,018	1,014,894	232,845	803,451	784,300
<b>Total category 8 - Out-of-work income maintenance and support</b>			<b>943,630</b>	<b>2,815,071</b>	<b>2,783,063</b>	<b>255,987</b>	<b>1,059,018</b>	<b>1,014,894</b>	<b>232,845</b>	<b>803,451</b>	<b>784,300</b>
<b>9 - Early retirement</b>											
9			-	-	-	-	-	-	-	-	-
<b>Total category 9 - Early retirement</b>			-	-	-	-	-	-	-	-	-
<b>Mixed measures</b>											
Mixed	11	New Deal for Lone Parents (NDLP)	92,258	130,070	109,530	18,452	22,740	18,840	86,723	122,190	102,560
		35 Employment zones	23,053	29,870	:	-	-	-	3,744	4,746	:
<b>Total category - Mixed measures</b>			<b>115,311</b>	<b>159,940</b>	:	<b>18,452</b>	<b>22,740</b>	<b>18,840</b>	<b>90,467</b>	<b>126,936</b>	:

#### Notes


1 Stock: end-year figure.

2 Entrants: total beneficiaries (new starts plus end-year stock)




C.3.16 LMP participants by measure and by type of action: Norway, 2002


Number of participants

 Category, measure number and name	Men and women						Women			Notes
	Total			Under 25s			Total			
	Stock	Entrants	Exits	Stock	Entrants	Exits	Stock	Entrants	Exits	
<b>0 - Public employment services (PES)</b>										
0 26 Job seekers registered in Public Employment Service (Aetat)	194,336	238,930	210,918	29,812	67,897	59,445	95,012	106,945	96,075	
<b>Total category 0 - Public employment services (PES)</b>	<b>194,336</b>	<b>238,930</b>	<b>210,918</b>	<b>29,812</b>	<b>67,897</b>	<b>59,445</b>	<b>95,012</b>	<b>106,945</b>	<b>96,075</b>	
<b>1 - Intensive counselling and job-search assistance</b>										
1 4 Job clubs	46	611	609	12	142	142	20	306	304	
<b>Total category 1 - Intensive counselling and job-search assistance</b>	<b>46</b>	<b>611</b>	<b>609</b>	<b>12</b>	<b>142</b>	<b>142</b>	<b>20</b>	<b>306</b>	<b>304</b>	
<b>2 - Training</b>										
2.1 7 Labour Market Training (AMO)	5,369	22,786	22,733	966	4,789	4,770	2,794	10,767	10,827	
2.2 8 Work experience in ordinary enterprises	3,166	10,640	8,998	1,985	6,705	5,788	1,596	5,125	4,410	
9 In-house training (BIO)	n.s.	n.s.	n.s.	n.s.	n.s.	n.s.	n.s.	n.s.	n.s.	1
<b>Total category 2 - Training</b>	<b>8,535</b>	<b>33,426</b>	<b>31,731</b>	<b>2,951</b>	<b>11,494</b>	<b>10,558</b>	<b>4,390</b>	<b>15,892</b>	<b>15,237</b>	
<b>3 - Job rotation and job sharing</b>										
3.1 12 Temporary substitute places	7	26	26	2	10	12	1	7	3	
<b>Total category 3 - Job rotation and job sharing</b>	<b>7</b>	<b>26</b>	<b>26</b>	<b>2</b>	<b>10</b>	<b>12</b>	<b>1</b>	<b>7</b>	<b>3</b>	
<b>4 - Employment incentives</b>										
4.1 5 Mobility promoting grants	n.r.	n.s.	:	n.r.	n.s.	:	n.r.	n.s.	:	
6 Wage subsidies to employers	1,547	6,478	6,411	297	1,411	1,353	495	1,960	1,944	2
28 Wage subsidies for the occupationally disabled	1,526	3,423	3,043	127	356	331	446	1,041	887	3
<b>Total category 4 - Employment incentives</b>	<b>3,073</b>	<b>9,901</b>	<b>:</b>	<b>424</b>	<b>1,767</b>	<b>:</b>	<b>941</b>	<b>3,001</b>	<b>:</b>	

### C.3.16 LMP participants by measure and by type of action: Norway, 2002

 Category, measure number and name		Men and women						Women			Notes
		Total			Under 25s			Total			
		Stock	Entrants	Exits	Stock	Entrants	Exits	Stock	Entrants	Exits	
<b>5 - Integration of the disabled</b>											
5.1	13 In-house rehabilitation (BIA)	167	249	1,110	1	5	20	94	138	602	
	14 Temporary employment measures for the occupationally disabled	1,059	1,135	1,611	57	133	124	546	516	773	
	18 Integration subsidies	240	133	314	57	37	80	96	49	127	
	19 Supported employment (AB)	1,797	2,942	2,860	468	770	750	771	1,233	1,227	
	21 Work experience - Practice in regular places of work for the occupationally disabled	5,152	6,330	5,618	567	732	584	2,982	3,475	3,011	
	23 Work experience in ordinary enterprises for the occupationally disabled	1,433	7,004	6,990	192	1,047	870	626	3,006	3,048	
	30 Flexijob	463	2,450	727	179	875	381	190	1,068	236	4
	31 Sheltered workshops (AMB phase 1)	192	257	240	16	26	26	57	79	65	
5.2	15 Work experience in sheltered enterprises	1,778	4,664	4,539	325	1,100	1,019	843	2,059	2,036	
	24 Sheltered workshops (AMB phase 2)	2,342	2,998	3,117	271	427	401	879	1,125	1,103	
5.3	16 Job training groups (ATG)	34	75	161	23	57	116	8	17	40	
	22 Education in regular schools	25,621	29,335	25,960	2,780	3,589	2,850	13,791	15,113	12,972	
<b>Total category 5 - Integration of the disabled</b>		<b>40,278</b>	<b>57,572</b>	<b>53,247</b>	<b>4,936</b>	<b>8,798</b>	<b>7,221</b>	<b>20,883</b>	<b>27,878</b>	<b>25,240</b>	
<b>6 - Direct job creation</b>											
6.2	11 Temporary public employment (KAJA)	-	-	-	-	-	-	-	-	-	5
<b>Total category 6 - Direct job creation</b>		<b>-</b>	<b>-</b>	<b>-</b>	<b>-</b>	<b>-</b>	<b>-</b>	<b>-</b>	<b>-</b>	<b>-</b>	
<b>7 - Start-up incentives</b>											
7	25 Start your own business	168	534	784	3	17	24	51	181	270	
<b>Total category 7 - Start-up incentives</b>		<b>168</b>	<b>534</b>	<b>784</b>	<b>3</b>	<b>17</b>	<b>24</b>	<b>51</b>	<b>181</b>	<b>270</b>	
<b>8 - Out-of-work income maintenance and support</b>											
8.1	17 Special rehabilitation allowance (SPA)	721	2,075	3,428	379	1,064	1,802	241	657	1,121	
	27 Payments for occupational rehabilitation between measures	21,799	65,134	62,730	2,178	8,240	7,831	10,533	30,704	29,688	
	29 Waiting benefit	257	694	557	2	15	15	121	312	246	
Mixed	1 Unemployment benefits	69,890	127,674	113,441	8,915	25,060	21,563	33,162	52,974	48,629	
<b>Total category 8 - Out-of-work income maintenance and support</b>		<b>92,667</b>	<b>195,577</b>	<b>180,156</b>	<b>11,474</b>	<b>34,379</b>	<b>31,211</b>	<b>44,057</b>	<b>84,647</b>	<b>79,684</b>	

**C.3.16 LMP participants by measure and by type of action: Norway, 2002**

 Category, measure number and name	Men and women						Women			Notes
	Total			Under 25s			Total			
	Stock	Entrants	Exits	Stock	Entrants	Exits	Stock	Entrants	Exits	
9 - Early retirement										
9										
<b>Total category 9 - Early retirement</b>	-	-	-	-	-	-	-	-	-	

Notes

- 1 Entrants: total beneficiaries (new starts plus end-year stock).
- 2 Prior to 2001 this measure included subsidies for occupationally disabled jobseekers, which are now reported separately in measure NO-28.
- 3 Prior to 2001 this measure was included in measure NO-6.
- 4 This measure was included in measure NO-28 in 2001.
- 5 Measure not applied in 2002.

## **D INVENTORY OF LMP MEASURES**

## D.1 INVENTORY OF LMP MEASURES: Belgique/België, 2002

Category	Measure	Name (English)	Name (National language)	
----------	---------	----------------	--------------------------	---

### 0 - Public employment services (PES)

0	1	Public employment services (Fed, RF, RW, RBC, CG)	Services publics de l'emploi (Féd, RF, RW, RBC, CG)
---	---	---	---

### 1 - Intensive counselling and job-search assistance

1	12	Vocational integration (RW)	Insertion socio-professionnelle (RW)
1	25	Active jobsearch workshop (RBC)	Ateliers de recherche active d'emploi (RBC)
1	30	Regional employment missions (RW)	Missions régionales pour l'emploi (RW)
1	46	Insertion plan for young people (RW)	Plan jeunes + (RW)
1	48	Partnership for the reception of jobseekers not registered in ORBEM (RBC)	Partenariat en matière d'accueil des demandeurs d'emploi non inscrits à l'ORBEM (RBC)
1	50	Partnership for childcare for jobseekers (RBC)	Partenariat pour l'accueil des enfants des demandeurs d'emploi (RBC)
1	54	Pathway to work (RF)	Trajectwerking (RF)
1	58	Crèches facilities (RW)	Maison des enfants (RW)
1	60	Restructuring support programme (retraining units) (RW)	Plan d'accompagnement des reconversions (Cellules de reconversion) (RW)
1	65	Re-employment fund (RF)	Herplaatsingsfonds / Fonds de remplacement (RF)
1	68	Vocational integration (RBC)	Insertion socio-professionnelle (RBC)

### 2 - Training


2.1	3	Encouraging the unemployed to resume studying (Fed)	Encouragement de chômeurs à reprendre des études (Féd)
2.1	40	Vocational training (RF)	Formation professionnelle (RF)
2.1	41	Vocational training (RW)	Formation professionnelle (RW)
2.1	42	Vocational training (RBC)	Formation professionnelle (RBC)
2.1	43	Vocational training (Fed)	Formation professionnelle (Féd)
2.1	44	Vocational training (CG)	Formation professionnelle (CG)
2.1	64	Language training cheques (RBC)	Chèque langues (RBC)
2.2	7	Support for the creation, extension and restructuring of enterprises (RW)	Aides à la création, extension, reconversion d'entreprises (RW)
2.2	13	Training and integration contract (RW)	Plan Formation Insertion (RW)
2.2	29	Tutorial (RBC)	Tutorat (RBC)
2.2	67	Support for the creation, extension and restructuring of enterprises (RBC)	Aides à la création, extension, reconversion d'entreprises (RBC)
2.4	8	Alternance training (Fed)	Formation en alternance (Féd)
2.4	10	Alternance training (RW)	Formation en alternance (RW)

### 3 - Job rotation and job sharing

### 4 - Employment incentives

4	39	Part-time workers receiving income guarantee allowance (Fed)	Travailleurs à temps partiel avec allocation de garantie de revenus (Féd)
4.1	22	Plan +1, +2, +3 (Fed)	Plan +1, +2, +3 (Féd)
4.1	24	Employment agreements (Fed)	Accords pour l'emploi (Féd)
4.1	28	Transition-to-work subsidy (RBC)	Prime de transition professionnelle (RBC)
4.1	47	First job agreement (Fed)	Convention de premier emploi (Féd)
4.1	61	Activa (Fed)	Activa (Féd)
4.1.1	16	Recruitment subsidy (RBC)	Prime à l'embauche (RBC)
4.1.1	23	Recruitment benefits (Fed)	Plan avantage à l'embauche (Féd)
4.1.1	55	Integration through temp agencies (RBC)	Intérim d'insertion (RBC)
4.1.1	56	Wage-subsidies for integration enterprises (RBC)	Subvention salariale à l'entreprise d'insertion (RBC)
4.1.2	17	Recruitment of unemployed persons in the context of economic expansion (RW)	Recrutement de chômeurs engagés pour des projets d'expansion économique (RW)
4.1.2	70	Recruitment of unemployed persons in the context of economic expansion (RBC)	Recrutement de chômeurs engagés pour des projets d'expansion économique (RBC)

## D.1 INVENTORY OF LMP MEASURES: Belgique/België, 2002


Category	Measure	Name (English)	Name (National language)	
<b>5 - Integration of the disabled</b>				
5	36	Work and rehabilitation for disabled persons (RF, RW, RBC)	Travail et réadaptation des handicapés (RF, RW, RBC,CG)	
5.3	49	Socio-vocational guidance service: social consultations (RBC)	Service de guidance socio-professionnelle : consultations sociales (RBC)	
<b>6 - Direct job creation</b>				
6	66	Social workshops (RF)	Ateliers sociaux (RF)	
6.1	14	Third working circuit (RW, RBC)	Troisième circuit de travail (RW, RBC)	
6.1	18	Subsidised contractors (Fed, RF, RW, RBC, CG)	Agents contractuels subventionnés (Fed, RF, RW, RBC,CG)	
6.1	19	Promoting employment in the non-market sector - FBI (Fed, RW, RBC, CG)	Promotion de l'emploi dans le secteur non marchand - FBI (Fed, RW, RBC)	
6.1	63	Support for the promotion of employment (APE) - Market and non-market sectors	Aides à la Promotion de l'Emploi - A.P.E. - Secteurs marchand et non marchand (RW)	
6.2	21	Local employment agencies (Fed)	Agences locales d'emploi (Féd)	
6.2	27	Transition-to-work scheme (RF)	Programme de transition professionnelle (RF)	
6.2	52	First job agreement in projects of public interest (RBC)	Convention de premier emploi dans des projets globaux de société (RBC)	
6.2	71	Transition-to-work scheme (RBC)	Programme de transition professionnelle (RBC)	
<b>7 - Start-up incentives</b>				
7	34	Loans for unemployed persons (Fed)	Prêt chômeur (Féd)	
7	45	Support for the creation and management of enterprises (RBC)	Développement de l'emploi par l'économie (RBC)	
7	53	SME Creation (RW)	PME Création (RW)	
<b>8 - Out-of-work income maintenance and support</b>				
8.1.1,8.2, 8.5	37	Unemployment benefit (Fed)	Indemnisation du chômage (Féd)	
<b>9 - Early retirement</b>				
9.1.1	38	Early retirement by collective agreement (Fed)	Prépension conventionnelle (Féd)	
Count of measures		53		

## D.2 INVENTORY OF LMP MEASURES: Danmark, 2002

Category	Measure	Name (English)	Name (National language)
<b>0 - Public employment services (PES)</b>			
0	5	Public employment service	Arbejdsformidlingen
<b>1 - Intensive counselling and job-search assistance</b>			
1	9	Specially arranged activation	Særligt tilrettelagte aktiverende forløb
1	17	Educational and vocational guidance	Vejlednings- og introduktionsforløb
<b>2 - Training</b>			
2.1	8	Education and training	Uddannelsesaktivering
2.1	19	Adult and supplementary training	Voksen- og efteruddannelse
2.1	33	Education of immigrants	Integrationsuddannelse
2.2	27	Labour trainee	Arbejdspraktik
2.4	31	Adult apprenticeship support	Støtte til voksenlærlinge
<b>3 - Job rotation and job sharing</b>			
<b>4 - Employment incentives</b>			
4.1.1	26	Servicejobs	Servicejob
4.1.2	6	Job training	Jobtræning
4.1.2	7	Individual job training	Individuel jobtræning
<b>5 - Integration of the disabled</b>			
5.1	30	Support of disabled	Støtte til handicappede
5.2	21	Flex jobs	Flexjob
5.2	22	Light jobs	Skånejob
5.3	20	Rehabilitation	Revalidering
5.3	28	Pre-rehabilitation	Forrevalidering
<b>6 - Direct job creation</b>			
6.2	10	Voluntary unpaid activities	Frivillige ulønnede aktiviteter
<b>7 - Start-up incentives</b>			
<b>8 - Out-of-work income maintenance and support</b>			
8.1.1,8.2,8.3	1	Unemployment Insurance	Ledige med arbejdsløshedsdagpenge
8.1.2	2	Social assistance (unemployment)	Kontanthjælp til ledige
8.1.2	29	Unemployment allowance	Ledighedsydelse
8.5	25	Wage earners guarantee fund	Lønmodtagernes garantifond
<b>9 - Early retirement</b>			
9.2	3	Transitional allowance	Overgangsydelse
9.2	24	Early retirement pay, from unemployment	Efterløn fra ledighed
9.2	32	Flex allowance	Fleksydelse
Count of measures		24	



## D.3 INVENTORY OF LMP MEASURES: Deutschland, 2002

Category	Measure	Name (English)	Name (National language)	
<b>0 - Public employment services (PES)</b>				
0	5	Job placement	Arbeitsvermittlung	
<b>1 - Intensive counselling and job-search assistance</b>				
1	27	Independent measures	Freie Förderung = Maßnahmearten frei wählbar	
1	28	Involvement of third parties in the placement of unemployment-assistance recipients	Beteiligung Dritter an der Vermittlung von Arbeitslosenhilfebeziehern	
1	33	Apprenticeship counselling and placement	Ausbildungsberatung und -vermittlung (in berufliche Ausbildungsstellen)	
1	35	Counselling and placement assistance	Unterstützung der Beratung und Vermittlung	
1	43	Placement voucher	Vermittlungsgutschein	
1	47	Placement by third parties by order of PES	Beauftragung Dritter mit der Vermittlung	
<b>2 - Training</b>				
2.1	6	Measures to improve prospects of integration - training measures	Maßnahmen zur Verbesserung der Eingliederungsaussichten (Trainingsmaßnahmen, Eignungsfeststellung)	
2.1	11	Support for vocational preparation training measures for young people	Förderung berufsvorbereitender Bildungsmaßnahmen für Jugendliche	
2.1	12	Support for further vocational training	Förderung der beruflichen Weiterbildung	
2.1	20	Subsidies towards measures included in social plans	Zuschüsse zu Sozialplanmaßnahmen	
2.1	26	Language tuition for new resettlers, persons having right of asylum and quota refugees	Deutsch-Sprachlehrgänge für Spätaussiedler, Asylberechtigte und Kontingentflüchtlinge	
2.1	31	ESF Federal programme	ESF-Bundesprogramm	
2.1	44	Income subsidies for people in further vocational training	Arbeitsentgeltzuschuss bei Weiterbildung	
2.4	19	Support for vocational training for those with learning difficulties/social disadvantage	Förderung der Berufsausbildung von lernbeeinträchtigten oder sozial benachteiligten Auszubildenden	
2.4	34	Vocational training allowance	Berufsausbildungsbeihilfe	
<b>3 - Job rotation and job sharing</b>				
3.1	46	Job Rotation - Employment-training rotation programme	Job Rotation - Einstellungszuschuss bei Vertretung	
<b>4 - Employment incentives</b>				
4.1.1	7	Mobility allowances	Mobilitätshilfen (Förderung der Arbeitsaufnahme)	
4.1.1	16	Recruitment subsidy for new businesses	Einstellungszuschuss für Arbeitslose bei Neugründungen	
4.1.1	18	Integration subsidies	Eingliederungszuschüsse	
4.1.1	25	Employment assistance scheme for long-term unemployed	Beschäftigungshilfen für Langzeitarbeitslose	
4.1.1	45	Subsidies for people with low income - model of Mainz	Zuschuss für Geringverdienende - Mainzer Modell	
4.1.2	8	Employee allowance	Arbeitnehmerhilfe	
4.1.2	17	Integration contract	Eingliederungsvertrag	
<b>5 - Integration of the disabled</b>				
5.1	23	Incentives for the recruitment and employment of the severely disabled	Förderleistungen zur Einstellung und Beschäftigung schwerbehinderter Menschen	
5.3	13	Promoting integration of the disabled into working life	Förderung der Teilhabe behinderter Menschen am Arbeitsleben	
<b>6 - Direct job creation</b>				
6.2	21	Support for job-creation measures (ABMs)	Förderung von Arbeitsbeschaffungsmaßnahmen (ABM)	
6.2	22	Support for structural adjustment measures	Förderung von Strukturanpassungsmaßnahmen	
6.2	42	Employment generating promotion of the infrastructure	Beschäftigung schaffende Infrastrukturförderung	
<b>7 - Start-up incentives</b>				
7	9	Bridging allowance	Überbrückungsgeld	



### D.3 INVENTORY OF LMP MEASURES: Deutschland, 2002

Category	Measure	Name (English)	Name (National language)	
----------	---------	----------------	--------------------------	---

#### 8 - Out-of-work income maintenance and support

8.1.1	1	Unemployment benefit	Arbeitslosengeld
8.1.2	3	Unemployment assistance	Arbeitslosenhilfe
8.1.2	29	Integration assistance for new resettlers, persons having right of asylum and quota refugees	Eingliederungshilfe für Spätaussiedler, Asylberechtigte und Kontingentflüchtlinge
8.2	14	Short-time working allowance	Kurzarbeitergeld
8.2	15	Promotion of year-round employment in construction	Förderung der ganzjährigen Beschäftigung in der Bauwirtschaft
8.3	2	Part-time unemployment benefit	Teilarbeitslosengeld
8.5	4	Bankruptcy compensation payment	Insolvenzgeld

#### 9 - Early retirement

9.1.2	24	Support of part-time employment for older employees	Förderung der Altersteilzeitarbeit
-------	----	---	------------------------------------


#### Mixed measures

1,2.1,2.3, 2.4,4.1.1, 6.2	38	Immediate Action Programme against youth unemployment	Sofortprogramm zum Abbau der Jugendarbeitslosigkeit
---------------------------------	----	---	---

---

Count of measures 39

## D.4 INVENTORY OF LMP MEASURES: Ellada, 2002

Category	Measure	Name (English)	Name (National language)	
<b>0 - Public employment services (PES)</b>				
0	32	Placement by the public employment services (OAED employment agencies)	Τοποθέτηση από τις δημόσιες υπηρεσίες απασχόλησης	
0	62	Development of structures of supporting services in issues of gender equality (K.E.TH.I.)	Ανάπτυξη δομών Σ.Υ.Υ. του Κέντρου Ερευνών για Θέματα Ισότητας (Κ.Ε.Θ.Ι.)	
<b>1 - Intensive counselling and job-search assistance</b>				
1	31	Counselling - Vocational guidance	Συμβουλευτική-Καθοδήγηση	
<b>2 - Training</b>				
2.1	8	Continuous vocational training programs for the unemployed (OAED)	Προγράμματα συνεχιζόμενης κατάρτισης (ΟΑΕΔ) για ανέργους	
2.1	33	Continuous vocational training programs for the unemployed (Ministry of Labour - KEK)	Προγράμματα συνεχιζόμενης κατάρτισης για ανέργους (Υπ. Εργασίας - KEK)	
2.1	37	Training for unemployed seamen (Ministry of Merchant Marine)	Προγράμματα κατάρτισης Υπ. Εμπορικής Ναυτιλίας για ανέργους νεαρής ηλικίας	
2.1	42	Combating exclusion from the labour market for disadvantaged social groups	Καταπολέμηση του αποκλεισμού από την αγορά εργασίας για ειδικές κοινωνικές κατηγορίες	
2.3	6	Programs of Alternating Training		
<b>3 - Job rotation and job sharing</b>				
<b>4 - Employment incentives</b>				
4.1	9	Programme New Jobs for the unemployed (OAED)	ΝΘΕ για ανέργους	
4.1.2	51	The "Stage" programme for unemployed	Το πρόγραμμα εργασιακής εμπειρίας "Stage" για νέους πτυχιούχους ανέργους	
4.1.2	63	Programme New Jobs for the unemployed (L.A.E.K.) in 13 prefectures	Πρόγραμμα Νέων Θέσεων Απασχόλησης σε 13 νομούς (Λ.Α.Ε.Κ.)	
<b>5 - Integration of the disabled</b>				
5.1	60	Programmes New Jobs and New Entrepreneurs - Operational prog "Combating labour market exclusion"	Πρόγραμμα ΝΘΕ και ΝΕΕ - Επιχειρ. Πρόγραμμα "Καταπολέμηση του Αποκλεισμού από την Αγορά Εργασίας"	
5.3	1	Training programs for people with special needs in three vocational training centres of OAED	Προγράμματα Επαγγελματικής Κατάρτισης και Ψυχοκοινωνικής Στήριξης στα ΚΕΚ για ΑΜΕΑ του ΟΑΕΔ	
<b>6 - Direct job creation</b>				
<b>7 - Start-up incentives</b>				
7	10	Promotion of self-employment for new entrepreneurs and creation of new enterprises	Πρωώθηση της αυταπασχόλησης νέων ελεύθερων επαγγελματιών ηλικίας 18-64 ετών.	
<b>8 - Out-of-work income maintenance and support</b>				
8.1.1	22	Unemployment benefit	Επίδομα ανεργίας	
8.1.2	23	Special unemployment assistance for those exceeding the unemployment benefit period	Ειδικό βοήθημα μετά τη λήξη της επιδότησης λόγω ανεργίας	
8.1.2	24	Special assistance provided after the completion of three months as a registered unemployed	Ειδικό βοήθημα μετά την τρίμηνη παραμονή στα μητρώα ανέργων	
8.1.2	27	National System of Protection from Unemployment - ESPA (Benefit for young unemployed)	Εθνικό Σύστημα Προστασίας από την Ανεργία - ΕΣΠΑ	
8.1.2	28	Special assistance for ex offenders	Ειδικό βοήθημα σε αποφυλακισμένους	
8.1.2	29	Special assistance for former political refugees and repatriated	Ειδικό βοήθημα σε παλινονοστούντες	
8.2	58	Special seasonal assistance	Ειδικά Εποχιακά Βοηθήματα	

## D.4 INVENTORY OF LMP MEASURES: Ellada, 2002

Category	Measure	Name (English)	Name (National language)	 eurostat
----------	---------	----------------	--------------------------	---

### 9 - Early retirement

---

Count of measures      21

## D.5 INVENTORY OF LMP MEASURES: España, 2002

Category	Measure	Name (English)	Name (National language)	
----------	---------	----------------	--------------------------	---

### 0 - Public employment services (PES)

#### 1 - Intensive counselling and job-search assistance

1	28	Managing placement, vocational guidance and retraining	Gestión de la colocación, orientación y readaptación profesional
1	48	Managing placement, vocational guidance and retraining (regions)	Gestión de la colocación, orientación y readaptación profesional (regiones)

#### 2 - Training

2.1	8	National plan for vocational training and integration (Plan FIP)	Plan Nacional de Formacion e Insercion Profesional (PFIP)
2.1	35	National plan for vocational training and integration (Plan FIP, regions)	Plan Nacional de Formacion e Insercion Profesional (PFIP, regiones)
2.4	9	Scheme for workshop schools and youth training centres (ET y CO)	Programa de escuelas-taller y casas de oficio (ET y CO)
2.4	49	Scheme for workshop schools and youth training centres (ET y CO, regions)	Programa de escuelas-taller y casas de oficio (ET y CO, regiones)

#### 3 - Job rotation and job sharing

3.1	17	Temporary work to replace workers during maternity leave, adoption and childcare	Contrato de interinidad para sustituir a trabajadores durante descanso por maternidad, adopción y ac
3.1	41	Temporary work to replace maternity leavers, adoption, etc. (regions)	Contrato de interinidad para sustituir a trabajadores durante descanso por maternidad, adopción etc (regiones)

#### 4 - Employment incentives

4.1	29	Support for domestic migration	Apoyo a las migraciones interiores
4.1.1	11	Open ended employment contracts for the unemployed	Contratación indefinida de trabajadores desempleados
4.1.1	12	Open ended employment contracts for persons aged over 45	Contratación indefinida >45 años
4.1.1	15	Conversion of apprenticeship, training, replacement and substitution contracts into permanent contracts	Conversión en indefinidos de contratos de aprendizaje, prácticas y relevo
4.1.1	36	Open ended employment contracts for the unemployed (regions)	Contratación indefinida de trabajadores desempleados (regiones)
4.1.1	37	Open ended employment contracts for persons aged over 45 (regions)	Contratación indefinida >45 años (regiones)
4.1.1	39	Conversion of apprenticeship, training and substitution contracts into permanent contracts (regions)	Conversión en indefinidos de contratos de aprendizaje, prácticas y relevo (regiones)

#### 5 - Integration of the disabled

5.1	13	Open ended contracts for the disabled	Contratación indefinida de minusválidos
5.1	16	Temporary contracts for the disabled	Contratación temporal de minusválidos
5.1	25	Integration of the disabled through self-employment	Integración Laboral del minusválido para instalarse como autónomo
5.1	38	Open ended employment contracts for the disabled (regions)	Contratación indefinida de minusválidos (regiones)
5.1	40	Temporary contracts for the disabled (regions)	Contratación temporal de minusválidos (regiones)
5.1	46	Integration of the disabled through self-employment (regions)	Integración Laboral del minusválido para instalarse como autónomo (regiones)
5.2	3	Support for employment in special employment centres	Apoyo al Empleo en Centros Especiales de Empleo
5.2	34	Support for employment in special employment centres (regions)	Apoyo al Empleo en Centros Especiales de Empleo (regiones)
5.3	14	Training contracts for the disabled	Contratos formativos con minusválidos

#### 6 - Direct job creation

6.2	18	INEM-Public administration accords	Convenios INEM-Administraciones Públicas
6.2	19	Promotion of agricultural employment in Andalucía, Extremadura and under-developed rural areas	Fomento del empleo agrario en Andalucía, Extremadura y Zonas rurales deprimidas
6.2	31	Employment workshops	Talleres de empleo

## D.5 INVENTORY OF LMP MEASURES: España, 2002

Category	Measure	Name (English)	Name (National language)
----------	---------	----------------	--------------------------



### 7 - Start-up incentives

7	20	Capitalisation of unemployment benefits	Capitalización de las prestaciones por desempleo
7	21	Promotion of self-employment	Promoción del empleo autónomo
7	22	Financial aid for the integration of returning emigrants	Ayudas económicas para la integración laboral de los emigrantes retornados
7	23	Promotion of employment in co-operatives	Promoción del empleo en cooperativas
7	24	Promotion of local employment initiatives	Promoción de iniciativas locales de empleo
7	43	Promotion of self-employment (regions)	Promoción del empleo autónomo (regiones)
7	44	Promotion of employment in co-operatives (regions)	Promoción del empleo en cooperativas (regiones)
7	45	Promotion of local employment initiatives (regions)	Promoción de iniciativas locales de empleo (regiones)

### 8 - Out-of-work income maintenance and support

8.1.1	5	Contributory unemployment benefit	Prestación por desempleo total de nivel contributivo
8.1.2	6	Unemployment assistance	Subsidio por desempleo de nivel asistencial
8.1.2	7	Assistance for unemployed casual agricultural workers	Subsidio de desempleo para los Trabajadores Eventuales Agrarios
8.1.2	32	Active jobseeker's back-to-work allowance	Renta activa de inserción laboral
8.2	4	Partial unemployment benefits (contributory)	Prestaciones por desempleo parcial de nivel contributivo
8.5	30	Bankruptcy compensation	Compensación por quiebra

### 9 - Early retirement

9.1.1	26	Early retirement with substitution by another worker	Jubilación anticipada mediante sustitución por otro trabajador
9.1.1	47	Early retirement with substitution by another worker (regions)	Jubilación anticipada mediante sustitución por otro trabajador (regiones)
9.1.2	27	Replacement contracts	Contrato de relevo
9.2.1	1	Employment promotion funds (early retirement)	Fondos de Promoción de Empleo (Jubilación anticipada)
9.2.1	2	Early retirement allowance	Ayudas previas a la jubilación ordinaria
9.2.1	33	Early retirement allowance (regions)	Ayudas previas a la jubilación ordinaria (regiones)

---

Count of measures 47

## D.6 INVENTORY OF LMP MEASURES: France, 2002

Category	Measure	Name (English)	Name (National language)	
----------	---------	----------------	--------------------------	---

### 0 - Public employment services (PES)

0	42	National employment agency (ANPE)	Agence nationale pour l'emploi (ANPE)
0	43	Managerial employment agency (APEC)	Association pour l'emploi des cadres (APEC)
0	44	Local centres, permanent reception, information and advisory services (PAIO)	Mission locale, permanence d'accueil, d'information et d'orientation (PAIO)

### 1 - Intensive counselling and job-search assistance

1	45	Retraining units	Cellule de reclassement
1	53	Personalised services of ANPE	Prestations ANPE d'accompagnement
1	54	Job search workshops (ANPE)	Ateliers ANPE
1	55	Appraisal services of ANPE	Prestations ANPE d'évaluation
1	56	Support services of ANPE	Prestations ANPE d'appui
1	57	Guidance and monitoring services of AFPA	Prestations AFPA d'orientation et de suivi
1	58	Pathway to jobs (TRACE)	Trajets d'accès à l'emploi (TRACE)
1	66	Mobility support (PARE)	Aide à la mobilité géographique (PARE)

### 2 - Training


2	17	Training allowance - unemployment insurance system (AFR)	Allocation de formation reclassement (AFR)
2	18	Training allowance - public system	Rémunération des stagiaires (régime public)
2	63	Back-to-work support - training allowance (AREF)	Allocation d'aide au retour à l'emploi - formation (AREF)
2.1	10	Courses offered by the Association for Adult Vocational Training (AFPA)	Stages de l'Association pour la Formation Professionnelle des Adultes (AFPA)
2.1	11	Courses for specific groups (IRILL)	Stages catégoriels (IRILL)
2.1	13	Adult training courses organised by the regions	Stages de formation des adultes organisés par les Régions
2.1	14	Courses for admission to enterprises	Stages d'accès à l'entreprise
2.1	15	Individual training-for-employment and integration courses (SIFE)	Stage individuel d'insertion et de formation à l'emploi (SIFE)
2.1	16	Group training-for-employment and integration courses (SIFE)	Stage collectif d'insertion et de formation à l'emploi (SIFE)
2.1	64	Training support (PARE)	Aides à la formation (PARE)
2.2	20	FNE conventions on training and retraining	Conventions FNE de formation ou d'adaptation
2.3	9	Courses for young job-seekers (State + regions)	Stages jeunes demandeurs d'emploi (Etat + Régions)
2.4	22	Exemptions and subsidies for recruitment of apprentices	Exonération et prime pour l'embauche d'apprentis

### 3 - Job rotation and job sharing

### 4 - Employment incentives

4.1	26	Employment-initiative contract (CIE)	Contrat initiative emploi (CIE)
4.1	27	Exemption from social charges for recruitment of a first employee	Exonération de cotisations sociales pour l'embauche d'un premier salarié
4.1	28	Exemption from social charges for recruitment of the 1st to 50th employee in ZRR and ZRU areas	Exonération de cotisations sociales pour l'embauche du 1er au 50è salarié dans les zones ZRR et ZRU
4.1.1	32	Degrressive temporary allowance	Allocation temporaire dégressive
4.1.1	65	Degrressive support to employer (PARE)	Aide dégressive à l'employeur (PARE)
4.1.1	67	Youth employment contract	Contrat Jeune en entreprise
4.1.2	24	Qualification contracts (alternance training)	Contrat de qualification (Formation en alternance)
4.1.2	25	Orientation contracts (alternance training)	Contrat d'orientation (Formation en alternance)
4.1.2	36	Economic integration enterprises	Entreprise d'insertion par l'économie
4.1.2	37	Intermediary associations	Association intermédiaire
4.1.2	60	Adult qualification contracts	Contrat de qualification adultes
4.1.2	61	Enterprises providing temporary work for integration purposes	Entreprise de travail temporaire d'insertion
4.2	33	Retraining leave	Congé de conversion
4.2	35	Supported transition to part time work	Aide au passage à temps partiel

## D.6 INVENTORY OF LMP MEASURES: France, 2002

Category	Measure	Name (English)	Name (National language)
			
<b>5 - Integration of the disabled</b>			
5.1	49	Aid granted by the Association for the vocational integration of the disabled (AGEFIPH)	Aides de l'Association pour l'insertion professionnelle des handicapés (AGEFIPH)
5.2	47	Income guarantee for disabled workers (CAT)	Garantie de ressources des travailleurs handicapés (CAT)
5.2	48	Sheltered workshops for the disabled	Ateliers de travail protégé pour les handicapés
<b>6 - Direct job creation</b>			
6.2	39	Community work contract (CES)	Contrat emploi solidarité (CES)
6.2	40	Funded-employment contract (CEC)	Contrat emploi consolidé (CEC)
6.2	41	Town employment contract	Contrat emploi de ville
6.2	46	Jobs for young people	Emplois - jeunes
<b>7 - Start-up incentives</b>			
7	38bis	Consultancy cheque-book for business creation	Chèque-conseil création d'entreprise
7	38	Aid for the unemployed setting-up or rescuing a company	Aide aux chômeurs créateurs ou repreneurs d'entreprise
7	59	Support for new business development	Encouragement au développement d'entreprises nouvelles
<b>8 - Out-of-work income maintenance and support</b>			
8.1.1	1	Single degressive allowance (Unemployment insurance system)	Allocation unique dégressive (Régime d'assurance chômage)
8.1.2	2	Integration allowance (Solidarity system)	Allocation d'insertion (Régime de solidarité)
8.1.2	3	Specific solidarity allowance (Solidarity system)	Allocation spécifique de solidarité (Régime de solidarité)
8.2	4	Partial unemployment	Chômage partiel
<b>9 - Early retirement</b>			
9.1.1	8	Job-substitution allowance	Allocation de remplacement pour l'emploi
9.1.2	34	Phased early retirement	Préretraite progressive
9.2.1	6	FNE special redundancy allowance	Allocation spéciale licenciement du Fonds National de l'Emploi
9.2.1	62	Early retirement for special groups of employees (CATS)	Cessation d'activité de certains travailleurs salariés (CATS)
<b>Mixed measures</b>			
1,2,2.1	19	Retraining agreements	Convention de conversion
Count of measures		57	

## D.7 INVENTORY OF LMP MEASURES: Ireland, 2002

Category	Measure	Name (English)	Name (National language)
----------	---------	----------------	--------------------------



### 0 - Public employment services (PES)

0 9 Job facilitation service

### 1 - Intensive counselling and job-search assistance

1 15 Job clubs  
1 22 Counselling/guidance  
1 36 Local employment services

### 2 - Training

2 45 Local Training Initiative  
2 46 Community Youth Training Programme  
2.1 10 Back to education allowance (BTEA)  
2.1 35 VTOS (Vocational training opportunities scheme)  
2.1 38 Bridging Foundation  
2.1 39 Specific Skills Training  
2.1 43 Return to Work  
2.2 42 Linked Work Experience  
2.2 44 Job Training Scheme  
2.3 34 Youthreach  
2.3 40 Traineeship  
2.3 41 Community Training Workshops

### 3 - Job rotation and job sharing

### 4 - Employment incentives

4.1 47 Social Economy Programme  
4.1.1 4 Back to work allowance  
4.1.1 5 PRSI Exemption scheme  
4.1.1 7 Part-time job incentive scheme  
4.1.1 37 Job Initiative

### 5 - Integration of the disabled

### 6 - Direct job creation

6.2 23 Community employment scheme

### 7 - Start-up incentives

7 3 Back to work enterprise allowance (BWEA)

### 8 - Out-of-work income maintenance and support

8.1.1 1 Unemployment benefit  
8.1.2 2 Unemployment assistance

### 9 - Early retirement

9.2.1 12 Pre-retirement allowance

---

Count of measures 26



## D.8 INVENTORY OF LMP MEASURES: Italia, 2002

Category	Measure	Name (English)	Name (National language)	
----------	---------	----------------	--------------------------	---

### 0 - Public employment services (PES)

0	83	Prevention of long-term unemployment (ESF co-financed measures 2000-2006)	Azioni cofinanziate FSE 2000-2006 - Prevenzione disoccupazione di lunga durata
---	----	---	--

### 1 - Intensive counselling and job-search assistance

### 2 - Training

2	82	Integration and re-integration of long-term unemployed (ESF co-financed measures 2000-2006)	Azioni cofinanziate FSE 2000-2006 - Inserimento e reinserimento dei disoccupati di lunga durata
2	84	Integration and re-integration of disadvantaged groups into the labour market (ESF co-financed measures 2000-2006)	Azioni cofinanziate FSE 2000-2006 - Inserimento e reinserimento di gruppi svantaggiati
2	86	Integration of unemployed women into the labour market (ESF co-financed measures 2000-2006)	Azioni cofinanziate FSE 2000-2006 - Promozione partecipazione femminile al mercato del lavoro
2.2	24	Training & work contracts	Contratti di Formazione e lavoro
2.4	25	Apprenticeship	Apprendistato

### 3 - Job rotation and job sharing

### 4 - Employment incentives

4.1	32	Reintegration of managers in SMEs	Reinserimento di dirigenti disoccupati nelle PMI
4.1	51	Total triennial relief	Sgravio totale triennale
4.1.1	10	Reintegration contracts	Contratti di reinserimento
4.1.1	35	Incentives for taking on employees in CIGS	Incentivi assunzione lavoratori CIGS 3 mesi
4.1.1	36	Incentives for taking on long-term unemployed	Incentivi assunzione lavoratori disoccupati 24 mesi
4.1.1	52	Total annual relief	Sgravio totale annuale
4.1.1	56	Tax relief for SMEs creating jobs in Objective 1 areas	Credito d'imposta per le assunzioni operate da PMI nelle zone ob.1
4.1.1	57	Tax relief for job creation	Credito d'imposta per nuove assunzioni
4.1.1	59	Conversion of temporary apprenticeship contracts into permanent ones	Trasformazione in contratto a tempo indeterminato di contratto di Apprendistato
4.1.1	60	Conversion of temporary training & work contracts into permanent ones	Trasformazione in contratto a tempo indeterminato di contratto di Formazione e Lavoro
4.1.1,4.1.2	3	Incentives for hiring those registered in mobility lists	Incentivi per l'assunzione degli iscritti nelle liste di mobilità
4.1.2	53	Vocational integration schemes	Piani di inserimento professionale
4.1.2	54	Vocational and guidance traineeships	Tirocini formativi e di orientamento
4.2	49	Realignment contracts	Contratti di riallineamento
4.2	61	Subsidy for firms located in the Mezzogiorno	Contributo in forma capitaria per unità locali operanti nel Mezzogiorno

### 5 - Integration of the disabled

5.1	67	Exemption from social contributions for disadvantaged workers in social co-operatives	Sgravio contributivo totale per lavoratori svantaggiati nelle cooperative sociali
-----	----	---	---


### 6 - Direct job creation

6.2	11	Socially useful work (LSU)	Lavori socialmente utili (LSU)
-----	----	----------------------------	--------------------------------

### 7 - Start-up incentives

7	19	Loans for one-person businesses	Prestito d'onore
7	65	Relief for workers under 32 starting their own business	Sgravi per lavoratori con meno di 32 anni che avviano attività autonoma
7	85	Support of integration into regular labour market (ESF co-financed measures 2000-2006)	Azioni cofinanziate FSE 2000-2006 - Sostegno al lavoro regolare e all'emersione delle attività non regolari
7	87	Development of entrepreneurship (ESF co-financed measures 2000-2006)	Azioni cofinanziate FSE 2000-2006 - Sviluppo imprenditorialità con priorità nuovi bacini impiego

## D.8 INVENTORY OF LMP MEASURES: Italia, 2002

Category	Measure	Name (English)	Name (National language)
			
<b>8 - Out-of-work income maintenance and support</b>			
8.1.1	3a	Mobility allowance	Indennità di mobilità
8.1.1	71	Ordinary unemployment benefit (outside agriculture)	Indennità di disoccupazione non agricola ordinaria
8.1.1	72	Ordinary unemployment benefit with reduced requirements (outside agriculture)	Indennità di disoccupazione non agricola con requisiti ridotti
8.1.1	73	Ordinary unemployment benefit in the agricultural sector	Indennità di disoccupazione agricola ordinaria
8.1.1	74	Special unemployment benefit in the agricultural sector (66%)	Indennità di disoccupazione agricola speciale (66%)
8.1.1	75	Special unemployment benefit in the agricultural sector (40%)	Indennità di disoccupazione agricola speciale (40%)
8.1.1	76	Unemployment benefit with reduced requirements in the agricultural sector	Indennità di disoccupazione agricola con requisiti ridotti
8.1.1	77	Special unemployment benefit in the construction sector	Indennità di disoccupazione speciale per l'edilizia
8.1.1	88	Ordinary unemployment benefit in the construction sector	Indennità di disoccupazione ordinaria nel settore edile
8.2	80	Ordinary Wage Compensation Fund	Cassa Integrazione Guadagni Ordinaria
8.2	81	Extraordinary Wage Compensation Fund	Cassa Integrazione Guadagni Straordinaria
<b>9 - Early retirement</b>			
9.2.1	16	Early retirement	Prepensionamento
<b>Mixed measures</b>			
3.2.4.2	8	Solidarity contracts	Contratti di solidarietà
4.1.1,7	55	Subsidies for the reinsertion of ex-LSU	Contributo per il reinserimento lavorativo degli ex LSU
Count of measures		41	

## D.9 INVENTORY OF LMP MEASURES: Luxembourg, 2002

Category	Measure	Name (English)	Name (National language)	
----------	---------	----------------	--------------------------	---

### 0 - Public employment services (PES)

#### 1 - Intensive counselling and job-search assistance

#### 2 - Training

2	26	Training course for vocational reinsertion	Stage de réinsertion professionnelle
2.1	11	Training for entering or re-entering the labour market	Cours d'insertion professionnelle
2.1	12	Vocational retraining (workers)	Rééducation professionnelle (travailleurs)
2.2	24	Temporary auxiliary contract	Contrat d'auxiliaire temporaire
2.2	25	Training course of insertion in enterprise	Stage d'insertion en entreprise
2.4	29	Apprenticeship for adults	Apprentissage pour adultes

#### 3 - Job rotation and job sharing

#### 4 - Employment incentives

4	3	Aid to re-enter the labour market	Aide au réemploi
4.1	6	Aid for employing long-term and older unemployed	Aides à l'embauche de chômeurs âgés et de chômeurs de longue durée
4.1	7	Mobility allowance	Aides à la mobilité géographique
4.1	9	Income tax reduction for employing unemployed people	Bonification d'impôt pour l'embauche de chômeurs

#### 5 - Integration of the disabled

5.1	21	Measures of professional (re)integration of disabled workers	Mesures d'intégration et de réintégration professionnelles des travailleurs handicapés
5.1	22	Adaptation of the workplace for disabled workers	Aménagement des postes de travail pour personnes handicapées
5.1	23	Reimbursement of supplementary leave for disabled workers	Prise en charge du congé supplémentaire pour travailleurs handicapés
5.1	27	Creation of positions for the disabled	Création de postes de travail pour handicapés
5.3	20	Vocational training and retraining measures for disabled workers	Mesures d'orientation, de formation, de réadaptation et de rééducation professionnelles des travailleurs handicapés

#### 6 - Direct job creation

6.1	13	Subsidies for the creation of jobs of socio-economic value	Aides à la création d'emplois d'utilité socio-économique
6.2	2	Extraordinary works of general interest	Travaux extraordinaires d'intérêt général
6.2	10	Socially useful works	Mise au travail des chômeurs
6.2	28	Pool of assistants	pool des assistants

#### 7 - Start-up incentives

7	14	Subsidies for the creation of businesses by the unemployed	Aides à la création d'entreprises par les chômeurs
---	----	--	--

#### 8 - Out-of-work income maintenance and support

8.1	5	Unemployment compensation	Indemnité chômage complet
8.2	1	Partial unemployment benefit	Indemnisation de chômage partiel
8.2	4	Compensation for unemployment due to technical reasons or bad weather in the building sector	Indemnité chômage involontaire (chômage dû aux intempéries et chômage accidentel ou technique)
8.5	8	Debt guarantee in case of employer closing down	Garantie des créances en cas de faillite de l'employeur


#### 9 - Early retirement

9.1.2	19	Early retirement	Préretraite
-------	----	------------------	-------------


---

Count of measures 25

## D.10 INVENTORY OF LMP MEASURES: Nederland, 2002

Category	Measure	Name (English)	Name (National language)	
<b>0 - Public employment services (PES)</b>				
0	39	CWI - Centers for Work and Income	CWI - Centra voor Werk en Inkomen	
<b>1 - Intensive counselling and job-search assistance</b>				
<b>2 - Training</b>				
2	40	SVWW - Stimulation of fulfilling vacancies by unemployed and employed at risk	SVWW - Stimuleringsregeling Vacaturevulling door Werklozen en met werkloosheid bedreigde Werknemers	
<b>3 - Job rotation and job sharing</b>				
3.1	37	Career break	Wet Financiering Loopbaanonderbreking (Finlo)	
<b>4 - Employment incentives</b>				
4.1.1	14	RSP - Regulation on employment in domestic services	RSP - Regeling Schoonmaakdiensten Particulieren	
<b>5 - Integration of the disabled</b>				
5.2	6	WSW - Sheltered employment act	WSW - Wet Sociale Werkvoorziening	
<b>6 - Direct job creation</b>				
6	3	Regulation on I/D-jobs for long-term unemployed (former WI1/EWLW)	I/D-regeling - Regeling In- en Doorstroombanen voor langdurig werklozen (voorheen WI1/EWLW)	
<b>7 - Start-up incentives</b>				
<b>8 - Out-of-work income maintenance and support</b>				
8.1.1	31	WW - Unemployment insurance	WW - Werkloosheidswet	
8.1.2	32	TW - Supplementary benefits	TW - Toeslagenwet	
8.1.2	33	Abw - National assistance benefit (IOAW and IOAZ included)	Abw - Algemene bijstandswet	
8.1.2	34	IOAW - Income provisions for older or partially disabled, formerly unemployed persons	IOAW - Wet Inkomensvoorziening Oudere en gedeeltelijk Arbeidsongeschikte werkloze Werknemers	
8.1.2	35	IOAZ - Income provisions for older or partially disabled, formerly self-employed persons	IOAZ - Wet Inkomensvoorziening Oudere en gedeeltelijk Arbeidsongeschikte gewezen Zelfstandigen	
<b>9 - Early retirement</b>				
<b>Mixed measures</b>				
2.6.1,4.1.2	38	WIW - Jobseekers employment act	WIW - Wet Inschakeling Werkzoekenden	
2.4.4.1	1	WVA - Act on reduction of employers tax and social security contributions	WVA - Wet Vermindering Afdracht Loonbelasting en Premies Volksverzekeringen	
Count of measures		13		

## D.11 INVENTORY OF LMP MEASURES: Österreich, 2002

Category	Measure	Name (English)	Name (National language)	
<b>0 - Public employment services (PES)</b>				
0	24	Counselling and support of employment seekers & services to enterprises (AMS)	Beratung und Betreuung von Arbeitssuchenden und Unternehmen (AMS)	
<b>1 - Intensive counselling and job-search assistance</b>				
1	16	External labour market consultation and support	Arbeitsmarktpolitische Beratungs- und Betreuungseinrichtungen	
1	28	Interview allowance	Vorstellungsbeihilfe	
<b>2 - Training</b>				
2	45	Community initiative EMPLOYMENT	Gemeinschaftsinitiative EMPLOYMENT	
2	46	Community initiative ADAPT	Gemeinschaftsinitiative ADAPT	
2.1	7	Promotion of occupational mobility - course cost and course related cost	Förderung der beruflichen Mobilität -Beihilfe zur den Kurs- u. Kursnebenkosten	
2.1	8	Promotion of occupational mobility - living allowance	Förderung der beruflichen Mobilität - Beihilfe zur Deckung des Lebensunterhalts	
2.1	9	Unemployment benefit (ALG) for training after parental leave	Ausbildungs-ALG (nach Karenzgeldbezug)	
2.1	12	Support for training in institutions	Förderung von Schulungseinrichtungen - Geförderte Personen in Kursen	
2.2	13	Support for training in enterprises	Förderung von Unternehmen - geförderte Personen in betriebl. Ausbildungsmaßnahmen	
2.4	11	Promotion of apprenticeship training and vocational training	Förderung der Lehrausbildung und Berufsvorbereitung	
2.4	31	JASG apprenticeship foundations	JASG Lehrlingsstiftungen	
2.4	32	JASG training courses	JASG Berufslehrgänge	
<b>3 - Job rotation and job sharing</b>				
3.1	26	Solidarity subsidy (SOL)	Solidaritätsprämie (SOL)	
<b>4 - Employment incentives</b>				
4.1	15	Integration subsidy (BEB, BESEB, EB)	Eingliederungsbeihilfen (BEB, BESEB, EB)	
4.1.1	5	Promotion of regional mobility and entry into employment - travel allowance	Förderung der regionalen Mobilität und Arbeitsaufnahme - Entfernungsbeförderung	
4.1.1	6	Promotion of regional mobility and entry into employment - childcare allowance	Förderung der regionalen Mobilität und Arbeitsaufnahme - Kinderbetreuungsbeförderung	
4.2	19	Promotion of investment and restructuring	Förderung von Investitions- und Umstrukturierungsmaßnahmen	
4.2	30	Bonus part of the incentive-disincentive system for elderly workers	Bonus Malus System im Rahmen der ALV - der BONUS	
<b>5 - Integration of the disabled</b>				
5.1	34	Work adjustment backup system and job assistance for the disabled	Arbeitsassistenz für Behinderte und sonstige Unterstützungsmaßnahmen der BSBs	
5.1	37	Support for employment of the disabled through the BSBs	Beschäftigungsbeihilfen für Behinderte durch die BSBs	
5.2	43	Subsidies for contracted out work (BSB)	Prämien für Werkaufträge (BSB)	
5.2	44	Integration enterprises (BSB)	Integrative Betriebe (BSB)	
5.3	35	Vocational training for the disabled	Berufliche Qualifizierung für Behinderte	
<b>6 - Direct job creation</b>				
6.1	27	Childcare institutions	Kinderbetreuungseinrichtungen	
6.2	14	Socio-economic enterprises (SÖB) and non-profit employment projects (GBP)	Sozialökonomische Beschäftigungsbetriebe (SÖB) und Gemeinnützige Beschäftigungsprojekte (GBP)	
6.2	29	Support for integration in the non-profit sector (GEB)	Gemeinnützige Eingliederungsbeihilfe GEB	
<b>7 - Start-up incentives</b>				
7	17	Business start-up programme (GB)	Gründungsbeihilfe (GB)	

## D.11 INVENTORY OF LMP MEASURES: Österreich, 2002

Category	Measure	Name (English)	Name (National language)	
----------	---------	----------------	--------------------------	---

### 8 - Out-of-work income maintenance and support

8.1.1	1	Unemployment benefit	Arbeitslosengeld
8.1.2	2	Unemployment assistance	Notstandshilfe
8.1.2	36	Special unemployment assistance	Sondernotstandshilfe
8.2	20	Short-time working allowance	Kurzarbeitsbeihilfe
8.2	21	Bad weather compensation	Schlechtwetterentschädigung der BUAK
8.5	33	Insolvency-bankruptcy compensation	Insolvenz-Ausfallsgeld (IAG)

### 9 - Early retirement

9.2	49	Part-time pay/support for older workers	Altersteilzeitgeld/Altersteilzeitbeihilfe
9.2.1	3	Transfer benefits to facilitate transition into retirement - Special support (SUG)	Leistungen zur Erleichterung des Übertritts in die Pension - Sonderunterstützung (SUG)
9.2.1	4	Benefits to facilitate transition into retirement - Pension advances	Leistungen zur Erleichterung des Übertritts in die Pension - Pensionsbevorschussung

### Mixed measures

2.7	18	Employment foundations	Arbeitsstiftungen gem. §18 Abs.5 / Stiftungs-ALG
2.1,3.1	25	Further training allowance	Weiterbildungsgeld

---

Count of measures      39

## D.12 INVENTORY OF LMP MEASURES: Portugal, 2002

Category	Measure	Name (English)	Name (National language)	
----------	---------	----------------	--------------------------	---

### 0 - Public employment services (PES)

0	95	Administration and public employment service	Administração e serviço público de emprego
---	----	--	--

### 1 - Intensive counselling and job-search assistance

### 2 - Training

2	99	PROFIJ - Training programme for the integration of youngsters (Azores)	PROFIJ - Programa Formativo de Inserção de Jovens (Açores)
2.1	14	Training grants for workers	Bolsas de formação da iniciativa do trabalhador
2.1	63	Initial training (excluding apprenticeship)	Formação inicial (excepto aprendizagem)
2.1	64	Training for unemployed	Formação para desempregados
2.1	67	Special training for disadvantaged groups	Formação especial para grupos desfavorecidos
2.1	103	Intervention for vocational training and employment	Mediação para a Formação e o Emprego
2.1	115	Vocational training for young and adults	Cursos de Educação Formação de Jovens/Adultos
2.2	22	Practical vocational training	Estágios profissionais
2.2	98	Placement programme (Azores)	Plano Integrado de Estágios (Açores)
2.2	105	Practical vocational training aiming at socio-professional integration	Estágio de Integração Sócio-profissional
2.3	9	Training/employment schemes for young people, specialists, managers and adults	Programas de formação para jovens quadros e adultos
2.3	20	Vocational training workshops programme	Programa Escolas-Oficinas
2.3	112	Youth training and employment (Madeira)	Formação e Emprego de Jovens (Madeira)
2.3	113	Adult training and employment (Madeira)	Formação e Emprego de Adultos (Madeira)
2.4	7	Apprenticeship training for young people	Formação de jovens em regime de aprendizagem

### 3 - Job rotation and job sharing

3.1	116	Employment-training rotation program	Programa Rotação Emprego - Formação
-----	-----	--------------------------------------	-------------------------------------

### 4 - Employment incentives

4	101	Incentives for geographical mobility	Incentivos à Mobilidade Geográfica
4	117	PREAMP - Regional employment plan in the metropolitan area of Porto	PREAMP - Plano Regional de Emprego para a área Metropolitana do Porto
4	122	Social employment market (Azores)	Mercado social de emprego (Açores)
4.1	62	Salary compensation	Compensação salarial
4.1	80	Local employment initiatives -ILE (Madeira)	Iniciativas locais de criação de emprego - ILE (Madeira)
4.1	107	Employment incentive	Apoios ao Emprego
4.1	118	PREA - Regional employment plan in Alentejo	PREA - Plano Regional de Emprego para a região do Alentejo
4.1.4.2	87	Employment incentives (Azores)	Incentivos ao Emprego (Açores)
4.1.1	23	Subsidies for permanent employment contracts	Apoio a contratação por tempo indeterminado
4.1.1	24	Local employment initiatives - ILE	Iniciativas locais de emprego - ILE
4.1.1	29	Job creation for young people through exemptions from compulsory social security contributions	Criação de emprego de jovens por dispensa de contribuições para a Segurança Social
4.1.1	37	Exemption from social security contributions to promote recruitment of long-term unemployed	Apoio à contratação de trabalhadores desempregados de longa duração por dispensa de contribuições para a Segurança Social
4.1.1	106	Premium for socio-vocational integration	Prémio de Integração Sócio-profissional

## D.12 INVENTORY OF LMP MEASURES: Portugal, 2002

Category	Measure	Name (English)	Name (National language)	
<b>5 - Integration of the disabled</b>				
5.1	31	Reduction of social security contributions to facilitate vocational integration of disabled persons	Redução de contribuições para a integração profissional de pessoas deficientes	
5.1	68	Promotion of socio-professional integration of disabled	Apoio à integração socio-profissional de pessoas deficientes	
5.1	69	Self-employment for disabled	Instalação por conta própria para deficientes	
5.1	91	Support for the social and vocational integration of disabled - wage cost subsidies (Azores)	Apoios Financeiros à Integração Socioprofissional de Deficientes - Compensação aos Empregadores (Açores)	
5.1	92	Self-employment for the disabled (Azores)	Apoios Financeiros à Integração Socio-profissional de Deficientes - Instalação por Conta Própria (Açores)	
5.2	33	Sheltered employment	Emprego protegido	
5.3	34	Vocational preparation schemes for disabled persons	Formação profissional para pessoas deficientes	
5.3	84	Regional centre for professional training of disabled (Madeira)	Centro Regional de Formação Profissional de Deficientes (Madeira)	
<b>6 - Direct job creation</b>				
6.1	97	INTEGRA - Programme for adult integration (Azores)	INTEGRA - Programa de Integração de Adultos (Açores)	
6.2	3	Employment scheme for persons in receipt of unemployment benefits	Programa ocupacional para subsidiados	
6.2	4	Employment scheme for unemployed persons in need	Programa ocupacional para desempregados em situação de carencia economica	
6.2	86	Programme for temporary placement of those receiving unemployment benefit (Azores)	Programa de Colocação Temporária de Trabalhadores Subsidiados (Açores)	
6.2	89	Social programme for occupation of temporarily unemployed (Azores)	Programa Social de Ocupação de Adultos na Situação de Desemprego Temporário - Sazonal (Açores)	
6.2	110	Occupational program for adult unemployed (Madeira)	Programa Ocupacional de Adultos Desempregados (Madeira)	
6.2	111	Youth work experience (Madeira)	Experiência de Trabalho para Jovens (Madeira)	
6.2	114	Social employment scheme for the unemployed - PROSA (Azores)	PROSA - Programa Social de Ocupação de Adultos (Açores)	
6.2	119	Insertion-Employment program	Inserção Emprego	
<b>7 - Start-up incentives</b>				
7	25	Subsidies for creation of self-employed	Criação do Proprio Emprego por subsidiados	
7	26	Support for entry into self-employment	Apoio a Criação do Proprio Emprego - ACPE	
7	90	Local initiatives for job creation (Azores)	Iniatiivas Locais de Criação de Empregos (Açores)	
7	108	Incentives for self-employment	Apoios ao Auto-emprego	
<b>8 - Out-of-work income maintenance and support</b>				
8.1.1	75	Unemployment subsidy	Subsídio de desemprego	
8.1.2	76	Unemployment assistance	Subsídio social de desemprego	
8.2	1	Short-time working or temporary suspension of employment	Suspensão ou redução temporaria da prestação de trabalho	
8.3	104	Partial unemployment benefit	Subsídio de desemprego parcial	
8.5	61	Payment of backdated earnings from bankrupt or insolvent firms	Garantia salarial	
<b>9 - Early retirement</b>				
9.2	44	Early retirement agreements between workers and employers	Pré-reforma	
9.2.1	41	Early retirement for the elderly unemployed	Reforma antecipada - trabalhadores idosos desempregados	
<b>Mixed measures</b>				
2.4	96	Integration enterprises	Empresas de Inserção	
2.2.7	21	Promotion of vocational training and employment to conserve the cultural heritage	Apoio a formação-emprego no ambito da Conservação do Patrimonio Cultural - CPC	

Count of measures 60



## D.13 INVENTORY OF LMP MEASURES: Suomi/Finland, 2002

Category	Measure	Name (English)	Name (National language)	
<b>0 - Public employment services (PES)</b>				
0	5	Mobility allowance	Liikkuvuusavustus	
0	18	Placement services	Työnvälitys	
0	21	Training and vocational information services	Tietopalvelu	
<b>1 - Intensive counselling and job-search assistance</b>				
1	20	Vocational guidance	AmmatINVALINNAOHJAUS	
<b>2 - Training</b>				
2.1	6	Labour market training	Työvoimakoulutus	
2.1	17	Support for self-motivated training for unemployed persons	Omaehtoisen opiskelun tuki työttömille	
2.1	24	The adult training supplement of the training and redundancy fund	Koulutus- ja erorahaston aikuiskoulutuslisä	
2.2	12	Employment subsidy for coaching for working life	Työllistämistuki työelämävalmennukseen	
2.2	15	Trainee work/coaching for working life with labour market support	Työmarkkinatuen työharjoittelu/työelämävalmennus	
2.4	7	Apprenticeship for the unemployed	Oppisopimuskoulutus työttömille	
<b>3 - Job rotation and job sharing</b>				
3.1	16	Job rotation	Työnvuorottelu	
3.2	13	Part-time pay supplement	Työllistäminen osa-aikatyöhön	
<b>4 - Employment incentives</b>				
4.1	35	Combined subsidy	Yhdistelmätuki	
4.1.1	10	Employment subsidy, private companies	Työllistämistuki yrityksille	
<b>5 - Integration of the disabled</b>				
5.2	34	Employment supporting activity of the municipalities	Kuntien työllistymistä tukeva toiminta	
5.3	22	Vocational rehabilitation	Ammatillinen kuntoutus työvoimapalveluna	
5.3	25	Rehabilitation activities of the social insurance institution	Kansaneläkejärjestelmän ammatillinen kuntoutus	
5.3	26	Rehabilitation activities of the employment pension scheme	Työeläkejärjestelmän ammatillinen kuntoutus	
5.3	27	Rehabilitation activities of the accident and traffic insurance	Tapaturma- ja liikennevakuutuksen ammatillinen kuntoutus	
<b>6 - Direct job creation</b>				
6.2	8	Temporary government employment	Valtion työtehtävät	
6.2	9	Employment subsidy, municipalities	Kunnallinen työllistämistuki	
6.2	36	Rehabilitative work experience	Kuntouttava työtoiminta	
<b>7 - Start-up incentives</b>				
7	11	Start-up grant	Yrittäjäraha	
<b>8 - Out-of-work income maintenance and support</b>				
8.1.1	1	Earnings-related unemployment allowance	Työttömän ansiosidonnainen päiväraha	
8.1.2	2	Basic unemployment allowance	Työttömän peruspäiväraha	
8.1.2	4	Labour market support (passive component)	Työttömän työmarkkinatuki	
8.2	30	Earnings related adjusted unemployment allowance as partial unemployment benefit	Soviteltu ansiosidonnainen päiväraha lyhennettyä työaikaa tekeville	
8.2	32	Adjusted basic unemployment allowance or labour market support as partial unemployment benefit	Soviteltu peruspäiväraha tai työmarkkinatuki lyhennettyä työaikaa tekeville	
8.3	31	Earnings related adjusted unemployment allowance as part-time unemployment benefit	Soviteltu ansiosidonnainen päiväraha osa-aikatyötä tekeville	
8.3	33	Adjusted basic unemployment allowance or labour market support as part-time unemployment benefit	Soviteltu peruspäiväraha ja työmarkkinatuki osa-aikatyötä tekeville	
8.4	23	Redundancy payment	Eroraha	
8.5	28	Pay security	Palkkaturva	

## D.13 INVENTORY OF LMP MEASURES: Suomi/Finland, 2002

Category	Measure	Name (English)	Name (National language)	
----------	---------	----------------	--------------------------	---

### 9 - Early retirement

9.2.1	3	Unemployment pension	Työttömyyseläke	
-------	---	----------------------	-----------------	--

---

Count of measures	33			
-------------------	----	--	--	--

## D.14 INVENTORY OF LMP MEASURES: Sverige, 2002

Category	Measure	Name (English)	Name (National language)
<b>0 - Public employment services (PES)</b>			
0	19	Placement service	Platsförmedling
0	20	Vocational guidance service	Yrkesvägledning
0	42	Activity Guarantee	Aktivitetsgarantin
<b>1 - Intensive counselling and job-search assistance</b>			
<b>2 - Training</b>			
2	14	Employability rehabilitation programme	Arbetslivsriktad rehabilitering
2	43	Activities within counselling, guidance and placement services	Aktiviteter inom vägledning och platsförmedling
2	47	Projects with Employment Policy Orientation	Projekt med arbetsmarknadspolitisk inriktning
2.1	6	Computer/activity centres	Datortek
2.1	11	On-the-job training	Företagsutbildning
2.1	22	Study allowance for the unemployed (SVUXA)	Särskilt vuxenstudiestöd till arbetslösa (SVUXA)
2.1	39	Adult education initiative	Kunskapslyftet
2.1	49	Preparatory Training Courses	Förberedande eller orienterande utbildning
2.1	50	Employment Training	Arbetsmarknadsutbildning
2.2	3	International practice scholarship	Interpraktikstipendier
<b>3 - Job rotation and job sharing</b>			
3.1	53	Career Break	Friår (friårslediga)
<b>4 - Employment incentives</b>			
4.1	15	Mobility allowance	Flyttningsbidrag
4.1.1	36	General recruitment incentive	Allmänt anställningsstöd
4.1.1	37	Extended recruitment incentive (for persons enrolled with the PES for 2 years)	Förstärkt anställningsstöd (för 2-års inskrivna)
4.1.1	44	Special recruitment incentive	Särskilt anställningsstöd
4.1.1	45	Extended recruitment incentive (for persons enrolled with the PES for 4 years)	Förstärkt anställningsstöd (4-års inskrivna)
4.1.2	7	Municipal youth programme	Kommunala ungdomsprogrammet
4.1.2	31	Youth guarantee	Ungdomsgarantin
4.1.2	35	Work Experience	Arbetspraktik
<b>5 - Integration of the disabled</b>			
5.1	12	Wage subsidies	Lönebidrag
5.1	40	Workplace adjustment grants	Bidrag till arbetshjälpmedel, arbetsbiträde, näringshjälp och reskostnader
5.1	46	Dormant disability pension	Vilande förtidspension
5.2	13	Public sheltered employment (OSA)	Offentligt skyddat arbete (OSA)
5.2	21	Samhall	Samhall
<b>6 - Direct job creation</b>			
<b>7 - Start-up incentives</b>			
7	9	Start-up grants	Start av näringsverksamhet
<b>8 - Out-of-work income maintenance and support</b>			
8.1,8.3	16	Unemployment insurance and Basic insurance	Arbetslöshetsförsäkring och Grundförsäkring
8.5	30	Wage guarantee	Lönegaranti
<b>9 - Early retirement</b>			
9.2	29	Occasional resignation compensation	Tillfällig avgångsersättning
<b>Mixed measures</b>			
2.1,3.1	41	Special training grant (UBS)	Särskilt utbildningsbidrag (UBS)
Count of measures		32	



## D.15 INVENTORY OF LMP MEASURES: United Kingdom, 2002

Category	Measure	Name (English)	Name (National language)	
----------	---------	----------------	--------------------------	---

### 0 - Public employment services (PES)

0	9	Job placing - Employment service placing and advisory functions
---	---	---

### 1 - Intensive counselling and job-search assistance

1	8	Jobseeker's allowance (JSA) - Interviews
1	10	New Deal for Partners of Unemployed People (NDPU)
1	14	Travel to interview scheme
1	16	Work trials
1	22	Programme centres (plus other jobsearch provision: Jobclub, Jobplan)
1	23	PACTS - Placing assessment and counselling teams
1	38	Action Teams for Jobs

### 2 - Training

2.3	4	Work-based learning for adults (WBLA)
2.4	5	Work-based training for young people (WBTYP)

### 3 - Job rotation and job sharing

### 4 - Employment incentives

4.1	29	Jobfinder's grant
-----	----	-------------------

### 5 - Integration of the disabled

5	24	Employment rehabilitation (Work preparation)
5.1	31	Access to work
5.1	32	Job introduction scheme (JIS)
5.1,5.2	33	Supported employment (including Remploy)
5.3	12	New Deal for Disabled People (NDDP)

### 6 - Direct job creation

### 7 - Start-up incentives

7	36	Youth enterprise initiative (YEI)
---	----	-----------------------------------

### 8 - Out-of-work income maintenance and support

8.1	3	Jobseeker's allowance (JSA): payments
-----	---	---------------------------------------

### 9 - Early retirement

#### Mixed measures

1,2.1,2.2,	2	New Deal 25+
4.1.2		
1,2.1,	1	New Deal for 18-24
4.1.2,6.2		
1,2.2,6.2	35	Employment zones
1,4.1	11	New Deal for Lone Parents (NDLP)
1,4.1	37	New Deal 50+

---

Count of measures	23
-------------------	----

## D.16 INVENTORY OF LMP MEASURES: Norway, 2002

Category	Measure	Name (English)	Name (National language)	
----------	---------	----------------	--------------------------	---

### 0 - Public employment services (PES)

0	26	Job seekers registered in Public Employment Service (Aetat)	Arbeidssøkere registrert i Arbeidsmarkedsetaten (Aetat)
---	----	---	---

### 1 - Intensive counselling and job-search assistance

1	4	Job clubs	Jobbklubber
---	---	-----------	-------------

### 2 - Training

2.1	7	Labour Market Training (AMO)	Arbeidsmarkedsopplæring (AMO)
2.2	8	Work experience in ordinary enterprises	Arbeidspraksis, ordinær virksomhet
2.2	9	In-house training (BIO)	Bedriftsintern opplæring (BIO)

### 3 - Job rotation and job sharing

3.1	12	Temporary substitute places	Vikarplasser
-----	----	-----------------------------	--------------

### 4 - Employment incentives

4.1	5	Mobility promoting grants	Mobilitetsfremmende stønader
4.1.1	6	Wage subsidies to employers	Lønnstilskudd til arbeidsgivere
4.1.1	28	Wage subsidies for the occupationally disabled	Lønnstilskudd yrkeshemmede

### 5 - Integration of the disabled

5.1	13	In-house rehabilitation (BIA)	Bedriftsintern Attføring (BIA)
5.1	14	Temporary employment measures for the occupationally disabled	Midlertidige sysselsettingstiltak, yrkeshemmede
5.1	18	Integration subsidies	Integreringstilskudd
5.1	19	Supported employment (AB)	Arbeid med bistand (AB)
5.1	21	Work experience - Practice in regular places of work for the occupationally disabled	Arbeidspraksis yrkeshemmede, hospitering
5.1	23	Sheltered workshops (AMB phase 1)	Arbeidsmarkedsbedrifter (AMB) fase1
5.1	30	Work experience in ordinary enterprises for the occupationally disabled	Arbeidspraksis yrkeshemmede, ordinær virksomhet
5.1	31	Flexijob	Fleksijobb
5.2	15	Work experience in sheltered enterprises	Arbeidspraksis yrkeshemmede, skjermet virksomhet
5.2	24	Sheltered workshops (AMB phase 2)	Arbeidsmarkedsbedrifter (AMB) fase2
5.3	16	Job training groups (ATG)	Arbeidstreningsgrupper (ATG)
5.3	22	Education in regular schools	Utdanning i ordinære skoler

### 6 - Direct job creation

6.2	11	Temporary public employment (KAJA)	Kompetanse, arbeidstrening og jobbskaping for arbeidsledige (KAJA)
-----	----	------------------------------------	--

### 7 - Start-up incentives

7	25	Start your own business	Egen etablering
---	----	-------------------------	-----------------

### 8 - Out-of-work income maintenance and support

8.1.1,8.5	1	Unemployment benefits	Dagpenger under arbeidsløshet
8.1.2	17	Special rehabilitation allowance (SPA)	Spesielle attføringstiltak (SPA)
8.1.2	27	Payments for occupational rehabilitation between measures	Attføringspenger mellom tiltak
8.1.2	29	Waiting benefit	Ventestønad

### 9 - Early retirement

---


Count of measures 27

**E EXTERNAL DATA**

## E.1 GDP & currency exchange rates, 2002

### E.1.1 GDP


*Euro (Mrd), Current market prices*

 eurostat	BE	DK	DE	EL	ES	FR	IE	IT	LU	NL	AT	PT	FI	SE	UK	NO
GDP	260.0	183.7	2,110.4	141.4	696.2	1,520.8	129.3	1,258.3	22.4	444.6	218.3	129.3	139.7	255.7	1,660.1	202.5

Source: Eurostat, NewCronos. Data extracted on 16 December 2003

### E.1.2 Exchange rates

*National currency units per Euro*


 eurostat	BE	DK	DE	EL	ES	FR	IE	IT	LU	NL	AT	PT	FI	SE	UK	NO
Exchange rate	40.3399	7.43052	1.95583	340.750	166.386	6.55957	0.78756	1,936.27	40.3399	2.20371	13.7603	200.482	5.94573	9.16107	0.62883	7.50863

Source: Eurostat, NewCronos. Data extracted on 17 December 2003

## E.2 Numbers of unemployed persons, 2002

### E.2.1 Registered unemployed


*Annual average (1000s)*

 eurostat	BE	DK	DE	EL	ES	FR	IE	IT	LU	NL	AT	PT	FI	SE	UK	NO
Registered unemployed	540.3	161.6	4,060.3	:	1,621.5	2,258.9	162.5	1,532.9	5.8	170.0	232.4	345.3	281.3	185.8	943.6	75.2

Source: LMP database. Data extracted on 09 February 2004. IT estimated using information derived from the LFS on registration with the PES for unemployed persons.

### E.2.2 LFS unemployed

*Annual average (1000s)*

 eurostat	BE	DK	DE	EL	ES	FR	IE	IT	LU	NL	AT	PT	FI	SE	UK	NO
LFS unemployed	330.8	130.8	3,362.0	435.5	2,082.8	2,276.0	87.0	2,160.5	3.0	231.5	157.5	272.3	237.3	231.0	1,533.8	89.0

Source: Eurostat, NewCronos. Data extracted on 23 February 2004; LU data refer to 2001.

## **F REFERENCE INFORMATION**



## F.1 Methodological information

### 1. Scope

The scope of the LMP database is defined as including all labour market measures which can be described as: *Public interventions in the labour market aimed at reaching its efficient functioning and to correct disequilibria and which can be distinguished from other general employment policy measures in that they act selectively to favour particular groups in the labour market.*

Public interventions refer to measures taken by general government in this respect which involve expenditure, either in the form of actual disbursements or of foregone revenue (reductions in taxes, social contributions or other charges normally payable). General government should be understood as including central government, state/regional government, local government and the social security funds. (See the LMP Methodology for detailed definitions.)

The scope of the database is also limited to labour market measures which are explicitly targeted in some way at groups of people with difficulties in the labour market - referred to here as target groups (i.e. it therefore excludes more general employment policies). In broad terms this covers people who are unemployed, people in employment but in risk of involuntary job-loss, and inactive persons who are currently not part of the labour force (in the sense that they are not employed or unemployed according to the ILO definitions<sup>1</sup>) but who would like to enter the labour market and are disadvantaged in some way. (See the LMP Methodology for detailed definitions.)

Measures which act in the labour market but which are not targeted at disadvantaged groups are considered as general employment measures and should not be included in this data collection.

### 2 Coverage

The database aims to cover information on the whole territory of each country.

Data in this publication refer to 2001 unless otherwise specified by footnotes.

### 3. Statistical unit

The statistical unit in the LMP data collection is the labour market *measure*. The LMP questionnaire then

requests information for a number of variables, both quantitative and qualitative, which apply to and describe the statistical unit so defined.

### 4. Classification of measures

Measures are classified in two ways - by type of action (e.g. placement services or employment incentives) and by type of expenditure (e.g. transfers to individuals or transfers to employers).

#### 4.1 Classification by type of action

The type of action refers to the way in which a measure acts to achieve its objectives. The classification scheme identifies one base category of general services and nine categories of LMP measures, most with two or more sub-categories (see table F.3). Brief definitions of each category are given below. (See the LMP methodology for further details and for conventions relating to each category.)

A measure incorporating actions from more than one category is known as a *mixed* measure.

Throughout this publication the term *category* (or *categories*) refers to categories of the classification by type of action (except paragraph 4.2 below which defines the classification by type of expenditure).

#### Categories of the classification by type of action:

0 - Public employment services (PES): *Services of the public employment services which facilitate the job-search process and which are generally available to all jobseekers.*

1 - Intensive counselling and job-search assistance: *Programmes which assist the job search process through intensive, individualised counselling and which are targeted to persons registered as unemployed job seekers experiencing special difficulties in getting a job, or other groups with difficult access to the labour market.*

2 - Training: *Programmes which aim to improve the employability of the unemployed and other target groups through training, and which are financed by public bodies. Measures included here should include some evidence of classroom teaching, or if in the workplace, supervision specifically for the purpose of instruction.*

3 - Job rotation and job sharing: *Programmes that facilitate the insertion of an unemployed person or a*

<sup>1</sup>The ILO definition of 'unemployed' refers to persons who, during the reference period, were:

(a) *without work*, i.e. were not in paid employment or self-employment;

(b) *currently available for work*, i.e. were available for paid employment or self-employment during the reference period;

(c) *seeking work*, i.e. had taken specific steps in a specified recent period to seek paid employment or self-employment.

person from another target group into a work placement by substituting hours worked by an existing employee.

4 - Employment incentives: *Programmes which facilitate the recruitment of unemployed persons and other target groups, or help to ensure the continued employment of persons at risk of involuntary job loss. The majority of the labour cost is normally covered by the employer.*

5 - Integration of the disabled: *Programmes that aim to promote integration of disabled persons into the labour market.*

6 - Direct job creation: *Programmes that create additional jobs, usually of community benefit or socially useful, in order to find employment for the long-term unemployed or persons otherwise difficult to place. The majority of the labour cost is normally covered by the public finance.*

7 - Start-up incentives: *Programmes that promote entrepreneurship by encouraging the unemployed and target groups to start their own business or to become self-employed.*

8 - Out-of-work income maintenance: *Programmes which aim to compensate individuals for loss of wage or salary through the provision of cash benefits when:*  
- *a person is capable of working and available for work but is unable to find suitable employment.*  
- *a person is on lay-off or enforced short-time work or is otherwise temporarily idle for economic or other reasons (including seasonal effects).*  
- *a person has lost his/her job due to restructuring or similar (redundancy compensation).*

9 - Early retirement: *Programmes which facilitate the full or partial early retirement of older workers who are assumed to have little chance of finding a job or whose retirement facilitates the placement of an unemployed person or a person from another target group.*

#### **4.2 Classification by type of expenditure**

The type of expenditure refers to the ways in which public funds are issued in order to benefit target groups. The classification scheme (see table F.4) is based firstly upon who is the direct recipient of the public money and then the type of expenditure involved (cash payment or foregone revenue) and the way it is disbursed (periodic or lump-sum payment). The direct recipient of public expenditure may be the individual beneficiaries, their employers, or service providers that produce goods and services provided as benefits in kind (e.g. training). Many measures utilise more than one type of expenditure.

#### Categories of the classification by type of expenditure:

1 - Transfers to individuals: *public expenditure transferred directly to individuals and which are paid in cash or through a reduction in obligatory levies.*

2 - Transfers to employers: *public expenditure transferred directly to employers and which are paid in cash or through a reduction in obligatory levies.*

3 - Transfers to service providers: *public expenditure transferred directly to producers of goods and services that are provided to individuals or to employers as benefits in kind.*

#### Sub-categories of the classification by type of expenditure:

1 - Periodic cash payments: *cash payments issued at regular intervals, such as each week, month or quarter.*

2 - Lump sum payments: *cash payments issued on a single occasion or in the form of a lump sum.*

3 - Reimbursements: *payments that reimburse the recipient in whole or in part for certified expenditure on specified goods and services.*

4 - Reductions in social contributions: *full or partial exemptions to obligatory social contributions.*

5 - Reductions in taxes: *full or partial exemptions to taxes or other obligatory levies other than social contributions.*

#### **5. Expenditure**

Item 18 of the LMP questionnaire relates to public expenditure on LMP measures. The expenditure to be reported is defined as being *"...the value of all benefits provided to individuals or organisations in the form of cash, reimbursements, directly provided goods and services, and revenue foregone through reductions in obligatory levies. The administrative costs associated with the measure should not be included."*

Data are reported as a total (18.1) and then broken down by the three main types of expenditure following the classification by type of expenditure - Transfers to individuals (18.2), Transfers to employers (18.3) and Transfers to service providers (18.4). Items 18.2 and 18.3 are further broken down by the 5 detailed types of expenditure (see paragraph 4.2 above).

#### **6. Participants**

The LMP collects information on public interventions

(measures) in favour of persons disadvantaged in the labour market. Three variables are requested in order to evaluate the numbers of participants in these measures: stock, entrants and exits (respectively items 19, 20 and 21 in the questionnaire).

19. Stock refers to *the number of participants in a measure at a given moment*. The methodology specifies that an annual average stock should be calculated on the basis of monthly or weekly observations. As far as is known, any figures derived using less than quarterly observations are identified by footnotes. A person that participates twice in a given measure, each time for 3 months, gives exactly the same weight to the stock figure as a person who participates once for six months -  $(3+3)/12 = 6/12 = 0.5$ .

20. Entrants refers to *the number of participants joining the measure during the year (inflow)*. Persons already in the measure from the previous year are not included. The measurement includes all new starts so that a given individual may be counted more than once if they join, leave and then rejoin a measure during the year. As far as is known, any observations not derived in this way are identified by footnotes.

21. Exits refers to *the number of participants leaving the measure during the year (outflow)*. This includes completed participations and drop-outs - i.e. persons leaving a measure before completion, including those who leave early for positive reasons (i.e. because they have found work or have returned to education). As with entrants, the observation refers to participations and not individuals so that any given individual may be counted more than once. As far as is known, any observations not conforming to this definition are identified by footnotes.

The LMP questionnaire also requests breakdowns of participants using the following variables: 22 Sex; 23 Age; 24 Duration of unemployment; 25 Previous employment status of entrants; 26 Completions and drop-outs; 27 Destination of exits. (See the LMP Methodology for detailed definitions.)

## F.2 LMP questionnaire




### Qualitative items

1	Measure Number	12.3	State/regional government budget
2	Measure Name	12.4	Local government budget
2.1	Measure name (English)	12.5	Social security funds
2.2	Measure name (national language)	12.6	European Social Fund (ESF)
3	Description of Measure	12.7	Other
3.1	Description (English)	12.8	Clarification
3.2	Description (national language)	13	Objectives
4	Type of Action	14	Eligibility
4.1	Class	15	Responsible Institution
4.2	Measure components	15.1	Central Government
4.2.1	Category	15.2	State/regional government
4.2.2	Name	15.3	Local government
5	Type of Expenditure	15.4	Social security funds
5.1	Transfers to individuals	15.5	Trade union or similar
5.1.1	Periodic cash payments	15.6	Public employment services
5.1.2	Lump-sum payment	16	Legal Basis
5.1.3	Reimbursements	17	Implementation
5.1.4	Reduced social contributions	17.1	Year started
5.1.5	Reduced taxes	17.2	Year ended
5.2	Transfers to employers	17.3	Full-scale/pilot
5.2.1	Periodic cash payments	<b>Expenditure</b>	
5.2.2	Lump-sum payment	18	Expenditure
5.2.3	Reimbursements	18.1	Total
5.2.4	Reduced social contributions	18.2	Transfers to individuals
5.2.5	Reduced taxes	18.2.1	Periodic cash payments
5.3	Transfers to service providers	18.2.2	Lump-sum payments
5.4	Clarification	18.2.3	Reimbursements
6	Target Groups	18.2.4	Reduced social contributions
6.1	Unemployed	18.2.5	Reduced taxes
6.1.1	LTU	18.3	Transfers to employers
6.1.2	LTU definition	18.3.1	Periodic cash payments
6.2	Employed	18.3.2	Lump-sum payments
6.3	Inactive	18.3.3	Reimbursements
6.4	Jobseekers	18.3.4	Reduced social contributions
7	Detailed Target Groups	18.3.5	Reduced taxes
7.1	Youth	18.4	Transfers to service providers
7.2	Older	<b>Participants</b>	
7.3	Disabled	19	Stock
7.4	Immigrants/ethnic minorities	20	Entrants
7.5	Re-entrants/lone parents	21	Exits
7.6	Public priorities and Other	<b>Breakdown of participants</b>	
7.7	Clarification	22	Sex
8	Unemployment Registration	23	Age
8.1	Condition for participation	24	Duration of unemployment
8.2	Registration continued	25	Previous employment status of entrants
9	Receipt of Other Cash Benefits	25.1	Unemployed
9.1	Unemployment benefit	25.1.1	Registered
9.2	Other LMP benefit	25.2	Employed
9.3	Other benefit	25.3	Inactive
9.4	Clarification	26	Completions and drop-outs
10	Planned Duration	26.1	Completions
10.1	Typical	26.2	Drop-outs
10.2	Maximum	27	Destination of exits
10.3	Clarification	27.1	Employment
11	Area of Application	27.2	Unemployment
11.1	National	27.3	Other measure
11.2	Regional	27.4	Inactivity
11.3	Other	<b>Duration</b>	
11.4	Clarification	28	Average duration of participation
12	Source of Finance	<b>Volume</b>	
12.1	Ear-marked taxes	29	Volume
12.2	Central government budget		


### F.3 Classification by type of action

Category	Name
<b>0</b>	<b>Public employment services (PES)</b>
<b>1</b>	<b>Intensive counselling and job-search assistance</b>
<b>2</b>	<b>Training</b>
2.1	Institutional training
2.2	Workplace training
2.3	Integrated training
2.4	Special support for apprenticeship
<b>3</b>	<b>Job rotation and job sharing</b>
3.1	Job rotation
3.2	Job sharing
<b>4</b>	<b>Employment incentives</b>
4.1	Recruitment incentives
4.1.1	Permanent
4.1.2	Temporary
4.2	Employment maintenance incentives
<b>5</b>	<b>Integration of the disabled</b>
5.1	Regular employment
5.2	Sheltered employment
5.3	Other rehabilitation and training
<b>6</b>	<b>Direct job creation</b>
6.1	Permanent
6.2	Temporary
<b>7</b>	<b>Start-up incentives</b>
<b>8</b>	<b>Out-of-work income maintenance and support</b>
8.1	Full unemployment benefits
8.1.1	Unemployment insurance
8.1.2	Unemployment assistance
8.2	Partial unemployment benefits
8.3	Part-time unemployment benefits
8.4	Redundancy compensation
8.5	Bankruptcy compensation
<b>9</b>	<b>Early retirement</b>
9.1	Conditional
9.1.1	Full
9.1.2	Partial
9.2	Unconditional
9.2.1	Full
9.2.2	Partial
X	Not classified


## F.4 Classification by type of expenditure

Category	Name	
<b>1</b>	<b>Total</b>	
<b>2</b>	<b>Transfers to individuals</b>	
2.1	Periodic cash payments	
2.2	Lump-sum payments	
2.3	Reimbursements	
2.4	Reduced social contributions	
2.5	Reduced taxes	
<b>3</b>	<b>Transfers to employers</b>	
3.1	Periodic cash payments	
3.2	Lump-sum payments	
3.3	Reimbursements	
3.4	Reduced social contributions	
3.5	Reduced taxes	
<b>4</b>	<b>Transfers to service providers</b>	

## F.5 Abbreviations by country


Country/Abbreviation	Meaning	
<b>Generally applicable</b>		
ESF	European Social Fund	
NAP	National (employment) action plan	
PES	Public employment service(s)	
SMEs	Small & medium sized enterprises	
<b>Belgique/België</b>		
ALE	Agence locale pour l'emploi	
APE	Aides à la Promotion de l'Emploi	
CFI	Communauté flamande	
CG	Communauté germanophone	
CPAS	Centre public d'aide sociale	
FBI	Fonds budgétaire interdépartemental	
Fed	Fédéral	
FOREM	Office communautaire et régional de la formation professionnelle et de l'emploi pour la Région wallonne	
IBFFP	Institut bruxellois francophone pour la formation professionnelle	
MRE	Missions régionales pour l'emploi	
ONEM	Office national de l'emploi	
ORBEM	Office régional bruxellois de l'emploi	
RBC	Région Bruxelles-capitale	
RF	Région flamande	
RW	Région wallonne	
VDAB	Vlaamse Dienst voor Arbeid en Beroepsopleiding	
<b>Danmark</b>		
EØS	European Area of Economic Corporation, which consists of the EU, Norway, Iceland and Liechtenstein.	
SU	State educational support	
VERPS	Voluntary early retirement pay scheme	
<b>Deutschland</b>		
ABM	Arbeitsbeschaffungsmaßnahmen	
AQJ	Arbeit und Qualifizierung für Jugendliche	
BA	Bundesanstalt für Arbeit	
Quali-ABM	Qualifizierungs-Arbeitsbeschaffungsmaßnahmen	
SAM	Strukturanpassungsmaßnahme	
SGB	Sozialgesetzbuch	
<b>Ellada</b>		
EPA	National employment observatory	
ESPA	System of protection against unemployment	
KEK	Centres for vocational training	
KESEN	Training centres for merchant marine cadres	
KETHI	Research centre for gender equality	
KPA	Employment promotion centres	
LAEK		
OAED	Greek Manpower Employment Organisation (ΟΡΓΑΝΙΣΜΟΣ ΑΠΑΣΧΟΛΗΣΗΣ ΕΡΓΑΤΙΚΟΥ ΔΥΝΑΜΙΚΟΥ)	
<b>España</b>		
ET y CO	Programa de escuelas-taller y casas de oficio	
FORCEM	Fundacion para la formacion continua	
FPO	Formacion profesional ocupacional	
INEM	Instituto nacional de empleo	
MTAS	Ministerio de trabajo y asuntos sociales	
PFIP	Plan nacional de formacion e insercion profesional	
REASS	Régimen especial agrario de la seguridad social	

## F.5 Abbreviations by country


Country/Abbreviation	Meaning	
<b>France</b>		
ACA	Allocation aux chômeurs âgés	
AFPA	Association pour la formation professionnelle des adultes	
AFR	Allocation de formation reclassement	
AGEFIPH	Association pour la gestion de l'emploi, la formation et l'insertion professionnelle des personnes handicapées	
ANPE	Agence nationale pour l'emploi	
APEC	Association pour l'emploi de cadres	
AP	Ateliers de travail protégé (pour handicapés)	
API	Allocation de parent isolé	
ARE	Allocation d'aide au retour à l'emploi	
AREF	Allocation d'aide au retour à l'emploi - formation	
AS	Allocation spéciale	
ASA	Allocation spéciale d'attente	
ASS	Allocation spécifique de solidarité	
AUD	Allocation unique dégressive	
BEP	Brevet d'études professionnelles (diplôme > CAP)	
CAP	Certificat d'aptitudes professionnelles (1er niveau de diplôme professionnel)	
CAT	Centre d'aide par le travail (pour handicapés)	
CEC	Contrat emploi consolidé	
CES	Contrat emploi solidarité	
CIE	Contrat initiative emploi	
CLD	Chômeurs de longue durée	
EDEN	Encouragement au développement d'entreprises nouvelles	
FNE	Fonds national de l'emploi	
FFPPS	Fonds de la formation professionnelle et de la promotion sociale	
GRTH	Garantie de ressources des travailleurs handicapés	
IRILL	Insertion, réinsertion et lutte contre l'illettrisme	
PAIO	Permanence d'accueil, d'information et d'orientation	
PAP	Projet d'action personnalisé	
PARE	Plan d'aide au retour à l'emploi	
RMI	Revenu minimum d'insertion	
SAE	Stage d'accès à l'entreprise	
SIFE	Stage d'insertion et de formation à l'emploi	
SMIC	Salaires minimum interprofessionnel de croissance	
TRACE	Trajet d'accès à l'emploi	
UNEDIC	Union Nationale interprofessionnelle pour l'emploi dans l'industrie et le commerce	
ZRR	Zones de revitalisation rurale	
ZRU	Zones de redynamisation urbaine	
<b>Ireland</b>		
BTEA	Back to education allowance	
CE	Community employment scheme	
ESS	Employment support scheme	
FAS	An Foras Aiseanna Saothair (The training and employment authority)	
IDA	Industrial development agency	
JTS	Job training scheme	
NCVA	National council for vocational awards	
NRB	National rehabilitation board	
PESP	Programme for economic and social progress	
PRSI	Pay related social insurance	
SST	Specific skills training	
UA	Unemployment assistance	
UB	Unemployment benefit	
VECs	Vocational education committees	
VTOS	Vocational training opportunities scheme	




## F.5 Abbreviations by country

Country/Abbreviation	Meaning	
<b>Italia</b>		
CIGO	Cassa integrazione guadagni ordinaria	
CIGS	Cassa integrazione guadagni straordinaria	
CFL	Contratti di formazione e lavoro	
CCNL	Contratto collettivo nazionale di lavoro	
INPS	Istituto nazionale di previdenza sociale	
LSU	Lavori socialmente utili	
PMI	Piccole e medie imprese	
<b>Luxembourg</b>		
ADEM	Administration de l'emploi	
DAT	Division d'auxiliaires temporaires	
FE	Fonds pour l'emploi	
MTE	Ministère du travail et de l'emploi	
STH	Service des travailleurs handicapés de l'administration de l'emploi	
<b>Nederland</b>		
AAW	Algemene arbeidsongeschiktheidswet	
ABW	Algemene bijstandswet	
Arbvo	Arbeidsvoorziening	
BBSW	Bijdrageregeling bedrijfstakgewijze scholing werklozen	
EWLW	Extra werkgelegenheid langdurig werkzoekenden	
FINLO	Wet financiering loopbaanonderbreking	
I/D	Instroombanen/Doorstroombanen	
IOAW	Wet inkomensvoorziening oudere en gedeeltelijk arbeidsongeschikte werkloze werknemers	
IOAZ	Wet inkomensvoorziening oudere en gedeeltelijk arbeidsongeschikte gewezen zelfstandigen	
RSP	Regeling schoonmaakdiensten particulieren	
SVWW		
TW	Toeslagenwet	
VLW	Afdrachtsvermindering langdurig werklozen	
VO	Afdrachtsvermindering onderwijs	
VUT	Vervroegde uittreding	
WAO	Wet op de arbeidsongeschiktheidsverzekering	
WAJONG	Wet op de arbeidsongeschiktheidsvoorziening jonggehandicapten	
WAZ	Wet arbeidsongeschiktheidsverzekering zelfstandigen	
WI3	Melkert 3	
WIW	Wet inschakeling werkzoekenden	
WSW	Wet sociale werkvoorziening	
WVA	Wet vermindering afdracht loonbelasting en premies volksverzekeringen	
WW	Werkloosheidswet	
ZW	Ziektewet	
<b>Österreich</b>		
ALG	Arbeitslosengeld	
ALV	Arbeitslosenversicherung	
AMFG	Arbeitsmarktförderungsgesetz	
AMS	Arbeitsmarktservice	
ATF	Ausgleichstaxfonds	
BEB	Betriebliche Eingliederungsbeihilfe	
BESEB	Besondere Eingliederungsbeihilfe	
BMSG	Bundesministerium für Soziale Sicherheit und Generationen	
BMWA	Bundesministerium für Wirtschaft und Arbeit	
BSB	Bundesamt für Soziales und Behindertenwesen	
BUAK	Bauarbeiter-Urlaubs- und -Abfertigungskasse	
DLU	Beihilfe zur Deckung des Lebensunterhalts	
EB	Eingliederungsbeihilfe	

## F.5 Abbreviations by country

Country/Abbreviation	Meaning	
<b>Österreich (continued)</b>		
EFS	Europäischer Sozialfonds	
GBP	Gemeinnützige Beschäftigungsprojekte	
GEB	Gemeinnützige Eingliederungsbeihilfe	
IAG	Insolvenz-Ausfallsgeld	
IESG	Insolvenz-Entgeltsicherungsgesetz	
JASG	Jugendausbildungs-Sicherungsgesetz	
KBG	Kinderbetreuungsgeld	
KK und KNK	Kurs- und Kursnebenkosten	
KUG	Karenzurlaubsgeld	
SÖB	Sozialökonomische Betriebe	
SUG	Sonderunterstützung	
UGP	Unternehmensgründungsprogramm	
<b>Portugal</b>		
ACPE	Apoio a criação de proprio emprego	
CPC	Conservação do patrimonio cultural	
DRFP	Direcção regional de formação profissional (Madeira)	
FC	Formação complementar	
IEFP	Instituto do emprego e formação profissional	
IGFSE	Instituto de gestão do Fundo Social Europeu	
IGFSS	Instituto de gestão do financeira da segurança social	
ILE	Iniciativas locais de criação de emprego	
OEFP	Observatório do emprego e formação profissional (Açores)	
PREA	Plano Regional de Emprego para a região do Alentejo	
PREAMP	Plano Regional de Emprego para a área Metropolitana do Porto	
PROFIJ	Programa formativo de inserção de jovens	
PROSA	Programa social de ocupação de adultos	
<b>Suomi/Finland</b>		
LMS	Labour market support	
SII	Social insurance institution	
<b>Sverige</b>		
AMI	Arbetsmarknadsinstitut	
API	Arbetsplatsintroduktion	
CSN	Swedish national board of student aid	
IT	Information technology	
KAS	Cash labour market assistance	
OSA	Offentligt skyddat arbete	
OTA	Offentligt tillfälligt arbete	
SIUS	Särskilt introduktionsstöd för handikappade	
SVUXA	Särskilt vuxenstudiestöd till arbetslösa	
SwIT	Nationellt program för IT-utbildning	
UBS	Särskilt utbildningsbidrag	
<b>United Kingdom</b>		
AtW	Access to Work	
DfEE	Department for Education and Employment	
DEAs	Disability Employment Advisers	
DSS	Department of Social Security	
ESJs	Employment Service Jobcentres	
FTET	Full-time education and training	
JIS	Job Introduction Scheme	
JSA	Jobseekers allowance	
LECs	Local Enterprise Companies	
NDDP	New Deal for Disabled People	

## F.5 Abbreviations by country

Country/Abbreviation	Meaning	
<b>United Kingdom (continued)</b>		
NDLP	New Deal for Lone Parents	
NDPU	New Deal for partners of unemployed people	
NDYP	New Deal for Young People (New Deal 18-24)	
NVQs	National Vocational Qualifications	
PACTS	Placing Assessment and Counselling Teams	
PYBT	Prince's Youth Business Trust	
TECs	Training and Enterprise Councils	
TfW	Training for work	
WBLA	Work based learning for adults	
WBTP	Work based training for young people	
YEI	Youth Enterprise Initiative	
<b>Norway</b>		
AB	Arbeid med bistand	
AETAT		
AFT	Arbeidsforberedende trening	
AMB fase 1	Arbeidsmarkedsbedrifter	
AMB fase 2	Arbeidsmarkedsbedrifter	
AMB fase 3	Arbeidsmarkedsbedrifter	
AMO	Arbeidsmarkedsoppl�ring	
ATG	Arbeidstreningsgrupper	
BIA	Bedriftsintern Attf�ring	
BIO	Bedriftsintern oppl�ring	
KAJA	Kompetanse, arbeidstrening og jobbskaping for arbeidsledige	
SPA	Spesielle attf�ringstiltak	
YHHO	Yrkeshemmede i hospitering	
YHSH	Yrkeshemmede i skoletiltak	