

Labour market policy

2007 edition

*Europe Direct is a service to help you find answers
to your questions about the European Union*

Freephone number (*):

00 800 6 7 8 9 10 11

(* Certain mobile telephone operators do not allow access
to 00 800 numbers or these calls may be billed.

More information on the European Union is available on the Internet (<http://europa.eu>).

Luxembourg: Office for Official Publications of the European Communities, 2007

ISBN 978-92-79-06543-9

ISSN 1725-602X

Catalogue number: KS-DO-07-001-EN-N

Theme: Population and social conditions

Collection: Statistical books

© European Communities, 2007



EUROSTAT

L-2920 Luxembourg — Tel. (352) 43 01-1 — website <http://ec.europa.eu/eurostat>

Eurostat is the Statistical Office of the European Communities. Its mission is to provide the European Union with high-quality statistical information. For that purpose, it gathers and analyses figures from the national statistical offices across Europe and provides comparable and harmonised data for the European Union to use in the definition, implementation and analysis of Community policies. Its statistical products and services are also of great value to Europe's business community, professional organisations, academics, librarians, NGOs, the media and citizens.

Eurostat's publications programme consists of several collections:

- **News releases** provide recent information on the Euro-Indicators and on social, economic, regional, agricultural or environmental topics.
- **Statistical books** are larger A4 publications with statistical data and analysis.
- **Pocketbooks** are free of charge publications aiming to give users a set of basic figures on a specific topic.
- **Statistics in focus** provides updated summaries of the main results of surveys, studies and statistical analysis.
- **Data in focus** present the most recent statistics with methodological notes.
- **Methodologies and working papers** are technical publications for statistical experts working in a particular field.

Eurostat publications can be ordered via the EU Bookshop at <http://bookshop.europa.eu>.

All publications are also downloadable free of charge in PDF format from the Eurostat website <http://ec.europa.eu/eurostat>. Furthermore, Eurostat's databases are freely available there, as are tables with the most frequently used and demanded short- and long-term indicators.

Eurostat has set up with the members of the 'European statistical system' (ESS) a network of user support centres which exist in nearly all Member States as well as in some EFTA countries. Their mission is to provide help and guidance to Internet users of European statistical data. Contact details for this support network can be found on Eurostat Internet site.

CONTENTS

A INTRODUCTION	3
A.1 Important remarks	4
A.2 Key to symbols and abbreviations	6
B EXPENDITURE	7
B.1 LMP expenditure by type of action and expenditure indicators	8
<i>B.1.1 LMP expenditure by category</i>	8
<i>B.1.2 Share of LMP expenditure by category</i>	9
<i>B.1.3 LMP expenditure as a percentage of GDP</i>	10
<i>B.1.4 LMP expenditure per person wanting to work (in PPS)</i>	12
B.2 LMP expenditure by type	14
<i>B.2.1 LMP expenditure by type (LMP measures, categories 2-7)</i>	14
<i>B.2.2 LMP expenditure by type (LMP supports, categories 8-9)</i>	15
<i>B.2.3 Share of LMP expenditure by type (LMP measures, categories 2-7)</i>	16
<i>B.2.4 Share of LMP expenditure by type (LMP supports, categories 8-9)</i>	17
B.3 LMP expenditure by intervention and by type of action	
<i>B.3.1 Belgique/België</i>	18
<i>B.3.2 България (Bălgarija)</i>	20
<i>B.3.3 Česká republika</i>	23
<i>B.3.4 Danmark</i>	24
<i>B.3.5 Deutschland</i>	25
<i>B.3.6 Eesti</i>	28
<i>B.3.7 Éire/Ireland</i>	29
<i>B.3.8 Ελλάδα (Elláda)</i>	31
<i>B.3.9 España</i>	34
<i>B.3.10 France</i>	36
<i>B.3.11 Italia</i>	39
<i>B.3.12 Latvija</i>	42
<i>B.3.13 Lietuva</i>	44
<i>B.3.14 Luxembourg</i>	46
<i>B.3.15 Magyarország</i>	47
<i>B.3.16 Nederland</i>	48
<i>B.3.17 Österreich</i>	50
<i>B.3.18 Poland</i>	52
<i>B.3.19 Portugal</i>	54
<i>B.3.20 România</i>	57
<i>B.3.21 Slovenija</i>	59
<i>B.3.22 Slovensko</i>	61
<i>B.3.23 Suomi/Finland</i>	62
<i>B.3.24 Sverige</i>	64
<i>B.3.25 United Kingdom</i>	66
<i>B.3.26 Norway</i>	68
C PARTICIPANTS	71
C.1 LMP stocks by type of action	72
<i>C.1.1 LMP stocks by category (total)</i>	72
<i>C.1.2 LMP stocks by category (under 25s)</i>	73
<i>C.1.3 LMP stocks by category (women)</i>	74
<i>C.1.4 Share of LMP stocks by category (total)</i>	75
<i>C.1.5 Share of LMP stocks by category (under 25s)</i>	76
<i>C.1.6 Share of LMP stocks by category (women)</i>	77

C.2	LMP entrants by type of action	78
C.2.1	<i>LMP entrants by category (total)</i>	78
C.2.2	<i>LMP entrants by category (under 25s)</i>	79
C.2.3	<i>LMP entrants by category (women)</i>	80
C.2.4	<i>Share of LMP entrants by category (total)</i>	81
C.2.5	<i>Share of LMP entrants by category (under 25s)</i>	82
C.2.6	<i>Share of LMP entrants by category (women)</i>	83
C.3	Participant indicators	
C.3.1	<i>Regular activation</i>	84
C.4	LMP participants by intervention and by type of action	
C.4.1	<i>Belgique/België</i>	85
C.4.2	<i>България (Bǎlgarija)</i>	88
C.4.3	<i>Česká republika</i>	92
C.4.4	<i>Danmark</i>	94
C.4.5	<i>Deutschland</i>	96
C.4.6	<i>Eesti</i>	99
C.4.7	<i>Éire/Ireland</i>	100
C.4.8	<i>Ελλάδα (Elláda)</i>	102
C.4.9	<i>España</i>	105
C.4.10	<i>France</i>	108
C.4.11	<i>Italia</i>	111
C.4.12	<i>Latvija</i>	115
C.4.13	<i>Lietuva</i>	117
C.4.14	<i>Luxembourg</i>	119
C.4.15	<i>Magyarország</i>	121
C.4.16	<i>Nederland</i>	123
C.4.17	<i>Österreich</i>	126
C.4.18	<i>Poland</i>	129
C.4.19	<i>Portugal</i>	132
C.4.20	<i>România</i>	136
C.4.21	<i>Slovenija</i>	138
C.4.22	<i>Slovensko</i>	140
C.4.23	<i>Suomi/Finland</i>	142
C.4.24	<i>Sverige</i>	144
C.4.25	<i>United Kingdom</i>	146
C.4.26	<i>Norway</i>	148
D	EXTERNAL AND REFERENCE DATA	151
D.1	GDP, exchange rates and purchasing power parities, 2005	152
D.2	Numbers of unemployed and other jobseekers	153
D.2.1	<i>Registered jobseekers and registered unemployed, all ages</i>	153
D.2.2	<i>Registered jobseekers and registered unemployed, youth (under 25s)</i>	154
D.2.3	<i>Registered unemployed by sex, age and duration of unemployment, all ages</i>	155
D.2.4	<i>Registered unemployed by sex, age and duration of unemployment, youth (under 25s)</i>	156
D.2.5	<i>Registered unemployed by sex, age and duration of unemployment, adults (25+)</i>	157
D.2.6	<i>LFS unemployed, labour reserve and population wanting to work</i>	158
E	REFERENCE INFORMATION	159
E.1	LMP questionnaire	160
E.2	Classification by type of action	162
E.3	Breakdown by type of expenditure	163
E.4	Abbreviations by country	164
E.5	National data sources (expenditure)	168
E.6	National data sources (participants)	171

A INTRODUCTION

This is the 8th edition of the Labour Market Policy database publication. Several improvements have been included in this new issue.

The most important changes are the following: (1) a full revision of the LMP methodology has been successfully completed and historical data revised accordingly. This work can be viewed in the Eurostat New Cronos database; concerning the publication (2) new tables and graphs depicting EES indicators are included; (3) data on participants are presented using a newly developed completion indicator that significantly improves the number of aggregates for which values are now available; (4) detailed tables for expenditure and participants now include sub-totals by type of intervention for each country; (5) all tables adopt a new lay-out for the presentation of flags and now use the same flags as in New Cronos; (6) the methodological notes are excluded and, instead, a link to the full version of the "LMP methodology" is provided; (7) additional tables with data on the labour reserve and the population wanting to work have been included, as well as (8) new tables showing national sources of data on expenditure and participants.

The publication does not remain static and therefore includes additional improvements every year. Given that no Legal Regulation obliges Member States to complete the LMP database, all improvements found in the publication are the result of the professionalism and close involvement of the LMP delegates and the consultants working for Eurostat in this project. In particular, the efforts made by the new Member States are remarkable, as after only two years of participation they have achieved the same level of reporting as the "old" Member States. We are convinced that the users of the publication will appreciate this thorough work.

LMP indicators and the European Employment Strategy (EES)

In accordance with the aim of eventually using only comparable European data instead of national data, the Labour Market Policy database is now used for the compilation of the Joint Employment Report prepared each year by General Directorate for Employment, Social Affairs and Equal Opportunities. Additionally, the Employment Guidelines (2005-08) list of indicators for monitoring and analysis, which was endorsed by the Employment Committee (EMCO), adopted the same approach to increasingly use harmonised European data. The list includes a number of indicators based on LMP data for the monitoring and analysis of Guideline 19, which aims to: *Ensure inclusive labour markets, enhance work attractiveness, and make work pay for job-seekers, including disadvantaged people, and the inactive.*

One of the strategies established in the text is specifically related to the use of LMP data, namely *"...through active and preventive labour market measures including early identification of needs, job search assistance, guidance and training as part of personalised action plans..."*

Three of these EES indicators are included in this publication:

- Table C.3.1 "Regular activation" refers to indicator 19.A2 - Activation.
- Table B.1.3 "LMP expenditure as a percentage of GDP" refers to indicator 19.A7 - LMP expenditure.
- Table B.1.4 "LMP expenditure per person wanting to work" refers to indicator 19.A8 - LMP expenditure per person wanting to work.

Coherence with the OECD LMP database

In 2004, the OECD adopted Eurostat's methodology (classifications and guidelines) by means of an official communication addressed to all OECD member countries. Since then, data on LMP expenditure and participants published by the OECD in "Employment Outlook" for the EU countries and Norway have been collected and carefully validated annually by Eurostat before being sent, together with all related metadata, to the OECD.

The only exception is category 1, where OECD prefers a different coverage and has, for some countries, either supplemented or excluded parts of the Eurostat data. Eurostat's definition of category 1 "Labour Market Services" is designed to collect the total expenditure of the Public Employment Services (PES) and to then disaggregate this figure to identify "Client services" and particularly "Individual case-management" services, which are highly relevant to the activation/prevention approach of the European Employment Strategy. Eurostat's definitions mean that the costs of benefit administration are not included when this function is undertaken by organisations other than the PES. OECD, on the other hand, attempts to include benefit administration for all countries, irrespective of the organisation responsible. However, for some countries, it also excludes PES expenditure on functions considered to be outside the scope of LMP.

The Eurostat approach was adopted only after close consultation with the network of LMP delegates and was considered to be the best way of solving two important issues: (a) to be able to report a "Total PES expenditure" figure, and (b) to avoid problems of comparability introduced by the inclusion of other institutions responsible for the administration of unemployment and other LMP benefits, which are often also responsible for the administration of other social (non-LMP) benefits.

A.1 Important remarks

1. Source of data

Unless otherwise specified, all data presented in this publication were extracted from the Eurostat LMP database in the period 16-29 June 2007.

2. Methodological information

The LMP data collection has a comprehensive methodology which defines the scope of the data collection, the statistical unit and coverage, describes the classification system and gives precise guidelines on the data to be provided. Users of LMP data are recommended to refer to this methodology in order to facilitate interpretation of the data included in this publication. The methodology is available free from the Eurostat website².

3. Qualitative information

In addition to the quantitative data on expenditure and participants presented here, the LMP database includes valuable qualitative information describing each intervention, how it works, the main target groups, etc. These descriptions help to put the quantitative data into context and can be extremely useful for researchers. This data is published separately in *LMP Qualitative Reports* by country, which are available from Eurostat.

4. Coverage

It is intended that data in this publication cover all LMP interventions in each country including those of autonomous regions, which may be significant.

Germany: Reforms introduced at the start of 2005 (Sozialgesetzbuches II) resulted in changes to the institutional responsibility for the implementation of LMP measures. In particular, some municipalities are now involved in helping work-ready jobseekers. Data from these municipalities are not yet available with the required detail so that the 2005 data on expenditure and participants for LMP measures (categories 2-7) are underestimated by approximately 7%.

Spain: data for some interventions are incomplete for the autonomous regions - footnotes inform of all relevant cases. Additionally, data for Spain do not include the activities of the municipalities, which are included in the OECD data. It is intended that this information will be included in Eurostat data in future.

United Kingdom: data do not include Northern Ireland unless otherwise specified and refer to the financial year April 2005 to March 2006.

5. EU totals

EU-27 totals are completed only when data are available for all countries or when Cyprus, Luxembourg and Malta are the only countries with incomplete data. The same applies to EU-15 totals (missing data for Luxembourg may be ignored).

6. Aggregates of participants

Data on participants are not available for some interventions. In such cases, aggregates by category or by groups of categories are still completed, providing that data are complete for 80% or more of the relevant expenditure (completion indicator $\geq 80\%$). All totals presented on the basis of incomplete data are flagged as *ui* to alert users that the data are not fully reliable (i.e. may be understated by up to 20%).

The following aggregations should not be made for methodological reasons:

- Participants in category 8 should never be added to those in categories 2-7.
- Participants in category 1 should never be added with any other category.

Double counting may occur legitimately when a person participates in more than one intervention at the same time or is counted in two components of a mixed intervention - for example when training allowances are paid independently from the provision of training services. All known cases of double counting are taken into account by appropriate adjustments, which are shown in the detailed tables of participant data (section C.4).

7. Intervention names

The names of all LMP interventions are shown here in English only. However, for research purposes it may also be helpful to know the name of the intervention in the national language. An inventory of intervention names in both English and national language is included in the LMP Qualitative Reports which are published separately for each country and available free from Eurostat.

¹ The latest list of EES indicators is available at: http://ec.europa.eu/employment_social/employment_strategy/docindic_en.htm

² The LMP methodology can be downloaded from:

http://epp.eurostat.ec.europa.eu/portal/page?_pageid=1073,46587259&_dad=portal&_schema=PORTAL&p_product_code=KS-BF-06-003

A.2 Key to symbols and abbreviations

:	Not available
:n	Not significant
-	Not applicable or real zero or zero by default
0 or 0.00	Less than half of the unit used
e	Estimated value
s	Eurostat estimate
ui	Unreliable or uncertain data: participant data complete for $\geq 80\%$ but $< 100\%$ of expenditure

BE	Belgique/België
BG	България (Bălgarija)
CZ	Česká republika
DK	Danmark
DE	Deutschland
EE	Eesti
IE	Éire/Ireland
EL	Ελλάδα (Elláda)
ES	España
FR	France
IT	Italia
CY	Κύπρος (Kypros)/Kibris
LV	Latvija
LT	Lietuva
LU	Luxembourg
HU	Magyarország
MT	Malta
NL	Nederland
AT	Österreich
PL	Polska
PT	Portugal
RO	România
SI	Slovenija
SK	Slovensko
FI	Suomi/Finland
SE	Sverige
UK	United Kingdom

NO Norway

GDP	Gross domestic product
PPS	Purchasing power standards
LFS	Labour force survey

B EXPENDITURE

B.1 LMP expenditure by type of action and expenditure indicators

B.1.1 LMP expenditure by category, 2005

Eurostat	Euro (millions)										
	Total LMP services (category 1)	2	3	4	5	6	7	Total LMP measures (categories 2-7)	8	9	Total LMP supports (categories 8-9)
	Training	Job rotation and job sharing	Employment incentives	Supported employment and rehabilitation	Direct job creation	Start-up incentives	Total LMP measures (categories 2-7)	Out-of-work income maintenance and support	Early retirement	Total LMP supports (categories 8-9)	Total LMP expenditure
EU-27	22,238.9 s	342.5 e	13,714.4 s	9,732.9 e	8,059.8 e	3,491.4 s	57,579.9 s	139,240.5 e	9,501.0 e	148,741.5 e	:
EU-15	21,867.0 s	342.5 e	13,390.9 s	9,296.1 e	7,760.8 e	3,396.2 s	56,053.5 s	137,296.9 e	8,104.9 e	145,401.8 e	226,484.6 s
BE	608.1	-	498.7	358.8	1,067.6	11.0 e	2,544.1 e	5,790.7	1,264.3	7,055.0	10,285.9 e
BG	14.4	-	8.9	1.9	67.9	1.5	94.4	46.7	-	46.7	156.9
CZ	129.2	-	41.5	35.0	28.2	3.8	121.7	241.6	-	241.6	492.5
DK	323.2 e	-	928.8 e	995.5 e	0.2 e	-	2,983.9 e	3,817.4 e	1,418.4 e	5,235.8 e	8,542.9 e
DE	7,907.1 e	5,579.6 e	20.2 e	2,824.2 e	2,193.7 e	2,039.2 s	13,809.2 s	51,469.6	1,112.4	52,582.0	74,298.3 s
EE	2.5	3.7	0.9	-	-	0.6	5.2	13.3	-	13.3	21.0
IE	306.3 e	342.1 e	85.2 e	14.2	333.4	11.0 e	774.8 e	1,240.1 e	102.9 e	1,343.0 e	2,424.0 e
EL	22.1 s	71.2 s	37.0	-	-	2.4	110.6 s	793.9	-	793.9	926.7 s
ES	833.5	1,334.4	77.2	175.7	595.3	463.0	5,275.0	12,890.3	283.6 e	13,173.9 e	19,282.4 e
FR	4,030.3 e	4,927.3 e	-	1,128.2	3,090.1	64.3 e	11,356.9 e	26,802.9	977.5	27,780.4	43,167.7 e
IT	416.7	2,838.8	32.6	2,876.5	145.1	660.5	6,553.4	10,227.5	1,383.4	11,610.9	18,581.0
CY	:	:	:	:	:	:	:	:	:	:	:
LV	8.2	13.2	1.9	0.9	3.2	-	19.3	42.2	-	42.2	69.7
LT	14.9	10.8	8.9	0.3	10.5	0.0	30.4	21.7	3.7	25.5	70.7
LU	:	:	55.0 s	2.8	6.3	0.1	:	139.6	58.0	197.6	:
HU	83.7 e	34.3	89.1	-	51.5	0.0	175.0	340.5	6.8	347.3	605.9 e
MT	:	:	:	:	:	:	:	:	:	:	:
NL	2,476.6 e	723.2 e	884.3	2,702.5	-	-	4,310.0 e	10,220.4	-	10,220.4	17,007.0 e
AT	419.5	799.7 e	0.2	86.9	93.0	13.4	1,122.5 e	3,018.8	676.0	3,694.9	5,236.9 e
PL	250.4	250.4	106.3	392.0	61.3	65.8	875.8	745.2	1,349.5	2,094.6	:
PT	217.6	430.7	0.0	56.9	45.5	3.6	770.4 e	1,779.0	140.8	1,919.8	2,907.8 e
RO	28.6	10.1	44.1	-	31.0	0.4	85.6	314.1	-	314.1	428.3
SI	:	12.4	11.4	3.5	22.2	4.6	54.1	112.2	-	112.2	232.5
SK	65.3	9.3	10.6	3.4	23.1	18.6	64.9	66.3	36.1	102.4	232.5
FI	214.5	580.6	74.4	152.6 e	106.4	29.9	1,117.9 e	2,304.0	687.5	2,991.5	4,323.9 e
SE	526.9 e	981.1	137.9	633.6	-	99.5	3,157.0	3,447.6	-	3,447.6	7,131.5 e
UK	6,648.1 e	1,559.4 e	-	164.3 e	84.4 e	9.2	2,072.1 e	3,355.1	-	3,355.1	12,075.3 e
NO	292.8	891.4	0.0	348.7	169.5	6.1	1,496.7 e	2,071.9	-	2,071.9	3,861.4 e

Key : Not available; : n Not significant; - Not applicable or real zero or zero by default; 0 or 0.00 Less than half of the unit used; e Estimated value; s Eurostat estimate
DK Data refer to 2004

B.1.2 Share of LMP expenditure by category, 2005

EUROSTAT	% total expenditure											
	Total LMP services (category 1)	2 Training	3 Job rotation and job sharing	4 Employment incentives	5 Supported employment and rehabilitation	6 Direct job creation	7 Start-up incentives	Total LMP measures (categories 2-7)	8 Out-of-work income maintenance and support	9 Early retirement	Total LMP supports (categories 8-9)	Total LMP expenditure
EU-27	11.1 s	9.7 s	0.2 e	5.9 s	4.1 e	3.4 e	1.5 s	24.7 s	60.6 e	3.6 e	64.2 e	100.0 s
EU-15	6.7	5.9	-	4.8	3.5	10.4	0.1 e	24.7 e	56.3	12.3	68.6	100.0 e
BE	10.1	9.2	-	5.7	1.2	43.2	0.9	60.2	29.7	-	29.7	100.0
BG	26.2	2.7	-	8.4	7.1	5.7	0.8	24.7	49.1	-	49.1	100.0
CZ	3.8 e	12.4 e	-	10.9 e	11.7 e	0.0 e	-	34.9 e	44.7 e	16.6 e	61.3 e	100.0 e
DK	10.6 e	7.5 e	0.0 e	1.6 s	3.8 e	3.0 e	2.7 s	18.6 s	69.3	1.5	70.8	100.0 s
DE	11.9	17.8	-	4.3	-	-	2.7	24.8	63.3	-	63.3	100.0
EE	12.6 e	14.1 e	-	3.5 e	0.6	13.8	0.3	32.0 e	51.2 e	4.2 e	55.4 e	100.0 e
EL	2.4 s	7.7 s	-	4.0	-	-	0.3	11.9 s	85.7	-	85.7	100.0 s
ES	4.3	6.9	0.4	13.6	0.9	3.1	2.4	27.4	66.8	1.5 e	68.3 e	100.0 e
FR	9.3 e	11.4 e	-	5.0 e	2.6	7.2	0.1 e	26.3 e	62.1	2.3	64.4	100.0 e
IT	2.2	15.3	0.2	15.5	-	0.8	3.6	35.3	55.0	7.4	62.5	100.0
CY	11.8	18.9	-	2.8	1.3	4.7	-	27.7	60.5	-	60.5	100.0
LV	21.0	15.2	-	12.5	0.4	14.8	0.0	43.0	30.7	5.3	36.0	100.0
LT	13.8 e	5.7	-	14.7	-	8.5	0.0	28.9	56.2	1.1	57.3	100.0 e
HU	14.6 e	4.3 e	-	5.2	15.9	-	-	25.3 e	60.1	-	60.1	100.0 e
MT	8.0	15.3 e	0.0	2.5	1.7	1.8	0.3	21.4 e	57.6	12.9	70.6	100.0 e
NL	7.5	14.8	0.0	8.0 e	2.0	1.6	0.1	26.5 e	61.2	4.8	66.0	100.0 e
AT	6.7	2.4	-	10.3	-	7.2	0.1	20.0	73.3	-	73.3	100.0
PL	28.1	4.0	-	4.5	1.4	9.9	8.0	27.9	28.5	15.5	44.0	100.0
PT	5.0	13.4	1.7	4.0	3.5 e	2.5	0.7	25.9 e	53.3	15.9	69.2	100.0 e
RO	7.4 e	13.8	1.9	18.3	8.9	-	1.4	44.3	48.3	-	48.3	100.0 e
SI	55.1 e	12.9 e	-	2.1 e	1.4 e	0.7 e	0.1	17.2 e	27.8	-	27.8	100.0 e
SK	7.6	23.1	0.0	2.1 e	9.0	4.4	0.2	38.8 e	53.7	-	53.7	100.0 e
FI												
SE												
UK												
NO												

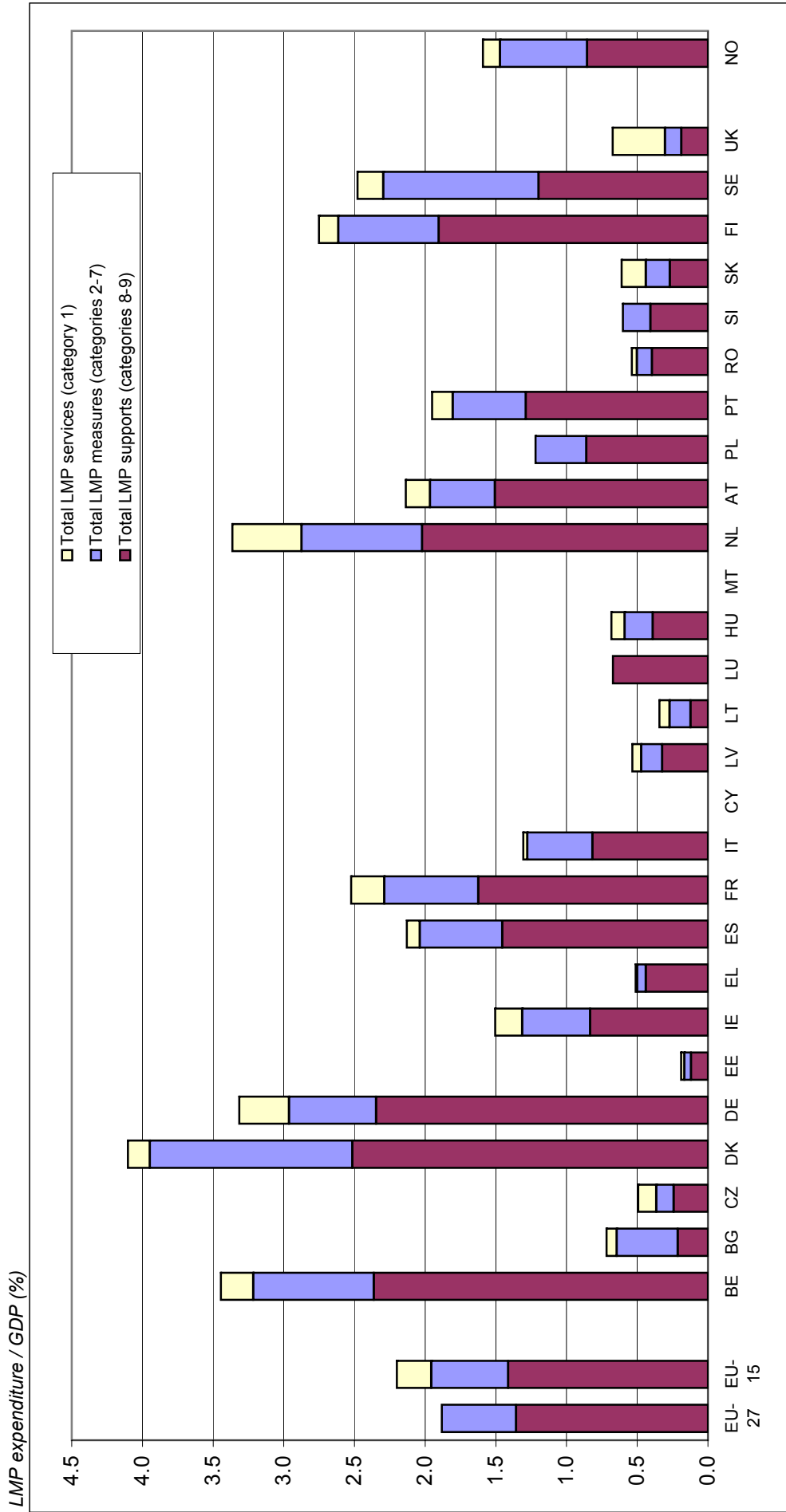
Key : Not available; : n Not significant; - Not applicable or real zero or zero by default; 0 or 0.00 Less than half of the unit used; e Estimated value; s Eurostat estimate
DK Data refer to 2004

B.1.3 LMP expenditure as a percentage of GDP, 2005

EUROSTAT	LMP expenditure / GDP (%)											
	Total LMP services (category 1)	2	3	4	5	6	7	Total LMP measures (categories 2-7)	8	9	Total LMP supports (categories 8-9)	Total LMP expenditure
	Training	Job rotation and job sharing	Employment incentives	Supported employment and rehabilitation	Direct job creation	Start-up incentives	Total LMP measures (categories 2-7)	Out-of-work income maintenance and support	Early retirement	Total LMP supports (categories 8-9)	Total LMP expenditure	
EU-27	:	0.203 s	0.003 e	0.125 s	0.089 e	0.074 e	0.032 s	0.525 s	1.271 e	0.087 e	1.357 e	:
EU-15	0.243 s	0.003 e	0.130 s	0.090 e	0.075 e	0.033 s	0.544 s	1.334 e	0.079 e	1.412 e	2.200 s	
BE	0.230	-	0.167	0.120	0.358	0.004 e	0.852 e	1.940	0.423	2.363	3.445 e	
BG	0.072	-	0.041	0.009	0.310	0.007	0.432	0.213	-	0.213	0.717	
CZ	0.130	-	0.042	0.035	0.028	0.004	0.122	0.242	-	0.242	0.494	
DK	0.155 e	-	0.446 e	0.478 e	0.000 e	-	1.433 e	1.833 e	0.681 e	2.514 e	4.102 e	
DE	0.353 e	0.001 e	0.051 s	0.126 e	0.098 e	0.091 s	0.616 s	2.297	0.050	2.346	3.315 s	
EE	0.022	-	0.008	-	-	0.005	0.047	0.120	-	0.120	0.189	
IE	0.190 e	-	0.053 e	0.009	0.207	:	0.481 e	0.769 e	0.064 e	0.833 e	1.504 e	
EL	0.012 s	-	0.020	-	-	0.001	0.061 s	0.438	-	0.438	0.512 s	
ES	0.092	0.009	0.290	0.019	0.066	0.051	0.583	1.424	0.031 e	1.455 e	2.130 e	
FR	0.236 e	-	0.126 e	0.066	0.181	0.004 e	0.664 e	1.567	0.057	1.625	2.524 e	
IT	0.029	0.002	0.202	-	0.010	0.046	0.461	0.719	0.097	0.816	1.306	
CY	:	:	:	:	:	:	:	:	:	:	:	:
LV	0.063	-	0.015	0.007	0.025	-	0.148	0.324	-	0.324	0.535	
LT	0.072	-	0.043	0.001	0.051	0.000	0.147	0.105	0.018	0.123	0.343	
LU	:	-	0.187 s	0.009	0.021	0.001	:	0.475	0.197	0.672	:	
HU	0.094 e	-	0.100	-	0.058	0.000	0.197	0.383	0.008	0.391	0.682 e	
MT	:	-	:	:	:	:	:	:	:	:	:	
NL	0.490 e	-	0.175	0.534	-	-	0.852 e	2.021	-	2.021	3.363 e	
AT	0.171	0.000	0.053	0.035	0.038	0.005	0.458 e	1.232	0.276	1.507	2.137 e	
PL	:	:	0.044	0.161	0.025	0.027	0.359	0.306	0.554	0.859	:	
PT	0.146	0.000	0.157 e	0.038	0.031	0.002	0.517 e	1.194	0.094	1.288	1.951 e	
RO	0.036	-	0.055	-	0.039	0.000	0.108	0.395	-	0.395	0.538	
SI	:	-	0.041	0.013	0.080	0.017	0.196	0.406	-	0.406	:	
SK	0.171	-	0.028	0.009	0.061	0.049	0.170	0.174	0.095	0.269	0.610	
FI	0.136	0.047	0.111	0.097 e	0.068	0.019	0.711 e	1.466	0.437	1.903	2.751 e	
SE	0.183 e	0.048	0.454	0.220	-	0.035	1.097	1.198	-	1.198	2.479 e	
UK	0.371 e	-	0.014 e	0.009 e	0.005 e	0.001	0.116 e	0.187	-	0.187	0.674 e	
NO	0.121	0.367	0.000	0.144	0.070	0.003	0.617 e	0.854	-	0.854	1.592 e	

Key : Not available; :n Not significant; - Not applicable or real zero or zero by default; 0 or 0.00 Less than half of the unit used; e Estimated value; s Eurostat estimate
DK Data refer to 2004

B.1.3 LMP expenditure as a percentage of GDP, 2005 (continued)



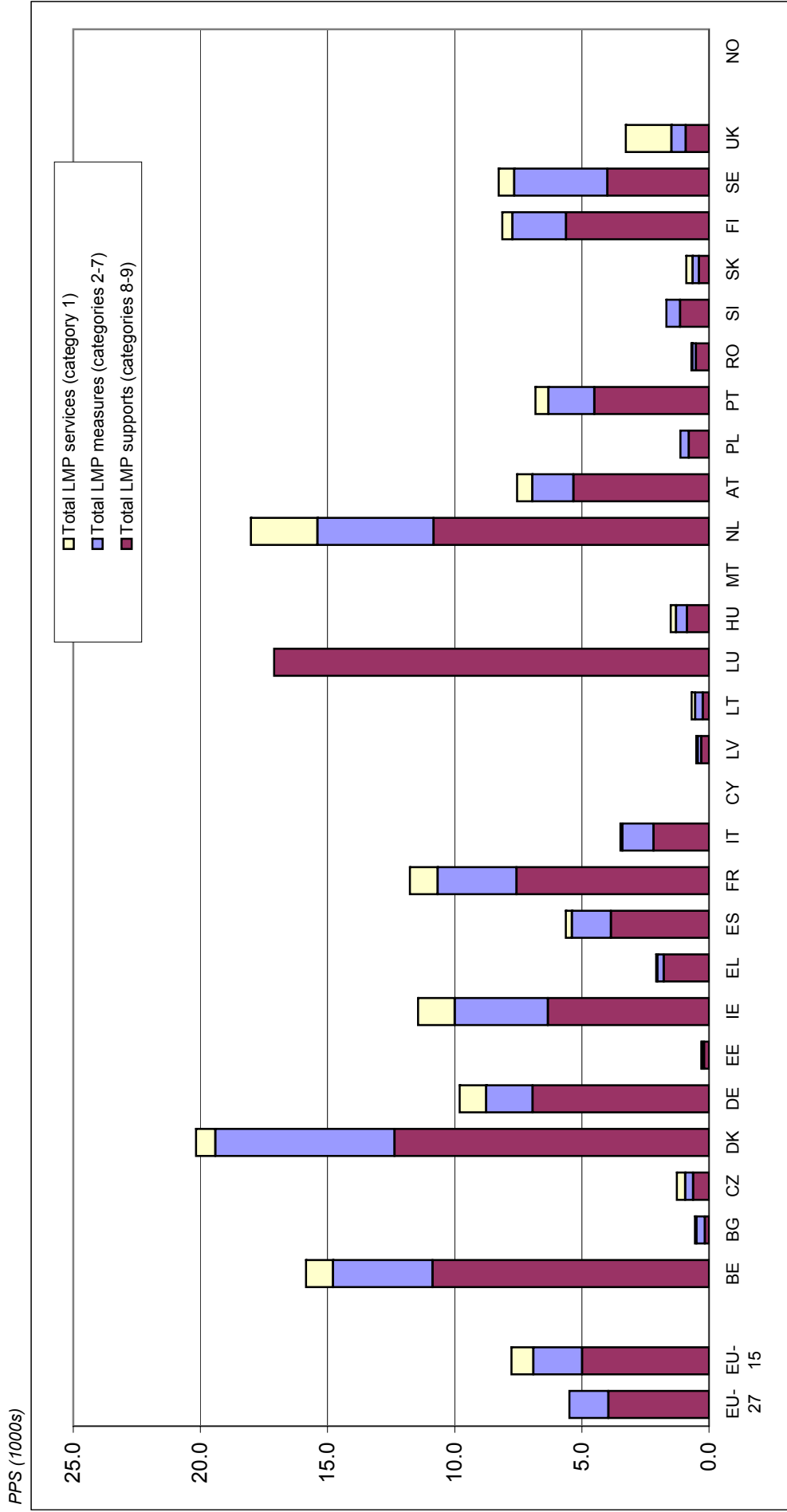
DK Data refer to 2004

B.1.4 LMP expenditure per person wanting to work (in PPS), 2005

	PPS											
	Total LMP services (category 1)	2	3	4	5	6	7	Total LMP measures (categories 2-7)	8	9	Total LMP supports (categories 8-9)	Total LMP expenditure
		Training	Job rotation and job sharing	Employment incentives	Supported employment and rehabilitation	Direct job creation	Start-up incentives		Out-of-work income maintenance and support	Early retirement		
EU-27	:	592.0 s	9.1 e	365.1 s	259.1 e	214.5 e	92.9 s	1,532.7 s	3,706.3 e	252.9 e	3,959.2 e	:
EU-15	858.3 s	749.9 s	11.7 e	459.2 s	318.8 e	266.1 e	116.5 s	1,922.2 s	4,708.3 e	277.9 e	4,986.2 e	7,766.8 s
BE	1,058.1	936.7	-	768.2	552.7	1,644.6	16.9 e	3,919.1 e	8,920.5	1,947.6	10,868.1	15,845.3 e
BG	55.5	50.4	-	31.1	6.6	238.1	5.1	331.3	163.7	-	163.7	550.6
CZ	331.6	34.1	-	106.5	89.8	72.3	9.8	312.5	620.1	-	620.1	1,264.1
DK	763.2 e	2,501.5 e	-	2,193.0 e	2,350.4 e	0.5 e	-	7,045.5 e	9,013.4 e	3,349.1 e	12,362.4 e	20,171.1 e
DE	1,043.5 e	736.4 e	2.7 e	152.1 s	372.7 e	289.5 e	269.1 s	1,822.5 s	6,792.7	146.8	6,939.5	9,805.5 s
EE	36.3	54.3	-	13.3	-	-	8.3	75.9	193.5	-	193.5	305.6
IE	1,445.0 e	1,614.0 e	-	401.9 e	66.9	1,573.0	:	3,655.7 e	5,851.3 e	485.4 e	6,336.8 e	11,437.5 e
EL	49.5 s	159.6 s	-	83.1	-	-	5.4	248.1 s	1,780.2	-	1,780.2	2,077.8 s
ES	243.6	389.9	22.6	768.4	51.3	173.9	135.3	1,541.4	3,766.6	82.9 e	3,849.5 e	5,634.4 e
FR	1,098.4 e	1,342.9 e	-	585.2 e	307.5	842.2	17.5 e	3,095.3 e	7,305.0	266.4	7,571.5	11,765.2 e
IT	78.0	531.4	6.1	538.4	-	27.2	123.6	1,226.7	1,914.4	258.9	2,173.3	3,478.0
CY	:	:	:	:	:	:	:	:	:	:	:	:
LV	58.9	94.5	-	13.9	6.6	23.2	-	138.4	302.4	-	302.4	499.7
LT	143.4	103.8	-	85.3	2.7	101.2	0.0	293.0	209.5	35.9	245.4	681.8
LU	:	:	-	4,760.0 s	238.7	541.6	12.8	:	12,085.3	5,020.6	17,105.9	:
HU	207.8 e	85.2	-	221.1	-	127.9	0.0	434.3	845.2	16.9	862.1	1,504.1 e
MT	:	:	:	:	:	:	:	:	:	:	:	:
NL	2,623.3 e	766.0 e	-	936.7	2,862.5	-	-	4,565.3 e	10,825.7	-	10,825.7	18,014.2 e
AT	604.6	1,152.6 e	0.2	186.5	125.2	134.0	19.3	1,617.9 e	4,351.1	974.4	5,325.5	7,548.0 e
PL	:	95.0	:	40.3	148.7	23.3	25.0	332.3	282.7	512.0	794.7	:
PT	510.8	1,011.0	0.0	548.2 e	133.7	106.9	8.5	1,808.3 e	4,175.6	330.5	4,506.2	6,825.2 e
RO	46.4	16.4	-	71.6	-	50.4	0.6	139.0	510.3	-	510.3	695.7
SI	:	125.2	-	114.8	34.8	223.5	46.1	544.5	1,129.1	-	1,129.1	:
SK	249.3	35.5	-	40.4	12.8	88.2	70.9	247.8	253.3	138.0	391.3	888.4
FI	403.3	1,091.7	139.9	327.4	286.9 e	200.0	56.2	2,102.1 e	4,332.4	1,292.8	5,625.2	8,130.7 e
SE	611.0 e	1,137.7	159.9	1,513.1	734.7	-	115.4	3,660.9	3,997.9	-	3,997.9	8,269.9 e
UK	1,801.8 e	422.6 e	-	69.0 e	44.5 e	22.9 e	2.5	561.6 e	909.3	-	909.3	3,272.6 e
NO	:	:	:	:	:	:	:	:	:	:	:	:

Key : Not available; :n Not significant; - Not applicable or real zero or zero by default; 0 or 0.00 Less than half of the unit used; e Estimated value; s Eurostat estimate
DK Data refer to 2004

B.1.4 LMP expenditure per person wanting to work (in PPS), 2005 (continued)



DK Data refer to 2004

B.2 LMP expenditure by type

B.2.1 LMP expenditure by type (LMP measures, categories 2-7), 2005

	Euro (millions)														
	18.1 Total	18.2 Transfers to individuals	18.2.1 Periodic cash payments	18.2.2 Lump-sum payments	18.2.3 Reimburse- ments	18.2.4 Reduced social contribs.	18.2.5 Reduced taxes	18.3 Transfers to employers	18.3.1 Periodic cash payments	18.3.2 Lump-sum payments	18.3.3 Reimburse- ments	18.3.4 Reduced social contribs.	18.3.5 Reduced taxes	18.4 Transfers to service providers	18.5 Not specified
EU-27	57,579.9 s	14,340.9 s	12,301.3 s	1,652.9 s	222.2 s	160.5 e	4.0 e	24,043.5 s	11,278.8 e	1,810.9	294.2	9,801.0 e	858.7 s	15,453.2 s	3,741.4
EU-15	56,053.5 s	13,969.4 s	12,042.7 s	1,540.9 s	221.2 s	160.5 e	4.0 e	22,995.8 s	10,554.3 e	1,758.5	122.9	9,701.4 e	858.7 s	15,350.0 s	3,738.3
BE	2,544.1 e	694.0 e	682.2	11.8 e	0.0	-	-	1,396.4	1,290.0	-	-	106.4	-	383.8	69.8
BG	94.4	2.3 s	1.2 s	0.8	0.3 s	-	-	82.5	82.5	: n	-	-	-	5.7 s	3.1
CZ	121.7	4.1	0.2	3.9	-	-	-	104.6	69.6	35.0	-	-	-	13.0	-
DK	2,983.9 e	1,245.0 e	1,245.0 e	-	-	-	-	1,546.8 e	1,546.8 e	-	-	-	-	192.1 e	-
DE	13,809.2 s	4,761.8 s	4,580.5 s	87.8	85.2	8.4	-	851.1	838.6	-	12.4	-	-	6,263.5	1,932.8
EE	5.2	2.2	1.7	0.6	-	-	-	0.9	0.9	-	-	-	-	2.1	-
IE	774.8 e	517.7 s	428.2 s	74.4 s	15.1 s	-	-	7.6	2.7	4.9	-	: n	-	147.2 s	102.3
EL	110.6 s	61.7 s	11.9 s	49.8 s	-	-	-	6.2	6.2	-	-	-	-	11.6	31.1
ES	5,275.0	422.1 e	79.6	331.5 e	7.0 e	3.9 e	: n	3,647.8	132.8	830.0	37.0	2,648.0	-	1,205.1	-
FR	11,356.9 e	2,189.0 e	1,976.6	195.2	1.1	14.1 e	2.0 e	7,382.3 e	4,659.2 e	788.9	-	1,817.3 e	116.9 e	1,785.6	-
IT	6,553.4	878.5	183.3	660.8	30.9	3.4	-	5,125.8	-	60.5	-	4,856.2	209.2	549.1	-
CY	: :	: :	: :	: :	: :	: :	: :	: :	: :	: :	: :	: :	: :	: :	: :
LV	19.3	0.6 e	0.6 e	-	-	-	-	6.1	6.0	0.1	-	-	-	12.6	-
LT	30.4	3.5	2.9	0.0	0.7	-	-	19.6	16.1	0.2	3.3	-	-	7.3	-
LU	: :	: :	: :	: :	: :	: :	: :	: :	: :	: :	: :	: :	: :	: :	: :
HU	175.0	22.8	6.6	16.2	-	-	-	152.2	141.8	9.1	0.1	1.0	-	-	-
MT	: :	: :	: :	: :	: :	: :	: :	: :	: :	: :	: :	: :	: :	: :	: :
NL	4,310.0 e	298.5	296.5	-	-	-	2.0	321.0 e	95.0	-	-	113.0 e	113.0 e	3,690.5 e	-
AT	1,122.5 e	500.8	368.1	: n	1.9	130.8	-	289.1	228.8	: n	37.9	22.4	: n	242.0 e	90.7
PL	875.8	290.1	224.3	65.8	0.0	-	-	548.8	312.6	4.4	138.3	93.5	0.0	36.9	-
PT	770.4 e	342.9 e	282.9 e	60.1	-	-	-	286.2	73.0	74.3	13.7	125.3	-	141.3	-
RO	85.6	11.8	10.3	1.5	-	-	-	62.6	57.5	0.0	-	5.1	-	11.2	-
SI	54.1	10.0	6.5	3.4	-	-	-	34.1	33.9	0.2	-	-	-	10.0	-
SK	64.9	24.1	4.3	19.8	-	-	-	36.3	3.6	3.2	29.5	-	-	4.4	-
FI	1,117.9 e	569.9 e	506.8 e	-	63.1	-	-	317.5 e	317.5 e	-	-	-	-	230.5 e	-
SE	3,157.0	1,263.3	1,242.2	4.1	17.0	-	-	1,601.8	1,166.3	-	16.3	-	419.2	292.0	-
UK	2,072.1 e	170.1 e	105.0 e	65.1	-	-	-	174.5 e	174.5 e	-	-	-	-	215.8 e	1,511.7
NO	1,496.7 e	949.9 e	846.8	103.1 e	-	-	-	166.8	159.5	7.3	-	-	-	248.2	131.8

Key : Not available; : n Not significant; - Not applicable or real zero or zero by default; 0 or 0.00 Less than half of the unit used; e Estimated value; s Eurostat estimate
DK Data refer to 2004

B.2.2 LMP expenditure by type (LMP supports, categories 8-9), 2005

eurostat	Euro (millions)														
	18.1 Total	18.2 Transfers to individuals	18.2.1 Periodic cash payments	18.2.2 Lump-sum payments	18.2.3 Reimburse- ments	18.2.4 Reduced social contribs.	18.2.5 Reduced taxes	18.3 Transfers to employers	18.3.1 Periodic cash payments	18.3.2 Lump-sum payments	18.3.3 Reimburse- ments	18.3.4 Reduced social contribs.	18.3.5 Reduced taxes	18.4 Transfers to service providers	18.5 Not specified
EU-27	148,741.5 e	146,243.9 e	137,232.4 e	3,756.1 e	228.1	5,027.2	-	2,482.5	1,764.9	138.7	577.6	1.3	-	0.2	14.9
EU-15	145,401.8 e	142,919.2 e	133,931.1 e	3,734.3 e	227.3	5,026.6	-	2,482.5	1,764.9	138.7	577.6	1.3	-	0.0	-
BE	7,055.0	7,055.0	6,873.8	181.2	-	-	-	-	-	-	-	-	-	-	-
BG	46.7	46.7	46.5	0.1	-	-	-	-	-	-	-	-	-	-	-
CZ	241.6	241.6	236.6	5.0	-	-	-	-	-	-	-	-	-	-	-
DK	5,235.8 e	5,235.8 e	5,190.2 e	45.6 e	-	-	-	-	-	-	-	-	-	-	-
DE	52,582.0	50,806.2	49,596.5	1,209.7	-	-	-	1,775.9	1,747.6	-	28.3	-	-	-	-
EE	13.3	13.3	9.6	3.0	-	0.7	-	-	-	-	-	-	-	-	-
IE	1,343.0 e	1,204.8 e	1,188.9 e	15.9	-	-	-	138.1	-	138.1	-	-	-	-	-
EL	793.9	793.9	685.0	108.9	-	-	-	-	-	-	-	-	-	-	-
ES	13,173.9 e	13,173.3 e	12,770.4 e	198.6 e	-	204.3	-	0.6	-	0.6	-	-	-	-	-
FR	27,780.4	27,763.1	27,763.1	-	-	-	-	17.3	17.3	-	-	-	-	-	-
IT	11,610.9	11,609.6	5,804.6	1,908.8	-	3,896.1	-	1.3	-	-	-	1.3	-	-	-
CY
LV	42.2	42.2	41.0	1.1	-	-	-	-	-	-	-	-	-	-	-
LT	25.5	25.5	20.7	4.8	-	-	-	-	-	-	-	-	-	-	-
LU	197.6	187.3	179.0	8.3	-	-	-	10.3	-	-	10.3	-	-	-	-
HU	347.3	347.3	346.5	-	0.8	-	-	-	-	-	-	-	-	-	-
MT
NL	10,220.4	10,220.4	10,220.4	-	-	-	-	-	-	-	-	-	-	-	-
AT	3,694.9	3,155.8	2,002.3	-	227.3	926.2	-	539.0	-	-	539.0	-	-	0.0	-
PL	2,094.6	2,094.6	2,094.6	: n	-	-	-	-	-	-	-	-	-	-	-
PT	1,919.8	1,919.8	1,879.8	40.0	-	-	-	-	-	-	-	-	-	-	-
RO	314.1	314.0	309.2	4.8	-	-	-	-	-	-	-	-	-	0.1	14.9
SI	112.2	97.3	97.3	-	-	-	-	-	-	-	-	-	-	-	-
SK	102.4	102.4	99.3	3.1	-	-	-	-	-	-	-	-	-	-	-
FI	2,991.5	2,991.5	2,974.3	17.2	-	-	-	-	-	-	-	-	-	-	-
SE	3,447.6	3,447.6	3,447.6	-	-	-	-	-	-	-	-	-	-	-	-
UK	3,355.1	3,355.1	3,355.1	-	-	-	-	-	-	-	-	-	-	-	-
NO	2,071.9	1,741.4	1,741.4	-	-	-	-	-	-	-	-	-	-	-	330.5

Key : Not available; : n Not significant; - Not applicable or real zero or zero by default; 0 or 0.00 Less than half of the unit used; e Estimated value; s Eurostat estimate
DK Data refer to 2004

B.2.3 Share of LMP expenditure by type (LMP measures, categories 2-7), 2005

EUROSTAT	% total expenditure (categories 2-7)														
	18.1 Total	18.2 Transfers to individuals	18.2.1 Periodic cash payments	18.2.2 Lump-sum payments	18.2.3 Reimburse- ments	18.2.4 Reduced social contribs.	18.2.5 Reduced taxes	18.3 Transfers to employers	18.3.1 Periodic cash payments	18.3.2 Lump-sum payments	18.3.3 Reimburse- ments	18.3.4 Reduced social contribs.	18.3.5 Reduced taxes	18.4 Transfers to service providers	18.5 Not specified
EU-27	100.0 s	24.9 s	21.4 s	2.9 s	0.4 s	0.3 e	0.0 e	41.8 s	19.6 e	3.1	0.5	17.0 e	1.5 s	26.8 s	6.5
EU-15	100.0 s	24.9 s	21.5 s	2.7 s	0.4 s	0.3 e	0.0 e	41.0 s	18.8 e	3.1	0.2	17.3 e	1.5 s	27.4 s	6.7
BE	100.0 e	27.3 e	26.8	0.5 e	0.0	-	-	54.9	50.7	-	-	4.2	-	15.1	2.7
BG	100.0	2.4 s	1.3 s	0.8	0.3 s	-	-	87.3	87.3	: n	-	-	-	6.1 s	3.2
CZ	100.0	3.4	0.2	3.2	-	-	-	85.9	57.2	28.7	-	-	-	10.7	-
DK	100.0 e	41.7 e	41.7 e	-	-	-	-	51.8 e	51.8 e	-	-	-	-	6.4 e	-
DE	100.0 s	34.5 s	33.2 s	0.6	0.6	0.1	-	6.2	6.1	-	0.1	-	-	45.4	14.0
EE	100.0	43.0	32.1	11.0	-	-	-	17.5	17.5	-	-	-	-	39.5	-
IE	100.0 e	66.8 s	55.3 s	9.6 s	1.9 s	-	-	1.0	0.3	0.6	-	: n	-	19.0 s	13.2
EL	100.0 s	55.8 s	10.8 s	45.0 s	-	-	-	5.6	5.6	-	-	-	-	10.5	28.1
ES	100.0	8.0 e	1.5	6.3 e	0.1 e	0.1 e	: n	69.2	2.5	15.7	0.7	50.2	-	22.8	-
FR	100.0 e	19.3 e	17.4	1.7	0.0	0.1 e	0.0 e	65.0 e	41.0 e	6.9	-	16.0 e	1.0 e	15.7	-
IT	100.0	13.4	2.8	10.1	0.5	0.1	-	78.2	60.5	0.9	-	74.1	3.2	8.4	-
CY	:	:	:	:	:	:	:	:	:	:	:	:	:	:	:
LV	100.0	2.9 e	2.9 e	-	-	-	-	31.6	31.1	0.6	-	-	-	65.4	-
LT	100.0	11.6	9.4	0.0	2.2	-	-	64.5	52.8	0.8	10.9	-	-	23.9	-
LU	:	:	:	:	:	:	:	:	:	:	:	:	:	:	:
HU	100.0	13.0	3.8	9.2	-	-	-	87.0	81.1	5.2	0.1	0.6	-	-	-
MT	:	:	:	:	:	:	:	:	:	:	:	:	:	:	:
NL	100.0 e	6.9	6.9	-	-	-	0.0	7.4 e	2.2	-	-	2.6 e	2.6 e	85.6 e	-
AT	100.0 e	44.6	32.8	: n	0.2	11.6	-	25.8	20.4	: n	3.4	2.0	: n	21.6 e	8.1
PL	100.0	33.1	25.6	7.5	0.0	-	-	62.7	35.7	0.5	15.8	10.7	0.0	4.2	-
PT	100.0 e	44.5 e	36.7 e	7.8	-	-	-	37.1	9.5	9.6	1.8	16.3	-	18.3	-
RO	100.0	13.8	12.1	1.7	-	-	-	73.2	67.1	0.1	-	6.0	-	13.1	-
SI	100.0	18.4	12.1	6.3	-	-	-	63.1	62.7	0.4	-	-	-	18.5	-
SK	100.0	37.2	6.6	30.5	-	-	-	56.0	5.0	5.0	45.5	-	-	6.8	-
FI	100.0 e	51.0 e	45.3 e	-	5.6	-	-	28.4 e	28.4 e	-	-	-	-	20.6 e	-
SE	100.0	40.0	39.3	0.1	0.5	-	-	50.7	36.9	-	0.5	-	13.3	9.2	-
UK	100.0 e	8.2 e	5.1 e	3.1	-	-	-	8.4 e	8.4 e	-	-	-	-	10.4 e	73.0
NO	100.0 e	63.5 e	56.6	6.9 e	-	-	-	11.1	10.7	0.5	-	-	-	16.6	8.8

Key : Not available; : n Not significant; - Not applicable or real zero or zero by default; 0 or 0.00 Less than half of the unit used; e Estimated value; s Eurostat estimate
DK Data refer to 2004


B.2.4 Share of LMP expenditure by type (LMP supports, categories 8-9), 2005

eurostat	% total expenditure (categories 8-9)														
	18.1 Total	18.2 Transfers to individuals	18.2.1 Periodic cash payments	18.2.2 Lump-sum payments	18.2.3 Reimburse- ments	18.2.4 Reduced social contribs.	18.2.5 Reduced taxes	18.3 Transfers to employers	18.3.1 Periodic cash payments	18.3.2 Lump-sum payments	18.3.3 Reimburse- ments	18.3.4 Reduced social contribs.	18.3.5 Reduced taxes	18.4 Transfers to service providers	18.5 Not specified
EU-27	100.0 e	98.3 e	92.3 e	2.5 e	0.2	3.4	-	1.7	1.2	0.1	0.4	0.0	-	0.0	0.0
EU-15	100.0 e	98.3 e	92.1 e	2.6 e	0.2	3.5	-	1.7	1.2	0.1	0.4	0.0	-	0.0	-
BE	100.0	100.0	97.4	2.6	-	-	-	-	-	-	-	-	-	-	-
BG	100.0	100.0	99.7	0.3	-	-	-	-	-	-	-	-	-	-	-
CZ	100.0	100.0	97.9	2.1	-	-	-	-	-	-	-	-	-	-	-
DK	100.0 e	100.0 e	99.1 e	0.9 e	-	-	-	-	-	-	-	-	-	-	-
DE	100.0	96.6	94.3	2.3	-	-	-	3.4	3.3	-	0.1	-	-	-	-
EE	100.0	100.0	72.6	22.5	-	4.9	-	-	-	-	-	-	-	-	-
IE	100.0 e	89.7 e	88.5 e	1.2	-	-	-	10.3	138.1	10.3	-	-	-	-	-
EL	100.0	100.0	86.3	13.7	-	-	-	-	-	-	-	-	-	-	-
ES	100.0 e	100.0 e	96.9 e	1.5 e	-	1.6	-	0.0	0.6	0.0	-	-	-	-	-
FR	100.0	99.9	99.9	-	-	-	-	0.1	0.1	-	-	-	-	-	-
IT	100.0	100.0	50.0	16.4	-	33.6	-	0.0	-	-	0.0	-	-	-	-
CY	:	:	:	:	:	:	:	:	:	:	:	:	:	:	:
LV	100.0	100.0	97.3	2.7	-	-	-	-	-	-	-	-	-	-	-
LT	100.0	100.0	81.1	18.9	-	-	-	-	-	-	-	-	-	-	-
LU	100.0	94.8	90.6	4.2	-	-	-	5.2	-	-	5.2	-	-	-	-
HU	100.0	100.0	99.8	-	0.2	-	-	-	-	-	-	-	-	-	-
MT	:	:	:	:	:	:	:	:	:	:	:	:	:	:	:
NL	100.0	100.0	100.0	-	-	-	-	-	-	-	-	-	-	-	-
AT	100.0	85.4	54.2	-	6.2	25.1	-	14.6	-	-	14.6	-	0.0	-	-
PL	100.0	100.0	100.0	: n	-	-	-	-	-	-	-	-	-	-	-
PT	100.0	100.0	97.9	2.1	-	-	-	-	-	-	-	-	-	-	-
RO	100.0	100.0	98.4	1.5	-	-	-	-	-	-	-	-	-	-	-
SI	100.0	86.7	86.7	-	-	-	-	-	-	-	-	-	-	-	13.3
SK	100.0	100.0	97.0	3.0	-	-	-	-	-	-	-	-	-	-	-
FI	100.0	100.0	99.4	0.6	-	-	-	-	-	-	-	-	-	-	-
SE	100.0	100.0	100.0	-	-	-	-	-	-	-	-	-	-	-	-
UK	100.0	100.0	100.0	-	-	-	-	-	-	-	-	-	-	-	-
NO	100.0	84.0	84.0	-	-	-	-	-	-	-	-	-	-	-	16.0

Key : Not available; : n Not significant; - Not applicable or real zero or zero by default; 0 or 0.00 Less than half of the unit used; e Estimated value; s Eurostat estimate
DK Data refer to 2004


B.3.1 LMP expenditure by intervention and by type of action: Belgique/België, 2005

Euro (millions)

 Category, intervention number and name		15.1 Total	15.2 Transfers to individuals	15.3 Transfers to employers	15.4 Transfers to service providers	15.5 Not specified	Notes
1	Labour market services	686.9	-	-	686.9	-	
	1 Public employment services (Fed, RF, RW, RBC, CG)	572.3	-	-	572.3	-	
1.1	12 Vocational integration (RW)	4.4	-	-	4.4	-	
	30 Regional employment missions (RW)	2.9	-	-	2.9	-	
	50 Partnership for childcare for jobseekers (RBC)	1.5	-	-	1.5	-	
	54 Pathway to work (RF)	58.3	-	-	58.3	-	
	58 Crèches facilities (RW)	0.1	-	-	0.1	-	
	60 Restructuring support programme (retraining units) (RW)	1.9	-	-	1.9	-	
	65 Re-employment fund (RF)	3.9	-	-	3.9	-	
	68 Vocational integration (RBC)	7.6	-	-	7.6	-	
	77 Vocational guidance (RW)	31.7	-	-	31.7	-	
	78 Vocational project contract (RBC)	2.4	-	-	2.4	-	
2	Training	608.1	271.9	4.5	331.7	-	
2.1	3 Encouraging the unemployed to resume studying (Fed)	142.9	142.9	-	-	-	
	40 Vocational training (RF)	167.6	-	-	167.6	-	
	41 Vocational training (RW)	126.5	-	-	126.5	-	
	42 Vocational training (RBC)	37.4	-	-	37.4	-	
	43 Vocational training (Fed)	127.6	127.6	-	-	-	
	44 Vocational training (CG)	:	:	-	:	-	
	64 Language training cheques (RBC)	0.6	0.6	-	-	-	
	75 Driving licences grants (RW)	0.2	-	-	0.2	-	
2.2	13 Training and integration contract (RW)	0.4	0.4	-	-	-	
	29 Tutorial (RBC)	0.0	-	0.0	-	-	1
	67 Support for the creation, extension and restructuring of enterprises (RBC)	0.0	-	-	0.0	-	
2.3	76 Language immersion grants (RW)	0.4	0.4	-	-	-	
2.4	8 Alternance training (Fed)	0.2	-	0.2	-	-	1
	10 Alternance training (RW)	4.3	-	4.3	-	-	
3	Job rotation and job sharing	-	-	-	-	-	
4	Employment incentives	498.7	376.3	111.0	11.4	-	
	39 Part-time workers receiving income guarantee allowance (Fed)	213.3	213.3	-	-	-	
4.1	17 Recruitment of unemployed persons in the context of economic expansion (RW)	2.3	-	2.3	-	-	1
	22 Plan +1, +2, +3 (Fed)	82.5	-	82.5	-	-	
	26 Relocation allowances for the unemployed (RBC)	0.0	0.0	-	-	-	
	28 Transition-to-work subsidy (RBC)	0.2	-	0.2	-	-	
	56 Wage-subsidies for integration enterprises (RBC)	-	-	-	-	-	2
	61 Activa (Fed)	186.7	162.9	23.8	-	-	
	70 Recruitment of unemployed persons in the context of economic expansion (RBC)	2.2	-	2.2	-	-	
	73 Insertion enterprises (RF)	11.4	-	:	11.4	-	
5	Supported employment and rehabilitation	358.8	-	248.5	40.5	69.8	
	79 Work and rehabilitation for disabled persons (RW)	69.8	-	:	:	69.8	
	82 Work and rehabilitation for disabled persons (RBC)	20.6	-	20.6	-	-	
5.1	66 Social workshops (RF)	28.6	:	-	28.6	-	
	84 Sheltered work place (RF)	188.6	-	188.6	-	-	
	86 CAO 26 and Flemish insertion scheme (RF)	39.3	-	39.3	-	-	
5.2	85 Pathway to work and training in CBO (RF)	11.9	-	-	11.9	-	

B.3.1 LMP expenditure by intervention and by type of action: Belgique/België, 2005

Euro (millions)

 Category, intervention number and name		15.1	15.2	15.3	15.4	15.5	Notes
		Total	Transfers to individuals	Transfers to employers	Transfers to service providers	Not specified	
6	Direct job creation	1,067.6	35.1	1,032.5	-	-	
14	Third working circuit (RW, RF)	24.9	24.9	-	-	-	1
18	Subsidised contractors (Fed, RF, RW, RBC, CG)	421.8	-	421.8	-	-	
19	Promoting employment in the non-market sector - FBI (Fed)	118.4	-	118.4	-	-	
21	Local employment agencies (Fed)	10.2	10.2	-	-	-	3
27	Transition-to-work scheme (RF)	27.6	-	27.6	-	-	
52	First job agreement in projects of public interest (RBC)	1.4	-	1.4	-	-	
63	Support for the promotion of employment (APE) - Market and non-market sectors (RW)	438.8	-	438.8	-	-	
71	Transition-to-work scheme (RBC)	5.0	-	5.0	-	-	
72	Transition-to-work scheme (RW)	19.5	-	19.5	-	-	
7	Start-up incentives	11.0 e	10.8 e	-	0.2	-	
34	Loans for unemployed persons (Fed)	10.8 e	10.8 e	-	-	-	
45	Support for the creation and management of enterprises (RBC)	0.2	-	-	0.2	-	
8	Out-of-work income maintenance and support	5,790.7	5,790.7	-	-	-	
8.1	37 [Component] Unemployment benefit (Fed) - Full UB	5,192.5	5,192.5	-	-	-	
8.2	37 [Component] Unemployment benefit (Fed) - Partial UB	417.0	417.0	-	-	-	
8.5	37 [Component] Unemployment benefit (Fed) - Bankruptcy compensation	181.2	181.2	-	-	-	
9	Early retirement	1,264.3	1,264.3	-	-	-	
9.1	38 Early retirement by collective agreement (Fed)	1,264.3	1,264.3	-	-	-	
1-9	Total LMP (categories 1-9)	10,285.9 e	7,749.0 e	1,396.4	1,070.7	69.8	
2-7	Total LMP measures (categories 2-7)	2,544.1 e	694.0 e	1,396.4	383.8	69.8	
8-9	Total LMP supports (categories 8-9)	7,055.0	7,055.0	-	-	-	


Key : Not available; :n Not significant; - Not applicable or real zero or zero by default; 0 or 0.00 Less than half of the unit used; e Estimated value; s Eurostat estimate

1 Intervention coming to an end.

2 Intervention not applied in 2005.


3 This intervention is being replaced by the Titres-services (measure which is not reported in the LMP database because it's not targeted). This explains the reduction of the expenditure level.

B.3.2 LMP expenditure by intervention and by type of action: България (Bălgarija), 2005
Euro (millions)

 Category, intervention number and name		15.1 Total	15.2 Transfers to individuals	15.3 Transfers to employers	15.4 Transfers to service providers	15.5 Not specified	Notes
1	Labour market services	15.8	-	-	15.8	-	
1.1	1 Information services	-	-	-	-	-	1
	2 Individual case-management	-	-	-	-	-	1
1.2	3 Administration of active measures	14.8	-	-	14.8	-	2
	4 Other activities	1.0	-	-	1.0	-	
2	Training	14.4	1.4 s	6.2	5.5 s	1.1	
	52 [Component] Free again -	0.0	: n	-	0.0	-	
	54 [Component] Assistants for people with disabilities -	0.0	: n	-	0.0	-	
2.1	5 Vocational training courses organised by the EA	6.0	1.4 s	-	4.5 s	-	
	6 Employment protection and maintenance	0.0	-	0.0	-	-	
	7 Computer training for young people	0.7	:	-	0.7	-	
	8 Vocational training and social inclusion of school dropouts	0.1	: n	-	0.1	-	
	9 Social inclusion of young people leaving residential care homes	0.0	:	-	:	-	
	10 Back to work	0.0	:	-	:	-	
	11 Programme for refugees	0.0	:	-	:	-	
	12 Regional programmes for literacy, vocational training and employment in public benefit activities	0.1	:	-	:	-	
	13 New professional qualifications in the sphere of information technology and computer networks	: n	: n	-	: n	-	
	42 [Component] Welfare to work - Training	0.0	-	-	0.0	-	
	43 [Component] Employment for teachers in the training of disabled children - Training	0.1	-	-	0.1	-	
	44 [Component] Beautiful Bulgaria -	1.1	:	:	:	1.1	
	46 [Component] Programme for training and employment of disabled persons -	: n	: n	: n	: n	-	3
	47 [Component] Reintegration of ex-convicts -	-	-	-	-	-	
	49 [Component] Incentives for employers to hire unemployment benefit recipients in part-time working arrangements -	0.0	-	-	0.0	-	
2.4	14 Incentives for employers to provide internships for unemployed people aged under 29	2.5	-	2.5	-	-	
	15 Incentives for employers to provide internships for the acquisition of qualifications	3.7	-	3.7	-	-	
	16 Crafts training under the dual system	0.0	:	:	:	-	
3	Job rotation and job sharing	-	-	-	-	-	
3.1	17 Incentives for employers to hire unemployed people to fill in for employees attending training courses	-	-	-	-	-	4


B.3.2 LMP expenditure by intervention and by type of action: България (Bălgarija), 2005

Euro (millions)

 Category, intervention number and name		15.1 Total	15.2 Transfers to individuals	15.3 Transfers to employers	15.4 Transfers to service providers	15.5 Not specified	Notes
4	Employment incentives	8.9	0.1	8.5	-	-	
4.1	18 Incentives for employers to hire unemployed people aged under 29	0.9	-	0.9	-	-	
	19 Incentives for employers to hire long-term unemployed	0.3	-	0.3	-	-	
	20 Encouraging employer micro-enterprises to provide new jobs by subsidising the first 5 places	0.2	-	0.2	-	-	
	21 Incentives for employers to hire unemployed people as part-timers	0.6	-	0.6	-	-	
	22 Incentives for employers to create jobs for unemployed single parents with children up to 3 years old	0.6	-	0.6	-	-	
	23 Incentives for employers to hire older unemployed	2.0	-	2.0	-	-	
	24 Support in retirement	3.9	-	3.9	-	-	
	45 [Component] Programme for agricultural producers -	0.0	-	0.0	-	-	
	46 [Component] Programme for training and employment of disabled persons -	0.3	:	:	:	-	3
	47 [Component] Reintegration of ex-convicts -	0.0	-	0.0	-	-	
	48 Encouraging geographical mobility of the unemployed	0.1	0.1	-	-	-	
	49 [Component] Incentives for employers to hire unemployment benefit recipients in part-time working arrangements -	0.0	-	0.0	-	-	
	50 [Component] Entrepreneurship promotion -	0.0	0.0	-	-	-	
4.2	25 Employment protection and maintenance	0.0	-	0.0	-	-	
5	Supported employment and rehabilitation	1.9	-	1.9	-	-	
5.1	27 Incentives for employers to create jobs for unemployed people with permanently reduced capacity to work	1.9	-	1.9	-	-	
6	Direct job creation	67.9	: n	65.9	0.1	1.9	
	28 Employment in public administration for young people with university degree	0.7	-	0.7	-	-	
	29 Employment in support of the Bulgarian theatre	0.6	-	0.6	-	-	
	30 Crop protection	0.3	-	0.3	-	-	
	42 [Component] Welfare to work - Employment	50.9	-	50.9	-	-	
	43 [Component] Employment for teachers in the training of disabled children - Employment	0.2	-	0.2	-	-	
	44 [Component] Beautiful Bulgaria -	1.9	:	:	:	1.9	
	51 Programme for reduction of poverty	0.9	: n	0.8	0.1	-	
	52 [Component] Free again -	0.0	-	0.0	-	-	
	53 Teachers for vacation	0.1	: n	0.1	: n	-	
	54 [Component] Assistants for people with disabilities -	12.3	-	12.3	-	-	
7	Start-up incentives	1.5	0.8	0.0	0.2	-	
	26 Entrepreneurship promotion for people with reduced capacity	: n	: n	-	-	-	
	31 Employment through business support (JOBS)	0.5	:	-	:	-	
	32 Vocational training for beneficiaries of the "Micro-credit guarantee fund"	0.0	0.0	-	-	-	
	33 Encouraging entrepreneurship among agricultural producers	0.8	0.8	-	-	-	
	34 Programme for encouraging employment and vocational training in apiculture	0.1	:	-	0.1	-	
	35 Entrepreneurial incentives for women in the sphere of childcare services	0.1	:	-	0.1	-	
	45 [Component] Programme for agricultural producers -	0.0	-	0.0	:	-	
	50 [Component] Entrepreneurship promotion -	0.0	0.0	-	-	-	

B.3.2 LMP expenditure by intervention and by type of action: България (Bǎlgarija), 2005

Euro (millions)


 Category, intervention number and name		15.1 Total	15.2 Transfers to individuals	15.3 Transfers to employers	15.4 Transfers to service providers	15.5 Not specified	Note s
8	Out-of-work income maintenance and support	46.7	46.7	-	-	-	
8.1	37 Unemployment benefits	46.4	46.4	-	-	-	
8.3	38 Part-time unemployment benefits	0.1	0.1	-	-	-	
8.4	36 Redundancy compensation	0.1	0.1	-	-	-	
9	Early retirement	-	-	-	-	-	
1-9	Total LMP (categories 1-9)	156.9	48.9 s	82.5	21.6 s	3.1	
2-7	Total LMP measures (categories 2-7)	94.4	2.3 s	82.5	5.7 s	3.1	
8-9	Total LMP supports (categories 8-9)	46.7	46.7	-	-	-	

Key : Not available; :n Not significant; - Not applicable or real zero or zero by default; 0 or 0.00 Less than half of the unit used; e Estimated value; s Eurostat estimate

- 1 Expenditure is included in intervention BG-3.
- 2 Includes expenditure of interventions BG-1 and BG-2.
- 3 Mixed intervention (categories 2 and 4) - it is not possible to separate the data so all expenditure are allocated to employment incentives, which is the most important component.
- 4 Intervention not applied in 2005.

B.3.3 LMP expenditure by intervention and by type of action: Česká republika, 2005

Euro (millions)


		Category, intervention number and name	15.1 Total	15.2 Transfers to individuals	15.3 Transfers to employers	15.4 Transfers to service providers	15.5 Not specified	Notes
1		Labour market services	129.2	-	-	129.2	-	
1.1	1	Employment brokerage	40.3	-	-	40.3	-	
	6	Vocational rehabilitation of persons with working limitations	0.0	-	-	0.0	-	1
1.2	14	Other services and overheads of the PES	88.8	-	-	88.8	-	
2		Training	13.3	0.3	-	13.0	-	
	2	Retraining of the registered unemployed	13.3	0.3	-	13.0	-	2
3		Job rotation and job sharing	-	-	-	-	-	
4		Employment incentives	41.5	-	41.5	-	-	
4.1	7	Subsidised new working places (SÚMP)	36.3	-	36.3	-	-	
	9	Providing the working experience to graduates or obtaining the qualification by youngsters	4.9	-	4.9	-	-	3
	19	Allowance for on-the-job training	0.1	-	0.1	-	-	
4.2	4	Contribution to employer for partial coverage of employees wages due to conversion to the new production program	0.0	-	0.0	-	-	
	18	Allowance for transporting employees	0.2	-	0.2	-	-	
5		Supported employment and rehabilitation	35.0	-	35.0	-	-	
5.1	5	Contribution to employers for establishing and running sheltered workshops and working places	10.2	-	10.2	-	-	
	16	Contribution to the employer whose more than 50% of employees are disabled persons	24.7	-	24.7	-	-	
6		Direct job creation	28.2	-	28.2	-	-	
	8	Public works programme (VPP)	28.2	-	28.2	-	-	
7		Start-up incentives	3.8	3.8	-	-	-	
	12	Contribution to registered unemployed with working limitations for working equipment when starting self-employment	0.2	0.2	-	-	-	
	13	Self employment - publicly beneficial working places (SVC SÚPM)	3.4	3.4	-	-	-	
	17	Bridging allowance	0.2	0.2	-	-	-	
8		Out-of-work income maintenance and support	241.6	241.6	-	-	-	
8.1	3	Unemployment benefit for registered unemployed	236.6	236.6	-	-	-	4
8.5	10	Protection of employees due to insolvency of the employer	5.0	5.0	-	-	-	
9		Early retirement	-	-	-	-	-	
1-9		Total LMP (categories 1-9)	492.5	245.7	104.6	142.2	-	
2-7		Total LMP measures (categories 2-7)	121.7	4.1	104.6	13.0	-	
8-9		Total LMP supports (categories 8-9)	241.6	241.6	-	-	-	

Key : Not available; :n Not significant; - Not applicable or real zero or zero by default; 0 or 0.00 Less than half of the unit used; e Estimated value; s Eurostat estimate

- 1 Expenditure covers only the costs of subcontracted services. Related staff costs are covered in CZ-1.
- 2 Participants of retraining receive increased unemployment benefits which are recorded in category 8 (CZ-3).
- 3 Intervention coming to an end.
- 4 Includes benefits paid to persons in retraining (CZ-2).

B.3.4 LMP expenditure by intervention and by type of action: Danmark, 2005

Euro (millions)

 Category, intervention number and name		15.1 Total	15.2 Transfers to individuals	15.3 Transfers to employers	15.4 Transfers to service providers	15.5 Not specified	Notes
1	Labour market services	323.2 e	-	-	323.2 e	-	-
5	Public employment service	232.3 e	-	-	232.3 e	-	1
1.1	17 Short guidance and skills qualification programs	90.9 e	-	-	90.9 e	-	1
2	Training	1,059.5 e	834.1 e	33.3 e	192.1 e	-	-
2.1	8 Education and training	725.7 e	533.6 e	-	192.1 e	-	1
	9 Specially arranged activation	228.4 e	228.4 e	-	-	-	1
	33 Education of immigrants	72.2 e	72.2 e	-	-	-	1
2.4	31 Adult apprenticeship support	33.3 e	-	33.3 e	-	-	1
3	Job rotation and job sharing	-	-	-	-	-	-
4	Employment incentives	928.8 e	-	928.8 e	-	-	-
4.1	6 Wage subsidies	696.7 e	-	696.7 e	-	-	1
	7 Practical work training in enterprises	157.4 e	-	157.4 e	-	-	1
	26 Servicejobs	49.1 e	-	49.1 e	-	-	1
	30 Support of disabled	25.6 e	-	25.6 e	-	-	1
5	Supported employment and rehabilitation	995.5 e	410.7 e	584.8 e	-	-	-
5.1	21 Flex jobs, including flex jobs for self-employed	426.9 e	-	426.9 e	-	-	1
	22 Wage subsidies for persons, who receive early retirement pension (formerly known as light jobs)	22.0 e	-	22.0 e	-	-	1
5.2	20 Rehabilitation	480.6 e	344.7 e	135.9 e	-	-	1
	28 Pre-rehabilitation	66.0 e	66.0 e	-	-	-	1
6	Direct job creation	0.2 e	0.2 e	-	-	-	-
	10 Voluntary unpaid activities	0.2 e	0.2 e	-	-	-	1
7	Start-up incentives	-	-	-	-	-	-
8	Out-of-work income maintenance and support	3,817.4 e	3,817.4 e	-	-	-	-
8.1	1 [Component] Unemployment insurance - Full time	3,058.8 e	3,058.8 e	-	-	-	1,2
	2 Social assistance (unemployment)	550.8 e	550.8 e	-	-	-	1
	29 Unemployment allowance	162.1 e	162.1 e	-	-	-	1
8.2	1 [Component] Unemployment insurance - Partial	- e	- e	-	-	-	1,2
8.3	1 [Component] Unemployment insurance - Part-time	- e	- e	-	-	-	1,2
8.5	25 Wage earners guarantee fund	45.6 e	45.6 e	-	-	-	1
9	Early retirement	1,418.4 e	1,418.4 e	-	-	-	-
9.2	3 Transitional allowance	129.9 e	129.9 e	-	-	-	1
	24 Early retirement pay, from unemployment	1,275.3 e	1,275.3 e	-	-	-	1
	32 Flex allowance	13.2 e	13.2 e	-	-	-	1
1-9	Total LMP (categories 1-9)	8,542.9 e	6,480.8 e	1,546.8 e	515.3 e	-	-
2-7	Total LMP measures (categories 2-7)	2,983.9 e	1,245.0 e	1,546.8 e	192.1 e	-	-
8-9	Total LMP supports (categories 8-9)	5,235.8 e	5,235.8 e	-	-	-	-


Key : Not available; :n Not significant; - Not applicable or real zero or zero by default; 0 or 0.00 Less than half of the unit used; e Estimated value; s Eurostat estimate

1 Data refer to 2004

2 The breakdown of expenditure by type of benefit is not known so all expenditure is shown as full-time benefits, which are the most important.


B.3.5 LMP expenditure by intervention and by type of action: Deutschland, 2005

Euro (millions)

 Category, intervention number and name		15.1	15.2	15.3	15.4	15.5	Notes
		Total	Transfers to individuals	Transfers to employers	Transfers to service providers	Not specified	
1	Labour market services	7,907.1 e	136.3	: n	7,770.8 e	-	
1.1	35 Counselling and placement assistance	136.3	136.3	-	-	-	
	43 Placement voucher	69.7	-	-	69.7	-	
	47 Placement by third parties by order of PES	101.4	-	-	101.4	-	
	62 [Component] Job market services (Länder) - Information services	67.8 e	-	: n	67.8 e	-	
	62 [Component] Job market services (Länder) - Individual case-management	125.3 e	-	: n	125.3 e	-	
	63 [Component] Administrative expenditure of the federal agency for work (Bundesagentur für Arbeit) - Individual case management (administration costs)	1,395.1 e	-	-	1,395.1 e	-	1
	63 [Component] Administrative expenditure of the federal agency for work (Bundesagentur für Arbeit) - Information services (administration costs)	905.0 e	-	-	905.0 e	-	1
	64 Assessment of chances (Profiling)	-	-	-	-	-	
	65 Specialised integration services	2.7	-	-	2.7	-	
	66 Intensive vocational guidance	3.5	-	-	3.5	-	
	67 Integration agreement	-	-	-	-	-	2
	69 Socio-pedagogical services for preparatory training	1.0	-	-	1.0	-	
	75 Other additional services	-	-	-	-	-	3
	76 Additional services	196.4	-	-	196.4	-	3
1.2	62 [Component] Job market services (Länder) - Other services	1,221.6 e	-	: n	1,221.6 e	-	
	63 [Component] Administrative expenditure of the federal agency for work (Bundesagentur für Arbeit) - Administration of active measures	768.7 e	-	-	768.7 e	-	1
	63 [Component] Administrative expenditure of the federal agency for work (Bundesagentur für Arbeit) - Administration of measures in categories 8-9	1,384.3 e	-	-	1,384.3 e	-	1
	63 [Component] Administrative expenditure of the federal agency for work (Bundesagentur für Arbeit) - Other administration costs	1,528.3 e	-	-	1,528.3 e	-	1
2	Training	5,579.6 e	1,863.1	32.2	2,520.4	1,163.9	
	54 Training measures, promotion of pupils of vocational training centres (Länder)	424.3 e	-	-	-	424.3	
	55 Further vocational training/retraining and qualification (Länder)	739.6 e	-	-	-	739.6	
2.1	6 Measures to improve prospects of integration - training measures	159.3	-	-	159.3	-	
	11 Support for vocational preparation training measures for young people	623.9	209.9	-	414.0	-	
	12 Support for further vocational training	1,984.5	1,134.7	0.0	849.8	-	
	26 Language tuition for new resettlers, persons having right of asylum and quota refugees	30.7	-	-	30.7	-	
	27 Independent measures	81.1	81.1	-	-	-	
	31 ESF Federal programme	106.0	106.0	-	-	-	4
	44 Income subsidies for people in further vocational training	17.6	-	17.6	-	-	
	53 Integration measures	31.8	-	-	31.8	-	
	70 Transfer measures	12.4	-	12.4	-	-	
2.4	19 Support for vocational training for those with learning difficulties/social disadvantage	1,034.8	-	-	1,034.8	-	
	34 Vocational training allowance	331.4	331.4	-	-	-	
	71 First integration qualification for young people	2.2	-	2.2	-	-	
3	Job rotation and job sharing	20.2 e	-	10.2	-	10.0	
	56 Job rotation and job sharing (Länder)	10.0 e	-	-	-	10.0	
3.1	46 Job Rotation - Employment-training rotation programme	10.2	-	10.2	-	-	


B.3.5 LMP expenditure by intervention and by type of action: Deutschland, 2005

Euro (millions)

		Category, intervention number and name	15.1 Total	15.2 Transfers to individuals	15.3 Transfers to employers	15.4 Transfers to service providers	15.5 Not specified	Note s
4		Employment incentives	1,152.3 s	148.6 s	554.3	389.1	60.3	
4.1	7	Mobility allowances	109.6	109.6	-	-	-	
	8	Employee allowance	0.0	0.0	-	-	-	5
	16	Recruitment subsidy for new businesses	95.4	-	95.4	-	-	
	18	Integration subsidies	458.9	-	458.9	-	-	
	45	Subsidies for people with low income - model of Mainz	11.7	11.7	-	-	-	
	48	Personnel Service Agencies	180.1	-	-	180.1	-	
	52	Wage protection for older employees	25.1	25.1	-	-	-	
	57	Recruitment incentives (Länder)	60.3 e	-	-	-	60.3	
	73	[Component] Community service jobs - Variable payment	209.0	:	-	209.0	-	6
	74	[Component] Job finder's grant - Insured employment	2.3 s	2.3 s	-	-	-	7
5		Supported employment and rehabilitation	2,824.2 e	522.7	254.4	1,990.7	56.4	
	58	Integration of the disabled (Länder)	56.4 e	-	-	-	56.4	
5.1	23	Incentives for the recruitment and employment of the severely disabled	226.1	-	226.1	-	-	
5.2	13	Promoting integration of the disabled into working life	2,541.7	522.7	28.3	1,990.7	-	
6		Direct job creation	2,193.7 e	348.0	-	1,363.3	482.4	
	21	Support for job-creation measures (ABMs)	615.8	-	-	615.8	-	
	22	Support for structural adjustment measures	166.2	-	-	166.2	-	
	42	Employment generating promotion of the infrastructure	20.8	-	-	20.8	-	
	50	"Jump Plus": Special programme aimed at getting unemployed youths into work or training	1.4	-	-	1.4	-	
	51	Special programme: "Work for the long-term unemployed" ("Afl")	9.3	-	-	9.3	-	
	59	Direct creation of additional jobs (Länder)	482.4 e	-	-	-	482.4	
	68	Job opportunities	-	-	-	-	-	6,8
	73	[Component] Community service jobs - Additional expenditure variant	897.9	348.0	-	549.9	-	6
7		Start-up incentives	2,039.2 s	1,879.4 s	-	-	159.8	
	9	Bridging allowance	1,847.5	1,847.5	-	-	-	
	49	Business start-up subsidy	12.4	12.4	-	-	-	
	60	Incentives to start up businesses (Länder)	159.8 e	-	-	-	159.8	
	74	[Component] Job finder's grant - Self-employed	19.6 s	19.6 s	-	-	-	7
8		Out-of-work income maintenance and support	51,469.6	50,806.2	663.5	-	-	
8.1	1	Unemployment benefit	27,006.4	27,006.4	-	-	-	
	29	Integration assistance for new resettlers, persons having right of asylum and quota refugees	25.8	25.8	-	-	-	
8.2	14	Short-time working allowance	635.2	-	635.2	-	-	
	15	[Component] Promotion of year-round employment in construction - Bad weather allowance from the 31st hour, Additional winter allowance, refund of social contributions	151.4	123.1	28.3	-	-	
	15	[Component] Promotion of year-round employment in construction - Cost-increase winter allowance	89.8	89.8	:	-	-	
8.3	2	Part-time unemployment benefit	1.8	1.8	-	-	-	
8.5	4	Bankruptcy compensation payment	1,209.7	1,209.7	-	-	-	
8Mixec	77	Unemployment assistance (ALG II)	22,349.6	22,349.6	-	-	-	
9		Early retirement	1,112.4	-	1,112.4	-	-	
9.1	24	Support of part-time employment for older employees	1,112.4	-	1,112.4	-	-	

B.3.5 LMP expenditure by intervention and by type of action: Deutschland, 2005

Euro (millions)


 Category, intervention number and name		15.1	15.2	15.3	15.4	15.5	Notes
		Total	Transfers to individuals	Transfers to employers	Transfers to service providers	Not specified	
1-9	Total LMP (categories 1-9)	74,298.3 s	55,704.3 s	2,626.9	14,034.3 e	1,932.8	
2-7	Total LMP measures (categories 2-7)	13,809.2 s	4,761.8 s	851.1	6,263.5	1,932.8	
8-9	Total LMP supports (categories 8-9)	52,582.0	50,806.2	1,775.9	-	-	

Key : Not available; :n Not significant; - Not applicable or real zero or zero by default; 0 or 0.00 Less than half of the unit used; e Estimated value; s Eurostat estimate

- 1 Due to changes in legislation these figures are not comparable to previous years, expenditure for sub-categories are estimations following the internal KLR specifications. Expenditure of DE-64 and DE-67 (category 1.1.2) are included in DE-63.
- 2 Expenditure of DE-64 and DE-67 (category 1.1.2) are included in DE-63
- 3 Expenditure of DE-75 included in DE-76.
- 4 This measure provides financial support (payments by ESF) to participants in other LMP measures. The training costs (transfers to service providers) are reported in the other LMP measures.
- 5 Measure ended in 2004 - residual expenditure only.
- 6 Expenditure of DE-68 included in DE-73.
- 7 Distribution of expenditure between categories 4 and 7 estimated on the basis of participant numbers.
- 8 Pilot program coming to an end.

B.3.6 LMP expenditure by intervention and by type of action: Eesti, 2005

Euro (millions)

 Category, intervention number and name		15.1 Total	15.2 Transfers to individuals	15.3 Transfers to employers	15.4 Transfers to service providers	15.5 Not specified	Notes
1	Labour market services	2.5	-	-	2.5	-	
1.1	1 Placement by public employment services	2.5	-	-	2.5	-	1
	2 Vocational guidance	-	-	-	-	-	2
2	Training	3.7	1.7	-	2.1	-	
2.1	3 Labour market training	3.7	1.7	-	2.1	-	
3	Job rotation and job sharing	-	-	-	-	-	
4	Employment incentives	0.9	-	0.9	-	-	
4.1	5 Employment subsidy to employer	0.9	-	0.9	-	-	
5	Supported employment and rehabilitation	-	-	-	-	-	
6	Direct job creation	-	-	-	-	-	
	6 Community placement	-	-	-	-	-	
7	Start-up incentives	0.6	0.6	-	-	-	
	4 Employment subsidy to unemployed to start business	0.6	0.6	-	-	-	
8	Out-of-work income maintenance and support	13.3	13.3	-	-	-	
8.1	7 [Component] Unemployment benefits - Unemployment insurance benefit	6.9	6.9	-	-	-	3
	7 [Component] Unemployment benefits - State unemployment benefit	3.4	3.4	-	-	-	3
8.4	9 Benefit upon collective termination of employment contracts	1.3	1.3	-	-	-	
8.5	10 Benefits upon insolvency of employer	1.7	1.7	-	-	-	
9	Early retirement	-	-	-	-	-	
1-9	Total LMP (categories 1-9)	21.0	15.5	0.9	4.5	-	
2-7	Total LMP measures (categories 2-7)	5.2	2.2	0.9	2.1	-	
8-9	Total LMP supports (categories 8-9)	13.3	13.3	-	-	-	

Key : Not available; :n Not significant; - Not applicable or real zero or zero by default; 0 or 0.00 Less than half of the unit used; e Estimated value; s Eurostat estimate


1 EE-1 covers all administrative expenditure of the Estonian Labour Market Board and local employment offices.

2 Expenditure of EE-2 is included under EE-1.

3 Includes social contributions paid on behalf of beneficiaries.


B.3.7 LMP expenditure by intervention and by type of action: Éire/Ireland, 2005

Euro (millions)

		15.1 Total	15.2 Transfers to individuals	15.3 Transfers to employers	15.4 Transfers to service providers	15.5 Not specified	Note s
1 Labour market services		306.3 e	0.4 s	-	305.9 s	-	-
1.1	9 Job facilitation service	2.4 e	-	-	2.4 e	-	1
	15 Job clubs	5.3	0.3 s	-	5.0 s	-	-
	22 Counselling/guidance	37.3	-	-	37.3	-	-
	36 Local employment services	18.0	0.1 s	-	17.9 s	-	-
	55 High Supports Process	0.5	0.0 s	-	0.5 s	-	-
1.2	57 FÁS - non-LMP programmes and other staff costs/overheads	175.4	-	-	175.4	-	-
	58 FÁS - administration of LMP programmes	66.3	-	-	66.3	-	-
	59 Basic Education Workplace Scheme	1.1	-	-	1.1	-	-
2 Training		342.1 e	158.8 s	-	81.0 s	102.3	-
	45 Local Training Initiative	26.1	24.8 s	-	1.3 s	-	-
	51 Specialist Training Providers	44.9	18.0 s	-	26.9 s	-	-
2.1	10 Back to education allowance (BTEA)	46.7 e	46.7 e	-	-	-	2
	35 VTOS (Vocational training opportunities scheme)	57.0	:	-	:	57.0	-
	38 Bridging Foundation	21.9	14.4 s	-	7.5 s	-	-
	39 Specific Skills Training	38.0	25.8 s	-	12.2 s	-	-
	43 Return to Work	2.7	1.6 s	-	1.1 s	-	-
2.3	34 Youthreach	45.3	:	-	:	45.3	-
	40 Traineeship	20.6	15.1 s	-	5.5 s	-	-
	41 Foundation/Progression in Community Training Centres	38.9	12.5 s	-	26.4 s	-	3
3 Job rotation and job sharing		-	-	-	-	-	-
4 Employment incentives		85.2 e	54.9 e	: n	30.3	-	-
4.1	4 Back to work allowance	53.6 e	53.6 e	-	-	-	2,4
	5 PRSI Exemption scheme	: n	:	: n	-	-	-
	7 Part-time job incentive scheme	1.3 e	1.3 e	-	-	-	2
	47 Social Economy Programme	30.3	-	-	30.3	-	-
5 Supported employment and rehabilitation		14.2	-	7.6	6.6	-	-
5.1	18 Employment Support Scheme	2.7	-	2.7	-	-	-
	52 Supported Employment Programme	6.6	-	: n	6.6	-	-
	60 Wage subsidy scheme	4.9	-	4.9	-	-	-
6 Direct job creation		333.4	304.0 s	-	29.4 s	-	-
	23 Community employment scheme	295.8	269.8 s	-	26.0 s	-	-
	37 Job Initiative	37.5	34.2 s	-	3.4 s	-	-
7 Start-up incentives		: n	: n	-	-	-	-
	3 Back to work enterprise allowance (BWEA)	: n	: n	-	-	-	4
8 Out-of-work income maintenance and support		1,240.1 e	1,102.0 e	138.1	-	-	-
8.1	1 Unemployment benefit	418.6 e	418.6 e	-	-	-	2
	2 Unemployment assistance	667.5 e	667.5 e	-	-	-	2
8.4	49 Redundancy Payments	149.5	11.4	138.1	-	-	-
8.5	50 Insolvency Payments	4.6	4.6	-	-	-	-
9 Early retirement		102.9 e	102.9 e	-	-	-	-
9.2	12 Pre-retirement allowance	102.9 e	102.9 e	-	-	-	2

B.3.7 LMP expenditure by intervention and by type of action: Éire/Ireland, 2005


Euro (millions)

 Category, intervention number and name	15.1 Total	15.2 Transfers to individuals	15.3 Transfers to employers	15.4 Transfers to service providers	15.5 Not specified	Notes
1-9 Total LMP (categories 1-9)	2,424.0 e	1,722.9 s	145.7	453.1 s	102.3	
2-7 Total LMP measures (categories 2-7)	774.8 e	517.7 s	7.6	147.2 s	102.3	
8-9 Total LMP supports (categories 8-9)	1,343.0 e	1,204.8 e	138.1	-	-	

Key : Not available; :n Not significant; - Not applicable or real zero or zero by default; 0 or 0.00 Less than half of the unit used; e Estimated value; s Eurostat estimate


- 1 Salary costs of 46 job facilitators and 10 regional co-ordinators, who operate in 34 locations around the country.
- 2 Provisional expenditure figure only.
- 3 Includes Linked Work Experience which was previously reported separately as IE-42.
- 4 Total expenditure on Back to Work Allowances (Employees and Enterprise) is shown under IE-4.

B.3.8 LMP expenditure by intervention and by type of action: Ελλάδα (Elláda), 2005
Euro (millions)

 Category, intervention number and name		15.1 Total	15.2 Transfers to individuals	15.3 Transfers to employers	15.4 Transfers to service providers	15.5 Not specified	Note s
1	Labour market services	22.1 s	-	-	17.9	4.2	
1.1	31 Counselling - Vocational guidance	14.7	-	-	14.7	-	
	32 Individualized Approach Services (OAED)	3.2	-	-	3.2	-	
	62 Integrated Interventions in Favour of Women	4.2 s	-	-	:	4.2	
2	Training	71.2 s	59.6 s	-	11.6	-	
	69 [Component] Integrated intervention programme -	-	-	-	-	-	1
2.1	1 Training programs for people with mental retardation	-	-	-	-	-	1
	8 Continuous vocational training programme	-	-	-	-	-	1
	37 Training for unemployed seamen (Ministry of Merchant Marine)	8.4	2.7	-	5.7	-	
	42 Combating exclusion from the labour market for specific social groups (Greek Language Learning Programmes)	5.5 s	5.5 s	-	-	-	
	87 Subsidies for the implementation of special training actions in the region of Western Macedonia	0.1	0.1	-	-	-	
	88 Subsidies for the implementation of special training actions in the region of Peloponese	0.3	0.3	-	-	-	
	89 Subsidies for the implementation of special training actions in the region of Central Macedonia	0.5	0.5	-	-	-	
	90 Subsidies for the implementation of special training actions in the region of Attica	3.5	3.5	-	-	-	
	91 Subsidies for the implementation of special training actions in the region of Central Greece	0.2	0.2	-	-	-	
	92 Subsidies for the implementation of special training actions in the region of Thessaly	0.4	0.4	-	-	-	
2.3	6 Alternating vocational training programme	-	-	-	-	-	1
	33 Continuous vocational training programs for the unemployed (Ministry of Labour - KEK)	23.5 s	23.5 s	-	-	-	
	64 Alternating vocational training programme within the framework of integrated interventions	-	-	-	-	-	1
	70 Training on environmental protection and management	7.0 s	7.0 s	-	-	-	
	76 Integrated interventions for disadvantaged groups (Greek-Muslims and ROMA)	13.9	13.9	-	-	-	
	77 Integrated interventions for disadvantaged groups (Repatriates)	2.2 s	2.2 s	-	-	-	
	80 Alternate training for the development of specialised skills in information and communications technology	5.9	-	-	5.9	-	
3	Job rotation and job sharing	-	-	-	-	-	


B.3.8 LMP expenditure by intervention and by type of action: Ελλάδα (Elláda), 2005

Euro (millions)

		Category, intervention number and name	15.1 Total	15.2 Transfers to individuals	15.3 Transfers to employers	15.4 Transfers to service providers	15.5 Not specified	Notes
4		Employment incentives	37.0	2.1	3.8	-	31.1	
4.1	9	Programme New Jobs for the unemployed (OAED)	3.7	-	3.7	-	-	
	51	Stage programme for the promotion of Employment to the Information Society	-	-	-	-	-	1
	60	Programme for the subsidized employment of special social groups	-	-	-	-	-	2
	63	Programme New Jobs for the unemployed (L.A.E.K.) in 13 prefectures	-	-	-	-	-	1
	65	Stage programme in the health and welfare sector	-	-	-	-	-	1
	66	Programme new jobs for the unemployed aged 18-30 years old	-	-	-	-	-	1
	67	Stage programme for unemployed women 18-65 years old	-	-	-	-	-	1
	69	[Component] Integrated intervention programme -	-	-	-	-	-	1
	73	Programme for the subsidized employment of special social groups - ESF	31.1	-	-	-	31.1	
	75	Stage programme for the private sector	-	-	-	-	-	1
	79	Subsidy programme for employment in the environment sector	0.1	-	0.1	-	-	
	82	[Component] Subsidy programme for new professionals, new jobs and stage (O.R.P) -	-	-	-	-	-	1
	86	Stage programme in the sector of natural environment	2.1	2.1	-	-	-	
5		Supported employment and rehabilitation	-	-	-	-	-	
5.1	82	[Component] Subsidy programme for new professionals, new jobs and stage (O.R.P) -	-	-	-	-	-	1
6		Direct job creation	-	-	-	-	-	
7		Start-up incentives	2.4	-	2.4	-	-	
	69	[Component] Integrated intervention programme -	-	-	-	-	-	1
	74	Subsidy Programme of New Professionals in the sectors of Culture and Environment	-	-	-	-	-	1
	82	[Component] Subsidy programme for new professionals, new jobs and stage (O.R.P) -	-	-	-	-	-	1
	83	Subsidy programme for new professionals, new jobs and stage (Women)	2.4	-	2.4	-	-	
	84	Subsidy programme for New Professionals in the Information Society	-	-	-	-	-	
8		Out-of-work income maintenance and support	793.9	793.9	-	-	-	
8.1	22	Unemployment benefit	678.5	678.5	-	-	-	
	23	Special unemployment assistance for those exceeding the unemployment benefit period	0.6	0.6	-	-	-	
	24	Special assistance following a trimester of registered unemployment	-	-	-	-	-	3
	27	National System of Protection from Unemployment - ESPA (Benefit for young unemployed)	0.7	0.7	-	-	-	
	28	Special assistance for ex offenders	1.0	1.0	-	-	-	
	29	Special assistance for former political refugees and repatriated	-	-	-	-	-	1
	71	Assistance for long term unemployed	4.3	4.3	-	-	-	
8.2	58	Special seasonal assistance	108.9	108.9	-	-	-	4
9		Early retirement	-	-	-	-	-	

B.3.8 LMP expenditure by intervention and by type of action: Ελλάδα (Ελλάδα), 2005

Euro (millions)

 Category, intervention number and name	15.1 Total	15.2 Transfers to individuals	15.3 Transfers to employers	15.4 Transfers to service providers	15.5 Not specified	Notes
1-9 Total LMP (categories 1-9)	926.7 s	855.7 s	6.2	29.5	35.3	
2-7 Total LMP measures (categories 2-7)	110.6 s	61.7 s	6.2	11.6	31.1	
8-9 Total LMP supports (categories 8-9)	793.9	793.9	-	-	-	

Key : Not available; :n Not significant; - Not applicable or real zero or zero by default; 0 or 0.00 Less than half of the unit used; e Estimated value; s Eurostat estimate

1 Intervention not applied in 2005.


2 Data included in EL-73.

3 Expenditure included as part of unemployment benefits (EL-22).

4 The expenditure refers to the total budget.


B.3.9 LMP expenditure by intervention and by type of action: España, 2005

Euro (millions)

		Category, intervention number and name	15.1 Total	15.2 Transfers to individuals	15.3 Transfers to employers	15.4 Transfers to service providers	15.5 Not specified	Notes
1		Labour market services	833.5	-	-	833.5	-	
1.1	28	Managing placement, vocational guidance and retraining	76.1	-	-	76.1	-	
	48	Managing placement, vocational guidance and retraining (measure ES-28-regions)	50.1	-	-	50.1	-	1
	60	Experimental programmes for vocational integration	29.4	-	-	29.4	-	
	61	Information services	9.2	-	-	9.2	-	
1.2	56	Administration of active measures	83.6	-	-	83.6	-	
	57	Administration of benefits	188.0	-	-	188.0	-	
	58	Other services/activities	397.2	-	-	397.2	-	
2		Training	1,334.4	37.0	93.0	1,204.4	-	
2.1	8	National plan for vocational training and integration (Plan FIP)	692.7	32.8	-	660.0	-	
	35	National plan for vocational training and integration (Plan FIP, measure ES-8-regions)	85.8	:	-	85.8	-	1
2.2	9	Employment and training – E.T, C.O and T.E.	448.4	4.2	-	444.2	-	2
	10	Further training for the employed	37.0	-	37.0	-	-	
	14	Training contracts	55.9	-	55.9	-	-	
2.4	49	Scheme for workshop schools and youth training centres (ET y CO, measure ES-9-regions)	14.5	-	-	14.5	-	1
3		Job rotation and job sharing	77.2	-	77.2	-	-	
3.1	17	Job rotation	76.6	-	76.6	-	-	
	41	Temporary work to replace maternity leavers, adoption, etc. (measure ES-17-regions)	0.6	-	0.6	-	-	1
4		Employment incentives	2,629.5	16.0	2,613.5	-	-	
4.1	11	Incentives for open ended employment contracts	2,026.7	-	2,026.7	-	-	3
	16	Temporary contracts	35.4	-	35.4	-	-	
	29	Support for domestic migration	:	:	-	-	-	
	36	Open ended employment contracts for the unemployed (measure ES-11-regions)	73.6	16.0	57.6	-	-	1
	37	Open ended employment contracts for persons aged over 45 (measure ES-12-regions)	2.4	-	2.4	-	-	1
	39	Conversion of apprenticeship, training and substitution contracts into permanent contracts (measure ES-15-regions)	20.3	-	20.3	-	-	1
	40	Temporary contracts for the disabled (measure ES-16-regions)	2.0	-	2.0	-	-	1
4.2	59	Employment support	469.0	-	469.0	-	-	
5		Supported employment and rehabilitation	175.7	-	175.0	0.7	-	
5.1	3	Support for employment in special employment centres	160.4	-	160.4	-	-	
	34	Support for employment in special employment centres (measure ES-3-regions)	13.6	-	13.6	-	-	1
	38	Open ended employment contracts for the disabled (measure ES-13-regions)	1.7	-	1.0	0.7	-	1
6		Direct job creation	595.3	-	595.3	-	-	
	18	Collaboration between SPEE and public or private non-profit entities for contracting unemployed people	565.2	-	565.2	-	-	4
	19	Promotion of agricultural employment in Andalucía, Extremadura and under-developed rural areas	-	-	-	-	-	5
	42	Collaboration between SPEE and public or private non-profit entities for contracting unemployed people (measure ES-18-regions)	28.3	-	28.3	-	-	1
	52	Promotion of agricultural employment in under-developed rural areas (measure ES-19-regions)	1.7	-	1.7	-	-	1

B.3.9 LMP expenditure by intervention and by type of action: España, 2005

Euro (millions)


 Category, intervention number and name		15.1 Total	15.2 Transfers to individuals	15.3 Transfers to employers	15.4 Transfers to service providers	15.5 Not specified	Notes
7	Start-up incentives	463.0	369.1 e	93.9	-	-	
	20 Capitalisation of unemployment benefits	275.5	275.5 e	-	-	-	
	21 Promotion of self-employment	119.1	42.4 e	76.7	-	-	6
	22 Financial aid for the integration of returning emigrants	0.2	0.2	-	-	-	
	23 Promotion of employment in co-operatives	15.4	15.4	-	-	-	
	24 Promotion of local employment initiatives	-	-	-	-	-	7
	25 Integration through self-employment	3.9	3.9	-	-	-	
	43 Promotion of self-employment (measure ES-21-regions)	42.6	30.7	11.9	:	-	1
	44 Promotion of employment in co-operatives (measure ES-23-regions)	6.2	1.0	5.2	:	-	1
	45 Promotion of local employment initiatives (measure ES-24-regions)	-	-	-	-	-	1,7
	46 Integration of the disabled through self-employment (measure ES-25-regions)	0.0	-	0.0	-	-	1
8	Out-of-work income maintenance and support	12,890.3	12,890.3	-	-	-	
8.1	5 Contributory unemployment benefit	9,432.5	9,432.5	-	-	-	
	6 Unemployment assistance	2,107.9	2,107.9	-	-	-	
	7 Assistance for unemployed casual agricultural workers (Agrarian income)	885.6	885.6	-	-	-	
	32 Active jobseeker's back-to-work allowance	221.2	221.2	-	-	-	
8.2	4 Partial unemployment benefits (contributory)	45.9	45.9	-	-	-	
8.5	30 Bankruptcy compensation	197.2	197.2	-	-	-	
9	Early retirement	283.6 e	283.0 e	0.6	-	-	
9.1	26 Early retirement with substitution by another worker	1.4 e	1.4 e	-	-	-	
	27 Replacement contracts	167.8 e	167.8 e	-	-	-	
	47 Early retirement with substitution by another worker (measure ES-26-regions)	0.3	0.1	0.1	-	-	1
	53 Replacement contracts (measure ES-27-regions)	0.5	-	0.5	-	-	1
9.2	2 Early retirement allowance	112.4	112.4	-	-	-	
	33 Early retirement allowance (measure ES-2-regions)	1.3 e	1.3 e	-	-	-	8
1-9	Total LMP (categories 1-9)	19,282.4 e	13,595.4 e	3,648.4	2,038.7	-	
2-7	Total LMP measures (categories 2-7)	5,275.0	422.1 e	3,647.8	1,205.1	-	
8-9	Total LMP supports (categories 8-9)	13,173.9 e	13,173.3 e	0.6	-	-	

Key : Not available; :n Not significant; - Not applicable or real zero or zero by default; 0 or 0.00 Less than half of the unit used; e Estimated value; s Eurostat estimate

- 1 Data from Baleares, Cataluña, Castilla-La Mancha, Extremadura, Galicia y Madrid are missing.
- 2 Includes expenditure of old intervention ES-31.
- 3 Includes expenditure of old interventions ES-12, 13 and 15.
- 4 ES-18 includes expenditure of ES-19.
- 5 Expenditure included in ES-18.
- 6 ES-21 includes expenditure of ES-24 and ES-45.
- 7 Expenditure included in ES-21.
- 8 Data refer to 2004.


B.3.10 LMP expenditure by intervention and by type of action: France, 2005

Euro (millions)

 Category, intervention number and name		15.1	15.2	15.3	15.4	15.5	Notes
		Total	Transfers to individuals	Transfers to employers	Transfers to service providers	Not specified	
1	Labour market services	4,030.3 e	5.4	-	4,024.9 e	-	
1.1	42 National employment agency (ANPE)	1,451.0	-	-	1,451.0	-	
	43 Managerial employment agency (APEC)	92.1 e	-	-	92.1 e	-	
	44 Local centres, permanent reception, information and advisory services (PAIO)	174.3	-	-	174.3	-	
	45 Retraining units	30.9	-	-	30.9	-	
	53 Personalised services of ANPE	577.9	-	-	577.9	-	
	54 Job search workshops (ANPE)	49.3	-	-	49.3	-	
	55 Appraisal services of ANPE	40.5	-	-	40.5	-	
	56 Support services of ANPE	2.5	-	-	2.5	-	
	57 Guidance and monitoring services of AFPA	132.2	-	-	132.2	-	
	58 Pathway to jobs (TRACE)	26.2	-	-	26.2	-	1,2
	74 Cap Emploi (AGEFIPH)	55.3	-	-	55.3	-	
	79 Individual guidance for young people (CIVIS)	41.7	5.4	-	36.3	-	3
	84 [Component] Personal retraining agreement (CRP) - Individual retraining services	15.1	:	:	15.1	-	3
	86 Privately operated placement services for benefit recipients	19.3	-	-	19.3	-	4
1.2	73 Administrative costs of UNEDIC	1,315.6	-	-	1,315.6	-	
	87 Local employment centres	6.4	-	-	6.4	-	3
2	Training	4,927.3 e	2,014.8	1,319.4 e	1,593.1	-	
	18 Training allowance - public system	290.6	290.6	-	-	-	5
	63 Back-to-work support - training allowance (AREF)	963.6	963.6	-	-	-	6
	64 Training support (PARE)	60.4	60.4	-	-	-	
	84 [Component] Personal retraining agreement (CRP) - Special retraining allowance	101.2	101.0	0.3	:	-	3
2.1	10 Courses offered by the Association for Adult Vocational Training (AFPA)	780.0	177.7	-	602.3	-	7
	11 Courses for specific groups (IRILL)	21.4	-	-	21.4	-	
	14 Courses for admission to enterprises	3.9	-	-	3.9	-	1,7
	15 Individual training-for-employment and integration courses (SIFE)	6.3	-	-	6.3	-	1,7
	16 Group training-for-employment and integration courses (SIFE)	52.5	-	-	52.5	-	1,7
	70 Training agreements (PARE)	120.0	:	-	120.0	-	
	85 Training courses organised by the regions	1,206.0	421.6	-	784.4	-	8
2.2	20 FNE conventions on training and retraining	3.8	-	1.6	2.3	-	
2.3	71 Training actions prior to recruitment (AFPE/PARE)	27.0	:	27.0	-	-	
2.4	22 Exemptions and subsidies for recruitment of apprentices	1,290.7 e	-	1,290.7 e	-	-	9
3	Job rotation and job sharing	-	-	-	-	-	


B.3.10 LMP expenditure by intervention and by type of action: France, 2005

Euro (millions)

		Category, intervention number and name	15.1 Total	15.2 Transfers to individuals	15.3 Transfers to employers	15.4 Transfers to service providers	15.5 Not specified	Notes
4		Employment incentives	2,147.1 e	111.7	1,863.3 e	172.1	-	
4.1	24	Qualification contracts (alternance training)	244.4	-	244.4	-	-	1
	25	Orientation contracts (alternance training)	0.8	-	0.8	-	-	1
	26	Employment-initiative contract (CIE)	568.4	-	566.7	1.8	-	1,10
	28	Exemption from social charges for recruitment of the 1st to 50th employee in ZRR and ZRU areas	40.3	-	40.3	-	-	
	32	Degressive temporary allowance	14.0	14.0	-	-	-	
	36	Economic integration enterprises	133.1	-	127.2	5.9	-	
	37	Intermediary associations	114.2	-	113.3 e	0.9	-	
	49	Aid granted by the Association for the vocational integration of the disabled (AGEFIPH)	326.6	55.7	114.7	156.2	-	
	60	Adult qualification contracts	8.6	-	8.6	-	-	1
	61	Enterprises providing temporary work for integration purposes	6.3	-	-	6.3	-	
	65	Degressive support to employer (PARE)	105.4	-	105.4	-	-	
	66	Mobility support (PARE)	38.0	38.0	-	-	-	
	67	Youth-in-business contract	270.2	-	270.2	-	-	
	76	Professionalisation contract	151.5	-	151.5	-	-	
	80	Minimum-earned-income integration contract (CI-RMA)	18.4 e	-	18.4 e	-	-	3
	81	Employment-initiative contract (CIE-PCS)	101.8	-	101.8	-	-	3
4.2	33	Retraining leave	5.2	4.0	-	1.1	-	
5		Supported employment and rehabilitation	1,128.2	-	1,127.7	0.5	-	
5.1	47	Income guarantee for disabled workers (CAT)	923.5	-	923.5	-	-	
	48	Sheltered workshops for the disabled	204.6	-	204.2	0.5	-	
6		Direct job creation	3,090.1	-	3,071.9	18.2	-	
	39	Employment-solidarity contract (CES)	802.7	-	800.2	2.5	-	1,11
	40	Consolidated employment contract (CEC)	908.5	-	905.7	2.8	-	1,11
	46	Youth employment contract	1,024.1	-	1,011.2	12.9	-	1
	82	Contract for the future (CAV)	46.6	-	46.6	-	-	3
	83	Employment assistance contract (CAE)	308.2	-	308.2	-	-	3
7		Start-up incentives	64.3 e	62.6 e	-	1.7	-	
	38	Aid for the unemployed setting-up or rescuing a company	14.2 e	14.2 e	-	-	-	12,13
	38bis	Consultancy cheque-book for business creation	10.9	10.9	-	-	-	
	59	Support for new business development	39.1	37.4 e	-	1.7	-	
8		Out-of-work income maintenance and support	26,802.9	26,785.6	17.3	-	-	
8.1	1	Single degressive allowance / Back-to-work support allowance (Unemployment insurance system)	23,780.6	23,780.6	-	-	-	
	2	Integration allowance (Solidarity scheme)	155.6	155.6	-	-	-	
	3	Specific solidarity allowance (Solidarity scheme)	2,410.7	2,410.7	-	-	-	13
	72	Pension equivalent allowance (Solidarity scheme)	438.8	438.8	-	-	-	
8.2	4	Partial unemployment	17.3	-	17.3	-	-	
9		Early retirement	977.5	977.5	-	-	-	
9.1	8	Job-substitution allowance	43.3	43.3	-	-	-	1
	34	Phased early retirement	327.9	327.9	-	-	-	1
9.2	6	FNE special redundancy allowance	339.1	339.1	-	-	-	
	62	Early retirement for special groups of employees (CATS)	267.2	267.2	-	-	-	

B.3.10 LMP expenditure by intervention and by type of action: France, 2005

Euro (millions)


 Category, intervention number and name		15.1	15.2	15.3	15.4	15.5	Notes
		Total	Transfers to individuals	Transfers to employers	Transfers to service providers	Not specified	
1-9	Total LMP (categories 1-9)	43,167.7 e	29,957.5 e	7,399.7 e	5,810.5 e	-	
2-7	Total LMP measures (categories 2-7)	11,356.9 e	2,189.0 e	7,382.3 e	1,785.6	-	
8-9	Total LMP supports (categories 8-9)	27,780.4	27,763.1	17.3	-	-	

Key : Not available; :n Not significant; - Not applicable or real zero or zero by default; 0 or 0.00 Less than half of the unit used; e Estimated value; s Eurostat estimate

- 1 Intervention coming to an end.
- 2 Replaced by FR-79 since May 2005.
- 3 New intervention (Plan de cohésion sociale).
- 4 New intervention.
- 5 Corresponds to training allowances for participants in other training measures (FR-10 to FR-16) and who are ineligible for training allowances from the unemployment insurance scheme.
- 6 Training allowances paid to persons participating to different training programmes (FR-64, 70, 71, as well as FR-10 to FR-16 and FR-85).
- 7 Transfers to individuals (training allowances) are incomplete in respect of individual measures because some allowances are paid through measures FR-63 or FR-18.
- 8 This intervention regroups training courses organised by the Regions (previously presented in FR-9 and FR-13). Some trainees receive the AREF (FR-63).
- 9 Expenditure only covers amounts paid in respect of apprenticeship contracts for low-qualified youth (77% of all contracts).
- 10 Replaced by FR-81 (Plan de cohésion sociale) since May 2005.
- 11 Replaced by FR-82 and FR-83 (Plan de cohésion sociale) since May 2005.
- 12 Expenditure underestimated: the total amount of revenue foregone through exemptions to social contributions is not known.
- 13 A small share (0.6%) of expenditure reported in FR-3 is in fact paid to unemployed people creating their own business (FR-38).


B.3.11 LMP expenditure by intervention and by type of action: Italia, 2005

Euro (millions)

 Category, intervention number and name		15.1	15.2	15.3	15.4	15.5	Notes
		Total	Transfers to individuals	Transfers to employers	Transfers to service providers	Not specified	
1	Labour market services	416.7	-	-	416.7	-	
	121 PES - staff expenditure	309.0	-	-	309.0	-	
	122 ESF 2000-2006 - actions aimed at improving the PES	0.1	-	-	0.1	-	
	124 Information system for work and labour exchange (SIL)	2.5	-	-	2.5	-	
1.1	100 ESF Cofinanced Actions 2000-2006 - Counselling	105.1	-	-	105.1	-	
2	Training	2,838.8	47.7	2,272.3	518.8	-	
	103 ESF Cofinanced Actions 2000-2006 - Training for reintegration into work	32.3	-	-	32.3	-	
	104 ESF Cofinanced Actions 2000-2006 - Training post compulsory education and post diploma	354.5	-	-	354.5	-	
	105 ESF Cofinanced Actions 2000-2006 - Training voucher	30.9	30.9	-	-	-	
	118 Training interventions financed by the solidarity fund for the credit sector	57.0	-	-	57.0	-	
	119 Training interventions financed by the solidarity fund for the cooperative credit sector	1.1	-	-	1.1	-	
2.1	106 ESF Cofinanced Actions 2000-2006 - Integrated measures for reintegration into work	63.6	-	-	63.6	-	
2.2	24 Training & work contracts	109.7	-	109.7	-	-	
	93 Work-entry contract	29.6	-	29.6	-	-	
2.3	102 ESF Cofinanced Actions 2000-2006 - Institutional training for people involved in Training and work contracts	0.4	-	-	0.4	-	
	111 ESF Cofinanced Actions 2000-2006 - vocational integration schemes	0.4	0.4	-	-	-	
	112 ESF Cofinanced Actions 2000-2006 - stages	16.4	16.4	-	-	-	
2.4	25 Apprenticeship	2,132.9	-	2,132.9	-	-	
	101 ESF Cofinanced Actions 2000-2006 - Institutional Training for Apprentices	9.9	-	-	9.9	-	
3	Job rotation and job sharing	32.6	-	32.6	-	-	
3.1	91 Incentives to provide fixed-term jobs as replacement for workers on compulsory leave	30.9	-	30.9	-	-	
3.2	8 [Component] Solidarity contracts - Expansive solidarity contracts	0.5	-	0.5	-	-	1
	108 ESF Cofinanced Actions 2000-2006 - Incentives for enterprises to implement job rotation and job sharing	1.2	-	1.2	-	-	


B.3.11 LMP expenditure by intervention and by type of action: Italia, 2005

Euro (millions)

 Category, intervention number and name		15.1	15.2	15.3	15.4	15.5	Notes
		Total	Transfers to individuals	Transfers to employers	Transfers to service providers	Not specified	
4	Employment incentives	2,876.5	55.5	2,821.0	-	-	
	90 Incentives for employment of disabled people	12.8	-	12.8	-	-	
4.1	3 [Component] Incentives for hiring those registered in mobility lists - Open ended contracts	224.0	-	224.0	-	-	
	3 [Component] Incentives for hiring those registered in mobility lists - Temporary contracts	306.9	-	306.9	-	-	
	10 Reintegration contracts	0.3	-	0.3	-	-	
	32 Reintegration of managers in SMEs	2.0	-	2.0	-	-	
	35 Incentives for taking on employees in CIGS	5.4	-	5.4	-	-	
	36 Incentives for taking on long-term unemployed	1,164.0	-	1,164.0	-	-	
	51 Total triennial relief	82.6	-	82.6	-	-	
	53 Vocational integration schemes	5.1	5.1	-	-	-	
	55 [Component] Subsidies for the reinsertion of ex-LSU - Labour cost subsidies	17.6	-	17.6	-	-	2
	57 Tax relief for job creation	209.2	-	209.2	-	-	
	59 Conversion of temporary apprenticeship contracts into permanent ones	426.0	-	426.0	-	-	
	60 Conversion of temporary training & work contracts into permanent ones	44.5	-	44.5	-	-	
	67 Exemption from social contributions for disadvantaged workers in social co-operatives	63.6	-	63.6	-	-	
	89 Total triennial relief (L.448/01)	213.4	-	213.4	-	-	
	107 ESF Cofinanced Actions 2000-2006 - Incentives for hiring	41.6	-	41.6	-	-	
	109 ESF Cofinanced Actions 2000-2006 - mobility allowance	34.0	34.0	-	-	-	3
	110 ESF Cofinanced Actions 2000-2006 - Job grants	11.0	11.0	-	-	-	3
	113 ESF Cofinanced Actions 2000-2006 - Other work experience	5.3	5.3	-	-	-	
	120 Integration of prisoners into work	1.7	-	1.7	-	-	
4.2	49 Realignment contracts	5.4	-	5.4	-	-	
5	Supported employment and rehabilitation	-	-	-	-	-	
6	Direct job creation	145.1	145.1	-	-	-	
	11 Socially useful work (LSU)	124.5	124.5	-	-	-	
	114 ESF Cofinanced Actions 2000-2006 - public utility works	20.6	20.6	-	-	-	3
7	Start-up incentives	660.5	630.2	-	30.3	-	
	19 Loans for one-person businesses	626.8	626.8	-	-	-	
	55 [Component] Subsidies for the reinsertion of ex-LSU - Self-employed	-	-	-	-	-	2
	65 Relief for workers under 32 starting their own business	3.4	3.4	-	-	-	
	115 ESF Cofinanced Actions 2000-2006 - training for the creation of new enterprises	11.1	-	-	11.1	-	
	116 ESF Cofinanced Actions 2000-2006 - Incentives for self-employment	-	-	-	-	-	
	117 ESF Cofinanced Actions 2000-2006 - Integrated steps for business creation	19.2	-	-	19.2	-	3

B.3.11 LMP expenditure by intervention and by type of action: Italia, 2005

Euro (millions)


 Category, intervention number and name		15.1 Total	15.2 Transfers to individuals	15.3 Transfers to employers	15.4 Transfers to service providers	15.5 Not specified	Notes
8	Out-of-work income maintenance and support	10,227.5	10,226.2	1.3	-	-	
8.1	3a Mobility allowance	1,803.8	1,803.8	-	-	-	
	71 Ordinary unemployment benefit (outside agriculture)	2,268.3	2,268.3	-	-	-	4,5
	72 Ordinary unemployment benefit with reduced requirements (outside agriculture)	1,775.1	1,775.1	-	-	-	5
	73 Ordinary unemployment benefit in the agricultural sector	654.4	654.4	-	-	-	5
	74 Special unemployment benefit in the agricultural sector (66%)	585.1	585.1	-	-	-	
	75 Special unemployment benefit in the agricultural sector (40%)	386.4	386.4	-	-	-	
	76 Unemployment benefit with reduced requirements in the agricultural sector	16.0	16.0	-	-	-	5
	77 Special unemployment benefit in the construction sector	86.7	86.7	-	-	-	5
	78 Ordinary unemployment benefit in the construction sector	n	n	-	-	-	4
	94 Special solidarity funds in credit industry: extraordinary cheques	1,115.4	1,115.4	-	-	-	
	96 Special solidarity funds in cooperative credit industry: extraordinary cheques	17.2	17.2	-	-	-	
	97 Special solidarity funds in insurance industry: extraordinary cheques	0.9	0.9	-	-	-	
	98 Special solidarity funds in Government sector: extraordinary cheques	15.8	15.8	-	-	-	
8.2	8 [Component] Solidarity contracts - Defensive solidarity contracts	1.3	-	1.3	-	-	1
	80 Ordinary Wage Compensation Fund	791.1	791.1	-	-	-	5
	81 Extraordinary Wage Compensation Fund	710.0	710.0	-	-	-	5
9	Early retirement	1,383.4	1,383.4	-	-	-	
9.2	16 Early retirement	1,383.4	1,383.4	-	-	-	
1-9	Total LMP (categories 1-9)	18,581.0	12,488.1	5,127.1	965.8	-	
2-7	Total LMP measures (categories 2-7)	6,553.4	878.5	5,125.8	549.1	-	
8-9	Total LMP supports (categories 8-9)	11,610.9	11,609.6	1.3	-	-	

Key : Not available; :n Not significant; - Not applicable or real zero or zero by default; 0 or 0.00 Less than half of the unit used; e Estimated value; s Eurostat estimate

- 1 Periodic cash payments to individuals paid to participants in measure I-8 are counted under measures I-80 and I-81.
- 2 Mixed measure in categories 4 and 7. The breakdown by component is not known so all expenditure and participants have been allocated to category 4, which is assumed to be the most important component.
- 3 The expenditures are shown on cash basis.
- 4 Expenditure on ordinary unemployment benefits (IT-71) include those paid to persons working in the construction sector (IT-78).
- 5 Includes social contributions credited on behalf of beneficiaries.


B.3.12 LMP expenditure by intervention and by type of action: Latvia, 2005

Euro (millions)

 Category, intervention number and name		15.1 Total	15.2 Transfers to individuals	15.3 Transfers to employers	15.4 Transfers to service providers	15.5 Not specified	Notes
1	Labour market services	8.2	-	-	8.2	-	
	17 Administrative expenditure of the State Employment Agency	5.3	-	-	5.3	-	
1.1	1 Vocational counselling and career guidance	0.8	-	-	0.8	-	
	2 Measures for promotion of competitiveness	1.8	-	-	1.8	-	
	25 Psychological evaluation of the learning capacity of unemployed aimed at the acquisition of particular education programmes	0.0	-	-	0.0	-	
	31 Motivation programmes for social risk groups	0.2	-	-	0.2	-	1
	33 Consultation and training when setting up a business or becoming self-employed	0.2	-	-	0.2	-	
2	Training	13.2	0.6 e	-	12.6	-	
2.1	3 Occupational training, re-training and raising of qualification of the unemployed	5.4	0.1 e	-	5.3	-	
	4 Modular training	3.8	0.5 e	-	3.3	-	
	23 Training for social risk groups including information and communication technology support for the disabled	4.0	-	-	4.0	-	
3	Job rotation and job sharing	-	-	-	-	-	
4	Employment incentives	1.9	-	1.9	0.0	-	
4.1	8 Pilot project - Subsidised work places for unemployed with disabilities	0.0	-	0.0	-	-	
	9 Subsidised work places for pre-retirement age unemployed with disabilities	0.0	-	0.0	0.0	-	
	14 Social enterprises for employment of the less competitive unemployed	0.1	-	0.1	0.0	-	
	24 Skill development for secondary school or secondary occupational school students during their summer holidays	0.6	-	0.6	-	-	
	26 Pilot project - Development of necessary working skills	0.1	-	0.1	-	-	
	28 Subsidised employment for the target group unemployed	0.1	-	0.1	-	-	
	29 Work practice for young unemployed	0.4	-	0.4	-	-	
	30 Subsidised work places for the unemployed from social risk groups	0.5	-	0.5	-	-	
5	Supported employment and rehabilitation	0.9	-	0.9	0.0	-	
5.1	27 Subsidised employment for unemployed with special needs	0.9	-	0.9	0.0	-	
6	Direct job creation	3.2	-	3.2	-	-	
	13 Paid temporary public works (PTPW)	3.2	-	3.2	-	-	
7	Start-up incentives	-	-	-	-	-	
8	Out-of-work income maintenance and support	42.2	42.2	-	-	-	
8.1	15 Full unemployment benefit	41.0	41.0	-	-	-	
8.5	16 Satisfaction of employees' claims from the employee claims guarantee fund	1.1	1.1	-	-	-	
9	Early retirement	-	-	-	-	-	

B.3.12 LMP expenditure by intervention and by type of action: Latvia, 2005

Euro (millions)


 Category, intervention number and name	15.1 Total	15.2 Transfers to individuals	15.3 Transfers to employers	15.4 Transfers to service providers	15.5 Not specified	Notes
1-9 Total LMP (categories 1-9)	69.7	42.7 e	6.1	20.8	-	
2-7 Total LMP measures (categories 2-7)	19.3	0.6 e	6.1	12.6	-	
8-9 Total LMP supports (categories 8-9)	42.2	42.2	-	-	-	

Key : Not available; : Not significant; - Not applicable or real zero or zero by default; 0 or 0.00 Less than half of the unit used; e Estimated value; s Eurostat estimate

1 Declared expenditures for 2005


B.3.13 LMP expenditure by intervention and by type of action: Lietuva, 2005

Euro (millions)

 Category, intervention number and name		15.1 Total	15.2 Transfers to individuals	15.3 Transfers to employers	15.4 Transfers to service providers	15.5 Not specified	Notes
1	Labour market services	14.9	-	-	14.9	-	
1.1	7 Open Information System: "Find Information on your Own", Vocational Information Centres, Youth Job Centres	0.3	-	-	0.3	-	
	8 Individual Employment Plans, assistance in finding jobs, employment mediation services	5.3	-	-	5.3	-	
	9 "Job clubs"	0.3	-	-	0.3	-	
	12 Vocational counselling services provided by the psychologists of the territorial labour market training and counselling offices	0.4	-	-	0.4	-	
	17 EURES-Lithuania activity	0.1	-	-	0.1	-	
1.2	18 Administration of active labour market policy measures by Lithuanian Labour Exchange and territorial labour exchanges	3.2	-	-	3.2	-	
	19 Administration of active labour market policy measures by Lithuanian Labour Market Training Authority and subordinated territorial services	0.3	-	-	0.3	-	
	20 Administration of measures in categories 8-9	0.4	-	-	0.4	-	
	24 Other services/activities provided by PES	4.6	-	-	4.6	-	
2	Training	10.8	3.5	-	7.3	-	
2.3	1 Vocational training	9.2	3.3	-	5.9	-	1
	4 Unemployment prevention programme - preventative training	0.6	0.0	-	0.5	-	
	10 Renewal of Occupational Knowledge and Practical Skills of the Long-term Unemployed	0.6	0.2	-	0.5	-	
	11 Vocational training and employment of persons released from places of imprisonment	0.3	0.0	-	0.3	-	
3	Job rotation and job sharing	-	-	-	-	-	
4	Employment incentives	8.9	-	8.9	-	-	
4.1	2 Support of social enterprises	1.5	-	1.5	-	-	
	3 Local Employment Initiatives projects	2.0	-	2.0	-	-	
	6 Subsidised jobs	2.7	-	2.7	-	-	
	13 Supported works	2.6	-	2.6	-	-	
5	Supported employment and rehabilitation	0.3	0.0	0.3	0.0	-	
5.1	14 Subsidised jobs for the disabled	0.3	-	0.3	-	-	
5.2	28 Vocational (occupational) rehabilitation	0.0	0.0	-	0.0	-	
6	Direct job creation	10.5	-	10.5	-	-	
	5 Public works	10.5	-	10.5	-	-	
7	Start-up incentives	0.0	0.0	-	-	-	
	15 Support for setting up of individual business (loans for the unemployed)	0.0	0.0	-	-	-	
	16 Training programme on business fundamentals	-	-	-	-	-	
8	Out-of-work income maintenance and support	21.7	21.7	-	-	-	
8.1	21 Unemployment social insurance benefit	16.9	16.9	-	-	-	
8.5	22 Compensation from the Guarantee Fund	4.8	4.8	-	-	-	
9	Early retirement	3.7	3.7	-	-	-	
9.2	23 Pre-pension unemployment benefit	3.7	3.7	-	-	-	

B.3.13 LMP expenditure by intervention and by type of action: Lietuva, 2005

Euro (millions)


 Category, intervention number and name	15.1 Total	15.2 Transfers to individuals	15.3 Transfers to employers	15.4 Transfers to service providers	15.5 Not specified	Notes
1-9 Total LMP (categories 1-9)	70.7	29.0	19.6	22.1	-	
2-7 Total LMP measures (categories 2-7)	30.4	3.5	19.6	7.3	-	
8-9 Total LMP supports (categories 8-9)	25.5	25.5	-	-	-	

Key : Not available; n Not significant; - Not applicable or real zero or zero by default; 0 or 0.00 Less than half of the unit used; e Estimated value; s Eurostat estimate

1 From 2005 participants that were in receipt of unemployment benefits before starting training may continue to receive these benefits but at the present time the amount cannot be identified and remains in category 8.

B.3.14 LMP expenditure by intervention and by type of action: Luxembourg, 2005

Euro (millions)

 Category, intervention number and name		15.1 Total	15.2 Transfers to individuals	15.3 Transfers to employers	15.4 Transfers to service providers	15.5 Not specified	Notes
1	Labour market services	-	-	-	-	-	
2	Training	:	:	:	:	:	
2.1	11 Training for entering or re-entering the labour market	:	-	-	:	-	
	12 Vocational retraining (workers)	:	-	-	:	-	
	20 Vocational training and retraining measures for disabled workers	0.0	: n	-	0.0	-	
2.2	24 Temporary auxiliary contract	19.3	-	19.3	-	-	
	25 Training course of insertion in enterprise	6.1	6.1	-	-	-	
2.3	26 Training course for vocational reinsertion	4.2	4.2	-	-	-	
2.4	29 Apprenticeship for adults	1.9	-	1.9	-	-	
3	Job rotation and job sharing	-	-	-	-	-	
4	Employment incentives	55.0 s	38.4	16.6 s	-	-	
	3 Aid to re-enter the labour market	28.1	28.1	-	-	-	
	13 Subsidies for the creation of jobs of socio-economic value	-	-	-	-	-	1
	21 Measures of professional (re)integration of disabled workers	13.2	-	13.2	-	-	
4.1	6 Aid for employing long-term and older unemployed	3.0	-	3.0	-	-	
	7 Mobility allowance	0.1	0.1	-	-	-	
	9 Income tax reduction for employing unemployed people	0.4 s	-	0.4 s	-	-	2
4.2	31 Compensatory benefit	10.1	10.1	-	-	-	
5	Supported employment and rehabilitation	2.8	1.8	1.0	0.0	-	
5.1	22 Adaptation of the workplace for disabled workers	0.0	: n	0.0	-	-	
	23 Reimbursement of supplementary leave for disabled workers	0.8	-	0.8	-	-	
	27 Creation of positions for the disabled	1.8	1.8	-	-	-	
	33 Wage participation	0.1	-	0.1	-	-	
5.2	32 Redeployment measures	0.0	-	-	0.0	-	
6	Direct job creation	6.3	3.4	2.8	-	-	
	2 Extraordinary works of general interest	2.8	-	2.8	-	-	
	10 Socially useful works	0.4	0.4	-	-	-	
	28 Pool of assistants	3.0	3.0	-	-	-	
7	Start-up incentives	0.1	0.1	-	-	-	
	14 Subsidies for the creation of businesses by the unemployed	0.1	0.1	-	-	-	
8	Out-of-work income maintenance and support	139.6	129.3	10.3	-	-	
8.1	5 Unemployment compensation	121.0	121.0	-	-	-	
8.2	1 Partial unemployment benefit	0.6	-	0.6	-	-	
	4 Compensation for unemployment due to technical reasons or bad weather in the building sector	9.6	-	9.6	-	-	
8.5	8 Debt guarantee in case of employer closing down	8.3	8.3	-	-	-	
9	Early retirement	58.0	58.0	-	-	-	
9.1	19 Early retirement	58.0	58.0	-	-	-	
1-9	Total LMP (categories 1-9)	:	:	:	:	:	
2-7	Total LMP measures (categories 2-7)	:	:	:	:	:	
8-9	Total LMP supports (categories 8-9)	197.6	187.3	10.3	-	-	


Key : Not available; : n Not significant; - Not applicable or real zero or zero by default; 0 or 0.00 Less than half of the unit used; e Estimated value; s Eurostat estimate

1 Intervention not applied in 2005.

2 Data refers to 2004.

B.3.15 LMP expenditure by intervention and by type of action: Magyarország, 2005

Euro (millions)

 Category, intervention number and name		15.1 Total	15.2 Transfers to individuals	15.3 Transfers to employers	15.4 Transfers to service providers	15.5 Not specified	Notes
1	Labour market services	83.7 e	0.7 e	0.0	82.9	-	
	1 Labour Market Service	82.9	-	-	82.9	-	
1.1	2 Assistance for dedicated job seekers	0.0	0.0	-	-	-	
	7 Subsidies for mitigating the impact of collective redundancies	0.0	-	0.0	-	-	
	20 Reimbursement of expenses	0.7 e	0.7 e	-	-	-	1
2	Training	34.3	22.8	11.6	-	-	
2.1	3 Training for unemployed	22.9	22.8	0.1	-	-	2
	4 Training for employed persons	11.4	-	11.4	-	-	
3	Job rotation and job sharing	-	-	-	-	-	
4	Employment incentives	89.1	-	89.1	-	-	
4.1	5 Creation of new jobs and maintenance of existing jobs	5.6	-	5.6	-	-	
	6 Part-time employment	0.9	-	0.9	-	-	
	10 Assistance for employment of incapacitated workers	3.6	-	3.6	-	-	
	11 Creation of new jobs (temporary contracts)	31.1	-	31.1	-	-	3
	13 Work experience for persons entering the labour market	30.9	-	30.9	-	-	
	14 Assumption of employment-related contributions	7.1	-	7.1	-	-	
	15 Support for the employment of unemployment entrants	0.0	-	0.0	-	-	
	22 Transportation of persons in group	0.2	-	0.2	-	-	
	23 Support for long-distance travel costs	0.6	-	0.6	-	-	
	24 Support of housing	0.0	-	0.0	-	-	
	25 Recruitment incentives	0.0	-	0.0	-	-	
4.2	8 Maintenance of existing job	9.1	-	9.1	-	-	
5	Supported employment and rehabilitation	-	-	-	-	-	
6	Direct job creation	51.5	-	51.5	-	-	
	12 Support for community service work	51.5	-	51.5	-	-	
7	Start-up incentives	0.0	0.0	-	-	-	
	16 Assistance for unemployed persons to become entrepreneurs	0.0	0.0	-	-	-	4
	17 Assistance for self-employment	0.0	0.0	-	-	-	
8	Out-of-work income maintenance and support	340.5	340.5	-	-	-	
8.1	18 Unemployment benefit	313.0	313.0	-	-	-	
	21 Incentive benefits provided to job seekers	27.5	27.5	-	-	-	
9	Early retirement	6.8	6.8	-	-	-	
9.2	19 Unemployment aid prior to retirement	6.8	6.8	-	-	-	
1-9	Total LMP (categories 1-9)	605.9 e	370.8 e	152.2	82.9	-	
2-7	Total LMP measures (categories 2-7)	175.0	22.8	152.2	-	-	
8-9	Total LMP supports (categories 8-9)	347.3	347.3	-	-	-	

Key : Not available; :n Not significant; - Not applicable or real zero or zero by default; 0 or 0.00 Less than half of the unit used; e Estimated value; s Eurostat estimate

1 Data refer to 2004.


2 Includes amounts spent on training for disabled persons (old intervention HU-26).

3 Includes subsidies for the employment of disabled workers (old intervention HU-9).

4 Includes start-up incentives for disabled persons (old intervention HU-27).


B.3.16 LMP expenditure by intervention and by type of action: Nederland, 2005

Euro (millions)

 Category, intervention number and name		15.1 Total	15.2 Transfers to individuals	15.3 Transfers to employers	15.4 Transfers to service providers	15.5 Not specified	Notes
1	Labour market services	2,476.6 e	-	-	2,476.6 e	-	
	39 CWI - Centres for Work and Income	389.0	-	-	389.0	-	
1.1	52 [Component] Reintegration budget UWV regarding WW-recipients - Individual case-management	72.0 e	-	-	72.0 e	-	
	53 [Component] Case-management municipalities (Agenda for the Future) - Individual case-management	40.9 e	-	-	40.9 e	-	1
	54 [Component] Minority-targeted LMP (Stimulation labour participation) - Individual case-management	7.9 e	-	-	7.9 e	-	
	64 [Component] Flexible reintegration budget municipalities - Individual case-management	765.2	-	-	765.2	-	
1.2	46 [Component] Administration of passive measures (cat. 8-9) - WW	688.0	-	-	688.0	-	2
	46 [Component] Administration of passive measures (cat. 8-9) - TW	3.1	-	-	3.1	-	2
	46 [Component] Administration of passive measures (cat. 8-9) - WRO	199.4	-	-	199.4	-	2
	46 [Component] Administration of passive measures (cat. 8-9) - Abw/loaw/loaz	285.0	-	-	285.0	-	2
	47 Enforcement of WWB, IOAW, IOAZ and TW	17.5	-	-	17.5	-	
	48 IT support (Suwinet, BKWI)	8.5	-	-	8.5	-	
2	Training	723.2 e	296.5	187.0 e	239.7 e	-	
	31 [Component] WW - Unemployment insurance - Unemployment benefits during training (UBdt)	101.0	101.0	-	-	-	
	33 [Component] Abw/WWB - National assistance benefit (IOAW and IOAZ included) - Training	195.5	195.5	-	-	-	
	56 [Component] ESF - Equal (for unemployed) - Publicly financed training for unemployed/inactive	9.9 e	-	-	9.9 e	-	
2.1	50 Practically-oriented training for unemployed (Praktijkscholing HVS)	60.0	-	-	60.0	-	
	53 [Component] Case-management municipalities (Agenda for the Future) - Training	4.5 e	-	-	4.5 e	-	1
	64 [Component] Flexible reintegration budget municipalities - Training	85.0	-	-	85.0	-	
2.2	40 SVWW - Stimulation of fulfilling vacancies by unemployed and employed at risk	14.3	-	-	14.3	-	
2.3	51 [Component] ESF-3 - Training for unemployed/inactive	55.9	-	-	55.9	-	
	52 [Component] Reintegration budget UWV regarding WW-recipients - Training	8.0 e	-	-	8.0 e	-	
	54 [Component] Minority-targeted LMP (Stimulation labour participation) - Training	2.0 e	-	-	2.0 e	-	
2.4	1 [Component] WVA - Act on reduction of employers tax and social security contributions - VO (apprentices)	187.0	-	187.0 e	-	-	3
3	Job rotation and job sharing	-	-	-	-	-	
4	Employment incentives	884.3	2.0	114.0 e	768.3	-	
4.1	1 [Component] WVA - Act on reduction of employers tax and social security contributions - VLW (LTU)	39.0	-	39.0 e	-	-	3
	14 RSP - Regulation on employment in domestic services	6.5	-	6.5	-	-	
	57 Job finders tax reduction	2.0	2.0	-	-	-	1
	60 Temporary measure for transforming ID-jobs into regular jobs	68.5	-	68.5	-	-	
	64 [Component] Flexible reintegration budget municipalities - Wage cost subsidy	768.3	-	-	768.3	-	

B.3.16 LMP expenditure by intervention and by type of action: Nederland, 2005

Euro (millions)

 Category, intervention number and name		15.1	15.2	15.3	15.4	15.5	Notes
		Total	Transfers to individuals	Transfers to employers	Transfers to service providers	Not specified	
5	Supported employment and rehabilitation	2,702.5	-	20.0	2,682.5	-	
59	Act on the (re)integration in employment of the occupationally disabled (REA)	480.0	-	20.0	460.0	-	
5.1	6 WSW - Sheltered employment act	2,222.5	-	-	2,222.5	-	
6	Direct job creation	-	-	-	-	-	
7	Start-up incentives	-	-	-	-	-	
8	Out-of-work income maintenance and support	10,220.4	10,220.4	-	-	-	
8.1	31 [Component] WW - Unemployment insurance - WW - Unemployment insurance	4,330.0	4,330.0	-	-	-	
	32 TW - Supplementary benefits	88.9	88.9	-	-	-	4
	33 [Component] Abw/WWB - National assistance benefit (IOAW and IOAZ included) - Abw/WWB	4,693.5	4,693.5	-	-	-	
	61 Unemployment benefits former civil servants (WRO)	1,108.0	1,108.0	-	-	-	5
9	Early retirement	-	-	-	-	-	
1-9	Total LMP (categories 1-9)	17,007.0 e	10,518.9	321.0 e	6,167.1 e	-	
2-7	Total LMP measures (categories 2-7)	4,310.0 e	298.5	321.0 e	3,690.5 e	-	
8-9	Total LMP supports (categories 8-9)	10,220.4	10,220.4	-	-	-	

Key : Not available; :n Not significant; - Not applicable or real zero or zero by default; 0 or 0.00 Less than half of the unit used; e Estimated value; s Eurostat estimate

1 Intervention coming to an end.


2 Data related to TW Supplementary benefits are restricted to administration costs related to TW recipients already benefiting from WW benefits.

3 The VLW component (category 4.1) of this intervention is coming to an end.

4 Expenditure restricted to unemployed people already receiving unemployment benefits (NL-31 WW).


5 Since 2001, new unemployed civil servants receive the standard WW-scheme (NL-31) instead of the WRO-benefit.

B.3.17 LMP expenditure by intervention and by type of action: Österreich, 2005
Euro (millions)

		Category, intervention number and name	15.1 Total	15.2 Transfers to individuals	15.3 Transfers to employers	15.4 Transfers to service providers	15.5 Not specified	Notes
1		Labour market services	419.5	0.6	: n	418.9	-	
1.1	16	Counselling for job seekers and enterprises	36.2	-	-	36.2	-	1
	28	Interview allowance	0.6	0.6	-	-	-	
	34	Work adjustment backup system and job assistance for the disabled	26.6	-	-	26.6	-	1
	54	[Component] Counselling and support of employment seekers & services for employers (PES) - Individual case-management	: n	:	-	: n	-	
	54	[Component] Counselling and support of employment seekers & services for employers (PES) - Information services	116.2	-	-	116.2	-	
1.2	55	Administration of unemployment insurance services	54.5	-	-	54.5	-	
	56	Administration of foreign labour legislation	10.9	-	-	10.9	-	
	57	General overhead services of the PES (staff costs)	21.6	-	-	21.6	-	
	58	Programme EQUAL /ESF	27.4	-	: n	27.4	-	1
	59	Administration costs of the Territorial Employment Pacts (TEP)	2.4	-	-	2.4	-	1
	62	Non-staff costs of PES administration	123.1	-	-	123.1	-	
2		Training	799.7 e	480.1	48.3	242.0 e	29.3	
	18	[Component] Employment foundations - Training and guidance	66.6 e	64.6	-	2.0 e	-	2,3
2.1	7	Promotion of occupational mobility - course cost and course related cost	54.2	54.2	-	-	-	
	8	Promotion of occupational mobility - living allowance	349.2	349.2	-	-	-	
	9	Unemployment benefit (ALG) for training after parental leave	0.0	0.0	-	-	-	
	12	Support for training in institutions	202.8	-	-	202.8	-	1
	25	[Component] Further training allowance - Institutional training	12.1	12.1	-	-	-	3,4
2.2	13	Support for training in enterprises - support persons in enterprises for training measures (support of qualification for employees)	36.6	-	36.6	-	-	1
	35	Vocational training for the disabled	29.3	:	:	-	29.3	1
2.4	11	Promotion of apprenticeship training and vocational training	11.7	-	11.7	-	-	
	32	JASG training courses	37.2	- n	-	37.2	-	1
3		Job rotation and job sharing	0.2	: n	0.2	-	-	
3.1	25	[Component] Further training allowance - Job rotation	: n	: n	-	-	-	3,4
	26	Solidarity premium model (SOL)	0.1	-	0.1	-	-	
3.2	63	Promoted job sharing during part-time parental leave	0.1	-	0.1	-	-	
4		Employment incentives	129.4	7.2	122.2	: n	-	
4.1	5	Promotion of regional mobility and entry into employment - travel allowance	1.9	1.9	-	-	-	
	6	Promotion of regional mobility and entry into employment - childcare allowance	5.3	5.3	-	-	-	
	15	Integration subsidy (BEB, BESEB, EB)	80.2	-	80.2	-	-	1
4.2	19	Promotion of investment and restructuring	19.7	-	19.7	: n	-	
	30	Bonus/malus system and unemployment insurance	22.4	-	22.4	-	-	
5		Supported employment and rehabilitation	86.9	-	25.5	-	61.4	
5.1	37	Support for employment of the disabled through the BSBs	61.4	:	:	-	61.4	1
	43	Subsidies for contracted out work (BSB)	1.4	-	1.4	-	-	
	44	Integration enterprises (BSB)	24.1	-	24.1	-	-	

B.3.17 LMP expenditure by intervention and by type of action: Österreich, 2005

Euro (millions)

 Category, intervention number and name		15.1	15.2	15.3	15.4	15.5	Notes
		Total	Transfers to individuals	Transfers to employers	Transfers to service providers	Not specified	
6	Direct job creation	93.0	-	93.0	-	-	
14	Socio-economic enterprises (SÖB) and non-profit employment projects (GBP)	90.5	-	90.5	-	-	1
27	Childcare institutions	2.4	-	2.4	-	-	
7	Start-up incentives	13.4	13.4	-	: n	-	
17	Business start-up programme (UGP+GB)	13.4	13.4	-	-	-	1
18	[Component] Employment foundations - Support for business start-ups	: n	: n	-	: n	-	2,3
8	Out-of-work income maintenance and support	3,018.8	2,982.3	36.6	-	-	
8.1	1 Unemployment benefit	1,637.5	1,637.5	-	-	-	3
	2 Unemployment assistance	1,036.5	1,036.5	-	-	-	3
8.2	20 Short-time working allowance	2.6	-	2.6	-	-	
	21 Bad weather compensation (Builders' Holiday and Severance Payments Fund)	34.0	-	34.0	-	-	
8.5	33 Insolvency-bankruptcy compensation	308.3	308.3	-	-	-	3
9	Early retirement	676.0	173.6	502.4	0.0	-	
9.2	3 Transfer benefits to facilitate transition into retirement - Special support (SUG)	45.5	45.5	-	0.0	-	
	4 Pension advances	61.2	61.2	-	-	-	3
	49 Part-time pay/support for older workers	502.4	-	502.4	-	-	
	64 Transition benefit	66.8	66.8	-	-	-	3
1-9	Total LMP (categories 1-9)	5,236.9 e	3,657.2	828.1	661.0 e	90.7	
2-7	Total LMP measures (categories 2-7)	1,122.5 e	500.8	289.1	242.0 e	90.7	
8-9	Total LMP supports (categories 8-9)	3,694.9	3,155.8	539.0	0.0	-	

Key : Not available; : n Not significant; - Not applicable or real zero or zero by default; 0 or 0.00 Less than half of the unit used; e Estimated value; s Eurostat estimate


1 Including ESF-financing.

2 Mixed measure (categories 2 and 7) - all expenditure is allocated to training, which is the most important component.

3 Includes social contributions credited on behalf of beneficiaries.


4 Mixed measure (categories 2 and 3) - all expenditure is allocated to training, which is the most important component.

B.3.18 LMP expenditure by intervention and by type of action: Poland, 2005
Euro (millions)

 Category, intervention number and name		15.1 Total	15.2 Transfers to individuals	15.3 Transfers to employers	15.4 Transfers to service providers	15.5 Not specified	Notes
1	Labour market services	:	:	:	:	:	
	40 Services provided by local PES	16.1 e	-	-	16.1 e	-	
1.1	22 Job clubs - Training in job-search skills	:	-	-	:	-	1
	23 Job clubs - Activation activities	:	-	-	:	-	
	24 Vocational counselling (guidance)	2.2	-	-	2.2	-	
	25 Financing of travel costs	5.8	5.8	-	-	-	2
	26 Financing of accommodation costs	-	-	-	-	-	3
2	Training	250.4	213.2	0.3	36.9	-	
2.1	3 Vocational training organized by Local (powiat) Labour Office	1.7	-	-	1.7	-	4
	4 Vocational training organised by employers	0.0	-	0.0	-	-	4
	21 Training	43.2	8.0	-	35.2	-	5
2.2	17 Vocational training in the workplace	54.7	54.7	-	-	-	
	29 Refund of costs of specialist training for workers threatened by lay-offs for reasons relating to place of work	: n	:	: n	-	-	
2.3	30 Scholarship for continuing education	9.2	9.2	-	-	-	
2.4	13 JUNIOR - vocational activation programme for disabled school-leavers	0.3	:	0.3	:	-	4
	16 Apprenticeship	141.3	141.3	-	-	-	
3	Job rotation and job sharing	: n	:	: n	-	-	
3.1	28 Replacement work	: n	:	: n	-	-	
4	Employment incentives	106.3	11.1	95.2	-	-	
4.1	1 Adaptation of the workplace for persons with disability	1.5	-	1.5	-	-	4
	15 Interventional jobs	46.2	-	46.2	-	-	
	20 Refund of costs of equipment and additional equipment of the workplace for the placed unemployed person	15.6	-	15.6	-	-	
	27 Activation allowances	11.1	11.1	-	-	-	
	31 Support of employment in households	0.0	-	0.0	-	-	
	32 Refund of social insurance contributions	0.2	-	0.2	-	-	4
	33 Co-financing the costs of care for children or dependants	0.0	0.0	-	-	-	
4.2	11 Wage subsidies for disabled workers in working establishments	31.7	-	31.7	-	-	
5	Supported employment and rehabilitation	392.0	-	392.0	-	-	
5.1	2 Reimbursement of cost of remuneration of employee assisting the disabled worker	0.0	-	0.0	-	-	4
	6 Support for employers running SWE - refund of training costs related to a change in the production process	0.1	-	0.1	-	-	4
	7 Support for employers running SWE - one-off loan for the protection of existing workstations for disabled persons	4.4	-	4.4	-	-	4
	9 Co-financing the social insurance contributions of disabled workers	93.5	-	93.5	-	-	4
	10 Support for employers running SWE - co-financing up to 50% of interest due on bank loans	2.0	-	2.0	-	-	4
	12 Wage subsidies for disabled workers in sheltered work establishments	280.9	-	280.9	-	-	
	14 People with disabilities in the public service	3.7	-	3.7	-	-	4
5.2	8 Reimbursement of costs of creating and operating vocational activity establishments	7.3	-	7.3	-	-	4
6	Direct job creation	61.3	:	61.3	-	-	
	18 Public works	61.3	-	61.3	-	-	
	34 Socially useful work	: n	:	: n	-	-	

B.3.18 LMP expenditure by intervention and by type of action: Poland, 2005

Euro (millions)


 Category, intervention number and name		15.1 Total	15.2 Transfers to individuals	15.3 Transfers to employers	15.4 Transfers to service providers	15.5 Not specified	Notes
7	Start-up incentives	65.8	65.8	-	-	-	
5	Support for starting or running a business	3.8	3.8	-	-	-	4
19	Grant for the unemployed starting economic activity	62.0	62.0	-	-	-	
8	Out-of-work income maintenance and support	745.2	745.2	-	-	-	
8.1	35 Benefits for unemployed	745.2	745.2	-	-	-	4
8.5	41 Bankruptcy compensation	: n	: n	-	-	-	
9	Early retirement	1,349.5	1,349.5	-	-	-	
9.2	36 Pre-retirement benefits	514.5	514.5	-	-	-	4
	37 Pre-retirement allowances	835.0	835.0	-	-	-	4
1-9	Total LMP (categories 1-9)	:	:	:	:	:	
2-7	Total LMP measures (categories 2-7)	875.8	290.1	548.8	36.9	-	
8-9	Total LMP supports (categories 8-9)	2,094.6	2,094.6	-	-	-	

Key : Not available; : n Not significant; - Not applicable or real zero or zero by default; 0 or 0.00 Less than half of the unit used; e Estimated value; s Eurostat estimate

- 1 The transfers to individuals are included in measure PL-21.
- 2 Includes financing of the costs of accommodation (expenditure of measure PL-26).
- 3 Expenditure included in measure PL-25.
- 4 The expenditures are shown on cash basis
- 5 Includes transfers to individuals of measure PL-22.


B.3.19 LMP expenditure by intervention and by type of action: Portugal, 2005

Euro (millions)

		Category, intervention number and name	15.1 Total	15.2 Transfers to individuals	15.3 Transfers to employers	15.4 Transfers to service providers	15.5 Not specified	Notes
1		Labour market services	217.6	-	-	217.6	-	
1.1	95	[Component] Public employment services - Information services	20.4	-	-	20.4	-	
	95	[Component] Public employment services - Individual case management	34.4	-	-	34.4	-	
1.2	95	[Component] Public employment services - Administration of active measures	162.5	-	-	162.5	-	
	95	[Component] Public employment services - Administration of unemployment benefits	0.2	-	-	0.2	-	
	95	[Component] Public employment services - Other services/activities	0.0	-	-	0.0	-	
2		Training	430.7	212.0	132.4	86.3	-	
	96	[Component] Integration enterprises - Training	1.2	0.0	1.1	0.0	-	
	99	PROFIJ - Training programme for the integration of youngsters (Azores)	3.2	-	-	3.2	-	
2.1	14	Training grants for workers	0.7	0.7	-	-	-	
	63	Initial training (excluding apprenticeship)	23.8	17.6	-	6.2	-	
	64	Training for unemployed	127.2	75.9	-	51.2	-	
	67	Special training for disadvantaged groups	40.4	15.7	1.5	23.2	-	
	103	Intervention for vocational training and employment	0.9	-	-	0.9	-	
	115	Vocational training for young and adults	42.0	41.7	-	0.2	-	
	133	Support to handicraft and activities related to natural/cultural/urban heritage	13.2	-	13.2	-	-	
2.2	22	Practical vocational training	50.8	1.0	49.7	0.0	-	
	98	Placement programme (Azores)	1.9	1.9	-	-	-	
	105	Practical vocational training aiming at socio-professional integration	1.8	-	1.8	-	-	
	127	[Component] Life and Work Programme (Madeira) - Socio-professional integration training period	0.1	0.0	0.0	-	-	
	132	Training/Employment (Madeira)	0.4	0.3	0.1	0.0	-	
2.3	20	Vocational training workshops programme	0.3	-	0.3	-	-	1
	127	[Component] Life and Work Programme (Madeira) - Theoretical-practical training	-	-	-	-	-	
2.4	7	Apprenticeship training for young people	122.9	56.9	64.5	1.4	-	
3		Job rotation and job sharing	0.0	-	0.0	-	-	
3.1	116	Employment-training rotation program	0.0	-	0.0	-	-	


B.3.19 LMP expenditure by intervention and by type of action: Portugal, 2005

Euro (millions)

 Category, intervention number and name		15.1	15.2	15.3	15.4	15.5	Notes
		Total	Transfers to individuals	Transfers to employers	Transfers to service providers	Not specified	
4	Employment incentives	233.6 e	82.8 e	150.8	-	-	
	68 Promotion of socio-professional integration of disabled	2.5	-	2.5	-	-	
	96 [Component] Integration enterprises - Integration premiums	12.8	-	12.8	-	-	
	122 Social employment market (Azores)	0.3	-	0.3	-	-	
4.1	23 Subsidies for permanent employment contracts	5.6	-	5.6	-	-	
	24 Local employment initiatives - ILE	55.7	55.7	-	-	-	
	29 Job creation for young people through exemptions or reductions from compulsory social security contributions	107.8	-	107.8	-	-	2
	31 Reduction of social security contributions to facilitate vocational integration of disabled persons	3.8	-	3.8	-	-	2
	37 Exemption or reduction from social security contributions to promote recruitment of long-term unemployed	13.5	-	13.5	-	-	2
	62 Salary compensation	27.1 e	27.1 e	-	-	-	3
	106 Premium for socio-vocational integration	0.2	-	0.2	-	-	
	107 Employment incentive	1.7	-	1.7	-	-	
	125 Integration premium	1.3	-	1.3	-	-	
	127 [Component] Life and Work Programme (Madeira) - Employment support	0.0	-	0.0	-	-	
	127 [Component] Life and Work Programme (Madeira) - Socio-professional integration premium	-	-	-	-	-	
	131 Stabilize (Azores)	1.2	-	1.2	-	-	
5	Supported employment and rehabilitation	56.9	0.3	1.7	54.9	-	
5.1	33 Sheltered employment	1.7	-	1.7	-	-	
5.2	34 Vocational preparation schemes for disabled persons	54.9	-	-	54.9	-	
	84 Training and occupational integration of young people and adults with disabilities (Madeira)	0.3	0.3	-	-	-	
6	Direct job creation	45.5	44.2	1.3	0.0	-	
	3 Employment scheme for persons in receipt of unemployment benefits	18.0	18.0	-	-	-	
	4 Employment scheme for unemployed persons in need	24.9	24.9	-	-	-	
	86 Programme for temporary placement of those receiving unemployment benefit (Azores)	0.1	-	0.1	-	-	
	97 INTEGRA - Programme for adult integration (Azores)	0.1	-	0.1	-	-	
	114 Social employment scheme for the unemployed - PROSA (Azores)	0.7	0.7	-	-	-	
	119 Insertion-Employment program	1.0	-	1.0	-	-	1
	128 Occupational programme for the unemployed (Madeira)	0.7	0.6	0.1	0.0	-	
7	Start-up incentives	3.6	3.6	-	-	-	
	25 Subsidies for creation of self-employed	3.4	3.4	-	-	-	
	26 Support for entry into self-employment - ACPE (Madeira)	0.0	0.0	-	-	-	
	69 Self-employment for disabled	0.2	0.2	-	-	-	
	108 Incentives for self-employment	-	-	-	-	-	
8	Out-of-work income maintenance and support	1,779.0	1,779.0	-	-	-	
8.1	75 Unemployment subsidy	1,432.1	1,432.1	-	-	-	
	76 Unemployment assistance	302.1	302.1	-	-	-	
8.2	1 Short-time working or temporary suspension of employment	1.3	1.3	-	-	-	
8.3	104 Partial unemployment benefit	3.4	3.4	-	-	-	
8.5	61 Payment of backdated earnings from bankrupt or insolvent firms	40.0	40.0	-	-	-	

B.3.19 LMP expenditure by intervention and by type of action: Portugal, 2005

Euro (millions)

 Category, intervention number and name		15.1 Total	15.2 Transfers to individuals	15.3 Transfers to employers	15.4 Transfers to service providers	15.5 Not specified	Notes
9	Early retirement	140.8	140.8	-	-	-	
9.2	41 Early retirement for the elderly unemployed	112.4	112.4	-	-	-	
	44 Early retirement agreements between workers and employers	28.4	28.4	-	-	-	
1-9	Total LMP (categories 1-9)	2,907.8 e	2,262.7 e	286.2	358.9	-	
2-7	Total LMP measures (categories 2-7)	770.4 e	342.9 e	286.2	141.3	-	
8-9	Total LMP supports (categories 8-9)	1,919.8	1,919.8	-	-	-	


Key : Not available; : n Not significant; - Not applicable or real zero or zero by default; 0 or 0.00 Less than half of the unit used; e Estimated value; s Eurostat estimate

1 Measure coming to an end.

2 A small amount of revenue foregone through social security exemptions cannot be accurately allocated between measures PT-29, 31 and 37. Expenditure by measure may therefore be slightly under or over-stated but the total for the three is correct.


3 Data refer to 2004.

B.3.20 LMP expenditure by intervention and by type of action: România, 2005
Euro (millions)

 Category, intervention number and name		15.1 Total	15.2 Transfers to individuals	15.3 Transfers to employers	15.4 Transfers to service providers	15.5 Not specified	Notes
1	Labour market services	28.6	-	0.0	28.6	-	
1.1	3 Information and counselling services provided by ANOFM to employees at risk of losing their job	0.0	-	-	0.0	-	
	5 Information and professional counselling for registered jobseekers	0.1	-	-	0.1	-	
	6 Labour mediation	0.0	-	0.0	0.0	-	
	31 Administration cost for labour market services	12.6	-	-	12.6	-	
1.2	29 Administration cost for active measures	7.6	-	-	7.6	-	
	30 Administration cost for passive measures	8.2	-	-	8.2	-	
2	Training	10.1	6.4	0.0	3.6	-	
2.1	4 Training services prior to dismissal	-	-	-	-	-	
	7 Training for registered unemployed	10.0	6.4	0.0	3.6	-	
	34 Training for other disadvantaged persons on the labour market	0.0	-	-	0.0	-	
	35 Training for offenders	0.0	-	-	0.0	-	
3	Job rotation and job sharing	-	-	-	-	-	
4	Employment incentives	44.1	5.4	38.7	0.0	-	
4.1	10 Credits for entrepreneurs aimed at creating new jobs for unemployed persons	-	-	-	-	-	
	11 Income top-up for unemployed persons finding work before the expiry of the unemployment benefit period	3.9	3.9	-	-	-	
	12 Installation allowance	0.4	0.4	-	0.0	-	
	13 Relocation allowance	1.1	1.1	-	-	-	
	14 Subsidies for graduate recruitment	17.3	-	17.3	-	-	
	15 Subsidies for creating jobs for graduates from the medical sector	1.4	-	1.4	-	-	
	16 Subsidies for creating jobs for disabled graduates	0.1	-	0.1	-	-	
	18 Subsidies for employers taking on registered unemployed	19.4	-	19.4	-	-	
	19 Subsidies for the recruitment of disabled persons	0.1	-	0.1	-	-	
	21 Incentives for employers taking on registered unemployed	0.0	-	0.0	-	-	
	36 Subsidies for unemployed approaching pension age	0.3	-	0.3	-	-	
4.2	26 Other measures for young people with difficulties and at risk of professional exclusion	-	-	-	-	-	1
5	Supported employment and rehabilitation	-	-	-	-	-	
6	Direct job creation	31.0	-	23.9	7.2	-	
	20 Temporary employment	29.3	-	22.2	7.2	-	
	25 Solidarity contracts for young people with difficulties and at risk of professional exclusion	1.7	-	1.7	-	-	
7	Start-up incentives	0.4	: n	-	0.4	-	
	8 Counselling for business start-up	0.4	-	-	0.4	-	
	9 Credits for unemployed entrepreneurs aimed at creating new jobs for other unemployed persons	: n	: n	-	-	-	
	24 Support for business start-up by students	-	-	-	-	-	1

B.3.20 LMP expenditure by intervention and by type of action: România, 2005

Euro (millions)


		Category, intervention number and name	15.1 Total	15.2 Transfers to individuals	15.3 Transfers to employers	15.4 Transfers to service providers	15.5 Not specified	Notes
8		Out-of-work income maintenance and support	314.1	314.0	-	0.1	-	
8.1	1	[Component] Unemployment indemnity - unemployment benefit	0.0	0.0	-	-	-	
	1	[Component] Unemployment indemnity - support allowance, integration allowance	0.0	0.0	-	-	-	
	2	[Component] Unemployment indemnity 2 - indemnity (50%)	16.6	16.6	-	-	-	
	2	[Component] Unemployment indemnity 2 - indemnity (75%)	177.3	177.3	-	-	-	
	22	Support in case of restructuring in the defence sector or state owned companies	90.4	90.4	-	-	-	
8.4	23	Compensation in case of restructuring of state owned companies and collective lay offs	29.7	29.5	-	0.1	-	
9		Early retirement	-	-	-	-	-	
1-9		Total LMP (categories 1-9)	428.3	325.8	62.6	39.9	-	
2-7		Total LMP measures (categories 2-7)	85.6	11.8	62.6	11.2	-	
8-9		Total LMP supports (categories 8-9)	314.1	314.0	-	0.1	-	

Key : Not available; :n Not significant; - Not applicable or real zero or zero by default; 0 or 0.00 Less than half of the unit used; e Estimated value; s Eurostat estimate

1 Measure not applied in 2005.


B.3.21 LMP expenditure by intervention and by type of action: Slovenia, 2005

Euro (millions)

 Category, intervention number and name		15.1 Total	15.2 Transfers to individuals	15.3 Transfers to employers	15.4 Transfers to service providers	15.5 Not specified	Notes
1	Labour market services	:	:	:	:	:	
1.1	6 Programmes of information and motivation	0.2	0.0	-	0.2	-	1
	7 Job seeking workshops: Paths to work and employment	-	-	-	-	-	2
	8 Workshops for discovering vocational goals	-	-	-	-	-	2
	13 Job seekers clubs	0.8	0.3	-	0.4	-	
	14 Work trial	0.5	0.4	-	0.1	-	3
	18 Work funds	1.3	-	1.0	0.3	-	
	43 Information centres for job seekers	0.8	0.1	-	0.7	-	4
	44 Centres for vocational information and counselling	0.0	-	-	0.0	-	3
	45 Occupations in a different way	0.0	-	-	0.0	-	3
	46 Medical employment counselling	0.0	0.0	-	0.0	-	
	47 Operation of expert commissions for determining the characteristics of a disabled person	:	-	-	:	-	
	48 General services and counselling	27.0	0.1	-	26.9	-	3
	53 Seasonal work	0.0	0.0	-	0.0	-	
2	Training	12.4	5.2	0.8	6.5	-	
2.1	9 Project learning for younger adults [PUM]	0.2	0.2	-	-	-	
	10 Development and training programmes	2.2	0.5	-	1.7	-	
	11 Programmes for obtaining professional education	6.3	2.6	-	3.7	-	
	26 Training for a successful life: a bridge to education	-	-	-	-	-	5
	28 National professional qualifications	0.2	0.1	-	0.1	-	
2.2	12 On the job and integrated training programmes	2.7	1.8	0.0	0.9	-	
	35 Co-financing education and training of employees [branches undergoing restructuring]	0.8	-	0.8	-	-	
	41 On-the-job training and integrated training programmes for disabled people	0.0	-	0.0	-	-	
	42 On-the-job training programme in learning workshops and learning enterprises	0.0	-	0.0	-	-	
3	Job rotation and job sharing	-	-	-	-	-	
4	Employment incentives	11.4	-	11.4	-	-	
	23 Pay supplement for disabled and disadvantaged persons	0.2	-	0.2	-	-	
4.1	24 Cofinancing part-time employment	9.1	-	9.1	-	-	
	38 Promotion of new employment for older people	0.1	-	0.1	-	-	
	51 Reimbursement of employer contributions	0.2	-	0.2	-	-	
4.2	54 Cofinancing part of wages for keeping the workplaces	1.6	-	1.6	-	-	
	55 Programmes for employment of redundant workers	0.2	-	0.2	-	-	
	56 Programme for keeping the workplaces (Act ZPRPGDT)	-	-	-	-	-	
5	Supported employment and rehabilitation	3.5	1.4	-	2.1	-	
5.2	25 Employment rehabilitation	1.4	0.3	-	1.1	-	
	34 Labour inclusion	2.0	1.0	-	1.0	-	
6	Direct job creation	22.2	-	21.9	0.3	-	
	2 Subsidising employment in providing home help and personal assistance and care for the disabled: The "Disabled for disabled" programme	3.1	-	3.1	-	-	
	3 Public works	18.6	-	18.3	0.3	-	
	39 Assistance in employing long-term unemployed women	0.4	-	0.4	-	-	
	40 Projects of non-profit employment programmes	0.1	-	0.1	-	-	

B.3.21 LMP expenditure by intervention and by type of action: Slovenia, 2005

Euro (millions)

 Category, intervention number and name		15.1 Total	15.2 Transfers to individuals	15.3 Transfers to employers	15.4 Transfers to service providers	15.5 Not specified	Notes
7	Start-up incentives	4.6	3.4	-	1.1	-	
16	Promoting self-employment / entrepreneurship [implemented by the ESS]	3.4	3.4	-	-	-	
17	Promoting self-employment: assistance in self-employment [Implemented by the Small Business Development Centre]	1.1	-	-	1.1	-	
8	Out-of-work income maintenance and support	112.2	97.3	-	-	14.9	
8.1	30 Unemployment allowance	100.0	86.2	-	-	13.9	
	32 Unemployment assistance	12.2	11.1	-	-	1.1	
9	Early retirement	-	-	-	-	-	
1-9	Total LMP (categories 1-9)	:	:	:	:	:	
2-7	Total LMP measures (categories 2-7)	54.1	10.0	34.1	10.0	-	
8-9	Total LMP supports (categories 8-9)	112.2	97.3	-	-	14.9	

Key : Not available; :n Not significant; - Not applicable or real zero or zero by default; 0 or 0.00 Less than half of the unit used; e Estimated value; s Eurostat estimate

1 Includes expenditure of SI-6, SI-7 and SI-8.

2 Expenditure included in SI-6.


3 Administrative costs of LMP measures/supports could not be distinguished and are included in sub-category 1.1.1.

4 The amount of expenditure reported here is also included under category 2.1 (institutional training).

5 Expenditure included in SI-9 (Project learning for younger adults [PUM]).

B.3.22 LMP expenditure by intervention and by type of action: Slovensko, 2005


Euro (millions)

		Category, intervention number and name	15.1 Total	15.2 Transfers to individuals	15.3 Transfers to employers	15.4 Transfers to service providers	15.5 Not specified	Notes
1		Labour market services	65.3	0.1	0.8	64.3	-	
	1	Mediation of employment	63.1	-	-	63.1	-	
1.1	2	Information and advisory services	0.1	0.0	0.0	0.0	-	
	3	Professional consultancy	2.1	0.1	0.8	1.2	-	
2		Training	9.3	2.1	3.2	4.0	-	
2.1	4	Education and preparation for the labour market of the job seeker and person interested in employment	9.3	2.1	3.2	4.0	-	
3		Job rotation and job sharing	-	-	-	-	-	
4		Employment incentives	10.6	4.3	5.8	0.4	-	
4.1	6	Contribution for employing a disadvantaged job seeker	3.5	-	3.5	-	-	
	7	Contribution for the graduate practice	7.1	4.3	2.3	0.4	-	
	9	Contribution for movement toward work	0.0	0.0	-	-	-	
5		Supported employment and rehabilitation	3.4	-	3.4	-	-	
5.1	10	Contribution for establishing and maintaining the protected workshop and protected workplace	0.4	-	0.4	-	-	
	12	Contribution for activities of the assistant at work	0.1	-	0.1	-	-	
	13	Contribution to cover operating costs of the sheltered workshop or sheltered workplace and employees transport costs	2.8	-	2.8	-	-	
6		Direct job creation	23.1	-	23.1	-	-	
	8	Contribution for activation activity	23.1	-	23.1	-	-	
7		Start-up incentives	18.6	17.7	0.9	-	-	
	5	Contribution for self-employment	17.7	17.7	-	-	-	
	11	Contribution for operating or performing self-employment to disabled citizens	0.9	-	0.9	-	-	
8		Out-of-work income maintenance and support	66.3	66.3	-	-	-	
8.1	15	Unemployment benefit	63.2	63.2	-	-	-	
8.5	14	Benefit of guarantee insurance	3.1	3.1	-	-	-	
9		Early retirement	36.1	36.1	-	-	-	
9.2	16	Early old-age pension	36.1	36.1	-	-	-	
1-9		Total LMP (categories 1-9)	232.5	126.6	37.1	68.8	-	
2-7		Total LMP measures (categories 2-7)	64.9	24.1	36.3	4.4	-	
8-9		Total LMP supports (categories 8-9)	102.4	102.4	-	-	-	

Key : Not available; :n Not significant; - Not applicable or real zero or zero by default; 0 or 0.00 Less than half of the unit used; e Estimated value; s Eurostat estimate


B.3.23 LMP expenditure by intervention and by type of action: Suomi/Finland, 2005

Euro (millions)

 Category, intervention number and name		15.1 Total	15.2 Transfers to individuals	15.3 Transfers to employers	15.4 Transfers to service providers	15.5 Not specified	Notes
1	Labour market services	214.5	3.4	-	211.1	-	
1.1	5 Mobility allowance	3.6	2.2	-	1.5	-	1
	18 Labour exchange	40.8	-	-	40.8	-	2
	20 Vocational guidance	16.2	-	-	16.2	-	2
	21 Training and vocational information services	8.1	-	-	8.1	-	2
	22 Vocational rehabilitation	12.6	-	-	12.6	-	3
	46 Registration of jobseekers	30.3	-	-	30.3	-	2
	47 Interviews and individual action plans	34.2	-	-	34.2	-	2
	48 Integration	2.1	-	-	2.1	-	2
	49 Job-clubs	10.0	1.2	-	8.8	-	4
1.2	50 Administration of active measures (PES)	38.2	-	-	38.2	-	2
	51 Administration of benefits (PES)	18.4	-	-	18.4	-	2
2	Training	580.6	373.5	24.4	182.7	-	
2.1	6 Labour market training	441.1	258.4	-	182.7	-	
	17 Training allowance	18.4	18.4	-	-	-	
2.2	12 Employment subsidy for coaching for working life	16.0	16.0	-	-	-	
	15 Trainee work/coaching for working life with labour market support	80.7	80.7	-	-	-	
2.4	7 Apprenticeship for the unemployed	24.4	-	24.4	-	-	5
3	Job rotation and job sharing	74.4	74.4	-	-	-	
3.1	16 Job rotation	64.8	64.8	-	-	-	6
3.2	13 Part-time pay supplement	9.7	9.7	-	-	-	
4	Employment incentives	174.1	-	174.1	-	-	
4.1	10 Employment subsidy, private companies	21.2	-	21.2	-	-	
	35 Combined subsidy	152.9	-	152.9	-	-	
5	Supported employment and rehabilitation	152.6 e	77.0 e	31.9 e	43.6 e	-	
5.1	34 Employment supporting activity of the municipalities	31.9 e	-	31.9 e	-	-	7
5.2	25 Rehabilitation activities of the social insurance institution	52.8	19.4	-	33.4	-	
	26 Rehabilitation activities of the employment pension scheme	39.8	33.8	-	6.0	-	
	27 Rehabilitation activities of the accident and traffic insurance	28.0 e	23.8 e	-	4.2 e	-	
6	Direct job creation	106.4	15.1	87.2	4.1	-	
	8 Temporary government employment	44.2	-	44.2	-	-	
	9 Employment subsidy, municipalities	43.0	-	43.0	-	-	
	36 Rehabilitative work experience	19.2	15.1	-	4.1	-	
7	Start-up incentives	29.9	29.9	-	-	-	
	11 Start-up grant	21.2	21.2	-	-	-	
	55 Start-up grant for non-unemployed	8.7	8.7	-	-	-	

B.3.23 LMP expenditure by intervention and by type of action: Suomi/Finland, 2005

Euro (millions)


 Category, intervention number and name		15.1	15.2	15.3	15.4	15.5	Notes
		Total	Transfers to individuals	Transfers to employers	Transfers to service providers	Not specified	
8	Out-of-work income maintenance and support	2,304.0	2,304.0	-	-	-	
8.1	1 Earnings-related unemployment allowance	1,339.1	1,339.1	-	-	-	
	2 Basic unemployment allowance	106.7	106.7	-	-	-	
	4 Labour market support (passive component)	676.0	676.0	-	-	-	8
8.2	30 Earnings related adjusted unemployment allowance as partial unemployment benefit	3.0	3.0	-	-	-	
	32 Adjusted basic unemployment allowance or labour market support as partial unemployment benefit	0.0	0.0	-	-	-	
8.3	31 Earnings related adjusted unemployment allowance as part-time unemployment benefit	116.8	116.8	-	-	-	
	33 Adjusted basic unemployment allowance or labour market support as part-time unemployment benefit	45.2	45.2	-	-	-	
8.5	28 Pay security	17.2	17.2	-	-	-	9
9	Early retirement	687.5	687.5	-	-	-	
9.2	3 Unemployment pension	687.5	687.5	-	-	-	
1-9	Total LMP (categories 1-9)	4,323.9 e	3,564.7 e	317.5 e	441.6 e	-	
2-7	Total LMP measures (categories 2-7)	1,117.9 e	569.9 e	317.5 e	230.5 e	-	
8-9	Total LMP supports (categories 8-9)	2,991.5	2,991.5	-	-	-	

Key : Not available; :n Not significant; - Not applicable or real zero or zero by default; 0 or 0.00 Less than half of the unit used; e Estimated value; s Eurostat estimate

- 1 Expenditure includes reimbursement of costs incurred by participants plus a share of the PES operational costs based on monitoring of staff time-use.
- 2 Share of operational costs of the PES based on monitoring of staff time-use.
- 3 Expenditure includes the costs paid to service providers for different rehabilitation activities plus a share of the PES operational costs based on monitoring of staff time-use.
- 4 Expenditure includes reimbursement of costs incurred by participants plus a share of the PES operational costs based on monitoring of staff time-use plus real transfers to service providers.
- 5 Expenditure includes only subsidies paid by the Ministry of Labour to facilitate the recruitment of unemployed persons as apprentices.
- 6 Expenditure refers to persons on leave and includes both income support (80/70% of unemployment benefit entitlement) and training supplements where appropriate.
- 7 Data represent an estimate of public funding for sheltered workshops. Income from business activity, which accounts for more than half of revenue, is excluded.
- 8 Passive (income support) payments only. Labour market support payments made to persons in active measures are shown under the appropriate measure.
- 9 Net public expenditure (disbursements minus repayments to the state).


B.3.24 LMP expenditure by intervention and by type of action: Sverige, 2005

Euro (millions)

		Category, intervention number and name	15.1 Total	15.2 Transfers to individuals	15.3 Transfers to employers	15.4 Transfers to service providers	15.5 Not specified	Notes
1		Labour market services	526.9 e	-	-	526.9 e	-	
1.1	19	General placement service	75.2 e	-	-	75.2 e	-	
	20	Individual guidance service	131.6 e	-	-	131.6 e	-	
	42	Activity Guarantee	32.1	-	-	32.1	-	
1.2	56	Other services/activities	288.0	-	-	288.0	-	
2		Training	981.1	720.4	9.5	251.2	-	
	43	Activities within counselling, guidance and placement services	373.7	373.7	-	-	-	
	47	Projects with Employment Policy Orientation	17.6	8.1	9.5	-	-	
2.1	6	Computer/activity centres	58.5	38.5	-	20.0	-	1
	11	On-the-job training	-	-	-	-	-	
	49	Preparatory Training Courses	284.1	170.8	-	113.3	-	
	50	Employment Training	244.4	126.7	-	117.8	-	
2.2	3	International practice scholarship	2.8	2.7	-	0.1	-	
3		Job rotation and job sharing	137.9	137.9	-	-	-	
3.1	53	Career Break	137.9	137.9	-	-	-	2
4		Employment incentives	1,304.9	234.3	1,033.3	37.3	-	
4.1	7	Municipal youth programme	16.3	-	16.3	-	-	
	12	Wage subsidies	677.4	-	677.4	-	-	
	15	Mobility allowance	7.4	7.4	-	-	-	3
	31	Youth guarantee	64.2	36.6	-	27.6	-	
	35	Work Experience	200.0	190.3	-	9.7	-	
	36	General recruitment incentive	34.9	-	34.9	-	-	
	37	Extended recruitment incentive (for persons enrolled with the PES for 2 years)	82.7	-	82.7	-	-	
	44	Special recruitment incentive	214.2	-	214.2	-	-	
	45	Extended recruitment incentive (for persons enrolled with the PES for 4 years)	7.8	-	7.8	-	-	
5		Supported employment and rehabilitation	633.6	74.6	559.0	-	-	
5.1	13	Public sheltered employment (OSA)	79.6	-	79.6	-	-	
	21	Samhall	457.3	-	457.3	-	-	
	40	Workplace adjustment grants	25.0	2.9	22.1	-	-	
5.2	14	Employability rehabilitation programme	71.6	71.6	-	-	-	4
6		Direct job creation	-	-	-	-	-	
7		Start-up incentives	99.5	96.1	-	3.4	-	
	9	Start-up grants	99.5	96.1	-	3.4	-	
8		Out-of-work income maintenance and support	3,447.6	3,447.6	-	-	-	
8.1	16	[Component] Unemployment insurance and Basic insurance - Full-time unemployed	2,346.3	2,346.3	-	-	-	
8.3	16	[Component] Unemployment insurance and Basic insurance - Part-time unemployed	1,005.6	1,005.6	-	-	-	
8.5	30	Wage guarantee	95.7	95.7	-	-	-	
9		Early retirement	-	-	-	-	-	

B.3.24 LMP expenditure by intervention and by type of action: Sverige, 2005

Euro (millions)


 Category, intervention number and name	15.1 Total	15.2 Transfers to individuals	15.3 Transfers to employers	15.4 Transfers to service providers	15.5 Not specified	Notes
1-9 Total LMP (categories 1-9)	7,131.5 e	4,710.8	1,601.8	818.9 e	-	
2-7 Total LMP measures (categories 2-7)	3,157.0	1,263.3	1,601.8	292.0	-	
8-9 Total LMP supports (categories 8-9)	3,447.6	3,447.6	-	-	-	

Key : Not available; :n Not significant; - Not applicable or real zero or zero by default; 0 or 0.00 Less than half of the unit used; e Estimated value; s Eurostat estimate

- 1 Transfers to service providers consist of investments made in connection with the measure and salaries.
- 2 Expenditure refers to activity support paid to persons taking a career break (who are replaced by an unemployed person).
- 3 Expenditure includes some payments for travelling to interview, which are normally considered under category 1.
- 4 Cost of individual service Included in expenditure for S-20


B.3.25 LMP expenditure by intervention and by type of action: United Kingdom, 2005

Euro (millions)

 Category, intervention number and name		15.1 Total	15.2 Transfers to individuals	15.3 Transfers to employers	15.4 Transfers to service providers	15.5 Not specified	Notes
1	Labour market services	6,648.1 e	-	-	6,610.0 e	38.1	
1.1	1 [Component] New Deal for 18-24 - Follow-through	8.7 e	:	:	8.7 e	-	
	1 [Component] New Deal for 18-24 - Gateway	115.0 e	:	:	115.0 e	-	
	2 [Component] New Deal 25+ - Follow-through	5.7 e	:	:	5.7 e	-	
	2 [Component] New Deal 25+ - Gateway	39.5 e	:	:	39.5 e	-	
	9 Jobcentre Plus - placement and advisory functions	2,084.7 e	-	-	2,084.7 e	-	1
	10 New Deal for Partners of Unemployed People (NDPU)	1.0	-	-	1.0	-	
	11 New Deal for Lone Parents (NDLP)	38.1	:	-	:	38.1	
	12 New Deal for Disabled People (NDDP)	100.0	-	-	100.0	-	
	35 Employment zones	134.8	-	-	134.8	-	
	37 New Deal 50+	1.4	-	-	1.4	-	
	38 Action Teams for Jobs	45.1	-	-	45.1	-	2
	40 Connexions Service	804.3	-	-	804.3	-	
	43 Jobcentre Plus - other programmes	188.6	-	-	188.6	-	
	44 Work Step	101.2	-	-	101.2	-	
1.2	41 Jobcentre Plus - benefit administration	1,298.2 e	-	-	1,298.2 e	-	3
	46 Jobcentre Plus - programme administration	773.7 e	-	-	773.7 e	-	4
	47 Jobcentre Plus - other administration costs	908.1 e	-	-	908.1 e	-	4
2	Training	1,559.4 e	48.9 e	-	86.2 e	1,424.3	
2.1	1 [Component] New Deal for 18-24 - Education and training option	76.9 e	28.7 e	:	48.2 e	-	
	2 [Component] New Deal 25+ - IAP training related options	58.2 e	20.2 e	:	38.0 e	-	
2.3	4 Work-based learning for adults (WBLA)	209.1	:	-	:	209.1	
2.4	5 Work-based training for young people (WBTP)	1,215.3	-	-	:	1,215.3	5
3	Job rotation and job sharing	-	-	-	-	-	
4	Employment incentives	254.7 e	80.7 e	28.1 e	58.7 e	87.3	
4.1	1 [Component] New Deal for 18-24 - Employment option	12.2 e	:	:	12.2 e	-	
	2 [Component] New Deal 25+ - IAP employment related options	71.2 e	24.7 e	:	46.5 e	-	
	29 Job grant	55.8	55.8	-	-	-	
	31 Access to work	87.3	:	:	-	87.3	
	33 [Component] Supported employment (including Remploi) - Interwork	28.1 e	-	28.1 e	-	-	
	45 Back to work bonus (BTWB)	0.2	0.2	-	-	-	
5	Supported employment and rehabilitation	164.3 e	-	146.4 e	17.9	-	
	24 Work preparation	17.9	-	-	17.9	-	
5.1	33 [Component] Supported employment (including Remploi) - Remploi	146.4 e	-	146.4 e	-	-	
6	Direct job creation	84.4 e	31.4 e	:	52.9 e	-	
	1 [Component] New Deal for 18-24 - Voluntary sector & Environment Task Force options	84.4 e	31.4 e	:	52.9 e	-	
7	Start-up incentives	9.2	9.2	-	-	-	
	36 Youth enterprise initiative (YEI)	9.2	9.2	-	-	-	
8	Out-of-work income maintenance and support	3,355.1	3,355.1	-	-	-	
8.1	3 Jobseeker's allowance (JSA): payments	3,355.1	3,355.1	-	-	-	6
9	Early retirement	-	-	-	-	-	

B.3.25 LMP expenditure by intervention and by type of action: United Kingdom, 2005

Euro (millions)


 Category, intervention number and name		15.1 Total	15.2 Transfers to individuals	15.3 Transfers to employers	15.4 Transfers to service providers	15.5 Not specified	Notes
1-9	Total LMP (categories 1-9)	12,075.3 e	3,525.3 e	174.5 e	6,825.8 e	1,549.7	
2-7	Total LMP measures (categories 2-7)	2,072.1 e	170.1 e	174.5 e	215.8 e	1,511.7	
8-9	Total LMP supports (categories 8-9)	3,355.1	3,355.1	-	-	-	

Key : Not available; :n Not significant; - Not applicable or real zero or zero by default; 0 or 0.00 Less than half of the unit used; e Estimated value; s Eurostat estimate

- 1 Staff costs (41% of JC+ total) plus equivalent share of other administration costs
- 2 Programme costs for internal and external Action Teams
- 3 Staff costs (26% of JC+ total) plus equivalent share of other administration costs
- 4 Staff costs (18% of JC+ total) plus equivalent share of other administration costs
- 5 Includes Advanced apprenticeships (29%), Apprenticeships (44%), NVQ training (2%), Entry to employment (26%)
- 6 Income based JSA (79%), Contributory JSA (21%)


B.3.26 LMP expenditure by intervention and by type of action: Norway, 2005

Euro (millions)

 Category, intervention number and name		15.1 Total	15.2 Transfers to individuals	15.3 Transfers to employers	15.4 Transfers to service providers	15.5 Not specified	Note s
1	Labour market services	292.8	4.2	2.9	285.7	-	
	26 [Component] Services of the Public Employment Service (Aetat) - General services	63.9	-	-	63.9	-	
1.1	4 Job clubs	7.5	2.5	-	5.0	-	
	26 [Component] Services of the Public Employment Service (Aetat) - Guidance/service for unemployed, partially unemployed and regular labour market measures	52.7	-	-	52.7	-	
	26 [Component] Services of the Public Employment Service (Aetat) - Guidance/service for occupationally disabled persons	66.7	-	-	66.7	-	
	33 Job placement through service providers (KAT)	4.6	1.7	2.9	-	-	
	34 Job placement for unemployed from the government (VALS)	0.0	0.0	-	-	-	
1.2	26 [Component] Services of the Public Employment Service (Aetat) - Administration of unemployment benefits	27.8	-	-	27.8	-	
	26 [Component] Services of the Public Employment Service (Aetat) - Administration of rehabilitation benefits	22.3	-	-	22.3	-	
	26 [Component] Services of the Public Employment Service (Aetat) - Recruitment	16.6	-	-	16.6	-	
	26 [Component] Services of the Public Employment Service (Aetat) - Information and registration	30.6	-	-	30.6	-	
2	Training	891.4	739.1	8.8	143.5	-	
2.1	7 Labour Market Training (AMO)	97.1	43.5	-	53.6	-	
	22 Education in regular schools	690.3	613.3	4.2	72.8	-	
	35 Labour Market Training for occupationally disabled (AMO)	62.8	45.7	-	17.1	-	
2.2	8 Work experience in ordinary enterprises	40.7	36.6	4.1	-	-	
	9 In-house training (BIO)	0.5	-	0.5	-	-	
3	Job rotation and job sharing	0.0	-	0.0	-	-	
3.1	12 Temporary substitute places	0.0	-	0.0	-	-	
4	Employment incentives	81.0 e	14.9 e	66.1	-	-	
4.1	5 Mobility promoting grants	0.3 e	0.3 e	-	-	-	1
	6 Wage subsidies to employers	33.3	1.1	32.1	-	-	
	13 In-house rehabilitation (BIA)	-	-	-	-	-	
	28 Wage subsidies for the occupationally disabled	34.9	7.0	28.0	-	-	
	30 Work experience in ordinary enterprises for the occupationally disabled	8.4	6.5	1.9	-	-	
	31 Flexijob	4.1	-	4.1	-	-	
5	Supported employment and rehabilitation	348.7	161.5	84.2	103.0	-	
5.1	15 Work experience in sheltered enterprises	144.2	72.3	-	71.8	-	
	18 Integration subsidies	-	-	-	-	-	
	19 Supported employment (AB)	94.5	63.3	-	31.2	-	
	23 Sheltered workshops (AMB phase 1)	48.2	25.8	22.3	-	-	
5.2	24 Sheltered workshops (AMB phase 2)	61.9	-	61.9	-	-	
6	Direct job creation	169.5	30.0	7.7	-	131.8	
	11 Temporary public employment (KAJA)	0.9	-	0.9	-	-	
	14 Temporary employment measures for the occupationally disabled	3.7	-	3.7	-	-	
	21 Work experience - Practice in regular places of work for the occupationally disabled	164.9	30.0	3.1	-	131.8	
7	Start-up incentives	6.1	4.4	-	1.7	-	
	25 Start your own business	6.1	4.4	-	1.7	-	

B.3.26 LMP expenditure by intervention and by type of action: Norway, 2005

Euro (millions)

		Category, intervention number and name	15.1 Total	15.2 Transfers to individuals	15.3 Transfers to employers	15.4 Transfers to service providers	15.5 Not specified	Note s
8		Out-of-work income maintenance and support	2,071.9	1,741.4	-	-	330.5	
8.1	1	[Component] Unemployment benefits - Full unemployment benefits	852.0	852.0	-	-	-	
	27	Payments for occupational rehabilitation between measures	499.7	499.7	-	-	-	
	29	Waiting benefit	367.2	36.7	-	-	330.5	
8.3	1	[Component] Unemployment benefits - Part-time unemployment benefits	235.8	235.8	-	-	-	
8.4	1	[Component] Unemployment benefits - Redundancy compensation	86.3	86.3	-	-	-	
8.5	1	[Component] Unemployment benefits - Bankruptcy compensation	30.8	30.8	-	-	-	
9		Early retirement	-	-	-	-	-	
1-9		Total LMP (categories 1-9)	3,861.4 e	2,695.5 e	169.7	533.9	462.3	
2-7		Total LMP measures (categories 2-7)	1,496.7 e	949.9 e	166.8	248.2	131.8	
8-9		Total LMP supports (categories 8-9)	2,071.9	1,741.4	-	-	330.5	

Key : Not available; :n Not significant; - Not applicable or real zero or zero by default; 0 or 0.00 Less than half of the unit used; e Estimated value; s Eurostat estimate

1 Data refer to 2004.

C PARTICIPANTS

C.1 LMP stocks by type of action

C.1.1 LMP stocks by category (total), 2005

EUROSTAT	Number of participants									
	2	3	4	5	6	7	LMP measures (Categories 2-7)	8	9	LMP supports (Categories 8-9)
	Training	Job rotation and job sharing	Employment incentives	Supported employment and rehabilitation	Direct job creation	Start-up incentives		Out-of-work income maintenance and support	Early retirement	
EU-27	3,375,919 ui	120,666 e	4,260,983 ui	910,028 ui	1,066,638 ui	472,364 ui	10,206,598 ui	16,159,659 ui	1,144,392 ui	17,304,051 ui
EU-15	3,197,098 ui	120,666 e	4,006,732 ui	638,384 ui	830,288 ui	444,465 ui	9,237,633 ui	15,075,472 ui	614,247 ui	15,689,719 ui
BE	125,637	-	67,364	30,008	86,852 ui	:	310,453 ui	607,500	106,994	714,494
BG	13,596 e	-	13,796 e	1,099	58,397 e	1,893 e	88,781 e	78,519	-	78,519
CZ	6,002	-	23,153	15,846	9,328	5,480	59,809	138,714	-	138,714
DK	51,369 e	-	36,470 e	61,661 e	15 e	-	149,515 e	201,210 e	79,512 e	280,722 e
DE	964,337 e	2,712 e	106,487 e	160,191 e	365,305 e	340,835 e	1,939,867 e	6,757,907 e	88,692 e	6,846,599 e
EE	991	-	859	-	24 s	28 s	1,902 s	17,568	-	17,568
IE	25,102 ui	-	6,173	:	24,426	5,297	62,079 ui	146,935	11,058	157,993
EL	:	-	:	:	-	:	:	:	-	:
ES	259,268 ui	84,733	2,264,667 ui	39,078 ui	:	:	:	1,294,893	:	1,296,959 ui
FR	546,798 e	-	531,412 ui	127,866 e	265,203	65,251 e	1,536,531 ui	2,574,452 e	105,835	2,680,287 e
IT	643,435 ui	16,717	663,011 e	-	43,466	14,188 ui	1,380,817 ui	692,792 e	95,475	788,267 e
CY	:	:	:	:	:	:	:	:	:	:
LV	5,378	-	1,567 s	275	2,411	-	9,631 s	31,998 e	-	31,998 e
LT	5,427	-	:	:	6,664	124	:	15,425	6,771	22,196
LU	2,057	-	:	:	391	n	:	7,234 s	1,324	8,558 s
HU	14,224	-	36,485 ui	-	16,523	4,127	71,359 ui	129,583	5,521	135,104
MT	:	-	:	-	-	:	:	:	:	:
NL	133,930	-	64,800	173,113	-	-	371,843	766,470	-	766,470
AT	76,287 e	8	44,776 e	:	5,652	2,247 e	130,377 ui	228,753	63,310	292,063
PL	112,376 s	n	91,710 ui	:	9,547	2,597 s	463,401 ui	374,342	501,574	875,916
PT	50,919	n	86,243 ui	:	21,244	6,120	165,172 ui	302,571 ui	12,378	314,949 ui
RO	12,899	-	62,906	-	23,616	:	99,421	245,211	-	245,211
SI	3,534 ui	-	6,853 ui	122 e	3,525 ui	:	16,442 ui	14,330	-	14,330
SK	4,394	-	15,640	7,127	106,315	11,242	144,718	38,497	16,279	54,776
FI	48,798	6,806	19,372	8,383 e	9,572	3,765	96,696 e	254,463	47,603	302,066
SE	50,363	9,690	105,539	34,950	-	5,690	206,232	358,800	-	358,800
UK	218,798	-	:	:	7,030	:	232,968 ui	881,493	-	881,493
NO	39,412	-	5,475	11,249	7,840	368	64,344	104,508 e	-	104,508 e

Key : Not available; : n Not significant; - Not applicable or real zero or zero by default; 0 or 0.00 Less than half of the unit used; e Estimated value; ui Unreliable or uncertain data; participant data complete for interventions covering >=80% but <100% of expenditure

DK Data refer to 2004

C.1.2 LMP stocks by category (under 25s), 2005

	Number of participants									
	2	3	4	5	6	7	LMP measures (Categories 2-7)	8	9	LMP supports (Categories 8-9)
	Training	Job rotation and job sharing	Employment incentives	Supported employment and rehabilitation	Direct job creation	Start-up incentives		Out-of-work income maintenance and support	Early retirement	
EU-27	1,948,679 ui	:	:	:	:	28,718 ui	:	:	139 e	:
EU-15	1,851,973 ui	:	:	:	:	27,255 ui	:	:	139 e	:
BE	:	-	:	:	:	:	:	73,245 e	-	73,245 e
BG	3,880 ui	-	2,119 ui	26	4,115 ui	284 ui	10,424 ui	3,801	-	3,801
CZ	1,513	-	:	:	:	:	:	:	-	:
DK	6,017 e	-	3,429 ui	:	- e	-	9,940 ui	14,345 e	- e	14,345 e
DE	625,737 ui	:	18,228 ui	101,862 ui	:	19,372 ui	819,072 ui	:	-	:
EE	227 s	-	164	-	- s	1 s	392 s	:	-	:
IE	8,908 ui	-	236 ui	:	500	50	9,843 ui	30,448	-	30,448
EL	:	-	:	:	-	:	:	:	-	:
ES	58,608 ui	:	:	7,569 ui	:	:	:	86,800	-	86,800
FR	399,896 ui	-	281,611 ui	:	67,769	:	754,300 ui	305,243 ui	-	305,243 ui
IT	:	2,704	105,318 ui	-	2	1,684 ui	565,895 ui	:	-	:
CY	:	:	:	:	:	:	:	:	:	:
LV	1,107 s	-	966 ui	35 e	110 s	-	2,218 ui	4,645 e	-	4,645 e
LT	1,345	-	:	:	529	:	:	984	-	984
LU	1,255	-	:	n	71	n	:	937 ui	-	937 ui
HU	:	-	:	-	2,261	:	:	9,711	-	9,711
MT	:	-	:	:	:	:	:	:	-	:
NL	:	-	:	7,209 ui	:	-	:	:	-	:
AT	31,246 e	2	2,740 ui	:	1,220	136 e	35,394 ui	33,397	139	33,536
PL	77,962 ui	n	10,978 ui	:	2,021	424 ui	98,959 ui	:	-	:
PT	34,433	n	42,658 ui	:	2,466	210	80,192 ui	21,105 ui	-	21,105 ui
RO	4,409	-	17,461	-	2,412 ui	n	24,282 ui	29,793	-	29,793
SI	1,611 ui	-	847 ui	43 e	357 ui	:	3,045 ui	397	-	397
SK	349	-	9,982	:	4,605	461 ui	15,404 ui	:	-	:
FI	14,288 e	1,121 e	1,222	:	1,066 e	336	18,914 ui	19,369	-	19,369
SE	6,071 ui	95	15,651	1,263	-	271	23,351 ui	55,737	-	55,737
UK	195,458 ui	-	:	:	7,030	:	:	261,908	-	261,908
NO	6,162 ui	:	1,123 ui	1,822	796	16	9,919 ui	11,764 e	-	11,764 e

Key : Not available; : n Not significant; - Not applicable or real zero or zero by default; 0 or 0.00 Less than half of the unit used; e Estimated value; ui Unreliable or uncertain data; participant data complete for interventions covering >=80% but <100% of expenditure

DK Data refer to 2004

C.1.3 LMP stocks by category (women), 2005

EUROSTAT	Number of participants									
	2	3	4	5	6	7	LMP measures (Categories 2-7)	8	9	LMP supports (Categories 8-9)
	Training	Job rotation and job sharing	Employment incentives	Supported employment and rehabilitation	Direct job creation	Start-up incentives		Out-of-work income maintenance and support	Early retirement	
EU-27	1,220,593 ui	:	:	:	525,184 ui	:	:	5,110,199 ui	:	5,475,628 ui
EU-15	1,107,236 ui	:	:	:	426,545 ui	:	:	4,629,604 ui	:	4,760,732 ui
BE	:	-	41,549	12,412 ui	55,362 ui	:	139,219 ui	311,874	17,093	328,967
BG	8,407 ui	-	8,725 ui	580	29,199 ui	435 e	47,346 ui	46,105	-	46,105
CZ	3,966	-	:	:	:	:	:	71,718	-	71,718
DK	28,590 e	-	17,589 ui	:	7 e	-	65,944 ui	109,790 e	:	:
DE	405,213 e	1,347 e	38,462 e	56,406 e	147,595 e	136,753 e	785,776 e	:	:	:
EE	671 s	-	560	-	10 s	18 s	1,259 s	:	-	:
IE	14,680 ui	-	2,515 ui	:	13,709	1,282	32,302 ui	57,386	2,425	59,811
EL	:	-	:	:	-	:	:	:	-	:
ES	91,774 ui	:	:	15,353 ui	:	:	:	672,094	:	672,185 ui
FR	:	-	222,550 ui	:	161,885	:	:	1,266,948 ui	32,809	1,299,757 ui
IT	:	14,886	262,803 ui	-	23,018	:	:	264,971 ui	17,477	282,448 ui
CY	:	:	:	:	:	:	:	:	:	:
LV	4,219	-	876 s	144	1,203	-	6,442 s	19,313 e	-	19,313 e
LT	3,108	-	:	:	3,196	:	:	9,255	2,932	12,187
LU	814	-	:	n	134	n	:	2,208 ui	:	:
HU	:	-	:	-	7,119	:	:	66,816	1,326	68,142
MT	:	-	:	:	:	:	:	:	:	:
NL	:	-	:	25,795 ui	-	-	:	340,420 ui	-	340,420 ui
AT	42,086 e	5	16,112 ui	:	2,768	832 e	62,294 ui	92,325 ui	28,331	120,656 ui
PL	74,064 ui	-	41,303 ui	:	5,382	1,065 s	211,696 ui	159,915	223,819	383,734
PT	26,379	n	43,682 ui	:	15,538	2,184	88,025 ui	166,241 ui	2,768	169,009 ui
RO	6,251	-	29,287	-	5,742	n	41,280	100,141	-	100,141
SI	2,117 ui	-	2,076 ui	56 e	1,981 ui	:	7,147 ui	7,331	-	7,331
SK	3,003	-	10,202	4,411	44,807	4,257	66,680	:	6,224	:
FI	26,804 e	5,112	10,876	:	5,918 e	1,713	52,620 ui	126,131	25,118	151,249
SE	24,033 ui	6,555	41,393	15,670	-	2,285	89,936 ui	201,467	-	201,467
UK	:	-	:	:	:	:	:	232,205	-	232,205
NO	21,935 ui	:	1,895 ui	5,118	4,260	138	33,346 ui	51,511 e	-	51,511 e

Key : Not available; - Not significant; - Not applicable or real zero or zero by default; 0 or 0.00 Less than half of the unit used; e Estimated value; s Eurostat estimate; ui Unreliable or uncertain data; participant data complete for interventions covering >=80% but <100% of expenditure

DK Data refer to 2004

C.1.4 Share of LMP stocks by category (total), 2005

eurostat	% total stock in categories 2-7					% total stock in categories 8-9				
	2 Training	3 Job rotation and job sharing	4 Employment incentives	5 Supported employment and rehabilitation	6 Direct job creation	7 Start-up incentives	LMP measures (Categories 2-7)	8 Out-of-work income maintenance and support	9 Early retirement	LMP supports (Categories 8-9)
EU-27	33.1 ui	1.2 e	41.7 ui	8.9 ui	10.5 ui	4.6 ui	100.0 ui	93.4 ui	6.6 ui	100.0 ui
EU-15	34.6 ui	1.3 e	43.4 ui	6.9 ui	9.0 ui	4.8 ui	100.0 ui	96.1 ui	3.9 ui	100.0 ui
BE	40.5	-	21.7	9.7	28.0 ui	:	100.0 ui	85.0	15.0	100.0
BG	15.3 e	-	15.5 e	1.2	65.8 e	2.1 e	100.0 e	100.0	-	100.0
CZ	10.0	-	38.7	26.5	15.6	9.2	100.0	100.0	-	100.0
DK	34.4 e	-	24.4 e	41.2 e	0.0 e	-	100.0 e	71.7 e	28.3 e	100.0 e
DE	49.7 e	0.1 e	5.5 e	8.3 e	18.8 e	17.6 e	100.0 e	98.7 e	1.3 e	100.0 e
EE	52.1	-	45.2	-	1.3 s	1.5 s	100.0 s	100.0	-	100.0
IE	40.4 ui	-	9.9	:	39.3	8.5	100.0 ui	93.0	7.0	100.0
EL	:	-	:	:	-	:	:	:	-	:
ES	:	-	:	:	:	:	:	99.8	:	100.0 ui
FR	35.6 e	-	34.6 ui	8.3 e	17.3	4.2 e	100.0 ui	96.1 e	3.9	100.0 e
IT	46.6 ui	1.2	48.0 e	-	3.1	1.0 ui	100.0 ui	87.9 e	12.1	100.0 e
CY	:	:	:	:	:	:	:	:	:	:
LV	55.8	-	16.3 s	2.9	25.0	-	100.0 s	100.0 e	-	100.0 e
LT	:	-	:	:	:	:	:	69.5	30.5	100.0
LU	:	-	:	:	:	:	:	84.5 s	15.5	100.0 s
HU	19.9	-	51.1 ui	-	23.2	5.8	100.0 ui	95.9	4.1	100.0
MT	:	:	:	:	:	:	:	:	:	:
NL	36.0	-	17.4	46.6	-	-	100.0	100.0	-	100.0
AT	58.5 e	0.0	34.3 e	:	4.3	1.7 e	100.0 ui	78.3	21.7	100.0
PL	24.3 s	:	19.8 ui	:	2.1	0.6 s	100.0 ui	42.7	57.3	100.0
PT	30.8	:	52.2 ui	:	12.9	3.7	100.0 ui	96.1 ui	3.9	100.0 ui
RO	13.0	-	63.3	-	23.8	:	100.0	100.0	-	100.0
SI	21.5 ui	-	41.7 ui	0.7 e	21.4 ui	:	100.0 ui	100.0	-	100.0
SK	3.0	-	10.8	4.9	73.5	7.8	100.0	70.3	29.7	100.0
FI	50.5	7.0	20.0	8.7 e	9.9	3.9	100.0 e	84.2	15.8	100.0
SE	24.4	4.7	51.2	16.9	-	2.8	100.0	100.0	-	100.0
UK	93.9	-	:	:	3.0	:	100.0 ui	100.0	-	100.0
NO	61.3	-	8.5	17.5	12.2	0.6	100.0	100.0 e	-	100.0 e

Key : Not available; :n Not significant; - Not applicable or real zero or zero by default; 0 or 0.00 Less than half of the unit used; e Estimated value; ui Unreliable or uncertain data; participant data complete for interventions covering >=80% but <100% of expenditure

DK Data refer to 2004

C.1.5 Share of LMP stocks by category (under 25s), 2005

	% total stock in categories 2-7					% total stock in categories 8-9				
	2 Training	3 Job rotation and job sharing	4 Employment incentives	5 Supported employment and rehabilitation	6 Direct job creation	7 Start-up incentives	LMP measures (Categories 2-7)	8 Out-of-work income maintenance and support	9 Early retirement	LMP supports (Categories 8-9)
EU-27	:	:	:	:	:	:	:	:	:	:
EU-15	:	:	:	:	:	:	:	:	:	:
BE	:	-	:	:	:	:	:	100.0 e	-	100.0 e
BG	37.2 ui	-	20.3 ui	0.3	39.5 ui	2.7 ui	100.0 ui	100.0	-	100.0
CZ	:	-	:	:	:	:	:	:	-	:
DK	60.5 e	-	34.5 ui	-	- e	-	100.0 ui	100.0 e	- e	100.0 e
DE	76.4 ui	:	2.2 ui	12.4 ui	:	2.4 ui	100.0 ui	:	-	:
EE	57.9 s	-	41.8	-	- s	0.3 s	100.0 s	:	-	:
IE	90.5 ui	-	2.4 ui	:	5.1	0.5	100.0 ui	100.0	-	100.0
EL	:	-	:	:	-	:	:	:	-	:
ES	:	-	:	:	:	:	:	100.0	-	100.0
FR	53.0 ui	-	37.3 ui	:	9.0	:	100.0 ui	100.0 ui	-	100.0 ui
IT	:	0.5	18.6 ui	-	0.0	0.3 ui	100.0 ui	:	-	:
CY	:	-	:	1.6 e	:	:	:	:	:	:
LV	49.9 s	-	43.6 ui	:	5.0 s	-	100.0 ui	100.0 e	-	100.0 e
LT	:	-	:	:	:	:	:	100.0	-	100.0
LU	:	-	:	:	:	:	:	100.0 ui	-	100.0 ui
HU	:	-	:	-	:	:	:	100.0	-	100.0
MT	:	-	:	:	:	:	:	:	-	:
NL	:	-	:	:	-	-	:	:	-	:
AT	88.3 e	0.0	7.7 ui	:	3.4	0.4 e	100.0 ui	99.6	0.4	100.0
PL	78.8 ui	: n	11.1 ui	:	2.0	0.4 ui	100.0 ui	:	-	:
PT	42.9	: n	53.2 ui	:	3.1	0.3	100.0 ui	100.0 ui	-	100.0 ui
RO	18.2	-	71.9	-	9.9 ui	:	100.0 ui	100.0	-	100.0
SI	52.9 ui	-	27.8 ui	1.4 e	11.7 ui	:	100.0 ui	100.0	-	100.0
SK	2.3	-	64.8	:	29.9	3.0 ui	100.0 ui	:	-	:
FI	75.5 e	5.9 e	6.5	:	5.6 e	1.8	100.0 ui	100.0	-	100.0
SE	26.0 ui	0.4	67.0	5.4	-	1.2	100.0 ui	100.0	-	100.0
UK	:	-	:	:	:	:	:	100.0	-	100.0
NO	62.1 ui	:	11.3 ui	18.4	8.0	0.2	100.0 ui	100.0 e	-	100.0 e

Key : Not available; : n Not significant; - Not applicable or real zero or zero by default; 0 or 0.00 Less than half of the unit used; e Estimated value; s Eurostat estimate; ui Unreliable or uncertain data; participant data complete for interventions covering >=80% but <100% of expenditure

DK Data refer to 2004

C.1.6 Share of LMP stocks by category (women), 2005

	% total stock in categories 2-7					% total stock in categories 8-9				
	2	3	4	5	6	7	LMP measures (Categories 2-7)	8	9	LMP supports (Categories 8-9)
	Training	Job rotation and job sharing	Employment incentives	Supported employment and rehabilitation	Direct job creation	Start-up incentives	LMP measures (Categories 2-7)	Out-of-work income maintenance and support	Early retirement	LMP supports (Categories 8-9)
EU-27	:	:	:	:	:	:	:	93.3 ui	:	100.0 ui
EU-15	:	:	:	:	:	:	:	97.2 ui	:	100.0 ui
BE	:	-	29.8	8.9 ui	39.8 ui	:	100.0 ui	94.8	5.2	100.0
BG	17.8 ui	-	18.4 ui	1.2	61.7 ui	0.9 e	100.0 ui	100.0	-	100.0
CZ	:	-	:	:	:	:	:	100.0	-	100.0
DK	43.4 e	-	26.7 ui	:	0.0 e	-	100.0 ui	:	:	:
DE	51.6 e	0.2 e	4.9 e	7.2 e	18.8 e	17.4 e	100.0 e	:	:	:
EE	53.3 s	-	44.5	-	0.8 s	1.4 s	100.0 s	:	-	:
IE	45.4 ui	-	7.8 ui	:	42.4	4.0	100.0 ui	95.9	4.1	100.0
EL	:	-	:	:	-	:	:	:	-	:
ES	:	:	:	:	:	:	:	100.0	:	100.0 ui
FR	:	-	:	:	:	:	:	97.5 ui	2.5	100.0 ui
IT	:	:	:	-	:	:	:	93.8 ui	6.2	100.0 ui
CY	:	:	:	:	:	:	:	:	:	:
LV	65.5	-	13.6 s	2.2	18.7	-	100.0 s	100.0 e	-	100.0 e
LT	:	-	:	:	:	:	:	75.9	24.1	100.0
LU	:	-	:	:	:	:	:	:	:	:
HU	:	-	:	-	:	:	:	98.1	1.9	100.0
MT	:	-	:	:	:	:	:	:	:	:
MT	:	-	:	:	:	:	:	:	:	:
NL	:	-	:	:	-	-	:	100.0 ui	-	100.0 ui
AT	67.6 e	0.0	25.9 ui	:	4.4	1.3 e	100.0 ui	76.5 ui	23.5	100.0 ui
PL	35.0 ui	-	19.5 ui	:	2.5	0.5 s	100.0 ui	41.7	58.3	100.0
PT	30.0	:	49.6 ui	:	17.7	2.5	100.0 ui	98.4 ui	1.6	100.0 ui
RO	15.1	-	70.9	-	13.9	:	100.0	100.0	-	100.0
SI	29.6 ui	-	29.0 ui	0.8 e	27.7 ui	:	100.0 ui	100.0	-	100.0
SK	4.5	-	15.3	6.6	67.2	6.4	100.0	:	:	:
FI	50.9 e	9.7	20.7	:	11.2 e	3.3	100.0 ui	83.4	16.6	100.0
SE	26.7 ui	7.3	46.0	17.4	-	2.5	100.0 ui	100.0	-	100.0
UK	:	-	:	:	:	:	:	100.0	-	100.0
NO	65.8 ui	:	5.7 ui	15.3	12.8	0.4	100.0 ui	100.0 e	-	100.0 e

Key : Not available; : n Not significant; - Not applicable or real zero or zero by default; 0 or 0.00 Less than half of the unit used; e Estimated value; s Eurostat estimate; ui Unreliable or uncertain data; participant data complete for interventions covering >=80% but <100% of expenditure

DK Data refer to 2004

C.2 LMP entrants by type of action

C.2.1 LMP entrants by category (total), 2005

eurostat	Number of participants									
	2	3	4	5	6	7	LMP measures (Categories 2-7)	8	9	LMP supports (Categories 8-9)
	Training	Job rotation and job sharing	Employment incentives	Supported employment and rehabilitation	Direct job creation	Start-up incentives		Out-of-work income maintenance and support	Early retirement	
EU-27	5,799,863 ui	84,889 ui	:	:	1,956,037 ui	616,094 ui	:	:	:	:
EU-15	5,122,114 ui	84,883 ui	:	:	1,401,688 ui	538,464 ui	:	:	:	:
BE	:	-	:	:	:	:	:	:	:	:
BG	62,359	-	15,583	2,418	135,944	23,909	240,213	157,248	-	157,248
CZ	41,323	-	26,968	2,791	16,846	2,198	90,126	337,937	-	337,937
DK	204,323 e	-	109,154 ui	:	5 e	-	326,510 ui	585,888 e	:	:
DE	1,977,530 e	2,972 e	441,419 e	116,822 e	748,912 e	291,146 e	3,578,801 e	:	45,572 e	:
EE	9,852	-	728	-	189	340	11,109	50,381	-	50,381
IE	:	-	:	:	32,412	:	:	253,269	:	253,269 ui
EL	32,271 ui	-	17,261 ui	:	-	:	49,532 ui	455,623	-	455,623
ES	717,559	60,443	1,058,436	22,803	166,303	133,606 ui	2,159,150 ui	3,500,932	26,956 ui	3,527,888 ui
FR	820,725	-	760,449 e	:	340,117	71,140	1,992,431 ui	2,055,033 ui	16,187	2,071,220 ui
IT	:	:	:	-	1,922	15,502	:	:	204	:
CY	:	:	:	:	:	:	:	:	:	:
LV	27,274	-	10,652	383	14,446	-	52,755	37,947	-	37,947
LT	25,209	-	10,004	688	39,281	4,426	79,608	49,479	27	49,506
LU	3,124 s	-	:	1,041	:	19	:	37,536	518	38,054
HU	37,888	-	52,567 ui	-	53,302	3,097	146,854 ui	346,525	2,900	349,425
MT	:	:	:	:	:	:	:	:	:	:
NL	:	-	:	43,204 e	-	-	:	:	-	:
AT	698,595	27	74,722	:	10,989	9,668	808,556 ui	945,130 e	53,002	998,132 e
PL	383,532 ui	6	240,498 ui	:	69,180	24,865 ui	942,677 ui	675,541	:	:
PT	67,922	1	38,474 ui	10,125	34,871	1,640	153,033 ui	200,806 ui	:	200,806 ui
RO	43,416	-	83,069	-	66,296	7,050	199,831	347,580	-	347,580
SI	11,596 ui	-	2,768 ui	1,017 e	6,048 e	:	23,073 ui	:	-	:
SK	35,300	-	29,255	:	152,817	10,101	227,916 ui	:	:	:
FI	135,121	11,207	31,641	29,182 e	22,975	6,914	237,040 e	258,848	10,424	269,272
SE	152,358	10,223	158,914	36,376 ui	-	8,446	366,317 ui	833,751	-	833,751
UK	:	-	:	:	30,060	:	:	197,450	-	197,450
NO	93,360	-	16,284	26,973	17,229	1,210	155,056	159,425 e	-	159,425 e

Key : Not available; :n Not significant; - Not applicable or real zero or zero by default; 0 or 0.00 Less than half of the unit used; e Eurostat estimate; ui Unreliable or uncertain data; participant data complete for interventions covering >=80% but <100% of expenditure

DK Data refer to 2004

C.2.2 LMP entrants by category (under 25s), 2005

eurostat	Number of participants									
	2	3	4	5	6	7	LMP measures (Categories 2-7)	8	9	LMP supports (Categories 8-9)
	Training	Job rotation and job sharing	Employment incentives	Supported employment and rehabilitation	Direct job creation	Start-up incentives		Out-of-work income maintenance and support	Early retirement	
EU-27	:	:	:	:	345,927 ui	56,134 ui	:	:	441 ui	:
EU-15	:	:	:	:	294,155 ui	44,746 ui	:	:	441 e	:
BE	:	-	:	:	:	:	:	:	-	:
BG	17,804 ui	-	3,403 ui	67	10,907 ui	:	35,593 ui	12,493 ui	-	12,493 ui
CZ	10,105	-	10,484 ui	:	2,469	:	:	:	-	:
DK	31,578 e	-	15,509 ui	:	- e	-	47,466 ui	76,562 ui	- e	76,562 ui
DE	908,657 ui	:	105,330 ui	81,096 ui	:	19,635 ui	1,282,453 ui	:	-	:
EE	2,261 s	-	139 s	-	2	13	2,415 s	:	-	:
IE	:	-	:	:	832	:	:	64,100 ui	-	64,100 ui
EL	:	-	3,626 ui	:	-	:	:	:	-	:
ES	246,550	:	179,538 ui	4,265	16,668	16,054 ui	463,268 ui	371,990 ui	-	371,990 ui
FR	455,085 ui	-	:	:	66,128	:	744,026 ui	467,475 ui	-	467,475 ui
IT	:	:	:	-	:	1,684 ui	:	:	-	:
CY	:	:	:	:	:	:	:	:	:	:
LV	5,287	-	9,695	47	661	-	15,690	5,291 ui	-	5,291 ui
LT	4,465	-	2,786 ui	44	5,028	630	12,953 ui	:	-	3,034 ui
LU	2,024 s	-	:	:	:	:	:	1,559 ui	-	1,559 ui
HU	:	-	:	-	7,610	:	:	34,183	-	34,183
MT	:	-	:	:	:	:	:	:	-	:
NL	:	-	:	1,563 ui	:	-	:	:	-	:
AT	214,150	9	6,600 ui	:	2,308	589	225,029 ui	184,788	441	185,229
PL	226,892 ui	:	28,189 ui	:	11,808	5,083 ui	279,546 ui	:	:	:
PT	29,302 ui	:	20,990 ui	:	4,284	55	54,707 ui	28,965 ui	-	28,965 ui
RO	14,005	-	22,888 ui	-	7,495 ui	1,447	45,835 ui	62,891	-	62,891
SI	4,691 ui	-	667 ui	151 e	687 e	:	6,302 ui	:	-	:
SK	2,919	-	18,818	:	5,105	481 ui	27,324 ui	:	:	:
FI	44,509	1,889	2,102	:	2,907	687	56,343 ui	37,770 ui	-	37,770 ui
SE	27,292 ui	115	57,452 ui	4,031 ui	-	486	89,376 ui	196,218 ui	-	196,218 ui
UK	:	-	:	:	30,060	:	:	:	-	:
NO	16,943 ui	:	3,253 ui	3,698	1,585	64	25,543 ui	23,613 e	-	23,613 e

Key : Not available; : n Not significant; - Not applicable or real zero or zero by default; 0 or 0.00 Less than half of the unit used; e Estimated value; ui Unreliable or uncertain data; participant data complete for interventions covering >=80% but <100% of expenditure

DK Data refer to 2004

C.2.3 LMP entrants by category (women), 2005

eurostat	Number of participants									
	2	3	4	5	6	7	LMP measures (Categories 2-7)	8	9	LMP supports (Categories 8-9)
	Training	Job rotation and job sharing	Employment incentives	Supported employment and rehabilitation	Direct job creation	Start-up incentives		Out-of-work income maintenance and support	Early retirement	
EU-27	:	66,628 ui	:	:	887,443 ui	:	:	:	:	:
EU-15	:	66,628 ui	:	:	650,725 ui	:	:	:	:	:
BE	:	-	:	:	:	:	:	:	:	:
BG	37,333 ui	-	8,821 ui	1,215	66,722 ui	5,756 ui	119,847 ui	94,383 ui	-	94,383 ui
CZ	24,172	-	12,113 ui	:	6,031	:	:	164,292 ui	-	164,292 ui
DK	102,800 e	-	56,078 ui	:	2 e	-	166,127 ui	284,032 ui	:	:
DE	:	:	144,973 ui	41,279 ui	:	91,971 ui	1,190,699 ui	:	:	:
EE	6,675 s	-	475 s	-	77	219	7,446 s	:	-	:
IE	:	-	:	:	18,905	:	:	99,589 ui	:	99,589 ui
EL	:	-	7,154 ui	:	-	:	:	:	-	:
ES	344,218	50,699	433,837 ui	9,025	94,789	46,873 ui	979,441 ui	1,777,887 ui	7,166 ui	1,785,053 ui
FR	375,216 ui	-	:	:	214,418	:	868,639 ui	975,166 ui	4,548	979,714 ui
IT	:	:	:	-	1,232	:	:	:	58	:
CY	:	:	:	:	:	:	:	:	:	:
LV	21,163	-	6,329	207	7,358	-	35,057	20,525 ui	-	20,525 ui
LT	14,423	-	6,006 ui	290	18,566	2,564	41,849 ui	:	6	21,911 ui
LU	1,253 s	-	:	:	:	n	:	3,517 ui	:	:
HU	:	-	:	-	20,943	:	:	168,251	500	168,751
MT	:	-	:	:	:	:	:	:	:	:
NL	:	-	:	2,189 ui	-	-	:	:	-	:
AT	367,659	16	32,236 ui	:	4,736	3,466	413,441 ui	348,567 ui	22,269	370,836 ui
PL	224,185 ui	-	102,689 ui	:	30,400	11,048 ui	457,760 ui	281,184	:	:
PT	39,891 ui	n	19,287 ui	:	25,562	604	85,376 ui	112,398 ui	:	112,398 ui
RO	22,351	-	39,252 ui	-	15,191	2,728	79,522 ui	143,328	-	143,328
SI	7,007 ui	-	1,654 ui	454 e	3,553 e	:	13,284 ui	:	-	:
SK	21,597	-	19,351	:	67,877	3,844	112,917 ui	:	:	:
FI	75,236	8,454	16,812	:	12,999	3,101	121,371 ui	132,891 ui	5,422	138,313 ui
SE	69,315 ui	6,971	60,146 ui	18,596 ui	-	3,364	158,392 ui	419,945 ui	-	419,945 ui
UK	:	-	:	:	:	:	:	:	-	:
NO	45,945 ui	:	5,830 ui	12,603	9,870	470	74,718 ui	75,954 e	-	75,954 e

Key : Not available; : n Not significant; - Not applicable or real zero or zero by default; 0 or 0.00 Less than half of the unit used; e Estimated value; ui Unreliable or uncertain data; participant data complete for interventions covering >=80% but <100% of expenditure

DK Data refer to 2004

C.2.4 Share of LMP entrants by category (total), 2005

	% total entrants in categories 2-7					% total entrants in categories 8-9				
	2	3	4	5	6	7	LMP measures (Categories 2-7)	8	9	LMP supports (Categories 8-9)
	Training	Job rotation and job sharing	Employment incentives	Supported employment and rehabilitation	Direct job creation	Start-up incentives	LMP measures (Categories 2-7)	Out-of-work income maintenance and support	Early retirement	LMP supports (Categories 8-9)
EU-27	:	:	:	:	:	:	:	:	:	:
EU-15	:	:	:	:	:	:	:	:	:	:
BE	:	-	:	:	:	:	:	:	:	:
BG	26.0	-	6.5	1.0	56.6	10.0	100.0	100.0	-	100.0
CZ	45.9	-	29.9	3.1	18.7	2.4	100.0	100.0	-	100.0
DK	62.6 e	-	33.4 ui	:	0.0 e	-	100.0 ui	:	:	:
DE	55.3 e	0.1 e	12.3 e	3.3 e	20.9 e	8.1 e	100.0 e	:	:	:
EE	88.7	-	6.6	-	1.7	3.1	100.0	100.0	-	100.0
IE	:	-	:	:	:	:	:	100.0	:	100.0 ui
EL	65.2 ui	-	34.8 ui	:	-	:	100.0 ui	100.0	-	100.0
ES	33.2	2.8	49.0	1.1	7.7	6.2 ui	100.0 ui	99.2	0.8 ui	100.0 ui
FR	41.2	-	38.2 e	:	17.1	3.6	100.0 ui	99.2 ui	0.8	100.0 ui
IT	:	:	:	-	:	:	:	:	:	:
CY	:	:	:	:	:	:	:	:	:	:
LV	51.7	-	20.2	0.7	27.4	-	100.0	100.0	-	100.0
LT	31.7	-	12.6	0.9	49.3	5.6	100.0	99.9	0.1	100.0
LU	:	-	:	:	:	:	:	98.6	1.4	100.0
HU	25.8	-	35.8 ui	-	36.3	2.1	100.0 ui	99.2	0.8	100.0
MT	:	:	:	:	:	:	:	:	:	:
NL	:	-	:	:	-	-	:	:	-	:
AT	86.4	0.0	9.2	:	1.4	1.2	100.0 ui	94.7 e	5.3	100.0 e
PL	40.7 ui	0.0	25.5 ui	:	7.3	2.6 ui	100.0 ui	:	:	:
PT	44.4	0.0	25.1 ui	6.6	22.8	1.1	100.0 ui	100.0 ui	:	100.0 ui
RO	21.7	-	41.6	-	33.2	3.5	100.0	100.0	-	100.0
SI	50.3 ui	-	12.0 ui	4.4 e	26.2 e	:	100.0 ui	:	-	:
SK	15.5	-	12.8	:	67.0	4.4	100.0 ui	:	:	:
FI	57.0	4.7	13.3	12.3 e	9.7	2.9	100.0 e	96.1	3.9	100.0
SE	41.6	2.8	43.4	9.9 ui	-	2.3	100.0 ui	100.0	-	100.0
UK	:	-	:	:	:	:	:	100.0	-	100.0
NO	60.2	-	10.5	17.4	11.1	0.8	100.0	100.0 e	-	100.0 e

Key : Not available; : n Not significant; - Not applicable or real zero or zero by default; 0 or 0.00 Less than half of the unit used; e Estimated value; ui Unreliable or uncertain data; participant data complete for interventions covering >=80% but <100% of expenditure
 DK Data refer to 2004

C.2.5 Share of LMP entrants by category (under 25s), 2005

	% total entrants in categories 2-7						% total entrants in categories 8-9			
	2	3	4	5	6	7	LMP measures (Categories 2-7)	8	9	LMP supports (Categories 8-9)
	Training	Job rotation and job sharing	Employment incentives	Supported employment and rehabilitation	Direct job creation	Start-up incentives		Out-of-work income maintenance and support	Early retirement	
EU-27	:	:	:	:	:	:	:	:	:	:
EU-15	:	:	:	:	:	:	:	:	:	:
BE	:	-	:	:	:	:	:	:	-	:
BG	50.0 ui	-	9.6 ui	0.2	30.6 ui	:	100.0 ui	100.0 ui	-	100.0 ui
CZ	:	-	:	:	:	:	:	:	-	:
DK	66.5 e	-	32.7 ui	:	- e	-	100.0 ui	100.0 ui	- e	100.0 ui
DE	70.9 ui	:	8.2 ui	6.3 ui	:	1.5 ui	100.0 ui	:	-	:
EE	93.6 s	-	5.8 s	-	0.1	0.5	100.0 s	:	-	:
IE	:	-	:	:	:	:	:	100.0 ui	-	100.0 ui
EL	:	-	:	:	:	:	:	:	-	:
ES	53.2	:	38.8 ui	0.9	3.6	3.5 ui	100.0 ui	100.0 ui	-	100.0 ui
FR	61.2 ui	-	:	:	8.9	:	100.0 ui	100.0 ui	-	100.0 ui
IT	:	-	:	-	:	:	:	:	-	:
CY	:	-	:	:	:	:	:	:	-	:
LV	33.7	-	61.8	0.3	4.2	-	100.0	100.0 ui	-	100.0 ui
LT	34.5	-	21.5 ui	0.3	38.8	4.9	100.0 ui	100.0 ui	-	100.0 ui
LU	:	-	:	:	:	:	:	100.0 ui	-	100.0 ui
HU	:	-	:	-	:	:	:	100.0	-	100.0 ui
MT	:	-	:	:	:	:	:	100.0	-	100.0
NL	:	-	:	:	-	-	:	:	-	:
AT	95.2	0.0	2.9 ui	:	1.0	0.3	100.0 ui	99.8	0.2	100.0
PL	81.2 ui	:	10.1 ui	:	4.2	1.8 ui	100.0 ui	:	:	:
PT	53.6 ui	:	38.4 ui	:	7.8	0.1	100.0 ui	100.0 ui	-	100.0 ui
RO	30.6	-	49.9 ui	-	16.4 ui	3.2	100.0 ui	100.0	-	100.0
SI	74.4 ui	-	10.6 ui	2.4 e	10.9 e	:	100.0 ui	:	-	:
SK	10.7	-	68.9	:	18.7	1.8 ui	100.0 ui	:	:	:
FI	79.0	3.4	3.7	:	5.2	1.2	100.0 ui	100.0 ui	-	100.0 ui
SE	30.5 ui	0.1	64.3 ui	4.5 ui	-	0.5	100.0 ui	100.0 ui	-	100.0 ui
UK	:	-	:	:	:	:	:	:	-	:
NO	66.3 ui	:	12.7 ui	14.5	6.2	0.3	100.0 ui	100.0 e	-	100.0 e

Key : Not available; : n Not significant; - Not applicable or real zero or zero by default; 0 or 0.00 Less than half of the unit used; e Estimated value; ui Unreliable or uncertain data; participant data complete for interventions covering >=80% but <100% of expenditure

DK Data refer to 2004

C.2.6 Share of LMP entrants by category (women), 2005

	% total entrants in categories 2-7							% total entrants in categories 8-9		
	2	3	4	5	6	7	Total LMP measures (categories 2-7)	8	9	Total LMP supports (categories 8-9)
	Training	Job rotation and job sharing	Employment incentives	Supported employment and rehabilitation	Direct job creation	Start-up incentives	Total LMP measures (categories 2-7)	Out-of-work income maintenance and support	Early retirement	Total LMP supports (categories 8-9)
EU-27	:	:	:	:	:	:	:	:	:	:
EU-15	:	:	:	:	:	:	:	:	:	:
BE	:	-	:	:	:	:	:	:	:	:
BG	31.2 ui	-	7.4 ui	1.0	55.7 ui	4.8 ui	100.0 ui	100.0 ui	-	100.0 ui
CZ	:	-	:	:	:	:	:	100.0 ui	-	100.0 ui
DK	61.9 e	-	33.8 ui	:	0.0 e	-	100.0 ui	:	:	:
DE	:	:	12.2 ui	3.5 ui	:	7.7 ui	100.0 ui	:	:	:
EE	89.6 s	-	6.4 s	-	1.0	2.9	100.0 s	:	-	:
IE	:	-	:	:	:	:	:	100.0 ui	:	100.0 ui
EL	:	-	:	:	:	:	:	:	-	:
ES	35.1	5.2	44.3 ui	0.9	9.7	4.8 ui	100.0 ui	99.6 ui	0.4 ui	100.0 ui
FR	43.2 ui	-	:	:	24.7	:	100.0 ui	99.5 ui	0.5	100.0 ui
IT	:	:	:	-	:	:	:	:	:	:
CY	:	:	:	:	:	:	:	:	:	:
LV	60.4	-	18.1	0.6	21.0	-	100.0	100.0 ui	-	100.0 ui
LT	34.5	-	14.4 ui	0.7	44.4	6.1	100.0 ui	:	0.0	100.0 ui
LU	:	-	:	:	:	:	:	:	:	:
HU	:	-	:	-	:	:	:	:	0.3	100.0
MT	:	-	:	:	:	:	:	99.7	:	:
NL	:	-	:	:	:	-	:	:	:	:
AT	88.9	0.0	7.8 ui	:	1.1	0.8	100.0 ui	94.0 ui	6.0	100.0 ui
PL	49.0 ui	-	22.4 ui	:	6.6	2.4 ui	100.0 ui	:	:	:
PT	46.7 ui	:	22.6 ui	:	29.9	0.7	100.0 ui	100.0 ui	:	100.0 ui
RO	28.1	-	49.4 ui	-	19.1	3.4	100.0 ui	100.0	-	100.0
SI	52.7 ui	-	12.5 ui	3.4 e	26.7 e	:	100.0 ui	:	-	:
SK	19.1	-	17.1	:	60.1	3.4	100.0 ui	:	:	:
FI	62.0	7.0	13.9	:	10.7	2.6	100.0 ui	96.1 ui	3.9	100.0 ui
SE	43.8 ui	4.4	38.0 ui	11.7 ui	-	2.1	100.0 ui	100.0 ui	-	100.0 ui
UK	:	-	:	:	:	:	:	:	-	:
NO	61.5 ui	:	7.8 ui	16.9	13.2	0.6	100.0 ui	100.0 e	-	100.0 e

Key : Not available; : n Not significant; - Not applicable or real zero or zero by default; 0 or 0.00 Less than half of the unit used; e Estimated value; ui Unreliable or uncertain data; participant data complete for interventions covering >=80% but <100% of expenditure
 DK Data refer to 2004


C.3 Participant indicators

C.3.1 Regular activation, 2005

Regular activation is analysis indicator 19.A2 for monitoring of the European Employment Strategy. It is defined as:

Number of participants in LMP measures (categories 2-7) divided by the number of persons wanting to work (LFS unemployed plus labour reserve)

Activation per 100 persons wanting to work


	Activation per 100 persons wanting to work							Total regular activation in LMP measures (categories 2-7)
	2 Training	3 Job rotation and job sharing	4 Employment incentives	5 Supported employment and rehabilitation	6 Direct job creation	7 Start-up incentives		
EU-27	9.0 ui	0.3 e	11.3 ui	2.4 ui	2.8 ui	1.3 ui	27.2 ui	
EU-15	11.4 ui	0.4 e	14.3 ui	2.3 ui	3.0 ui	1.6 ui	33.1 ui	
BE	19.9	-	10.7	4.8	13.8 ui	:	49.2 ui	
BG	1.7 e	-	1.7 e	0.1	7.3 e	0.2 e	11.2 e	
CZ	0.9	-	3.4	2.3	1.3	0.8	8.7	
DK	16.3 e	-	11.6 e	19.6 e	0.0 e	-	47.4 e	
DE	13.4 e	0.0 e	1.5 e	2.2 e	5.1 e	4.7 e	26.9 e	
EE	0.8	-	0.7	-	0.0 s	0.0 s	1.6 s	
IE	14.1 ui	-	3.5	:	13.7	3.0	34.9 ui	
EL	:	-	:	:	-	:	:	
ES	6.9 ui	2.2	60.1 ui	1.0 ui	:	:	:	
FR	16.0 e	-	15.6 ui	3.7 e	7.8	1.9 e	45.0 ui	
IT	12.4 ui	0.3	12.8 e	-	0.8	0.3 ui	26.6 ui	
CY	:	:	:	:	:	:	:	
LV	1.9	-	0.6 s	0.1	0.9	-	3.4 s	
LT	2.6	-	:	:	3.2	0.1	:	
LU	19.4	-	:	: n	3.7	: n	:	
HU	2.1	-	5.4 ui	-	2.5	0.6	10.6 ui	
MT	:	:	:	:	:	:	:	
NL	14.9	-	7.2	19.3	-	-	41.4	
AT	11.3 e	0.0	6.7 e	:	0.8	0.3 e	19.4 ui	
PL	2.3 s	: n	1.9 ui	:	0.2	0.1 s	9.6 ui	
PT	10.0	: n	17.0 ui	:	4.2	1.2	32.6 ui	
RO	1.0	-	4.7	-	1.8	: n	7.4	
SI	2.6 ui	-	5.0 ui	0.1 e	2.5 ui	:	11.9 ui	
SK	0.9	-	3.2	1.4	21.4	2.3	29.2	
FI	10.6	1.5	4.2	1.8 e	2.1	0.8	21.0 e	
SE	6.9	1.3	14.5	4.8	-	0.8	28.3	
UK	6.4	-	:	:	0.2	:	6.8 ui	
NO	:	-	:	:	:	:	:	

Key : Not available; :n Not significant; - Not applicable or real zero or zero by default; 0 or 0.00 Less than half of the unit used; e Estimated value; s Eurostat estimate; ui Unreliable or uncertain data: participant data complete for interventions covering >=80% but <100% of expenditure
DK Data refer to 2004

C.4.1 LMP participants by intervention and by type of action: Belgique/België, 2005

		Category, intervention number and name	Number of participants										Notes	
			Men and women					Women						
			Total		Under 25s			Total		Total				
			16 Stock	17 Entrants	18 Exits	16 Stock	17 Entrants	18 Exits	16 Stock	17 Entrants	18 Exits	18 Exits		
1	Labour market services		229,072	:	:	:	:	:	:	:	117,611 e	:	:	
1.1	Vocational integration (RW)		15,250	:	:	:	:	:	:	:	9,705	:	:	
12	Regional employment missions (RW)		3,762	:	:	:	:	:	:	:	1,731	:	:	
30	Pathway to work (RF)		85,500	:	81,890	:	35,951	:	28,493	:	41,251	:	42,760	40,795
54	Restructuring support programme (retraining units) (RW)		2,389	:	:	:	:	:	:	:	551	:	:	
60	Re-employment fund (RF)		1,116	:	:	:	:	:	:	:	391	:	:	
65	Vocational integration (RBC)		28,815	:	:	:	:	:	:	:	14,702	:	:	1
68	Vocational guidance (RW)		70,794	:	:	:	:	:	:	:	38,653 e	:	:	
77	Vocational project contract (RBC)		21,446	:	8,152	:	6,285	:	3,843	:	10,627	:	6,109	3,983
78			11,865	:	:	:	:	:	:	:	:	:	:	1
2	Training		125,637	:	:	:	:	:	:	:	:	:	:	
2.1	Encouraging the unemployed to resume studying (Fed)		17,536	:	:	:	:	:	:	:	11,379	:	:	
3	Vocational training (RF)		25,492	:	42,614	:	8,426	:	20,532	:	12,507	:	24,410	19,711
40	Vocational training (RW)		64,316	:	:	:	:	:	:	:	:	:	:	
41	Vocational training (RBC)		2,932	:	7,256	:	:	:	1,945	:	1,490	:	3,525	3,489
42	Vocational training (Fed)		14,881	:	:	:	:	:	:	:	6,001	:	:	
43	Vocational training (CG)		:	:	:	:	:	:	:	:	:	:	:	2
44	Language training cheques (RBC)		:	:	:	:	:	:	:	:	:	:	:	3
64	Driving licences grants (RW)		215	:	:	:	:	:	:	:	:	:	:	
75	Training and integration contract (RW)		9,680	:	:	:	:	:	:	:	2,912	:	:	
13	Tutorial (RBC)		:	:	:	:	:	:	:	:	:	:	:	4
29	Support for the creation, extension and restructuring of enterprises (RBC)		:	:	:	:	:	:	:	:	:	:	:	
67	Language immersion grants (RW)		:	:	:	:	:	:	:	:	:	:	:	
2.3	Alternance training (Fed)		381	:	160	:	359	:	67	:	100	:	15	39
76	Alternance training (RW)		5,085	:	:	:	5,085 e	:	:	:	1,317	:	:	
2.4	Adjustment for double counting		-14,881	:	:	:	:	:	:	:	-6,001	:	:	
10				:	:	:	:	:	:	:	:	:	:	
83				:	:	:	:	:	:	:	:	:	:	
2.A	Job rotation and job sharing		-	:	-	:	-	:	-	:	-	:	-	-
3				:		:		:		:		:		

C.4.1 LMP participants by intervention and by type of action: Belgique/België, 2005

 Category, intervention number and name		Number of participants									
		Men and women					Women				
		Total		Under 25s			Total		Total		
		16 Stock	17 Entrants	18 Exits	16 Stock	17 Entrants	18 Exits	16 Stock	17 Entrants	18 Exits	Notes
4	Employment incentives	67,364	:	:	:	:	41,549	:	:	:	
39	Part-time workers receiving income guarantee allowance (Fed)	21,658	:	:	:	:	16,650	:	:	:	
4.1	Recruitment of unemployed persons in the context of economic expansion (RW)	:	:	:	:	:	:	:	:	:	4
22	Plan +1, +2, +3 (Fed)	8,770	6,304	11,678	1,697	1,408	2,211	3,788	2,416	4,824	
26	Relocation allowances for the unemployed (RBC)	:	:	:	:	:	:	:	:	:	1
28	Transition-to-work subsidy (RBC)	:	54	:	:	40	:	:	22	:	1
56	Wage-subsidies for integration enterprises (RBC)	-	-	-	-	-	-	-	-	-	5
61	Activa (Fed)	35,728	:	:	:	:	:	20,543	:	:	
70	Recruitment of unemployed persons in the context of economic expansion (RBC)	:	:	:	:	:	:	:	:	:	1
73	Insertion enterprises (RF)	1,208	900	341	167	157	70	568	539	131	
5	Supported employment and rehabilitation	30,008	:	:	:	:	12,412 ui	:	:	:	
79	Work and rehabilitation for disabled persons (RW)	6,441	:	:	389	:	:	4,491	:	:	1
82	Work and rehabilitation for disabled persons (RBC)	1,700	:	:	:	:	:	:	:	:	
5.1	Social workshops (RF)	2,846	564	604	28	36	19	1,154	196	217	
84	Sheltered work place (RF)	12,182	:	:	:	:	:	4,751	:	:	
86	CAO 26 and Flemish insertion scheme (RF)	5,997	:	:	:	:	:	1,679	:	:	
5.2	Pathway to work and training in CBO (RF)	842	:	:	:	:	:	337	:	:	
6	Direct job creation	86,852 ui	:	:	:	:	55,362 ui	:	:	:	
14	Third working circuit (RW, RF)	969	:	:	:	:	:	600	:	:	4
18	Subsided contractors (Fed, RF, RW, RBC, CG)	33,958	8,828	7,988	2,231	2,565	1,709	23,060	6,028	5,382	
19	Promoting employment in the non-market sector - FBI (Fed)	:	:	:	:	:	:	:	:	:	
21	Local employment agencies (Fed)	1,160	:	:	:	:	:	703	:	:	6
27	Transition-to-work scheme (RF)	2,979	3,635	3,277	439	637	547	1,790	2,153	1,927	
52	First job agreement in projects of public interest (RBC)	:	61	51	:	59	45	:	21	19	1
63	Support for the promotion of employment (APE) - Market and non-market sectors (RW)	43,714	:	:	:	:	:	27,399	:	:	
71	Transition-to-work scheme (RBC)	592	:	:	:	:	:	:	:	:	
72	Transition-to-work scheme (RW)	3,480	:	:	:	:	:	1,810	:	:	

C.4.1 LMP participants by intervention and by type of action: Belgique/België, 2005

eurostat	Category, intervention number and name	Men and women										Number of participants							
		Total					Under 25s					Women			Notes				
		17 Entrants		18 Exits			16 Stock		17 Entrants			18 Exits	16 Stock			17 Entrants	18 Exits		
7	Start-up incentives	:	:	:	:	:	:	:	:	:	:	:	:	:	:	:	:	:	:
34	Loans for unemployed persons (Fed)	:	:	:	:	:	:	:	:	:	:	:	:	:	:	:	:	:	:
45	Support for the creation and management of enterprises (RBC)	592	s	383	:	:	125	s	78	:	:	191	s	153	:	:	:	:	:
8	Out-of-work income maintenance and support	607,500	:	:	:	:	73,245	e	:	:	:	311,874	:	:	:	:	:	:	:
8.1	[Component] Unemployment benefit (Fed) - Full UB	573,135	:	:	:	:	69,869	e	:	:	:	304,994	:	:	:	:	:	:	:
8.2	[Component] Unemployment benefit (Fed) - Partial UB	34,365	:	:	:	:	3,376	e	:	:	:	6,880	:	:	:	:	:	:	:
8.5	[Component] Unemployment benefit (Fed) - Bankruptcy compensation	-	:	:	:	:	-	:	:	:	-	:	:	:	:	:	:	:	:
9	Early retirement	106,994	:	:	:	:	-	:	-	:	-	17,093	:	:	:	:	:	:	:
9.1	Early retirement by collective agreement (Fed)	106,994	:	:	:	:	-	:	-	:	-	17,093	:	:	:	:	:	:	:
2-7	Total LMP measures (categories 2-7)	310,453	ui	:	:	:	73,245	e	:	:	:	139,219	ui	:	:	:	:	:	:
8-9	Total LMP supports (categories 8-9)	714,494	:	:	:	:	73,245	e	:	:	:	328,967	:	:	:	:	:	:	:

Key : Not available; : Not significant; - Not applicable or real zero or zero by default; 0 or 0.00 Less than half of the unit used; e Eurostat estimate; ui Unreliable or uncertain data; participant data complete for interventions covering >=80% but <100% of expenditure

1 Stock: end-year figure.

2 All participants are double-counted with measures BE-40 to BE-42 (see BE-83).

3 Participants are included in BE-41 Vocational training (RW).

4 Intervention coming to an end.


5 Intervention not applied in 2005.

6 This intervention is being replaced by the Titres-services (measure which is not reported in the LMP database because it's not targeted). This explains the drop in participants.

C.4.2 LMP participants by intervention and by type of action: България (България), 2005

Category, intervention number and name		Men and women										Number of participants			
		Total					Under 25s					Women			
		17 Entrants		18 Exits		16 Stock	17 Entrants		18 Exits		16 Stock	17 Entrants		18 Exits	Notes
		16 Stock	17 Entrants	18 Exits	16 Stock		17 Entrants	18 Exits	16 Stock	17 Entrants		18 Exits			
1	Labour market services	:	:	:	:	:	:	:	:	:	:	:	:	:	
1.1	Individual case-management	:	:	:	:	:	:	:	:	:	:	:	:	:	
2	Training	13,596 e	62,359	69,093 ui	3,880 ui	17,804 ui	19,452 ui	8,407 ui	37,333 ui	41,399 ui					
52	[Component] Free again -	: n	6	: n	: n	: n	: n	: n	: n	: n	2 s	: n			
54	[Component] Assistants for people with disabilities -	274 e	1,641	1,641	22 s	140 s	140 s	178 s	1,080 s	1,080 s		1,080 s			
2.1	Vocational training courses organised by the EA	4,448	33,149	43,021	1,333	9,940	12,863	2,964	20,463	26,125					
6	Employment protection and maintenance	14	11	11	: n	: n	: n	: n	: n	: n					
7	Computer training for young people	380 e	1,947	2,611	202 s	1,038 s	1,473 s	321 s	1,577	2,163 s					
8	Vocational training and social inclusion of school dropouts	44 e	293	231	:	:	:	24 s	157	124 s					
9	Social inclusion of young people leaving residential care homes	: n	16	: n	: n	: n	: n	: n	3	: n					
10	Back to work	33 e	156	162	-	-	-	33 e	156	162					
11	Programme for refugees	: n	34	: n	: n	: n	: n	: n	2	: n					
12	Regional programmes for literacy, vocational training and employment in public benefit activities	40 e	426	52 e	34 s	369 s	44 s	29 s	313	38 s					
13	New professional qualifications in the sphere of information technology and computer networks	: n	: n	: n	: n	: n	: n	: n	: n	: n					
42	[Component] Welfare to work - Training	147 e	880	:	10 s	71 s	:	72 s	432 s	:					
43	[Component] Employment for teachers in the training of disabled children - Training	29 e	174	172	- s	2 s	- s	25 s	156 s	143 s					
44	[Component] Beautiful Bulgaria -	409 e	2,468	2,443	:	:	:	:	:	:				1	
46	[Component] Programme for training and employment of disabled persons -	: n	: n	: n	: n	: n	: n	: n	: n	: n					
47	[Component] Reintegration of ex-convicts -	-	-	-	-	-	-	-	-	-					
49	[Component] Incentives for employers to hire unemployed benefit recipients in part-time working arrangements -	: n	2	: n	: n	: n	: n	: n	: n	: n				2	
2.4	Incentives for employers to provide internships for unemployed people aged under 29	2,995	8,061	6,737	1,855	5,261	4,013	1,745	4,762	3,787					
15	Incentives for employers to provide internships for the acquisition of qualifications	4,784	13,092	12,012	425	983	919	3,015	8,230	7,777					
16	Crafts training under the dual system	: n	3	: n	: n	: n	: n	: n	: n	: n					
3	Job rotation and job sharing	-	-	-	-	-	-	-	-	-					
3.1	Incentives for employers to hire unemployed people to fill in for employees attending training courses	-	-	-	-	-	-	-	-	-				3	

C.4.2 LMP participants by intervention and by type of action: България (България), 2005

 Category, intervention number and name		Number of participants										
		Men and women					Women					Notes
		Total		Under 25s			Total		Total			
		16 Stock	17 Entrants	18 Exits	16 Stock	17 Entrants	18 Exits	16 Stock	17 Entrants	18 Exits		
4	Employment incentives	13,796 e	15,583	12,166	2,119 ui	3,403 ui	2,558 ui	8,725 ui	8,821 ui	7,507 ui		
4.1	Incentives for employers to hire unemployed people aged under 29	3,179	4,598	3,932	1,702	2,804	2,074	1,692	2,287	2,100		
19	Incentives for employers to hire long-term unemployed	1,254	1,142	1,454	30	55	43	807	667	970		
20	Encouraging employer micro-enterprises to provide new jobs by subsidising the first 5 places	560	847	618	44	101	65	321	492	353		
21	Incentives for employers to hire unemployed people as part-timers	2,608	3,337	2,709	157	200	202	1,490	1,776	1,559		
22	Incentives for employers to create jobs for unemployed single parents with children up to 3 years old	716	855	731	187	243	174	714	853	730		
23	Incentives for employers to hire older unemployed	1,832	1,893	1,845	-	-	-	1,280	1,214	1,292		
24	Support in retirement	3,236	1,952	682	-	-	-	2,409	1,389	469		
45	[Component] Programme for agricultural producers -	: n	-	: n	: n	-	-	: n	-	: n	2	
46	[Component] Programme for training and employment of disabled persons -	23 e	214	59	: :	: :	: :	13 s	122	34 s	1	
47	[Component] Reintegration of ex-convicts -	7 e	10	4	: :	: :	: :	: :	: :	: :		
48	Encouraging geographical mobility of the unemployed	371 e	705	116	: :	: :	: :	: :	: :	: :		
49	[Component] Incentives for employers to hire unemployed benefit recipients in part-time working arrangements -	11 e	6	16	: n	: n	: n	: n	4	: n	2	
50	[Component] Entrepreneurship promotion -	: n	3	: n	: n	: n	: n	: n	: n	: n		
4.2	Employment protection and maintenance	-	21	-	-	: n	-	-	17	-		
5	Supported employment and rehabilitation	1,099	2,418	1,238	26	67	25	580	1,215	657		
5.1	Incentives for employers to create jobs for unemployed people with permanently reduced capacity to work	1,099	2,418	1,238	26	67	25	580	1,215	657		

C.4.2 LMP participants by intervention and by type of action: България (България), 2005

	Category, intervention number and name	Men and women										Number of participants				
		Total					Under 25s					Women				
		16 Stock		17 Entrants		18 Exits	16 Stock		17 Entrants		18 Exits	16 Stock		17 Entrants		18 Exits
		16 Stock	17 Entrants	18 Exits	16 Stock	17 Entrants	18 Exits	16 Stock	17 Entrants	18 Exits	16 Stock	17 Entrants	18 Exits	Notes		
6	Direct job creation	58,397 e	135,944	133,636	4,115 ui	10,907 ui	10,460 ui	29,199 ui	66,722 ui	64,821 ui						
28	Employment in public administration for young people with university degree	403	618	564	158	325	179	290	454	386						
29	Employment in support of the Bulgarian theatre	382	567	220	33	58	28	203	272	122						
30	Crop protection	366	1,016	1,062	17	49	51	12	39	40						
42	[Component] Welfare to work - Employment	46,101	110,169	110,169	3,131	8,861	8,861	22,482	54,108	54,108						
43	[Component] Employment for teachers in the training of disabled children - Employment	90	176	71	1	2	-	79	158	59						
44	[Component] Beautiful Bulgaria -	1,381 e	5,039	6,010	:	:	:	:	:	:						
51	Programme for reduction of poverty	711	1,529	955	75	191	100	359	736	531						
52	[Component] Free again -	:	23	:	:	:	:	:	3 s	:						
53	Teachers for vacation	75 e	166	33	:	:	:	:	:	:						
54	[Component] Assistants for people with disabilities -	8,889	16,641	14,552	700	1,421	1,241	5,774	10,952	9,575						
7	Start-up incentives	1,893 e	23,909	:	284 ui	:	:	435 e	5,756 ui	:						
26	Entrepreneurship promotion for people with reduced capacity	-	288	-	-	-	-	-	-	-						
31	Employment through business support (JOBS)	1,843	22,116	:	284	3,412	:	419	5,029	:						
32	Vocational training for beneficiaries of the "Micro-credit guarantee fund"	:	2	2	:	:	:	:	:	:						
33	Encouraging entrepreneurship among agricultural producers	-	897	-	-	-	-	-	376	-						
34	Programme for encouraging employment and vocational training in apiculture	50 e	299	295	:	:	:	16 e	96	95 e						
35	Entrepreneurial incentives for women in the sphere of childcare services	:	255	:	:	:	:	:	255	:						
45	[Component] Programme for agricultural producers -	-	-	-	-	-	-	-	-	-			2			
50	[Component] Entrepreneurship promotion -	-	52	-	-	-	-	-	-	-						
8	Out-of-work income maintenance and support	78,519	157,248	164,196	3,801	12,493 ui	11,545	46,105	94,383 ui	97,487						
8.1	Unemployment benefits	78,163	155,192	162,649	3,790	12,427	11,489	45,823	92,976	96,296						
8.3	Part-time unemployment benefits	356	1,782	1,547	11	66	56	282	1,407	1,191						
8.4	Redundancy compensation	-	274	-	-	-	-	-	-	-						
9	Early retirement	-	-	-	-	-	-	-	-	-						

C.4.2 LMP participants by intervention and by type of action: България (България), 2005

Category, intervention number and name	Number of participants											
	Men and women						Women					
	Total			Under 25s			Total			Total		
	16 Stock	17 Entrants	18 Exits	16 Stock	17 Entrants	18 Exits	16 Stock	17 Entrants	18 Exits	16 Stock	17 Entrants	18 Exits
2-7	88,781 e	240,213	216,430 ui	10,424 ui	35,593 ui	32,495 ui	47,346 ui	119,847 ui	114,479 ui			
8-9	78,519	157,248	164,196	3,801	12,493 ui	11,545	46,105	94,383 ui	97,487			

9

Key : Not available; :n Not significant; - Not applicable or real zero or zero by default; 0 or 0.00 Less than half of the unit used; e Eurostat estimate; ui Unreliable or uncertain data; participant data complete for interventions covering >=80% but <100% of expenditure

1 Mixed intervention (categories 2 and 4) - it is not possible to separate the data so all participants are allocated to employment incentives, which is the most important component.

2 Intervention ended.

3 Intervention not applied in 2005.

C.4.3 LMP participants by intervention and by type of action: Česká republika, 2005

	Category, intervention number and name	Number of participants												Notes		
		Men and women						Women								
		Total			Under 25s			Total			Total					
		16 Stock	17 Entrants	18 Exits	16 Stock	17 Entrants	18 Exits	16 Stock	17 Entrants	18 Exits	16 Stock	17 Entrants	18 Exits			
1	Labour market services	:	:	:	:	:	:	:	:	:	:	:	:	:	:	:
2	Training	6,002	41,323	37,188	1,513	10,105	9,653	3,966	24,172	21,762	3,966	24,172	21,762			
2	Retraining of the registered unemployed	6,002	41,323	37,188	1,513	10,105	9,653	3,966	24,172	21,762	3,966	24,172	21,762			
3	Job rotation and job sharing	-	-	-	-	-	-	-	-	-	-	-	-			
4	Employment incentives	23,153	26,968	34,029		10,484 ui	15,470 ui		12,113 ui	16,743 ui		12,113 ui	16,743 ui			
4.1	Subsidised new working places (SÚMP)	18,670	23,005	26,219		10,458	10,356		12,101	13,977		12,101	13,977			
9	Providing the working experience to graduates or obtaining the qualification by youngsters	2,243	28	5,581	1,976	24	5,112		11	2,765		11	2,765			1
19	Allowance for on-the-job training	67	310	330												
4.2	Contribution to employer for partial coverage of employees wages due to conversion to the new production program	8	16	16	1	2	2	1	1	1		1	1			
18	Allowance for transporting employees	2,165	3,609	1,883												
5	Supported employment and rehabilitation	15,846	2,791													
5.1	Contribution to employers for establishing and running sheltered workshops and working places	1,776	1,518	1,331		56	74		634	602		634	602			
16	Contribution to the employer whose more than 50% of employees are disabled persons	14,070	1,273													
6	Direct job creation	9,328	16,846	16,722		2,469			6,031	5,958		6,031	5,958			
8	Public works programme (VPP)	9,328	16,846	16,722		2,469			6,031	5,958		6,031	5,958			
7	Start-up incentives	5,480	2,198	3,697												
12	Contribution to registered unemployed with working limitations for working equipment when starting self-employment	151	74	112												
13	Self employment - publicly beneficial working places (SVC SÚPM)	5,329	2,124	3,585												
17	Bridging allowance	281	1,051	1,018												2
20	Adjustment for double counting	-281	-1,051	-1,018												

C.4.3 LMP participants by intervention and by type of action: Česká republika, 2005

	Category, intervention number and name	Number of participants												Notes
		Men and women						Women						
		Total			Under 25s			Total						
		16 Stock	17 Entrants	18 Exits	16 Stock	17 Entrants	18 Exits	16 Stock	17 Entrants	18 Exits	16 Stock	17 Entrants	18 Exits	
8	Out-of-work income maintenance and support	138,714	337,937	255,889	:	:	:	71,718	164,292 ui	110,589 ui				
8.1	Unemployment benefit for registered unemployed	138,714	331,980	249,971	:	:	:	71,718	164,292	110,589				
8.5	Protection of employees due to insolvency of the employer	-	5,957	5,918	-	:	:	-	:	:				
9	Early retirement	-	-	-	-	-	-	-	-	-				
2-7	Total LMP measures (categories 2-7)	59,809	90,126	:	:	:	:	:	:	:				
8-9	Total LMP supports (categories 8-9)	138,714	337,937	255,889	:	:	:	71,718	164,292 ui	110,589 ui				

Key : Not available; :n Not significant; - Not applicable or real zero or zero by default; 0 or 0.00 Less than half of the unit used; e Estimated value; s Eurostat estimate; ui Unreliable or uncertain data; participant data complete for interventions covering >=80% but <100% of expenditure

1 Intervention coming to an end.

2 All participants are double-counted with CZ-13.

C.4.4 LMP participants by intervention and by type of action: Denmark, 2005

Category, intervention number and name		Men and women										Number of participants		
		Total					Under 25s					Women		
		17 Entrants		18 Exits		16 Stock	17 Entrants		18 Exits		16 Stock	Total		
		16 Stock	17 Entrants	18 Exits	16 Stock		17 Entrants	18 Exits	17 Entrants	18 Exits		Notes		
1	Labour market services	:	:	:	:	:	:	:	:	:	:	:	:	:
2	Training	51,369 e	204,323 e	190,439 e	6,017 e	31,578 e	28,470 e	28,590 e	102,800 e	95,802 e				
2.1	Education and training	24,299 e	112,827 e	109,215 e	1,962 e	7,841 e	7,263 e	15,947 e	63,215 e	61,198 e	1			
9	Specially arranged activation	15,554 e	82,307 e	71,022 e	3,411 e	22,953 e	20,295 e	7,256 e	34,662 e	29,220 e	1			
33	Education of immigrants	5,361 e	5,673 e	7,318 e	644 e	784 e	912 e	3,158 e	3,393 e	4,227 e	1			
2.4	Adult apprenticeship support	6,155 e	3,516 e	2,884 e	- e	- e	- e	2,229 e	1,530 e	1,157 e	1			
3	Job rotation and job sharing	-	-	-	-	-	-	-	-	-				
4	Employment incentives	36,470 e	109,154 ui	85,740 ui	3,429 ui	15,509 ui	12,707 ui	17,589 ui	56,078 ui	43,780 ui				
4.1	Wage subsidies	20,248 e	66,467 e	49,471 e	1,335 e	4,611 e	3,367 e	10,465 e	34,749 e	25,772 e	1			
7	Practical work training in enterprises	9,988 e	42,519 e	35,538 e	2,094 e	10,898 e	9,340 e	5,230 e	21,222 e	17,515 e	1			
26	Servicejobs	2,916 e	168 e	731 e	- e	- e	- e	1,894 e	107 e	493 e	1			
30	Support of disabled	3,318 e	:	:	:	:	:	:	:	:	1			
5	Supported employment and rehabilitation	61,661 e	:	:	:	:	:	:	:	:				
5.1	Flex jobs, including flex jobs for self-employed	29,990 e	11,733 e	5,220 e	392 e	299 e	107 e	17,098 e	6,687 e	2,793 e	1			
22	Wage subsidies for persons, who receive early retirement pension (formerly known as light jobs)	5,987 e	1,295 e	1,168 e	102 e	80 e	30 e	2,660 e	560 e	522 e	1			
5.2	Rehabilitation	20,696 e	:	:	:	:	:	:	:	:	1			
28	Pre-rehabilitation	4,988 e	:	:	:	:	:	:	:	:	1			
6	Direct job creation	15 e	5 e	16 e	- e	- e	- e	7 e	2 e	9 e				
10	Voluntary unpaid activities	15 e	5 e	16 e	- e	- e	- e	7 e	2 e	9 e	1			
7	Start-up incentives	-	-	-	-	-	-	-	-	-				
8	Out-of-work income maintenance and support	201,210 e	585,888 e	610,418 e	14,345 e	76,562 ui	74,364 ui	109,790 e	284,032 ui	286,029 ui				
8.1	[Component] Unemployment insurance - Full time	169,314 e	429,118 e	457,121 e	7,917 e	31,314 e	30,869 e	93,155 e	218,586 e	231,191 e	2			
2	Social assistance (unemployment)	24,800 e	125,540 e	122,226 e	6,355 e	45,044 e	43,495 e	11,915 e	56,698 e	54,838 e	1			
29	Unemployment allowance	7,096 e	13,559 e	13,400 e	73 e	204 e	:	4,690 e	8,748 e	:	1			
8.2	[Component] Unemployment insurance - Partial	- e	- e	- e	- e	- e	- e	- e	- e	- e	2			
8.3	[Component] Unemployment insurance - Part-time	- e	- e	- e	- e	- e	- e	- e	- e	- e	2			
8.5	Wage earners guarantee fund	- e	17,671 e	17,671 e	- e	:	:	- e	- e	:	1			

C.4.4 LMP participants by intervention and by type of action: Denmark, 2005


Category, intervention number and name	Men and women										Number of participants						
	Total					Under 25s					Women						
	17 Entrants		18 Exits			16 Stock		17 Entrants			18 Exits		16 Stock	17 Entrants		18 Exits	Notes
	16 Stock	17 Entrants	18 Exits	16 Stock	17 Entrants	18 Exits	16 Stock	17 Entrants	18 Exits	16 Stock	17 Entrants	18 Exits	16 Stock	17 Entrants	18 Exits	Notes	
9	Early retirement	79,512 e	:	:													
9.2	3 Transitional allowance	7,170 e	32 e	3,829 e	- e	- e	- e	- e	- e	- e	- e	5,016 e	15 e	2,659 e		1	
24	Early retirement pay, from unemployment	71,642 e	:	:	- e	- e	- e	- e	- e	- e	- e	:	:	:		1	
32	Flex allowance	700 e	:	:	- e	- e	- e	- e	- e	- e	- e	:	:	:		1	
2-7	Total LMP measures (categories 2-7)	149,515 e	326,510 ui	282,583 ui	9,940 ui	47,466 ui	41,314 ui	9,940 ui	47,466 ui	41,314 ui	9,940 ui	65,944 ui	166,127 ui	142,906 ui			
8-9	Total LMP supports (categories 8-9)	280,722 e	:	:	14,345 e	76,562 ui	74,364 ui	14,345 e	76,562 ui	74,364 ui	14,345 e	:	:	:			

Key : Not available; :n Not significant; - Not applicable or real zero or zero by default; 0 or 0.00 Less than half of the unit used; e Eurostat estimate; ui Unreliable or uncertain data; participant data complete for interventions covering >=80% but <100% of expenditure


1 Data refer to 2004

2 Data refer to 2004. The breakdown of participants by type of benefit is not known so all participants are shown as receiving full-time benefits, which are the most important.


C.4.5 LMP participants by intervention and by type of action: Deutschland, 2005

 Category, intervention number and name		Men and women										Number of participants					
		Total					Under 25s					Women					
		16 Stock		17 Entrants		18 Exits	16 Stock		17 Entrants		18 Exits	16 Stock		17 Entrants		18 Exits	Notes
		:	:	:	:	:	:	:	:	:	:	:	:	:	:	:	:
1	Labour market services																
1.1	35	-	1,824,184	1,824,184		-	572,450	572,450									
	43	-	50,302	51,682		-	8,710	9,679									
	47	103,296	425,541	357,640		19,215	89,623	90,327			44,890	191,726	163,744				
	62	-	174,584 e	174,584 e		-					-	92,769 e	92,769 e		1		
	63																
	64																
	65																
	67																
	69																
	75	23,226	144,509	55,108		9,831	50,912	19,137			10,096	59,252	22,503				
	76	-				-					-						
2	Training	964,337 e	1,977,530 e			625,737 ui	908,657 ui				405,213 e						
54	Training measures, promotion of pupils of vocational training centres (Länder)	249,641 e	205,579 e			249,641 e	205,579 e				82,205 e				1		
55	Further vocational training/retraining and qualification (Länder)	147,215 e	196,779 e								73,580 e				1		
2.1	6	69,000	894,476	876,755		19,029	251,873	241,786			30,473	377,004	368,106				
	11	107,735	157,251	166,383		99,062	148,487	155,643			43,926	62,535	67,043				
	12	114,350	131,521	163,290		13,969	30,885	22,842			59,743	53,994	75,223				
	26	5,090	1,085	19,844		885	222	3,448			2,691	568	10,382		2		
	27	23,621	80,790	92,728		11,299	24,630	23,099			9,306	31,043	35,013				
	31	52,839	91,852	108,213		2,976	5,313	5,042			21,110	33,586	38,160				
	44	1,345	415	735		97	38	38			823	188	371				
	53	13,258	35,944	30,010		3,681	11,397	10,017			5,994	16,434	13,807				
	70																
2.4	19	120,528	110,576	124,021		115,580	107,987	118,683			39,000	36,440	40,797				
	34	100,330	98,521	99,937		100,330 e	98,521 e	99,937 e			52,261	51,319 e	51,089 e				
	71	12,224	29,065	18,461		12,164	29,038	18,290			5,211 e	12,810 e	7,976				
2.A	72	-52,839	-91,852	-108,213		-2,976	-5,313	-5,042			-21,110	-33,586	-38,160				

C.4.5 LMP participants by intervention and by type of action: Deutschland, 2005

 Category, intervention number and name		Men and women										Number of participants			
		Total					Under 25s					Women			
		16 Stock		17 Entrants		18 Exits	16 Stock		17 Entrants		18 Exits	16 Stock	17 Entrants	18 Exits	Notes
		2,712 e		2,972 e		:	:		:		:	1,347 e	:	:	:
3	Job rotation and job sharing	2,013 e	2,147 e	:	:	:	:	:	:	:	909 e	:	:	1	
3.1	Job Rotation - Employment-training rotation programme	699	825	1,424		146	189	266		438	488	863			
4	Employment incentives	106,487 e	441,419 e	442,598 ui		18,228 ui	105,330 ui	103,819 ui		38,462 e	144,973 ui	154,625 ui			
4.1	Mobility allowances	-	211,996	211,996		-	48,503	48,503		-	72,256	72,256			
8	Employee allowance	:	-	:	:	:	-	:	:	:	-	:	:		
16	Recruitment subsidy for new businesses	8,816	14,826	20,141		1,317	2,644	2,903		3,570	5,705	7,777	3		
18	Integration subsidies	60,263	133,956	154,060		9,500	28,978	26,435		22,432	47,186	57,028			
45	Subsidies for people with low income - model of Mainz	:	-	:	:	:	-	:	:	:	-	:	:		
48	Personnel Service Agencies	10,058	28,265	45,556		4,675	15,643	22,139		2,772	8,163	13,334	4		
52	Wage protection for older employees	4,357	5,307	:		-	-	-		1,182	:	:			
57	Recruitment incentives (Länder)	14,385 e	18,194 e	:		:	:	:		5,026 e	:	:	1		
73	[Component] Community service jobs - Variable payment	7,917	25,927	9,912		2,600	8,956	3,681		3,152	10,275	3,797			
74	[Component] Job finder's grant - Insured employment	691	2,948	933		136	606	158		328	1,388	433			
5	Supported employment and rehabilitation	160,191 e	116,822 e	134,139 ui		101,862 ui	81,096 ui	81,827 ui		56,406 e	41,279 ui	48,547 ui			
5.1	Integration of the disabled (Länder)	9,888 e	3,737 e	:		:	:	:		2,167 e	:	:	1		
23	Incentives for the recruitment and employment of the severely disabled	19,760	9,193	15,254		3,928	2,231	1,905		7,271	3,389	5,668			
5.2	Promoting integration of the disabled into working life	130,563	103,892	118,885		97,934	78,865	79,922		46,968	37,890	42,879			
6	Direct job creation	365,305 e	748,912 e	:		:	:	:		147,595 e	:	:			
21	Support for job-creation measures (ABMs)	47,782	78,086	109,904		8,911	17,829	21,652		19,646	29,660	45,258			
22	Support for structural adjustment measures	13,115	1,678	12,872		178	83	181		5,475	629	5,478			
42	Employment generating promotion of the infrastructure	965	2,361	3,178		111	324	362		14	38	50			
50	"Jump Plus": Special programme aimed at getting unemployed youths into work or training	1,543	266	17,814		1,456	266	16,786		638	81	7,482			
51	Special programme: "Work for the long-term unemployed" ("AfL")	2,357	213	25,342		:	:	1		1,141	76	11,762			
59	Direct creation of additional jobs (Länder)	82,225 e	57,806 e	:		:	:	:		32,660 e	:	:	1		
68	Job opportunities	24,028	4,440	84,242		2,526	504	9,435		10,542	1,807	36,815			
73	[Component] Community service jobs - Additional expenditure variant	193,290	604,062	316,942		40,545	148,540	90,299		77,479	237,362	119,838			

C.4.5 LMP participants by intervention and by type of action: Deutschland, 2005

 Category, intervention number and name		Number of participants										Notes
		Men and women					Women					
		Total		Under 25s			Total		Total			
		16 Stock	17 Entrants	18 Exits	16 Stock	17 Entrants	18 Exits	16 Stock	17 Entrants	18 Exits	18 Exits	
7	Start-up incentives	340,835 e	291,146 e	268,612 ui	19,372 ui	19,635 ui	16,441 ui	136,753 e	91,971 ui	82,468 ui		
9	Bridging allowance	82,993	156,888	177,511	4,125	8,558	8,339	22,532	43,017	47,267		
49	Business start-up subsidy	233,601	91,020	86,863	14,808	9,733	7,756	104,448	43,838	34,056		
60	Incentives to start up businesses (Länder)	18,362 e	26,089 e	:	:	:	:	8,097 e	:	:	1	
74	[Component] Job finder's grant - Self-employed	5,879	17,149	4,238	439	1,344	346	1,676	5,116	1,145		
8	Out-of-work income maintenance and support	6,757,907 e	:	:	:	:	:	:	:	:		
77	[Component] Unemployment assistance (ALG II) - Other employable persons in need of assistance	2,210,000 e	:	:	:	:	:	:	:	:		
8.1	Unemployment benefit	1,726,346	3,469,646	3,738,867	249,515	798,853	817,608	745,656	1,365,741	1,460,035		
29	Integration assistance for new resettlers, persons having right of asylum and quota refugees	:	-	13,132	:	-	2,447	:	-	6,792		
77	[Component] Unemployment assistance (ALG II) - Unemployment benefit II	2,770,000 e	:	:	:	:	:	:	:	:		
8.2	Short-time working allowance	125,505	450,641 e	499,542 e	:	:	:	30,758	110,441 e	:		
15	[Component] Promotion of year-round employment in construction - Cost-increase winter allowance	57,553 e	:	:	8,814 e	:	:	7,214 e	:	:		
15	[Component] Promotion of year-round employment in construction - Bad weather allowance from the 31st hour, Additional winter allowance, refund of social contributions	14,335 e	607,494	607,494	2,196 e	93,040 e	93,040 e	1,797 e	76,146 e	76,146 e		
8.3	Part-time unemployment benefit	168	466	560	1	6	6	119	317	389		
8.5	Bankruptcy compensation payment	-	229,386	229,386	-	41,740 e	41,740 e	-	81,681 e	81,681 e		
8.A	Adjustment for double counting - category 8	-146,000	:	:	:	:	:	:	:	:	5	
9	Early retirement	88,692 e	45,572 e	:	-	-	:	:	:	:		
9.1	Support of part-time employment for older employees	88,692 e	45,572 e	:	-	-	:	:	:	:		
2-7	Total LMP measures (categories 2-7)	1,939,867 e	3,578,801 e	3,044,759 ui	819,072 ui	1,282,453 ui	1,034,852 ui	785,776 e	1,190,699 ui	1,182,993 ui		
8-9	Total LMP supports (categories 8-9)	6,846,599 e	:	:	:	:	:	:	:	:		

Key : Not available; : n Not significant; - Not applicable or real zero or zero by default; 0 or 0.00 Less than half of the unit used; e Estimated value; s Eurostat estimate; ui Unreliable or uncertain data; participant data complete for interventions covering >=80% but <100% of expenditure

1 Data refer to 2003.


2 Measure is coming to an end.

3 Intervention ended in 2004 - no new entrants in 2005 and only a few residual participants at the start of the year.

4 Stock: end-year figure.

5 Recipients of unemployment benefit (ALG) who also receive supplementary means-tested unemployment assistance (ALG II)

C.4.6 LMP participants by intervention and by type of action: Eesti, 2005

 Category, intervention number and name		Men and women										Number of participants			
		Total					Under 25s					Total			Notes
		16 Stock	17 Entrants	18 Exits	16 Stock	17 Entrants	18 Exits	16 Stock	17 Entrants	18 Exits	16 Stock	17 Entrants	18 Exits		
1	Labour market services	-	9,494	-	-	2,179 s	-	-	-	-	6,433 s	-	-		
1.1	Vocational guidance	-	9,494	-	-	2,179 s	-	-	-	-	6,433 s	-	-	1	
2	Training	991	9,852	8,985	227 s	2,261 s	2,062 s	2,062 s	671 s	6,675 s	6,088 s	6,088 s	6,088 s		
2.1	Labour market training	991	9,852	8,985	227 s	2,261 s	2,062 s	2,062 s	671 s	6,675 s	6,088 s	6,088 s	6,088 s		
3	Job rotation and job sharing	-	-	-	-	-	-	-	-	-	-	-	-		
4	Employment incentives	859	728	415	164	139 s	79 s	79 s	560	475 s	271 s	271 s	271 s		
4.1	Employment subsidy to employer	859	728	415	164	139 s	79 s	79 s	560	475 s	271 s	271 s	271 s		
5	Supported employment and rehabilitation	-	-	-	-	-	-	-	-	-	-	-	-		
6	Direct job creation	24 s	189	189	- s	2	2	2	10 s	77	77	77	77		
6	Community placement	24 s	189	189	- s	2	2	2	10 s	77	77	77	77		
7	Start-up incentives	28 s	340	340	1 s	13	13	13	18 s	219	219	219	219		
4	Employment subsidy to unemployed to start business	28 s	340	340	1 s	13	13	13	18 s	219	219	219	219		
8	Out-of-work income maintenance and support	17,568	50,381	:	:	:	:	:	:	:	:	:	:		
8.1	[Component] Unemployment benefits - Unemployment insurance benefit	4,345	12,628	:	:	:	:	:	:	:	:	:	:		
7	[Component] Unemployment benefits - State unemployment benefit	13,223	33,087	:	:	:	:	:	:	:	:	:	:		
8.4	Benefit upon collective termination of employment contracts	-	2,460	-	-	:	-	-	-	:	-	-	-		
8.5	Benefits upon insolvency of employer	-	2,206	-	-	:	-	-	-	:	-	-	-		
9	Early retirement	-	-	-	-	-	-	-	-	-	-	-	-		
2-7	Total LMP measures (categories 2-7)	1,902 s	11,109	9,929	392 s	2,415 s	2,156 s	2,156 s	1,259 s	7,446 s	6,655 s	6,655 s	6,655 s		
8-9	Total LMP supports (categories 8-9)	17,568	50,381	:	:	:	:	:	:	:	:	:	:		

Key : Not available; :n Not significant; - Not applicable or real zero or zero by default; 0 or 0.00 Less than half of the unit used; e Eurostat estimate; s Eurostat estimate; ui Unreliable or uncertain data; participant data complete for interventions covering >=80% but <100% of expenditure

Entrants - number of people who received some kind of vocational guidance during year.

C.4.7 LMP participants by intervention and by type of action: Éire/Ireland, 2005

		Category, intervention number and name	Number of participants																					
			Men and women						Women															
			Total			Under 25s			Total		Total													
			16 Stock	17 Entrants	18 Exits	16 Stock	17 Entrants	18 Exits	16 Stock	17 Entrants	18 Exits	16 Stock	17 Entrants	18 Exits										
1	Labour market services																							
1.1	15	Job clubs		8,960 e																				
	55	High Supports Process	700	1,400 e																				1
2	Training																							
	45	Local Training Initiative																						
	51	Specialist Training Providers	1,923	1,372	1,550				643	455	501									888	604	756		2
2.1	10	Back to education allowance (BTEA)	5,156						989											2,526				2
	35	VTOS (Vocational training opportunities scheme)	5,384		3,027				867											3,652		2,080		3
	38	Bridging Foundation	2,128	3,969	6,881				648	1,040	2,064									1,230	2,236	3,888		2
	39	Specific Skills Training	3,225	3,394	7,390				1,158	1,128	2,748									1,733	2,161	3,912		2
	43	Return to Work	232	565	1,277				18	49	191									205	494	987		2
2.3	34	Youthreach	2,739	1,533	2,073				2,739	1,533	2,073									1,418	749	1,028		2
	40	Traineeship	1,889	1,818	2,191				950	886	1,016									1,335	1,374	1,555		2
	41	Foundation/Progression in Community Training Centres	2,426	1,106	2,839				896	544	1,236									1,693	636	1,890		2,4
3	Job rotation and job sharing																							
4	Employment incentives																							
4.1	4	Back to work allowance	6,173						236 ui											2,515 ui				
	5	PRSI Exemption scheme	3,646						189											1,357				2
	7	Part-time job incentive scheme	218																					2
	47	Social Economy Programme	1,919	671	696				47	20	14									1,158	436	447		2
5	Supported employment and rehabilitation																							
5.1	18	Employment Support Scheme	449	43	54				149	13	15									116	7	18		2
	52	Supported Employment Programme																						
	60	Wage subsidy scheme	632																					2
6	Direct job creation																							
	23	Community employment scheme	24,426	32,412	31,351				500	832	843									13,709	18,905	18,254		
	37	Job Initiative	22,635	30,483	29,385				500	832	843									12,841	17,955	17,283		2
			1,791	1,929	1,966				-	-	-									868	950	971		2
7	Start-up incentives																							
	3	Back to work enterprise allowance (BWEA)	5,297						50											1,282				2
			5,297						50											1,282				

C.4.7 LMP participants by intervention and by type of action: Éire/Ireland, 2005

	Category, intervention number and name	Number of participants														Notes
		Men and women							Women							
		Total			Under 25s				Total			Total				
		16 Stock	17 Entrants	18 Exits	16 Stock	17 Entrants	18 Exits	18 Exits	16 Stock	17 Entrants	18 Exits	16 Stock	17 Entrants	18 Exits		
8	Out-of-work income maintenance and support	146,935	253,269	259,319	30,448	64,100 ui	83,142 ui	57,386	99,589 ui	105,601 ui						
8.1	1 Unemployment benefit	62,785	131,693	140,728	8,557	25,680	36,847	33,411	67,388	73,797						
	2 Unemployment assistance	84,150	94,320	91,335	21,891	38,420	46,295	23,975	32,201	31,804						
8.4	49 Redundancy Payments	-	22,009	22,009	-	-	-	-	-	-						
8.5	50 Insolvency Payments	-	5,247	5,247	-	-	-	-	-	-						
9	Early retirement	11,058	:	:	-	-	-	2,425	:	:						
9.2	12 Pre-retirement allowance	11,058	:	:	-	-	-	2,425	:	:				2		
2-7	Total LMP measures (categories 2-7)	62,079 ui	:	59,329 ui	9,843 ui	:	:	32,302 ui	:	34,815 ui						
8-9	Total LMP supports (categories 8-9)	157,993	253,269 ui	259,319 ui	30,448	64,100 ui	83,142 ui	59,811	99,589 ui	105,601 ui						

Key : Not available; :n Not significant; - Not applicable or real zero or zero by default; 0 or 0.00 Less than half of the unit used; e Estimated value; s Eurostat estimate; ui Unreliable or uncertain data; participant data complete for interventions covering >=80% but <100% of expenditure

1 FAS supported 63 Job Clubs throughout the country in 2005. Each Job Club has an average annual intake of 120 jobseekers who attend formal sessions and additional participants who drop in on an individual basis.

2 Stock: end-year figure.

3 Exits: Progression at November 2005 Stock: end-year figure.

4 Includes Linked Work Experience which was previously reported separately as IE-42.

C.4.8 LMP participants by intervention and by type of action: Ελλάδα (Elláda), 2005

	Category, intervention number and name	Number of participants												Notes	
		Men and women						Women							
		Total			Under 25s			Total			Total				
		16 Stock	17 Entrants	18 Exits	16 Stock	17 Entrants	18 Exits	16 Stock	17 Entrants	18 Exits	16 Stock	17 Entrants	18 Exits		
1	Labour market services	-	12,399	-	-	6,423 s	-	8,399	-	-	8,399	-	-	-	
1.1	31	Counselling - Vocational guidance	-	12,399	-	-	6,423 s	8,399	-	-	8,399	-	-	-	
2	Training	:	32,271 ui	:	:	:	:	:	:	:	:	:	:	:	
69	[Component] Integrated intervention programme -	-	-	-	-	-	-	-	-	-	-	-	-	-	1
2.1	1	Training programs for people with mental retardation	-	-	-	-	-	-	-	-	-	-	-	-	1
8	Continuous vocational training programme	-	-	-	-	-	-	-	-	-	-	-	-	-	1
37	Training for unemployed seamen (Ministry of Merchant Marine)	:	4,985	:	:	592	:	20	:	:	:	:	:	:	
42	Combating exclusion from the labour market for specific social groups (Greek Language Learning Programmes)	:	:	:	:	:	:	:	:	:	:	:	:	:	
87	Subsidies for the implementation of special training actions in the region of Western Macedonia	:	37	:	:	:	:	23	:	:	:	:	:	:	2
88	Subsidies for the implementation of special training actions in the region of Peloponnese	:	44	:	:	:	:	27	:	:	:	:	:	:	2
89	Subsidies for the implementation of special training actions in the region of Central Macedonia	:	87	:	:	:	:	42	:	:	:	:	:	:	2
90	Subsidies for the implementation of special training actions in the region of Attica	:	614	:	:	:	:	452	:	:	:	:	:	:	2
91	Subsidies for the implementation of special training actions in the region of Central Greece	:	41	:	:	:	:	12	:	:	:	:	:	:	2
92	Subsidies for the implementation of special training actions in the region of Thessaly	:	70	:	:	:	:	28	:	:	:	:	:	:	2
2.3	6	Alternating vocational training programme	-	-	-	-	-	-	-	-	-	-	-	-	1
33	Continuous vocational training programs for the unemployed (Ministry of Labour - KEK)	:	21,356	:	:	:	:	16,860	:	:	:	:	:	:	
64	Alternating vocational training programme within the framework of integrated interventions	-	-	-	-	-	-	-	-	-	-	-	-	-	1
70	Training on environmental protection and management	:	:	:	:	:	:	:	:	:	:	:	:	:	
76	Integrated interventions for disadvantaged groups (Greek Muslims and ROMA)	:	1,156	:	:	:	:	636	:	:	:	:	:	:	2
77	Integrated interventions for disadvantaged groups (Repatriates)	:	1,214	:	:	:	:	1,033	:	:	:	:	:	:	2
80	Alternate training for the development of specialised skills in information and communications technology	:	2,667	:	:	:	:	:	:	:	:	:	:	:	
3	Job rotation and job sharing	-	-	-	-	-	-	-	-	-	-	-	-	-	

C.4.8 LMP participants by intervention and by type of action: Ελλάδα (Ελλάδα), 2005

	Category, intervention number and name	Number of participants												Notes	
		Men and women						Women							
		Total			Under 25s			Total			Total				
		16 Stock	17 Entrants	18 Exits	16 Stock	17 Entrants	18 Exits	16 Stock	17 Entrants	18 Exits	16 Stock	17 Entrants	18 Exits		
4	Employment incentives	:	17,261 ui	:	3,626 ui	:	7,154 ui	:		:		:			
4.1	Programme New Jobs for the unemployed (OAED)	:	10,000	:	3,539 s	:	5,300 s	:		:		:			
51	Stage programme for the promotion of Employment to the Information Society	-	-	-	-	-	-	-	-	-	-	-	-	-	1
60	Programme for the subsidized employment of special social groups	:	2,796	:		:	1,010	:		:		:			
63	Programme New Jobs for the unemployed (L.A.E.K.) in 13 prefectures	-	-	-	-	-	-	-	-	-	-	-	-	-	1
65	Stage programme in the health and welfare sector	-	-	-	-	-	-	-	-	-	-	-	-	-	1
66	Programme new jobs for the unemployed aged 18-30 years old	-	-	-	-	-	-	-	-	-	-	-	-	-	1
67	Stage programme for unemployed women 18-65 years old	-	-	-	-	-	-	-	-	-	-	-	-	-	1
69	[Component] Integrated intervention programme -	-	-	-	-	-	-	-	-	-	-	-	-	-	1
73	Programme for the subsidized employment of special social groups - ESF	:	1,245	:	87	:	844 s	:		:		:			2
75	Stage programme for the private sector	-	-	-	-	-	-	-	-	-	-	-	-	-	1
79	Subsidy programme for employment in the environment sector	:		:		:		:		:		:		:	
82	[Component] Subsidy programme for new professionals, new jobs and stage (O.R.P) -	:		:		:		:		:		:		:	2
86	Stage programme in the sector of natural environment	:	3,220	:		:		:		:		:		:	
5	Supported employment and rehabilitation	:		:		:		:		:		:		:	
5.1	[Component] Subsidy programme for new professionals, new jobs and stage (O.R.P) -	:		:		:		:		:		:		:	2
6	Direct job creation	-	-	-	-	-	-	-	-	-	-	-	-	-	

C.4.8 LMP participants by intervention and by type of action: Ελλάδα (Ελλάδα), 2005


eurostat	Category, intervention number and name	Number of participants																	
		Men and women					Women												
		Total		Under 25s			Total		18 Exits										
		16 Stock	17 Entrants	18 Exits	16 Stock	17 Entrants	18 Exits	16 Stock	17 Entrants	18 Exits	Notes								
7	Start-up incentives	:	:	:	:	:	:	:	:	:	:	:	:	:	:	:	:	:	
69	[Component] Integrated intervention programme - Subsidy Programme of New Professionals in the sectors of Culture and Environment	-	-	-	-	-	-	-	-	-	-	-	-	-	-	-	-	-	1
74	[Component] Subsidy programme for new professionals, new jobs and stage (O.R.P) - Subsidy programme for new professionals, new jobs and stage (Women)	-	-	-	-	-	-	-	-	-	-	-	-	-	-	-	-	-	1
82	Subsidy programme for New Professionals in the Information Society	:	:	:	:	:	:	:	:	:	:	:	:	:	:	:	:	:	2
83		:	:	:	:	:	:	:	:	:	:	:	:	:	:	:	:	:	
84		:	:	:	:	:	:	:	:	:	:	:	:	:	:	:	:	:	
8	Out-of-work income maintenance and support	:	455,623	:	:	:	:	:	:	:	:	:	:	:	:	:	:	:	
8.1	Unemployment benefit	:	260,345	:	:	:	:	:	:	:	:	:	:	:	:	:	:	:	
22	Special unemployment assistance for those exceeding the unemployment benefit period	:	12,730	:	:	:	:	:	:	:	:	:	:	:	:	:	:	:	
23	Special assistance following a trimester of registered unemployment	:	11,539	:	:	:	:	:	:	:	:	:	:	:	:	:	:	:	
24	National System of Protection from Unemployment - ESPA (Benefit for young unemployed)	:	1,804	:	:	:	:	:	:	:	:	:	:	:	:	:	:	:	
27	Special assistance for ex offenders	:	3,030	:	:	:	:	:	:	:	:	:	:	:	:	:	:	:	
28	Special assistance for former political refugees and repatriated	:	-	:	:	:	:	:	:	:	:	:	:	:	:	:	:	:	1
29	Assistance for long term unemployed	:	16,175	:	:	:	:	:	:	:	:	:	:	:	:	:	:	:	
71	Special seasonal assistance	:	150,000	:	:	:	:	:	:	:	:	:	:	:	:	:	:	:	2
58		:	:	:	:	:	:	:	:	:	:	:	:	:	:	:	:	:	
8.2		:	:	:	:	:	:	:	:	:	:	:	:	:	:	:	:	:	
9	Early retirement	-	-	-	-	-	-	-	-	-	-	-	-	-	-	-	-	-	
2-7	Total LMP measures (categories 2-7)	:	49,532	ui	:	:	:	:	:	:	:	:	:	:	:	:	:	:	
8-9	Total LMP supports (categories 8-9)	:	455,623	:	:	:	:	:	:	:	:	:	:	:	:	:	:	:	

Key : Not available; :n Not significant; - Not applicable or real zero or zero by default; 0 or 0.00 Less than half of the unit used; e Estimated value; s Eurostat estimate; ui Unreliable or uncertain data; participant data complete for interventions covering >=80% but <100% of expenditure


1 Intervention not applied in 2005.

2 Entrants: total beneficiaries (new starts plus end-year stock).

C.4.9 LMP participants by intervention and by type of action: España, 2005

 Category, intervention number and name		Number of participants											
		Men and women					Women						
		Total		Under 25s			Total		Total				
		16 Stock	17 Entrants	18 Exits	16 Stock	17 Entrants	18 Exits	16 Stock	17 Entrants	18 Exits	Notes		
1	Labour market services	1,456	15,286	15,121									
1.1	60 Experimental programmes for vocational integration	1,456	15,286	15,121									
2	Training	259,268 ui	717,559	602,220 ui	58,608 ui	246,550	149,492 ui	91,774 ui	344,218	306,625 ui			
2.1	8 National plan for vocational training and integration (Plan FIP)	109,468	331,721	342,238	33,432	101,308	110,345	66,640	201,939	207,655			
35	National plan for vocational training and integration (Plan FIP, measure ES-8-regions)		70,042	60,430		15,546	13,387		38,226	33,536			1
2.2	9 Employment and training – E.T, C.O and T.E.	35,928	38,632	31,803	20,274	21,082	17,864	17,623	18,174	15,610			2
10	Further training for the employed	15,556	167,813	163,990	607	6,501	6,429	4,572	48,478	47,536			
14	Training contracts	94,021	105,592			100,646			35,113				
2.4	49 Scheme for workshop schools and youth training centres (ET y CO, measure ES-9-regions)	4,295	3,759	3,759	4,295	1,467	1,467	2,939	2,288	2,288			1
3	Job rotation and job sharing	84,733	60,443						50,699				
3.1	17 Job rotation	84,682	59,692						49,983				
41	Temporary work to replace maternity leavers, adoption, etc. (measure ES-17-regions)	51	751		13	193		51	716				1
4	Employment incentives	2,264,667 ui	1,058,436			179,538 ui			433,837 ui				
4.1	11 Incentives for open ended employment contracts	2,236,679	744,567			166,879			392,801				3
16	Temporary contracts	25,814	30,519			4,150			11,761				
29	Support for domestic migration												
36	Open ended employment contracts for the unemployed (measure ES-11-regions)	1,975	31,908		449	5,746		1,478	23,335				1
37	Open ended employment contracts for persons aged over 45 (measure ES-12-regions)		1,496		-	-			787				1
39	Conversion of apprenticeship, training and substitution contracts into permanent contracts (measure ES-15-regions)	199	9,581		64	2,656		84	4,889				1
40	Temporary contracts for the disabled (measure ES-16-regions)		771			107			264				1
4.2	59 Employment support		239,594										

C.4.9 LMP participants by intervention and by type of action: España, 2005

 Category, intervention number and name		Number of participants											Notes			
		Men and women					Women									
		Total		Under 25s			Total		Total							
		16 Stock	17 Entrants	18 Exits	16 Stock	17 Entrants	18 Exits	16 Stock	17 Entrants	18 Exits	16 Stock	17 Entrants		18 Exits		
5	Supported employment and rehabilitation	39,078 ui	22,803	20,646 ui	7,569 ui	4,265	15,353 ui	9,025								
5.1	Support for employment in special employment centres	39,078	20,132	19,270	7,569	3,899	15,353	7,910								
34	Support for employment in special employment centres (measure ES-3-regions)	:	1,561	1,376	:	37	:	596								1
38	Open ended employment contracts for the disabled (measure ES-13-regions)	:	1,110	:	:	329	:	519								1
6	Direct job creation	:	166,303	:	16,668	:	94,789	:	:	:	:	:	:	:	:	:
18	Collaboration between SPEE and public or private non-profit entities for contracting unemployed people	:	161,597	:	:	16,125	:	92,468								
19	Promotion of agricultural employment in Andalucía, Extremadura and under-developed rural areas	-	-	-	-	-	-	-								4
42	Collaboration between SPEE and public or private non-profit entities for contracting unemployed people (measure ES-18-regions)	1,132	3,404	:	390	465	611	1,864								1
52	Promotion of agricultural employment in under-developed rural areas (measure ES-19-regions)	:	1,302	:	:	78	:	457								1
7	Start-up incentives	:	133,606 ui	:	16,054 ui	:	46,873 ui	:	:	:	:	:	:	:	:	:
20	Capitalisation of unemployment benefits	:	71,619	71,619	:	4,589	4,589	17,853								
21	Promotion of self-employment	:	38,208	:	:	8,582	:	19,391								
22	Financial aid for the integration of returning emigrants	59	:	:	:	:	21	:								
23	Promotion of employment in co-operatives	:	3,760	3,760	:	661	661	1,146								
24	Promotion of local employment initiatives	-	-	-	-	-	-	-								5
25	Integration through self-employment	:	4,434	:	:	:	:	:								
43	Promotion of self-employment (measure ES-21-regions)	421	13,336	13,336	47	2,140	2,140	8,806								1
44	Promotion of employment in co-operatives (measure ES-23-regions)	:	2,237	2,237	:	79	79	476								1
45	Promotion of local employment initiatives (measure ES-24-regions)	-	-	-	-	-	-	-								1,5
46	Integration of the disabled through self-employment (measure ES-25-regions)	:	12	:	:	3	:	1								1

C.4.9 LMP participants by intervention and by type of action: España, 2005

Category, intervention number and name		Number of participants										Notes
		Men and women					Women					
		Total		Under 25s			Total		Total			
		16 Stock	17 Entrants	18 Exits	16 Stock	17 Entrants	18 Exits	16 Stock	17 Entrants	18 Exits	18 Exits	
8	Out-of-work income maintenance and support	1,294,893	3,500,932	3,482,478	86,800	371,990 ui	381,829 ui	672,094	1,777,887 ui	1,758,602 ui		
8.1	5 Contributory unemployment benefit	684,784	2,240,964	2,217,206	60,126	268,164	269,741	319,264	1,046,954	1,029,799		
6	Unemployment assistance	367,231	795,557	791,165	19,933	90,823	91,402	198,561	480,834	472,193		
7	Assistance for unemployed casual agricultural workers (Agrarian income)	191,159	270,022	290,319	5,828	8,502	16,459	116,056	170,165	185,519		
32	Active jobseeker's back-to-work allowance	49,666	78,854	68,394	872	2,126	1,857	37,643	59,621	50,911		
8.2	4 Partial unemployment benefits (contributory)	2,053	63,590	63,449	41	2,375	2,370	570	20,313	20,180		
8.5	30 Bankruptcy compensation	-	51,945	51,945	-	-	-	-	-	-		
9	Early retirement	:	26,956 ui	:	-	-	-	:	7,166 ui	:		
9.1	26 Early retirement with substitution by another worker	:	1,697	:	-	-	-	:	562	:		
27	Replacement contracts	:	22,751	:	-	-	-	:	6,355	:		
47	Early retirement with substitution by another worker (measure ES-26-regions)	:	220	:	-	-	-	:	140	:	1	
53	Replacement contracts (measure ES-27-regions)	:	222	:	-	-	-	:	18	:	1	
9.2	2 Early retirement allowance	2,066	2,066	2,066	-	-	-	91	91	91		
33	Early retirement allowance (measure ES-2-regions)	:	:	:	-	-	-	:	:	:	1	
2-7	Total LMP measures (categories 2-7)	:	2,159,150 ui	:	:	463,268 ui	:	:	979,441 ui	:		
8-9	Total LMP supports (categories 8-9)	1,296,959 ui	3,527,888 ui	3,484,544 ui	86,800	371,990 ui	381,829 ui	672,185 ui	1,785,053 ui	1,758,693 ui		

Key : Not available; :n Not significant; - Not applicable or real zero or zero by default; 0 or 0.00 Less than half of the unit used; e Estimated value; s Eurostat estimate; ui Unreliable or uncertain data; participant data complete for interventions covering >=80% but <100% of expenditure

1 Data from Balears, Cataluña, Castilla-La Mancha, Extremadura, Galicia y Madrid are missing.

2 Includes participants of old intervention ES-31.

3 Includes participants of old interventions ES-12, 13 and 15.

4 Participants included in ES-18.

5 Participants included in ES-21.

C.4.10 LMP participants by intervention and by type of action: France, 2005

		Category, intervention number and name	Number of participants										Notes	
			Men and women					Women						
			Total		Under 25s			Total		Total				
			16 Stock	17 Entrants	18 Exits	16 Stock	17 Entrants	18 Exits	16 Stock	17 Entrants	18 Exits			
1	Labour market services	66,502 ui	3,437,547 e	43,363 ui	789,193 ui	34,319 ui	1,818,333 ui							
1.1	Retraining units		16,928 e		623 e		7,465 e							
45	Personalised services of ANPE		1,022,900		216,195		572,151							
53	Job search workshops (ANPE)		1,409,400		257,920		783,430							
54	Appraisal services of ANPE		323,600		66,014		183,166							
55	Support services of ANPE		27,973		1,289		19,859							
56	Guidance and monitoring services of AFPA		480,371		126,664		173,381							
57	Pathway to jobs (TRACE)	9,852		9,694		5,321								1,2
58	Individual guidance for young people (CIVIS)	33,028	121,893	32,132	118,586	17,875	65,968							3
79	[Component] Personal retraining agreement (CRP) - Individual retraining services	23,622	27,469	1,537	1,902	11,123	12,913							3,4
84	Privately operated placement services for benefit recipients		7,013											5
2	Training	546,798 e	820,725	399,896 ui	455,085 ui	59,905	375,216 ui							
18	Training allowance - public system													6
63	Back-to-work support - training allowance (AREF)	104,472	17,213	29,307	6,304	59,905	9,181							7,8
64	Training support (PARE)	62,151	156,124											9
84	[Component] Personal retraining agreement (CRP) - Special retraining allowance	23,622	27,469	1,537	1,902	11,123	12,913							3,4
2.1	Courses offered by the Association for Adult Vocational Training (AFPA)	28,395	84,753	7,259	22,264	8,685	30,645							4
11	Courses for specific groups (IRILL)	3,286 e	36,078		10,374		16,086							
14	Courses for admission to enterprises	190 e		70 e		84 e								1
15	Individual training-for-employment and integration courses (SIFE)	277 e		15 e		115 e								1
16	Group training-for-employment and integration courses (SIFE)	4,066 e	5,007	326 e	402	2,489 e	3,065							1
70	Training agreements (PARE)	9,684	32,386	1,803	6,028	4,509	15,078							
85	Training courses organised by the regions	197,341 e	410,435	84,132 e	203,854	214,357 e	224,357							10,11
2.2	FNE conventions on training and retraining	400 e	1,259											
2.3	Training actions prior to recruitment (AFPE/PARE)	3,947	23,084	743	4,347	1,421	8,310							
2.4	Exemptions and subsidies for recruitment of apprentices	275,590 e	200,254	274,704 e	199,610	76,491 e	55,581							12
2.A	Adjustment for double counting, category 2	-166,623	-173,337											

C.4.10 LMP participants by intervention and by type of action: France, 2005

	Category, intervention number and name	Number of participants												Notes	
		Men and women						Women							
		Total			Under 25s			Total			Total				
		16 Stock	17 Entrants	18 Exits	16 Stock	17 Entrants	18 Exits	16 Stock	17 Entrants	18 Exits	16 Stock	17 Entrants	18 Exits		
3	Job rotation and job sharing	-	-	-	-	-	-	-	-	-	-	-	-	-	-
4	Employment incentives	531,412 ui	760,449 e	281,611 ui	66,128	56,492	222,550 ui	202,001	214,418	202,001					
4.1	24 Qualification contracts (alternance training)	113,782 e	18,198	100,151 e			108,373 e					57,232 e			1
	25 Orientation contracts (alternance training)	362 e	105	1,650 e			359 e					155 e			1
	26 Employment-initiative contract (CIE)	148,481 e	39,003	68,215 e			10,256 e					64,272 e			1,13
	28 Exemption from social charges for recruitment of the 1st to 50th employee in ZRR and ZRU areas	10,192 e	11,243	10,803 e			2,720 e					3,082 e			
	32 Degressive temporary allowance	8,557 e	3,766	4,310 e											
	36 Economic integration enterprises	8,604	12,537	9,018			1,773 e					3,261			11
	37 Intermediary associations	40,709	176,549	72,562			8,834 e					25,891			11
	49 Aid granted by the Association for the vocational integration of the disabled (AGEFIPH)		175,322 e												
	60 Adult qualification contracts	6,297 e	-	7,261 e			-					2,991 e			1
	61 Enterprises providing temporary work for integration purposes	4,102	38,327	18,751			1,397 e					1,119			11
	65 Degressive support to employer (PARE)	13,585 e	10,895				338 e					4,885 e			
	66 Mobility support (PARE)	-	22,464				-					-			
	67 Youth-in-business contract	118,436	62,544	64,615			118,436					35,102			19,780
	76 Professionalisation contract	30,417 e	94,651	7,714 e			25,467 e					14,472 e			
	80 Minimum-earned-income integration contract (CI-RMA)	5,960 e	6,380 e												3
	81 Employment-initiative contract (CIE-PCS)	21,664	87,851	14,595			3,658					10,088			3
4.2	33 Retraining leave	265 e	614												
5	Supported employment and rehabilitation	127,866 e													
5.1	47 Income guarantee for disabled workers (CAT)	107,811 e													14
	48 Sheltered workshops for the disabled	20,055 e													4
6	Direct job creation	265,203	340,117	330,330	66,128	56,492	67,769	161,885	214,418	202,001					
	39 Employment-solidarity contract (CES)	90,460	121,045	186,665			14,157					54,186			1,15
	40 Consolidated employment contract (CEC)	73,787	57,923	90,812			2,605					46,892			1,15
	46 Youth employment contract	69,865	8,464	40,550			42,071					40,114			1
	82 Contract for the future (CAV)	2,764	17,991	854			102					1,430			3
	83 Employment assistance contract (CAE)	28,327	134,694	11,449			8,834					19,263			3

C.4.10 LMP participants by intervention and by type of action: France, 2005

	Category, intervention number and name	Number of participants												Notes	
		Men and women						Women							
		Total			Under 25s			Total			Total				
		16 Stock	17 Entrants	18 Exits	16 Stock	17 Entrants	18 Exits	16 Stock	17 Entrants	18 Exits	16 Stock	17 Entrants	18 Exits		
7	Start-up incentives	65,251 e	71,140	63,547 e	:	:	:	:	:	:	:	:	:	:	
38	Aid for the unemployed setting-up or rescuing a company	65,251 e	71,140	63,547 e	5,024 e	5,478	:	:	:	21,174 e	23,085	:	:	:	16
38bis	Consultancy cheque-book for business creation	-	-	-	-	-	-	-	-	-	-	-	-	-	17
59	Support for new business development	7,731 e	6,305	7,015 e	:	:	:	:	:	:	:	:	:	:	17
7.A	Adjustment for double counting, category 7	-7,731	-6,305	-7,015	:	:	:	:	:	:	:	:	:	:	
8	Out-of-work income maintenance and support	2,574,452 e	2,055,033 ui	2,353,528 ui	305,243 ui	467,475 ui	422,651 ui	1,266,948 ui	975,166 ui	1,136,981 ui					8
8.1	Single degressive allowance / Back-to-work support allowance (Unemployment insurance system)	2,146,300	1,832,185	2,153,555	293,210	452,562	406,165	1,068,733	878,275	1,051,746					
2	Integration allowance (Solidarity scheme)	40,064	43,446	58,795	11,787	14,236	16,209	11,824	12,791	17,616					8
3	Specific solidarity allowance (Solidarity scheme)	349,280	162,648	133,507	246	677	277	166,350	75,624	64,075					8
72	Pension equivalent allowance (Solidarity scheme)	35,702	16,754	7,671	-	-	-	20,041	8,476	3,544					8
8.2	Partial unemployment	3,106 e	:	:	:	:	:	:	:	:					
9	Early retirement	105,835	16,187	:	-	-	-	32,809	4,548	:					
9.1	Job-substitution allowance	3,179	-	4,260	-	-	-	3,017	-	3,946					1,8
34	Phased early retirement	37,362	4,266	11,783	-	-	-	15,844	1,737	4,216					1,8
9.2	FNE special redundancy allowance	23,294	3,884	8,802	-	-	-	7,013	1,448	2,364					8
62	Early retirement for special groups of employees (CATS)	42,000	8,037	:	-	-	-	6,935	1,363	:					
2-7	Total LMP measures (categories 2-7)	1,536,531 ui	1,992,431 ui	1,538,041 ui	754,300 ui	744,026 ui	422,651 ui	1,299,757 ui	979,714 ui	1,147,507 ui					
8-9	Total LMP supports (categories 8-9)	2,680,287 e	2,071,220 ui	2,378,373 ui	305,243 ui	467,475 ui	422,651 ui	1,299,757 ui	979,714 ui	1,147,507 ui					

Key : Not available; : n Not significant; - Not applicable or real zero or zero by default; 0 or 0.00 Less than half of the unit used; e Estimated value; s Eurostat estimate; ui Unreliable or uncertain data; participant data complete for interventions covering >=80% but <100% of expenditure

1 Intervention coming to an end.

2 Replaced by FR-79 since May 2005.

3 New intervention (Plan de cohésion sociale).

4 Stock: end-year figure.

5 New intervention.

6 Beneficiaries of training allowances are already counted in interventions FR-10 to FR-16 plus FR-85.

7 Beneficiaries of training allowances are already counted in other training measures (FR-64, 70, 71 as well as FR-10 to FR-16 and FR-85).

8 Stock: average of two year-end figures.

9 Measure providing support for training costs, travel and lodging. All beneficiaries would be double-counted with participants in other training measures.

10 This intervention regroups training courses organised by the Regions (previously presented in FR-9 and FR-13).

11 Figures for participants under 25 refer to those under 26.

12 Data cover only apprenticeship contracts concluded with low-qualified youth (77% of all contracts) in respect of whom employers receive recruitment incentives.

13 Replaced by FR-81 (Plan de cohésion sociale) since May 2005.


14 Stock: other one-off observation.

15 Replaced by FR-82 and FR-83 (Plan de cohésion sociale) since May 2005.


16 A small share (less than 2%) of participants reported in FR-3 in fact correspond to unemployed people creating their own business (FR-38).

17 Beneficiaries are already counted in FR-38 (ACCRES).


C.4.11 LMP participants by intervention and by type of action: Italia, 2005

 Category, intervention number and name		Number of participants													
		Men and women						Women							
		Total		Under 25s		16 Stock		17 Entrants		18 Exits		Total		18 Exits	
		16 Stock	17 Entrants	18 Exits	16 Stock	17 Entrants	18 Exits	16 Stock	17 Entrants	18 Exits	16 Stock	17 Entrants	18 Exits	Notes	
1	Labour market services														
1.1	100 ESF Cofinanced Actions 2000-2006 - Counselling	:	22,550	:	:	:	:	:	:	:	:	:	:		
		:	22,550	:	:	:	:	:	:	:	:	:	:		
2	Training	643,435 ui	:	:	:	:	:	:	:	:	:	:	:		
103	ESF Cofinanced Actions 2000-2006 - Training for reintegration into work	129	3,557	:	:	:	:	:	:	:	:	:	:		
104	ESF Cofinanced Actions 2000-2006 - Training post compulsory education and post diploma	43,952	41,676	:	:	:	:	:	:	:	:	:	:		
105	ESF Cofinanced Actions 2000-2006 - Training voucher	:	25,014	:	:	:	:	:	:	:	:	:	:		
118	Training interventions financed by the solidarity fund for the credit sector	:	:	:	:	:	:	:	:	:	:	:	:	1	
119	Training interventions financed by the solidarity fund for the cooperative credit sector	:	:	:	:	:	:	:	:	:	:	:	:		
2.1	106 ESF Cofinanced Actions 2000-2006 - Integrated measures for reintegration into work	:	2,379	:	:	:	:	:	:	:	:	:	:		
2.2	24 Training & work contracts	36,135	:	:	12,079	:	:	:	:	:	12,603	:	:		
93	Work-entry contract	37,916	:	:	:	:	:	:	:	:	:	:	:		
2.3	102 ESF Cofinanced Actions 2000-2006 - Institutional training for people involved in Training and work contracts	42	12	:	:	:	:	:	:	:	:	:	:		
111	ESF Cofinanced Actions 2000-2006 - vocational integration schemes	:	-	:	:	:	:	:	:	:	:	:	:		
112	ESF Cofinanced Actions 2000-2006 - stages	:	4,226	:	:	:	:	:	:	:	:	:	:		
2.4	25 Apprenticeship	525,261	:	:	444,107	:	:	:	:	:	233,433	:	:	2	
101	ESF Cofinanced Actions 2000-2006 - Institutional Training for Apprentices	:	857	:	:	:	:	:	:	:	:	:	:		
3	Job rotation and job sharing	16,717	:	:	2,704	:	:	:	:	:	14,886	:	:		
3.1	91 Incentives to provide fixed-term jobs as replacement for workers on compulsory leave	16,046	:	:	2,686	:	:	:	:	:	14,568	:	:		
3.2	8 [Component] Solidarity contracts - Expansive solidarity contracts	671	:	:	18	:	:	:	:	:	317	:	:	3	
108	ESF Cofinanced Actions 2000-2006 - Incentives for enterprises to implement job rotation and job sharing	:	10	:	:	:	:	:	:	:	:	:	:		

C.4.11 LMP participants by intervention and by type of action: Italia, 2005

 Category, intervention number and name		Number of participants											
		Men and women					Women					Notes	
		Total		Under 25s			Total		Total				
		16 Stock	17 Entrants	18 Exits	16 Stock	17 Entrants	18 Exits	16 Stock	17 Entrants	18 Exits			
4	Employment incentives	663,011 e	:	:	:	105,318 ui	:	:	:	262,803 ui	:	:	
90	Incentives for employment of disabled people	3,227	:	:	:	332	:	:	:	1,039	:	:	
4.1	3 [Component] Incentives for hiring those registered in mobility lists - Open ended contracts	47,316	:	:	:	1,094	:	:	:	19,882	:	:	
3	[Component] Incentives for hiring those registered in mobility lists - Temporary contracts	63,865	:	:	:	1,902	:	:	:	28,718	:	:	
10	Reintegration contracts	126	:	:	:	11	:	:	:	56	:	:	
32	Reintegration of managers in SMEs	137	:	:	:	-	:	:	:	-	:	:	
35	Incentives for taking on employees in CIGS	1,057	:	:	:	36	:	:	:	276	:	:	
36	Incentives for taking on long-term unemployed	346,940	:	:	:	45,437	:	:	:	164,355	:	:	
51	Total triennial relief	15,495 e	:	:	:	:	:	:	:	:	:	:	
53	Vocational integration schemes	1,105	:	:	:	:	:	:	:	:	:	:	
55	[Component] Subsidies for the reinsertion of ex-LSU - Labour cost subsidies	:	n	:	n	:	n	:	n	:	n	:	n
57	Tax relief for job creation	43,175	:	:	:	-	:	:	:	-	:	:	
59	Conversion of temporary apprenticeship contracts into permanent ones	82,660	:	:	:	53,431	:	:	:	39,103	:	:	
60	Conversion of temporary training & work contracts into permanent ones	9,892	:	:	:	2,270	:	:	:	3,026	:	:	
67	Exemption from social contributions for disadvantaged workers in social co-operatives	18,158	:	:	:	763	:	:	:	6,098	:	:	
89	Total triennial relief (L.448/01)	28,339	:	:	:	:	:	:	:	:	:	:	
107	ESF Cofinanced Actions 2000-2006 - Incentives for hiring	-	1,848	-	-	-	-	-	-	-	-	-	
109	ESF Cofinanced Actions 2000-2006 - mobility allowance	-	9	-	-	-	n	-	n	-	n	-	
110	ESF Cofinanced Actions 2000-2006 - Job grants	:	142	:	:	:	142 s	:	:	:	:	:	
113	ESF Cofinanced Actions 2000-2006 - Other work experience	488	556	:	:	:	:	:	:	:	:	:	
120	Integration of prisoners into work	636	:	:	:	12	:	:	:	46	:	:	
4.2	49 Realignment contracts	394	:	:	:	30	:	:	:	202	:	:	
5	Supported employment and rehabilitation	-	-	-	-	-	-	-	-	-	-	-	
6	Direct job creation	43,466	1,922	9,058	2	2	n	6	n	23,018	1,232	4,969	
11	Socially useful work (LSU)	43,466	1,922	9,058	2	2	-	6	-	23,018	1,232	4,969	
114	ESF Cofinanced Actions 2000-2006 - public utility works	:	n	:	n	:	n	:	n	:	n	:	n

C.4.11 LMP participants by intervention and by type of action: Italia, 2005

 Category, intervention number and name		Number of participants										Notes		
		Men and women					Women							
		Total		Under 25s			Total		Total					
		16 Stock	17 Entrants	18 Exits	16 Stock	17 Entrants	18 Exits	16 Stock	17 Entrants	18 Exits	18 Exits			
7	Start-up incentives	14,188 ui	15,502	:	1,684 ui	1,684 ui	:	:	:	:	:	:	:	
19	Loans for one-person businesses	9,084	9,084	:	1,684 s	1,684 s	:	:	:	:	:	:	:	
55	[Component] Subsidies for the reinsertion of ex-LSU - Self-employed	:	:	:	:	:	:	:	:	:	:	:	:	
65	Relief for workers under 32 starting their own business	:	-	:	:	-	:	:	:	:	:	:	:	4
115	ESF Cofinanced Actions 2000-2006 - training for the creation of new enterprises	5,104	5,104	:	:	:	:	:	:	:	:	:	:	
116	ESF Cofinanced Actions 2000-2006 - Incentives for self-employment	:	1,142	:	:	:	:	:	:	:	:	:	:	
117	ESF Cofinanced Actions 2000-2006 - Integrated steps for business creation	:	172	:	:	:	:	:	:	:	:	:	:	
8	Out-of-work income maintenance and support	692,792 e	:	:	:	:	:	:	264,971 ui	:	:	:	:	
8.1	Mobility allowance	109,973	87,309	79,122	1,159	1,841	1,377	41,476	35,270	31,640				
71	Ordinary unemployment benefit (outside agriculture)	137,251	365,076	340,860	5,158	13,964	10,919	76,542	207,821	194,150				5
72	Ordinary unemployment benefit with reduced requirements (outside agriculture)	127,964	453,763	453,763	9,921	33,834	33,834	74,895	267,675	267,675				
73	Ordinary unemployment benefit in the agricultural sector	36,684	181,974	181,974	2,521	12,051	12,051	22,311	120,522	120,522				
74	Special unemployment benefit in the agricultural sector (66%)	43,587	176,688	176,688	2,190	8,869	8,869	15,253	61,923	61,923				5
75	Special unemployment benefit in the agricultural sector (40%)	51,737	209,322	209,322	3,010	12,160	12,160	30,119	122,089	122,089				
76	Unemployment benefit with reduced requirements in the agricultural sector	1,938	6,893	6,893	186	668	668	1,072	3,858	3,858				
77	Special unemployment benefit in the construction sector	1,419	:	:	51	:	:	58	:	:				
78	Ordinary unemployment benefit in the construction sector	28,396	:	:	725	:	:	611	:	:				
94	Special solidarity funds in credit industry: extraordinary cheques	12,048	:	:	:	:	:	2,431	:	:				1
96	Special solidarity funds in cooperative credit industry: extraordinary cheques	125	:	:	:	:	:	34	:	:				1
97	Special solidarity funds in insurance industry: extraordinary cheques	:	:	:	:	:	:	:	:	:				1
98	Special solidarity funds in Government sector: extraordinary cheques	713 e	:	:	:	:	:	170 e	:	:				1,6
8.2	[Component] Solidarity contracts - Defensive solidarity contracts	-	-	-	-	-	-	-	-	-				3
80	Ordinary Wage Compensation Fund	82,119	:	:	:	:	:	:	:	:				7
81	Extraordinary Wage Compensation Fund	58,837	:	:	:	:	:	:	:	:				7


C.4.11 LMP participants by intervention and by type of action: Italia, 2005

Category, intervention number and name	Number of participants													
	Men and women						Women							
	Total			Under 25s			Total			Total				
	16 Stock	17 Entrants	18 Exits	16 Stock	17 Entrants	18 Exits	16 Stock	17 Entrants	18 Exits	16 Stock	17 Entrants	18 Exits		
9	Early retirement													
9.2	16 Early retirement	95,475	204	-	-	-	-	-	-	-	17,477	58	-	-
		95,475	204	-	-	-	-	-	-	-	17,477	58	-	8
2-7	Total LMP measures (categories 2-7)	1,380,817 ui	:	:	:	:	:	:	:	:	:	:	:	:
8-9	Total LMP supports (categories 8-9)	788,267 e	:	:	:	:	:	:	:	:	282,448 ui	:	:	:

Key : Not available; :n Not significant; - Not applicable or real zero or zero by default; 0 or 0.00 Less than half of the unit used; e Eurostat estimate; s Estimated value; ui Unreliable or uncertain data; participant data complete for interventions covering >=80% but <100% of expenditure

- 1 Stock: end-year figure.
- 2 Data exclude persons aged under 18 who are assumed to have moved into apprenticeship directly from compulsory education - decision of the LMP Task Force on Apprenticeship, 2003.
- 3 Beneficiaries of defensive contracts are registered under measures I-80 and I-81 in category 8.
- 4 Intervention ended.
- 5 Entrants: total beneficiaries (new starts plus end-year stock).
- 6 The data refers to 2004.
- 7 Stock: estimate of full-time equivalents
- 8 Data exclude persons still in receipt of benefits but who have reached the normal retirement age (65 for men and 60 for women). Stock: start-year figure.

C.4.12 LMP participants by intervention and by type of action: Latvia, 2005


 Category, intervention number and name		Number of participants												
		Men and women					Women							
		Total		Under 25s			Total		Total					
		16 Stock	17 Entrants	18 Exits	16 Stock	17 Entrants	18 Exits	16 Stock	17 Entrants	18 Exits	Notes			
1	Labour market services													
1.1	25 Psychological evaluation of the learning capacity of unemployed aimed at the acquisition of particular education programmes	:	13,277	:	:	3,422	:	:	9,578	:	:	9,578	:	:
2	Training													
2.1	3 Occupational training, re-training and raising of qualification of the unemployed	5,378	27,274	:	1,107 s	5,287	:	4,219	21,163	:	1,462	5,307	:	:
4	Modular training	1,937	7,185	:	394 s	1,460	:	1,868	13,218	:	889	2,638	:	:
23	Training for social risk groups including information and communication technology support for the disabled	2,366	16,839	:	408 s	2,904	:	1,868	13,218	:	889	2,638	:	:
		1,075	3,250	:	305 e	923	:	889	2,638	:			:	:
3	Job rotation and job sharing	-	-	:	-	-	:	-	-	:	-	-	:	-
4	Employment incentives	1,567 s	10,652	:	966 ui	9,695	:	876 s	6,329	:	2	-	:	:
4.1	8 Pilot project - Subsidised work places for unemployed with disabilities	3	-	:	-	-	:	4	-	:			:	:
9	Subsidised work places for pre-retirement age unemployed with disabilities	5	-	:	-	-	:	50	54	:			:	:
14	Social enterprises for employment of the less competitive unemployed	108	115	:	7 e	7	:	460 s	5,516	:			:	:
24	Skill development for secondary school or secondary occupational school students during their summer holidays	772 s	9,264	:	772 s	9,264	:	63 s	380	:			:	:
26	Pilot project - Development of necessary working skills	89 s	534	:	25 s	147	:	32 s	63	:			:	:
28	Subsidised employment for the target group unemployed	56 s	112	:	23 s	46	:	51 s	102	:			:	:
29	Work practice for young unemployed	94 s	187	:	92 s	184	:	214 s	214	:			:	:
30	Subsidised work places for the unemployed from social risk groups	440 s	440	:	47 s	47	:			:			:	:
5	Supported employment and rehabilitation	275	383	:	35 e	47	:	144	207	:			:	:
5.1	27 Subsidised employment for unemployed with special needs	275	383	:	35 e	47	:	144	207	:			:	:
6	Direct job creation	2,411	14,446	:	110 s	661	:	1,203	7,358	:			:	:
13	Paid temporary public works (PTPW)	2,411	14,446	:	110 s	661	:	1,203	7,358	:			:	:
7	Start-up incentives	-	-	:	-	-	:	-	-	:	-	-	:	-

C.4.12 LMP participants by intervention and by type of action: Latvia, 2005

Category, intervention number and name	Number of participants												Notes
	Men and women						Women						
	Total			Under 25s			Total			Total			
	16 Stock	17 Entrants	18 Exits	16 Stock	17 Entrants	18 Exits	16 Stock	17 Entrants	18 Exits	16 Stock	17 Entrants	18 Exits	
8	Out-of-work income maintenance and support	31,998 e	37,947	70,561	4,645 e	5,291 ui	-	19,313 e	20,525 ui	40,699			
8.1	15 Full unemployment benefit	31,998 e	36,450	70,561	4,645 e	5,291 e	-	19,313 e	20,525	40,699			
8.5	16 Satisfaction of employees' claims from the employee claims guarantee fund	-	1,497	-	-	-	-	-	-	-			
9	Early retirement	-	-	-	-	-	-	-	-	-			
2-7	Total LMP measures (categories 2-7)	9,631 s	52,755	-	2,218 ui	15,690	-	6,442 s	35,057	-			
8-9	Total LMP supports (categories 8-9)	31,998 e	37,947	70,561	4,645 e	5,291 ui	-	19,313 e	20,525 ui	40,699			

Key : Not available; :n Not significant; - Not applicable or real zero or zero by default; 0 or 0.00 Less than half of the unit used; e Estimated value; ui Unreliable or uncertain data; participant data complete for interventions covering >=80% but <100% of expenditure

C.4.13 LMP participants by intervention and by type of action: Lietuva, 2005

 Category, intervention number and name		Number of participants											
		Men and women						Women					
		Total			Under 25s			Total			Total		
		16 Stock	17 Entrants	18 Exits	16 Stock	17 Entrants	18 Exits	16 Stock	17 Entrants	18 Exits	16 Stock	17 Entrants	18 Exits
1	Labour market services	113,747 ui	288,355	259,294 ui	9,638 ui	55,961	38,787 ui	67,485 ui	169,014	144,815 ui			
1.1	Individual Employment Plans, assistance in finding jobs, employment mediation services	113,179	170,136	208,062	9,541	25,100	29,564	67,117	93,230	111,906			
9	"Job clubs"	568	51,136	51,232	97	9,175	9,223	368	32,844	32,909			
12	Vocational counselling services provided by the psychologists of the territorial labour market training and counselling offices	:	67,083	:	:	21,686	:	:	42,940	:	1		
2	Training	5,427	25,209	21,750	1,345	4,465	3,898	3,108	14,423	12,474			
2.3	Vocational training	4,681	16,724	13,650	1,272	3,953	3,459	2,733	9,332	7,521			
4	Unemployment prevention programme - preventative training	386	2,851	2,522	55	379	311	161	1,183	1,056			
10	Renewal of Occupational Knowledge and Practical Skills of the Long-term Unemployed	300	5,412	5,393	4	81	82	212	3,903	3,890			
11	Vocational training and employment of persons released from places of imprisonment	60	222	185	14	52	46	2	5	7			
3	Job rotation and job sharing	-	-	-	-	-	-	-	-	-			
4	Employment incentives	:	10,004	:	:	2,786 ui	:	:	6,006 ui	:			
4.1	Support of social enterprises	:	366	:	:	:	:	:	:	:			
3	Local Employment Initiatives projects	:	452	:	:	99	:	:	194	:			
6	Subsidised jobs	:	3,647	:	:	872	:	:	2,465	:			
13	Supported works	1,282	5,539	4,350	400	1,815	1,573	775	3,347	2,490			
5	Supported employment and rehabilitation	:	688	:	:	44	:	:	290	:			
5.1	Subsidised jobs for the disabled	:	676	:	:	43	:	:	288	:			
5.2	Vocational (occupational) rehabilitation	4	12	1	1	1	-	1	2	1	2		
6	Direct job creation	6,664	39,281	38,761	529	5,028	4,985	3,196	18,566	18,371			
5	Public works	6,664	39,281	38,761	529	5,028	4,985	3,196	18,566	18,371			
7	Start-up incentives	124	4,426	:	:	630	:	:	2,564	:			
15	Support for setting up of individual business (loans for the unemployed)	35	3	:	:	-	:	:	2	:			
16	Training programme on business fundamentals	89	4,423	4,307	11	630	602	53	2,562	2,499			

C.4.13 LMP participants by intervention and by type of action: Lithuania, 2005


	Category, intervention number and name	Number of participants											
		Men and women						Women					
		Total			Under 25s			Total			Total		
		16 Stock	17 Entrants	18 Exits	16 Stock	17 Entrants	18 Exits	16 Stock	17 Entrants	18 Exits	16 Stock	17 Entrants	18 Exits
8	Out-of-work income maintenance and support	15,425	49,479	:	984	:	:	:	9,255	:	:	:	
8.1	21 Unemployment social insurance benefit	15,425	38,825	36,067	984	3,034	4,496	9,255	21,905	20,254			
8.5	22 Compensation from the Guarantee Fund	-	10,654	:	-	:	:	-	:	:			
9	Early retirement	6,771	27	6,766	-	-	-	2,932	6	2,554			
9.2	23 Pre-pension unemployment benefit	6,771	27	6,766	-	-	-	2,932	6	2,554			
2-7	Total LMP measures (categories 2-7)	:	79,608	:	:	12,953 ui	:	:	41,849 ui	:			
8-9	Total LMP supports (categories 8-9)	22,196	49,506	42,833 ui	984	3,034 ui	4,496 ui	12,187	21,911 ui	22,808 ui			

Key : Not available; :n Not significant; - Not applicable or real zero or zero by default; 0 or 0.00 Less than half of the unit used; e Estimated value; s Eurostat estimate; ui Unreliable or uncertain data; participant data complete for interventions covering >=80% but <100% of expenditure

1 Number of pupils, students, their parents and teachers are included into the column "Previous status - Unknown"

2 This measure was launched in July 2005, that is why while calculating 'stock' the sum of numbers of participants at the end of each month was divided into 6 months.

C.4.14 LMP participants by intervention and by type of action: Luxembourg, 2005

 Category, intervention number and name		Number of participants											
		Men and women					Women						
		Total		Under 25s			Total		Total				
		16 Stock	17 Entrants	18 Exits	16 Stock	17 Entrants	18 Exits	16 Stock	17 Entrants	18 Exits	Notes		
1	Labour market services	:	:	:	:	:	:	:	:	:	:	:	:
2	Training	2,057	3,124 s	:	1,255	2,024 s	:	814	1,253 s	:	:	:	:
2.1	11 Training for entering or re-entering the labour market	:	:	:	:	:	:	:	:	:	:	:	:
	12 Vocational retraining (workers)	:	:	:	:	:	:	:	:	:	:	:	:
	20 Vocational training and retraining measures for disabled workers	:	4	:	:	:	:	:	:	:	:	:	:
2.2	24 Temporary auxiliary contract	1,368	2,301	:	959	1,715	:	597	1,042	:	:	:	:
	25 Training course of insertion in enterprise	214	251	294 s	155	177	210 s	37	50	55 s	:	:	:
	26 Training course for vocational reinsertion	263	386	:	-	-	-	84	130	:	:	:	:
	29 Apprenticeship for adults	212	182 s	:	141	132 s	:	96	31 s	:	:	:	:
3	Job rotation and job sharing	-	-	-	-	-	-	-	-	-	-	-	-
4	Employment incentives	:	:	:	:	:	:	:	:	:	:	:	:
3	Aid to re-enter the labour market	2,505	:	:	:	:	:	835 e	:	:	:	:	1
13	Subsidies for the creation of jobs of socio-economic value	-	-	-	-	-	-	-	-	-	-	-	-
21	Measures of professional (re)integration of disabled workers	:	1,127	:	:	:	:	:	:	:	:	:	:
4.1	6 Aid for employing long-term and older unemployed	773	406	163 s	-	-	-	-	-	-	-	-	2
	7 Mobility allowance	-	191	-	-	-	-	-	-	-	-	-	-
	9 Income tax reduction for employing unemployed people	:	507	:	:	:	:	:	:	:	:	:	:
	31 Compensatory benefit	:	322	:	:	:	:	:	:	:	:	:	:
5	Supported employment and rehabilitation	:	1,041	2	:	:	:	:	:	:	:	:	:
5.1	22 Adaptation of the workplace for disabled workers	-	4	-	-	-	-	-	-	-	-	-	-
	23 Reimbursement of supplementary leave for disabled workers	-	959	-	-	-	-	-	-	-	-	-	-
27	Creation of positions for the disabled	:	50	:	:	:	:	:	:	:	:	:	:
33	Wage participation	:	18	2	:	:	:	:	:	:	:	:	:
5.2	32 Redeployment measures	:	10	:	:	:	:	:	:	:	:	:	:
6	Direct job creation	391	:	:	71	:	:	134	:	:	:	:	:
2	Extraordinary works of general interest	54	:	:	-	:	:	:	:	:	:	:	:
10	Socially useful works	248	523	492 s	60	142	126 s	83	181	167 s	:	:	:
28	Pool of assistants	89	75	:	11	19	:	51	46	:	:	:	:

C.4.14 LMP participants by intervention and by type of action: Luxembourg, 2005


eurostat	Category, intervention number and name	Men and women										Number of participants							
		Total					Under 25s					Women							
		17 Entrants		18 Exits		16 Stock	17 Entrants		18 Exits		16 Stock	17 Entrants		18 Exits					
		: n	: s	: n	: s		: n	: s	: n	: s		: n	: s	: n	: s				
7	Start-up incentives																		
14	Subsidies for the creation of businesses by the unemployed	: n	19	: n	19														
8	Out-of-work income maintenance and support	7,234 s	37,536	:		937 ui	1,559 ui	:		2,208 ui	3,517 ui	:							
8.1	Unemployment compensation	4,932	8,208	:		937 s	1,559 s	:		2,208	3,517	:							
8.2	Partial unemployment benefit	74 s	883	:		:	:	:		:	:	:							
4	Compensation for unemployment due to technical reasons or bad weather in the building sector	2,228 s	26,733		26,733	:	:	:		:	:	:							
8.5	Debt guarantee in case of employer closing down	-	1,712		-					-	-								
9	Early retirement	1,324	518		525 s														
9.1	Early retirement	1,324	518		525 s														
2-7	Total LMP measures (categories 2-7)	:	:	:	:														
8-9	Total LMP supports (categories 8-9)	8,558 s	38,054	:		937 ui	1,559 ui	:											

Key : Not available; : n Not significant; - Not applicable or real zero or zero by default; 0 or 0.00 Less than half of the unit used; e Eurostat estimate; ui Unreliable or uncertain data; participant data complete for interventions covering >=80% but <100% of expenditure

1 Intervention not applied in 2005.

2 Stock: end-year figure.

C.4.15 LMP participants by intervention and by type of action: Magyarország, 2005

 Category, intervention number and name		Number of participants										
		Men and women					Women					
		Total		Under 25s			Total		Total			
		16 Stock	17 Entrants	18 Exits	16 Stock	17 Entrants	18 Exits	16 Stock	17 Entrants	18 Exits	Notes	
1	Labour market services	2 ui	:	:	- ui	:	:	- ui	:	:		
1.1	2 Assistance for dedicated job seekers	2	56	64	:	:	:	:	:	:		
7	Subsidies for mitigating the impact of collective redundancies	:	:	:	:	:	:	:	:	:		
20	Reimbursement of expenses	-	:	:	-	:	:	-	:	:		
2	Training	14,224	37,888	28,189	:	:	:	:	:	:		
2.1	3 Training for unemployed	12,609	34,622	24,903	4,303	11,350	7,835	7,551	18,949	14,232		
4	4 Training for employed persons	1,615	3,266	3,286	:	:	:	:	:	:		
3	Job rotation and job sharing	-	-	-	-	-	-	-	-	-		
4	Employment incentives	36,485 ui	52,567 ui	43,396 ui	:	:	:	:	:	:		
4.1	5 Creation of new jobs and maintenance of existing jobs	2,742	998	1,118	:	:	:	:	:	:		
6	6 Part-time employment	584	875	738	:	:	:	:	:	:		
10	Assistance for employment of incapacitated workers	:	:	:	:	:	:	:	:	:		
11	Creation of new jobs (temporary contracts)	17,715	21,492	16,183	2,544	2,989	2,372	9,613	11,308	8,524	1	
13	Work experience for persons entering the labour market	7,158	9,448	7,761	6,360	8,425	6,999	3,878	5,076	4,180		
14	Assumption of employment-related contributions	3,821	8,953	7,278	:	:	:	:	:	:		
15	Support for the employment of unemployment entrants	181	214	226	181	214	226	49	55	62		
22	Transportation of persons in group	:	:	:	:	:	:	:	:	:		2
23	Support for long-distance travel costs	:	:	:	:	:	:	:	:	:		2
24	Support of housing	:	:	:	:	:	:	:	:	:		2
25	Recruitment incentives	:	:	:	:	:	:	:	:	:		2
4.2	8 Maintenance of existing job	4,284	10,587	10,092	:	:	:	:	:	:		
5	Supported employment and rehabilitation	-	-	-	-	-	-	-	-	-		
6	Direct job creation	16,523	53,302	52,964	2,261	7,610	7,700	7,119	20,943	20,602		
12	Support for community service work	16,523	53,302	52,964	2,261	7,610	7,700	7,119	20,943	20,602		
7	Start-up incentives	4,127	3,097	3,476	:	:	:	:	:	:		
16	Assistance for unemployed persons to become entrepreneurs	1,016	2,479	2,155	95	216	208	434	1,068	938		
17	Assistance for self-employment	3,111	618	1,321	:	:	:	:	:	:		

C.4.15 LMP participants by intervention and by type of action: Magyarország, 2005


	Category, intervention number and name	Number of participants											
		Men and women						Women					
		Total			Under 25s			Total			Total		
		16 Stock	17 Entrants	18 Exits	16 Stock	17 Entrants	18 Exits	16 Stock	17 Entrants	18 Exits	16 Stock	17 Entrants	18 Exits
8	Out-of-work income maintenance and support	129,583	346,525	370,003	9,711	34,183	38,541	66,816	168,251	177,405			
8.1	Unemployment benefit	111,732	308,288	329,787	9,335	33,429	37,685	55,860	144,941	152,714			
21	Incentive benefits provided to job seekers	17,851	38,237	40,216	376	754	856	10,956	23,310	24,691			
9	Early retirement	5,521	2,900	3,092	-	-	-	1,326	500	743			
9.2	Unemployment aid prior to retirement	5,521	2,900	3,092	-	-	-	1,326	500	743			
2-7	Total LMP measures (categories 2-7)	71,359 ui	146,854 ui	128,025 ui	9,711	34,183	38,541	68,142	168,751	178,148			
8-9	Total LMP supports (categories 8-9)	135,104	349,425	373,095	9,711	34,183	38,541	68,142	168,751	178,148			

Key : Not available; :n Not significant; - Not applicable or real zero or zero by default; 0 or 0.00 Less than half of the unit used; e Estimated value; s Eurostat estimate; ui Unreliable or uncertain data; participant data complete for interventions covering >=80% but <100% of expenditure


1 Total Stock/Entrants/Exits include disabled participants previously reported in HU-9.

2 Participants for HU-22, 23, 24 and 25 are grouped together under HU-23.

C.4.16 LMP participants by intervention and by type of action: Nederland, 2005

 Category, intervention number and name		Number of participants														
		Men and women						Women						Notes		
		Total			Under 25s			Total			Total					
		16 Stock	17 Entrants	18 Exits	16 Stock	17 Entrants	18 Exits	16 Stock	17 Entrants	18 Exits	16 Stock	17 Entrants	18 Exits			
1	Labour market services															
1.1	52	[Component] Reintegration budget UWV regarding WW-recipients - Individual case-management	225,400	:	:	:	:	:	:	:	:	:	:	:	:	
	53	[Component] Case-management municipalities (Agenda for the Future) - Individual case-management	56,100	41,400	:	:	:	:	:	:	:	:	:	:	:	1,2
	54	[Component] Minority-targeted LMP (Stimulation labour participation) - Individual case-management	3,600	:	:	:	:	:	:	:	:	:	:	:	:	3
	64	[Component] Flexible reintegration budget municipalities - Individual case-management	165,700	:	:	:	:	:	:	:	:	:	:	:	:	4
2	Training															
	31	[Component] WW - Unemployment insurance - Unemployment benefits during training (UBdt)	133,930	:	:	:	:	:	:	:	:	:	:	:	:	4,5
	33	[Component] Abw/WWB - National assistance benefit (IOAW and IOAZ included) - Training	-	-	-	-	-	-	-	-	-	-	-	-	-	4,6
	56	[Component] ESF - Equal (for unemployed) - Publicly financed training for unemployed/inactive	2,900	:	:	:	:	:	:	:	:	:	:	:	:	4
2.1	50	Practically-oriented training for unemployed (Praktijkscholing HVS)	-	-	-	-	-	-	-	-	-	-	-	-	-	7
	53	[Component] Case-management municipalities (Agenda for the Future) - Training	-	-	-	-	-	-	-	-	-	-	-	-	-	1,2
	64	[Component] Flexible reintegration budget municipalities - Training	18,400	:	:	:	:	:	:	:	:	:	:	:	:	4
2.2	40	SVWW - Stimulation of fulfilling vacancies by unemployed and employed at risk	5,730	7,052 e	:	:	:	:	:	:	:	:	:	:	:	
2.3	51	[Component] ESF-3 - Training for unemployed/inactive	25,000	:	:	:	:	:	:	:	:	:	:	:	:	4
	52	[Component] Reintegration budget UWV regarding WW-recipients - Training	6,200	4,600	:	:	:	:	:	:	:	:	:	:	:	
	54	[Component] Minority-targeted LMP (Stimulation labour participation) - Training	900	:	:	:	:	:	:	:	:	:	:	:	:	3
2.4	1	[Component] WVA - Act on reduction of employers tax and social security contributions - VO (apprentices)	74,800	74,800 e	74,800 e	:	:	:	:	:	:	:	:	:	:	8
3	Job rotation and job sharing															

C.4.16 LMP participants by intervention and by type of action: Nederland, 2005

 Category, intervention number and name		Number of participants											
		Men and women					Women					Notes	
		Total		Under 25s			Total		Total				
		16 Stock	17 Entrants	18 Exits	16 Stock	17 Entrants	18 Exits	16 Stock	17 Entrants	18 Exits			
4	Employment incentives	64,800	:	:	:	:	:	:	:	:	:		
4.1	[Component] WVA - Act on reduction of employers tax and social security contributions - VLW (LTU)	16,600	e	16,600	e							8	
14	RSP - Regulation on employment in domestic services	-	-	-	-							9	
57	Job finders tax reduction	7,300										1	
60	Temporary measure for transforming ID-jobs into regular jobs	-	-	-	-							10	
64	[Component] Flexible reintegration budget municipalities - Wage cost subsidy	40,900										4	
5	Supported employment and rehabilitation	173,113	43,204 e	42,665 e	7,209 ui	1,563 ui	514 ui	25,795 ui	2,189 ui	1,600 ui			
59	Act on the (re)integration in employment of the occupationally disabled (REA)	73,900	e	36,950	e								
5.1	WSW - Sheltered employment act	99,213		6,254		7,209	e	514	e	25,795		1,600	4
6	Direct job creation	-	-	-	-								
7	Start-up incentives	-	-	-	-								
8	Out-of-work income maintenance and support	766,470	:	:	:	:	:	340,420 ui	:	:	:		
8.1	[Component] WW - Unemployment insurance - WW - Unemployment insurance	305,140		364,560		12,770		53,270		137,600		171,240	4,5
32	TW - Supplementary benefits	-	-	-	-								11
33	[Component] Abw/WWB - National assistance benefit (IOAW and IOAZ included) - Abw/WWB	367,330								202,820			4,6
61	Unemployment benefits former civil servants (WRO)	94,000		1,000									12
9	Early retirement	-	-	-	-								


C.4.16 LMP participants by intervention and by type of action: Nederland, 2005

Category, intervention number and name	Number of participants											
	Men and women						Women					
	Total			Under 25s			Total			Total		
	16 Stock	17 Entrants	18 Exits	16 Stock	17 Entrants	18 Exits	16 Stock	17 Entrants	18 Exits	16 Stock	17 Entrants	18 Exits
2-7	371,843	:	:	:	:	:	:	:	:	:	:	:
8-9	766,470	:	:	:	:	:	:	:	340,420 ui	:	:	:


Key : Not available; : n Not significant; - Not applicable or real zero or zero by default; 0 or 0.00 Less than half of the unit used; e Eurostat estimate; ui Unreliable or uncertain data; participant data complete for interventions covering >=80% but <100% of expenditure

- 1 Intervention coming to an end.
- 2 Participant data are included in the training component of intervention NL-64.
- 3 Stock figure estimated on the basis of total expenditure + estimated average expenditure per participant (equivalent to average expenditure per participant in ESF-programme of€2,200)
- 4 Stock: end-year figure.
- 5 The number of WW-beneficiaries receiving Unemployment benefit during training are already counted in NL-52 [Training].
- 6 The number of WWB-beneficiaries receiving Unemployment benefit during training are already counted in NL-64 [Training].
- 7 Participants are already included in interventions NL-52/64/53.
- 8 The VLV component (category 4.1) of this intervention is coming to an end.
- 9 Participants already reported under NL-1 of those receiving WVA also receive RSP.
- 10 Participants are already included in NL-64.
- 11 Participants already reported under NL-31. of those receiving WW also receive TW.
- 12 Since 2001, new unemployed civil servants receive the standard WW-scheme (NL-31) instead of the WRO-benefit.


C.4.17 LMP participants by intervention and by type of action: Österreich, 2005

 Category, intervention number and name		Number of participants										Notes		
		Men and women					Women							
		Total		Under 25s			Total		Total					
		16 Stock	17 Entrants	18 Exits	16 Stock	17 Entrants	18 Exits	16 Stock	17 Entrants	18 Exits	18 Exits			
1	Labour market services	:	810,870	:		:	191,678	:		:	340,345	:		
1.1	16	318	34,406	33,315	87	7,529	7,023	184	18,774	18,142	5,726	1		
	28	-	16,680	16,680	-	3,789	3,789	-	5,726	5,726	-			
	34	:	17,821	:	:	8,942	:	:	7,425	:	:			
	54	208,637	741,963	718,144	33,782	171,418	163,523	89,649	308,420	300,876				
2	Training	76,287 e	698,595	682,639 ui	31,246 e	214,150	206,109 ui	42,086 e	367,659	359,241 ui				
18	[Component] Employment foundations - Training and guidance	4,811	4,961	4,213	920	998	636	2,243	2,303	1,919				2
2.1	7	41,524	227,633	225,988	14,256	63,496	64,369	21,943	114,843	113,588				
	8	43,939	204,459	201,594	14,554	58,658	59,078	22,215	101,756	99,616				
	9	1	4	6	-	-	-	1	3	5				
	12	28,204	163,773	163,741	9,877	47,449	47,959	14,238	81,846	81,424				
	25	1,358	1,567	1,228	225	378	243	929	890	780				3
2.2	13	11,630	61,533	63,368	1,938	11,059	11,412	10,205	50,625	51,851				
	35	2,000 e	4,381	:	888 e	1,945	:	917 e	2,009	:				1
	11	6,534	14,248	6,886	6,469	14,131	6,814	2,729	5,889	2,632				
2.4	32	5,865	16,036	15,635	5,865	16,036	15,598	2,678	7,495	7,426				
2.A	60	-69,579 e	-	-	-23,746 e	-	-	-36,012 e	-	-				
3	Job rotation and job sharing	8	27	24	2	9	8	5	16	14				
3.1	25	:	:	:	:	:	:	:	:	:				3
	26	-	-	-	-	-	-	-	-	-				
3.2	63	8	27	24	2	9	8	5	16	14				

C.4.17 LMP participants by intervention and by type of action: Österreich, 2005

 Category, intervention number and name		Number of participants									
		Men and women					Women				
		Total		Under 25s			Total		Total		
		16 Stock	17 Entrants	18 Exits	16 Stock	17 Entrants	18 Exits	16 Stock	17 Entrants	18 Exits	Notes
4	Employment incentives	44,776 e	74,722	62,122 ui	2,740 ui	6,600 ui	16,112 ui	32,236 ui	31,155 ui		
4.1	Promotion of regional mobility and entry into employment - travel allowance	1,254	2,328	2,282	849	1,353	689	1,355	1,318		
6	Promotion of regional mobility and entry into employment - childcare allowance	4,148	11,221	11,106	425	1,164	4,053	10,979	10,873		
15	Integration subsidy (BEB, BESEB, EB)	8,579	23,996	23,370	1,478	4,083	4,100	10,930	10,594		
4.2	Promotion of investment and restructuring	8,741 e	10,898	:	:	:	:	:	:	4	
30	Bonus/malus system and unemployment insurance	22,168	26,279	25,364	-	-	7,373	8,972	8,370		
4.A	Adjustment for double counting category 4	-114 e	-	-	-12 e	-	-103 e	-	-		
5	Supported employment and rehabilitation	:	:	:	:	:	:	:	:		
5.1	37 Support for employment of the disabled through the BSBs	:	14,555	:	:	1,373	:	5,328	:	1	
43	Subsidies for contracted out work (BSB)	-	-	-	-	-	-	-	-		
44	Integration enterprises (BSB)	1,407	:	:	50	:	491	:	:		
6	Direct job creation	5,652	10,989	9,521	1,220	2,308	2,768	4,736	4,153		
14	Socio-economic enterprises (SÖB) and non-profit employment projects (GBP)	5,477	10,764	9,301	1,185	2,259	2,594	4,516	3,937		
27	Childcare institutions	175	225	220	35	49	174	220	216		
7	Start-up incentives	2,247 e	9,668	9,857	136 e	589	832 e	3,466	3,488		
17	Business start-up programme (UGP+GB)	2,903	9,668	9,857	169	589	1,055	3,466	3,488		
18	[Component] Employment foundations - Support for business start-ups	:	:	:	:	:	:	:	:	2	
7.A	Adjustment for double counting category 7	-656 e	-	-	-33 e	-	-223 e	-	-		
8	Out-of-work income maintenance and support	228,753	945,130 e	856,797	33,397	184,788	92,325 ui	348,567 ui	344,275		
8.1	1 Unemployment benefit	129,402	610,426	596,691	24,166	141,398	52,839	242,240	237,512		
2	Unemployment assistance	96,512	253,899	257,380	9,211	42,973	39,430	105,689	106,105		
8.2	20 Short-time working allowance	147	2,718	2,726	20	417	56	638	658		
21	Bad weather compensation (Builders' Holiday and Severance Payments Fund)	2,692	41,587	-	:	:	:	:	:		
8.5	33 Insolvency-bankruptcy compensation	-	36.500 e	-	-	:	-	:	-		

C.4.17 LMP participants by intervention and by type of action: Österreich, 2005

 Category, intervention number and name		Number of participants									
		Men and women					Women				
		Total		Under 25s			Total		Total		
		16 Stock	17 Entrants	18 Exits	16 Stock	17 Entrants	18 Exits	16 Stock	17 Entrants	18 Exits	Notes
9	Early retirement	63,310	53,002	32,186	139	441	313	28,331	22,269	12,659	
9.2	3	1,735	94	201	-	-	-	57	3	7	
4	Transfer benefits to facilitate transition into retirement - Special support (SUG)	21,502	45,135	28,807	139	441	313	7,845	17,696	10,842	5
49	Pension advances	34,904	2,533	2,347	-	-	-	16,453	1,089	1,199	
64	Part-time pay/support for older workers	5,169	5,240	831	-	-	-	3,976	3,481	611	
	Transition benefit										
2-7	Total LMP measures (categories 2-7)	130,377 ui	808,556 ui	764,163 ui	35,394 ui	225,029 ui	215,443 ui	62,294 ui	413,441 ui	398,051 ui	
8-9	Total LMP supports (categories 8-9)	292,063	998,132 e	888,983	33,536	185,229	174,778	120,656 ui	370,836 ui	356,934	

Key : Not available; :n Not significant; - Not applicable or real zero or zero by default; 0 or 0.00 Less than half of the unit used; e Estimated value; s Eurostat estimate; ui Unreliable or uncertain data; participant data complete for interventions covering >=80% but <100% of expenditure

1 Entrants: total beneficiaries (new starts plus end-year stock).

2 Mixed measure (categories 2 and 7) - it is not possible to separate the data so all participants are allocated to training, which is the most important component.

3 Mixed measure (categories 2 and 3) - it is not possible to separate the data so all participants are allocated to training, which is the most important component.


4 Stock: average of two year-end figures.

5 Includes some applicants for invalidity pension.

C.4.18 LMP participants by intervention and by type of action: Poland, 2005

Category, intervention number and name		Men and women										Number of participants				
		Total					Under 25s					Women				
		16 Stock		17 Entrants		18 Exits	16 Stock		17 Entrants		18 Exits	16 Stock	17 Entrants	18 Exits	Notes	
		:	:	:	:	:	:	:	:	:	:	:	:	:	:	
1	Labour market services															
1.1	22 Job clubs - Training in job-search skills	95	14,610	12,278		53	5,270 s	4,429 s		85	10,035 s	8,434 s			1	
	23 Job clubs - Activation activities	-	63,795	63,795		-	31,820 s	31,820 s		-	39,232 s	39,232 s				
	24 Vocational counselling (guidance)	-	429,087	429,087		-	220,070 s	220,070 s		-	240,628	240,628				
	25 Financing of travel costs	:	:	:		:	:	:		:	:	:				
	26 Financing of accommodation costs	:	:	:		:	:	:		:	:	:				
2	Training	112,376 s	383,532 ui	332,249 ui		77,962 ui	226,892 ui	184,568 ui		74,064 ui	224,185 ui	196,881 ui				
2.1	3 Vocational training organized by Local (powiat) Labour Office	6,416	:	:		:	:	:		2,449	:	:			1	
	4 Vocational training organised by employers	30	:	:		:	:	:		13	:	:			1	
2.1	21 Training	6,601	150,925	147,837		2,388 s	54,595 s	56,372 s		2,939 s	67,189 s	73,951 s			1	
2.2	17 Vocational training in the workplace	25,391	66,962	48,621		8,582	25,559	17,624		16,833	41,713	29,435			1	
	29 Refund of costs of specialist training for workers threatened by lay-offs for reasons relating to place of work	49 e	49	41		:	:	:		8 e	8	8				
2.3	30 Scholarship for continuing education	228 s	2,730	:		:	:	:		155 s	1,855	:			1	
2.4	13 JUNIOR - vocational activation programme for disabled school-leavers	137	137	98		137	137	98		:	:	:				
	16 Apprenticeship	73,524	162,729	135,652		66,855	146,601	110,474		51,667	113,420	93,487			1	
3	Job rotation and job sharing	: n	6	: n		: n	: n	: n		: n	-	-				
3.1	28 Replacement work	: n	6	: n		: n	: n	: n		-	-	-				
4	Employment incentives	91,710 ui	240,498 ui	:		10,978 ui	28,189 ui	:		41,303 ui	102,689 ui	:				
4.1	1 Adaptation of the workplace for persons with disability	225	:	:		:	:	:		96	:	:			1	
15	Interventional jobs	24,665	70,878	60,517		8,713	21,915	17,327		13,165	34,399	28,978			1	
20	Refund of costs of equipment and additional equipment of the workplace for the placed unemployed person	1,194 s	14,325	14,325		365 s	4,374	4,374		550 s	6,602	6,602				
27	Activation allowances	19,705	109,374	:		:	:	:		7,487	41,683	:			1	
31	Support of employment in households	:	:	:		:	:	:		:	:	:			2	
32	Refund of social insurance contributions	:	:	:		:	:	:		:	:	:				
33	Co-financing the costs of care for children or dependants	:	:	:		:	:	:		:	:	:			2	
4.2	11 Wage subsidies for disabled workers in working establishments	45,921	45,921	:		1,900	1,900	:		20,005	20,005	:				

C.4.18 LMP participants by intervention and by type of action: Poland, 2005

 Category, intervention number and name		Number of participants									
		Men and women					Women				
		Total		Under 25s			Total		Total		
		16 Stock	17 Entrants	18 Exits	16 Stock	17 Entrants	18 Exits	16 Stock	17 Entrants	18 Exits	Notes
5	Supported employment and rehabilitation	:	:	:	:	:	:	:	:	:	
5.1	2 Reimbursement of cost of remuneration of employee assisting the disabled worker	32	:	:	:	:	:	:	:	:	1
6	Support for employers running SWE - refund of training costs related to a change in the production process	97	:	:	:	20	:	:	:	:	1
7	Support for employers running SWE - one-off loan for the protection of existing workstations for disabled persons	:	:	:	:	:	:	:	:	:	
9	Co-financing the social insurance contributions of disabled workers	:	:	:	:	:	:	:	:	:	
10	Support for employers running SWE - co-financing up to 50% of interest due on bank loans	20,410	:	:	:	:	:	:	:	:	1
12	Wage subsidies for disabled workers in sheltered work establishments	224,596	224,596	:	7,574	7,574	:	89,438	89,438	:	
14	People with disabilities in the public service	823	:	:	:	:	:	:	:	:	1
5.2	8 Reimbursement of costs of creating and operating vocational activity establishments	1,213	:	:	:	:	424	:	:	:	1
6	Direct job creation	9,547	69,180	68,119	2,021	11,808	11,100	5,382	30,400	29,994	
18	Public works	9,547	69,180	68,119	2,021	11,808	11,100	5,382	30,400	29,994	1
34	Socially useful work	:	:	:	:	:	:	:	:	:	2
7	Start-up incentives	2,597 s	24,865 ui	24,865 ui	424 ui	5,083 ui	5,083 ui	1,065 s	11,048 ui	11,048 ui	
5	Support for starting or running a business	525	:	:	:	:	:	144	:	:	1
19	Grant for the unemployed starting economic activity	2,072 s	24,865	24,865	424 s	5,083	5,083	921 s	11,048	11,048	
8	Out-of-work income maintenance and support	374,342	675,541	:	:	:	:	159,915	281,184	:	
8.1	35 Benefits for unemployed	374,342	675,541	:	:	:	:	159,915	281,184	:	1
8.5	41 Bankruptcy compensation	-	:	-	-	:	-	-	-	-	
9	Early retirement	501,574	:	:	-	:	:	223,819	:	:	
9.2	36 Pre-retirement benefits	234,262	-	:	-	:	:	92,672	-	:	1,3
37	Pre-retirement allowances	267,312	:	:	-	:	:	131,147	:	:	1

C.4.18 LMP participants by intervention and by type of action: Poland, 2005

Category, intervention number and name	Number of participants											
	Men and women						Women					
	Total		Under 25s		18 Exits		Total		17 Entrants		18 Exits	
	16 Stock	17 Entrants	18 Exits	16 Stock	17 Entrants	18 Exits	16 Stock	17 Entrants	18 Exits	16 Stock	17 Entrants	18 Exits
2-7												
8-9												
Total LMP measures (categories 2-7)	463,401 ui	942,677 ui	:	98,959 ui	279,546 ui	:	211,696 ui	457,760 ui	:	383,734	:	:
Total LMP supports (categories 8-9)	875,916	:	:	:	:	:	:	:	:	:	:	:


Key : Not available; :n Not significant; - Not applicable or real zero or zero by default; 0 or 0.00 Less than half of the unit used; e Eurostat estimate; ui Unreliable or uncertain data; participant data complete for interventions covering >=80% but <100% of expenditure

1 Stock: end-year figure.


2 Intervention started in 2005.

3 Measure commencing to an end.


C.4.19 LMP participants by intervention and by type of action: Portugal, 2005

 Category, intervention number and name		Number of participants																
		Men and women						Women										
		Total			Under 25s			Total			Total							
		16 Stock	17 Entrants	18 Exits	16 Stock	17 Entrants	18 Exits	16 Stock	17 Entrants	18 Exits	16 Stock	17 Entrants	18 Exits					
1	Labour market services																	
1.1	95	[Component] Public employment services - Individual case-management																1
				181,555 e														
				181,555 e														
2	Training																	
96	[Component] Integration enterprises - Training																	
99	PROF.U - Training programme for the integration of youngsters (Azores)																	
				67,922	67,841 ui		34,433	29,302 ui	30,603 ui		26,379	39,891 ui	41,544 ui					2
				1,265		900	1,265	728			335	466	397					
2.1	14	Training grants for workers	148	370	292	37	73	40			66	137	196					
63	Initial training (excluding apprenticeship)		3,450	5,348	5,875	2,996	4,294	4,697			1,600	2,540	2,794					3
64	Training for unemployed		8,687	24,563	27,621	1,798	4,918	5,565			5,678	16,360	18,802					3
67	Special training for disadvantaged groups		756	7,259	5,561	104	1,287	1,146			310	5,052	3,655					3
103	Intervention for vocational training and employment			95														
115	Vocational training for young and adults		7,239	7,351	5,773	3,959	3,737	2,790			4,026	4,451	3,511					
133	Support to handicraft and activities related to natural/cultural/urban heritage		1,380	450	1,603	133	29	166			1,065	345	1,217					
2.2	22	Practical vocational training	8,068	11,599	10,497	4,573	6,388	6,011			5,376	7,506	7,053					
98	Placement programme (Azores)		469	758	635	351	564	464			338	544	441					
105	Practical vocational training aiming at socio-professional integration			691														
127	[Component] Life and Work Programme (Madeira) - Socio-professional integration training period		7	7	16	1	-	1			1	-	5					
2.3	20	Vocational training workshops programme	65	123	104	20	44	35			61	118	91					
127	[Component] Life and Work Programme (Madeira) - Theoretical-practical training		38	-	89	5	-	15			15	-	34					4
2.4	7	Apprenticeship training for young people	19,691	6,748	9,046	19,556	6,703	8,945			7,508	2,372	3,348					
3	Job rotation and job sharing																	
3.1	116	Employment-training rotation program		1														
				1														

C.4.19 LMP participants by intervention and by type of action: Portugal, 2005

 Category, intervention number and name		Number of participants									
		Men and women					Women				
		Total		Under 25s			Total		Total		
		16 Stock	17 Entrants	18 Exits	16 Stock	17 Entrants	18 Exits	16 Stock	17 Entrants	18 Exits	Notes
4	Employment incentives	86,243 ui	38,474 ui	40,013 ui	42,658 ui	20,990 ui	21,624 ui	43,682 ui	19,287 ui	19,662 ui	
68	Promotion of socio-professional integration of disabled	942	547	54	409	226	24	354	203	20	
96	[Component] Integration enterprises - Integration premiums	2,704	1,596	1,523	455	256	245	2,120	1,200	1,136	2
122	Social employment market (Azores)	6	2	-	-	-	-	3	1	-	
4.1	Subsidies for permanent employment contracts	3,767	1,183	130	1,595	509	61	2,612	816	86	
24	Local employment initiatives - ILE	9,500	4,018	91	2,054	1,023	33	5,051	2,235	55	
29	Job creation for young people through exemptions or reductions from compulsory social security contributions	58,284	25,343	34,565	37,405	18,397	20,924	27,243	11,702	16,166	5
31	Reduction of social security contributions to facilitate vocational integration of disabled persons	3,169	487	347	241	101	31	1,081	176	110	5
37	Exemption or reduction from social security contributions to promote recruitment of long-term unemployed	7,236	4,333	3,171	428	390	247	4,652	2,649	2,003	5
62	Salary compensation	:	:	:	:	:	:	:	:	:	
106	Premium for socio-vocational integration	-	40	:	-	n	:	-	n	:	
107	Employment incentive	n	539	:	n	:	:	n	:	:	
125	Integration premium	632	259	11	71	30	1	566	229	11	
127	[Component] Life and Work Programme (Madeira) - Socio-professional integration premium	-	-	-	-	-	-	-	-	-	
127	[Component] Life and Work Programme (Madeira) - Employment support	3	6	:	-	-	:	-	1	:	
131	Stabilize (Azores)	:	121	121	:	58	58	:	75	75	
5	Supported employment and rehabilitation	:	10,125	:	:	:	:	:	:	:	
5.1	Sheltered employment	526	20	7	313	9	3	204	5	1	
5.2	Vocational preparation schemes for disabled persons	:	10,034	:	:	:	:	:	:	:	
84	Training and occupational integration of young people and adults with disabilities (Madeira)	120	71	52	112 e	67	51	38 e	27	19	6

C.4.19 LMP participants by intervention and by type of action: Portugal, 2005

 Category, intervention number and name		Number of participants											
		Men and women						Women					
		Total			Under 25s			Total			Total		
		16 Stock	17 Entrants	18 Exits	16 Stock	17 Entrants	18 Exits	16 Stock	17 Entrants	18 Exits	16 Stock	17 Entrants	18 Exits
6	Direct job creation	21,244	34,871	34,146	2,466	4,284	4,633	15,538	25,562	25,068			
3	Employment scheme for persons in receipt of unemployment benefits	16,137	25,425	24,140	1,595	2,727	3,009	12,021	19,203	18,280			
4	Employment scheme for unemployed persons in need	4,534	8,793	8,896	775	1,398	1,428	3,118	5,913	5,960			
86	Programme for temporary placement of those receiving unemployment benefit (Azores)	265	288	222	33	65	47	185	229	185			
97	INTEGRA - Programme for adult integration (Azores)	: n	6	6	: n	-	-	: n	5	5			
114	Social employment scheme for the unemployed - PROSA (Azores)	10	167	114	1	24	16	5	84	66			
119	Insertion-Employment program	195	-	608	23	-	71	143	-	465		4	
128	Occupational programme for the unemployed (Madeira)	103	192	160	39	70	62	66	128	107			
7	Start-up incentives	6,120	1,640	40 ui	210	55	3 ui	2,184	604	21 ui			
25	Subsidies for creation of self-employed	6,015	1,622	36	200	52	1	2,155	597	19			
26	Support for entry into self-employment - ACPE (Madeira)	: n	4	4	: n	2	2	: n	2	2			
69	Self-employment for disabled	105	13	: n	10	1	: n	29	5	: n			
108	Incentives for self-employment	: n	1	: n	: n	: n	: n	: n	: n	: n			
8	Out-of-work income maintenance and support	302,571 ui	200,806 ui	197,108 ui	21,105 ui	28,965 ui	24,956 ui	166,241 ui	112,398 ui	108,689 ui			
8.1	Unemployment subsidy	229,324	167,653	110,531	14,093	21,259	12,601	121,081	92,495	55,958			
76	Unemployment assistance	73,065	32,729	86,162	7,003	7,679	12,313	45,059	19,628	52,486			
8.2	1 Short-time working or temporary suspension of employment	182	424	415	9	27	42	101	275	245			
8.3	104 Partial unemployment benefit	: n	: n	: n	: n	: n	: n	: n	: n	: n			
8.5	61 Payment of backdated earnings from bankrupt or insolvent firms	: n	: n	: n	: n	: n	: n	: n	: n	: n			
9	Early retirement	12,378	: n	: n	-	-	-	2,768	: n	: n			
9.2	41 Early retirement for the elderly unemployed	10,867	: n	: n	-	-	-	2,646	: n	: n			
44	Early retirement agreements between workers and employers	1,511	: n	: n	-	-	-	122	: n	: n			

C.4.19 LMP participants by intervention and by type of action: Portugal, 2005

eurostat	Category, intervention number and name	Number of participants											
		Men and women						Women					
		Total			Under 25s			Total			Total		
		16 Stock	17 Entrants	18 Exits	16 Stock	17 Entrants	18 Exits	16 Stock	17 Entrants	18 Exits	16 Stock	17 Entrants	18 Exits
2-7	Total LMP measures (categories 2-7)	165,172 ui	153,033 ui	142,099 ui	80,192 ui	54,707 ui	56,917 ui	88,025 ui	85,376 ui	86,315 ui			
8-9	Total LMP supports (categories 8-9)	314,949 ui	200,806 ui	197,108 ui	21,105 ui	28,965 ui	24,956 ui	169,009 ui	112,398 ui	108,689 ui			

Key : Not available; :n Not significant; - Not applicable or real zero or zero by default; 0 or 0.00 Less than half of the unit used; e Estimated value; s Eurostat estimate; ui Unreliable or uncertain data; participant data complete for interventions covering >=80% but <100% of expenditure

1 Data under component 1.1.2 cover IEFP, OEFP and DRFP, but are underestimated because of incomplete data for IEFP.

2 Mixed measure (categories 2 and 4). Some participants are counted in both categories.

3 Regular placements organised through the PES on the mainland and Madeira (IEFP+DRFP) plus persons placed through the ESF (IGFSE).

4 Measure coming to an end.

5 A small number of participants cannot be accurately allocated between measures PT-29, 31 and 37. Participants by measure may therefore be slightly under or over-stated but the total for the three is correct.

6 Stock: end-year figure.

C.4.20 LMP participants by intervention and by type of action: România, 2005

	Category, intervention number and name	Men and women										Number of participants			
		Total					Under 25s					Women			
		16 Stock		17 Entrants		18 Exits	16 Stock		17 Entrants		18 Exits	16 Stock	17 Entrants	18 Exits	Notes
		16 Stock	17 Entrants	18 Exits	16 Stock	17 Entrants	18 Exits	16 Stock	17 Entrants	18 Exits	16 Stock	17 Entrants	18 Exits	Notes	
1	Labour market services	534,393	1,080,934	1,101,412	86,035	184,546	196,016	226,553	451,888	457,910					
1.1	3 Information and counselling services provided by ANOFM to employees at risk of losing their job	-	33,868	-	-	4,285	-	-	13,237	-					
6	Labour mediation	534,393	1,047,066	1,101,412	86,035	180,261	196,016	226,553	438,651	457,910					
2	Training	12,899	43,416	35,319	4,409	14,005	12,912	6,251	22,351	19,317					
2.1	4 Training services prior to dismissal	-	-	-	-	-	-	-	-	-					
7	Training for registered unemployed	12,674	42,489	34,699	4,334	13,747	12,763	6,228	22,173	19,233					
34	Training for other disadvantaged persons on the labour market	21	129	77	4	28	16	12	84	45					
35	Training for offenders	204	798	543	71	230	133	11	94	39					
3	Job rotation and job sharing	-	-	-	-	-	-	-	-	-					
4	Employment incentives	62,906	83,069	48,103	17,461	22,888 ui	3,895 ui	29,287	39,252 ui	18,055 ui					
4.1	10 Credits for entrepreneurs aimed at creating new jobs for unemployed persons	-	2,050	-	-	422	-	-	822	-					
11	Income top-up for unemployed persons finding work before the expiry of the unemployment benefit period	20,337	32,422	48,103	1,048	4,006	3,895	8,278	14,357	18,055					
12	Installation allowance	-	2,069	-	-	272	-	-	362	-					
13	Relocation allowance	-	1,789	-	-	584	-	-	995	-					
14	Subsidies for graduate recruitment	18,773	19,896	-	15,640	16,746	-	10,938	11,622	-					
15	Subsidies for creating jobs for graduates from the medical sector	1,496	2,210	-	286	455	-	867	1,338	-					
16	Subsidies for creating jobs for disabled graduates	29	47	-	25	40	-	14	26	-					
18	Subsidies for employers taking on registered unemployed	21,501	21,830	-	367	298	-	8,871	9,348	-					
19	Subsidies for the recruitment of disabled persons	206	210	-	65	57	-	68	77	-					
21	Incentives for employers taking on registered unemployed	305	-	-	42	:	:	111	:	:					
36	Subsidies for unemployed approaching pension age	389	546	-	13	8	-	221	305	-					
4.2	26 Other measures for young people with difficulties and at risk of professional exclusion	-	-	-	-	-	-	-	-	-					
4.A	39 Adjustment for double counting (measures 11, 12 and 14)	-130	:	:	-25	:	:	-81	:	:					
5	Supported employment and rehabilitation	-	-	-	-	-	-	-	-	-					

C.4.20 LMP participants by intervention and by type of action: România, 2005


	Category, intervention number and name	Number of participants												Notes
		Men and women						Women						
		Total			Under 25s			Total			Total			
		16 Stock	17 Entrants	18 Exits	16 Stock	17 Entrants	18 Exits	16 Stock	17 Entrants	18 Exits	16 Stock	17 Entrants	18 Exits	
6	Direct job creation	23,616	66,296	57,802	2,412 ui	7,495 ui	6,664	5,742	15,191	13,362				
20	Temporary employment	22,601	64,958	57,802	2,412	7,495	6,664	5,242	14,608	13,362				
25	Solidarity contracts for young people with difficulties and at risk of professional exclusion	1,015	1,338	-	:	:	-	500	583	-				
7	Start-up incentives	:	n 7,050	-	: n	1,447	-	: n	2,728	-				
8	Counselling for business start-up	-	6,805	-	-	1,379	-	-	2,641	-				
9	Credits for unemployed entrepreneurs aimed at creating new jobs for other unemployed persons	:	n 245	:	: n	68	:	: n	87	:				
24	Support for business start-up by students	-	-	-	-	-	-	-	-	-			1	
8	Out-of-work income maintenance and support	245,211	347,580	359,794	29,793	62,891	60,682	100,141	143,328	141,570				
8.1	1 [Component] Unemployment indemnity - support allowance, integration allowance	20	39	61	10	22	38	5	21	33				
1	[Component] Unemployment indemnity - unemployment benefit	1	12	16	-	8	8	1	7	9				
2	[Component] Unemployment indemnity 2 - indemnity (75%)	176,296	259,410	258,094	7,072	15,794	12,198	75,298	109,016	102,630				
2	[Component] Unemployment indemnity 2 - indemnity (50%)	24,134	50,381	52,649	22,351	46,791	47,989	10,892	22,163	23,269				
22	Support in case of restructuring in the defence sector or state owned companies	65,842	32,234	48,974	706	251	449	20,546	9,951	15,629				
8.4	23 Compensation in case of restructuring of state owned companies and collective lay offs	7,170	5,504	-	44	25	-	2,640	2,170	-				
8.A	33 Adjustment for double-counting, category 8	-28,252	:	:	-390	:	:	-9,241	:	:			2	
9	Early retirement	-	-	-	-	-	-	-	-	-				
2-7	Total LMP measures (categories 2-7)	99,421	199,831	141,224	24,282 ui	45,835 ui	23,471 ui	41,280	79,522 ui	50,734 ui				
8-9	Total LMP supports (categories 8-9)	245,211	347,580	359,794	29,793	62,891	60,682	100,141	143,328	141,570				

Key : Not available; : n Not significant; - Not applicable or real zero or zero by default; 0 or 0.00 Less than half of the unit used; e Estimated value; s Eurostat estimate; ui Unreliable or uncertain data; participant data complete for interventions covering >=80% but <100% of expenditure


1 Measure not applied in 2005.

2 Adjustment for double counting between the participants on unemployment indemnity (measure 2) and those receiving income completion (measure 22).

C.4.21 LMP participants by intervention and by type of action: Slovenia, 2005

 Category, intervention number and name		Number of participants											
		Men and women					Women						
		Total		Under 25s			Total		Total				
		16 Stock	17 Entrants	18 Exits	16 Stock	17 Entrants	18 Exits	16 Stock	17 Entrants	18 Exits	Notes		
1	Labour market services												
1.1	6 Programmes of information and motivation	70 e	1,304 e	1,386 e	18 e	442 e	449 e	49 e	892 e	939 e			
7	Job seeking workshops: Paths to work and employment	44 e	3,706 e	3,691 e	19 e	1,565 e	1,555 e	33 e	2,653 e	2,645 e			
8	Workshops for discovering vocational goals	:	85 e	85 e	:	36 e	36 e	:	60 e	60 e			
13	Job seekers clubs	309 e	1,321 e	1,278 e	95 e	395 e	410 e	232 e	996 e	938 e			
18	Work funds	:	1,227	:	:	:	:	:	:	:			
43	Information centres for job seekers	116 e	2,082 e	2,082 e	40 e	680 e	680 e	71 e	1,311 e	1,311 e			
46	Medical employment counselling	:	:	:	:	:	:	:	:	:			
47	Operation of expert commissions for determining the characteristics of a disabled person	:	:	:	:	:	:	:	:	:			
53	Seasonal work	-	-	-	-	-	-	-	-	-			1
2	Training	3,534 ui	11,596 ui	6,956 ui	1,611 ui	4,691 ui	2,669 ui	2,117 ui	7,007 ui	4,044 ui			
2.1	9 Project learning for younger adults [PUM]	116 e	224 e	176 e	113 e	218 e	171 e	53 e	91 e	83 e			
10	Development and training programmes	395 e	1,875 e	2,157 e	83 e	310 e	375 e	280 e	1,251 e	1,478 e			
11	Programmes for obtaining professional education	2,466 e	6,732 e	2,381 e	1,211 e	3,204 e	1,335 e	1,436 e	4,071 e	1,246 e			
26	Training for a successful life: a bridge to education	47 e	281 e	249 e	27 e	167 e	147 e	26 e	162 e	142 e			
28	National professional qualifications	64 e	444 e	407 e	10 e	80 e	64 e	43 e	206 e	181 e			
2.2	12 On the job and integrated training programmes	446 e	2,014 e	1,586 e	167 e	702 e	577 e	279 e	1,207 e	914 e			
35	Co-financing education and training of employees [branches undergoing restructuring]	:	:	:	:	:	:	:	:	:			
41	On-the-job training and integrated training programmes for disabled people	:	18 e	:	:	8 e	:	:	12 e	:			
42	On-the-job training programme in learning workshops and learning enterprises	:	8 e	:	:	2 e	:	:	7 e	:			
3	Job rotation and job sharing	-	-	-	-	-	-	-	-	-			
4	Employment incentives	6,853 ui	2,768 ui	3,074 ui	847 ui	667 ui	856 ui	2,076 ui	1,654 ui	1,675 ui			
4.1	23 Pay supplement for disabled and disadvantaged persons	47 e	:	47 e	15 e	:	14 e	25 e	:	26 e			
24	Cofinancing part-time employment	3,616 e	2,729 e	2,831 e	813 e	632 e	799 e	1,999 e	1,633 e	1,534 e			
38	Promotion of new employment for older people	:	39 e	:	:	35 e	:	:	21 e	:			
51	Reimbursement of employer contributions	88 e	:	196 e	19 e	:	43 e	52 e	:	115 e			
4.2	54 Cofinancing part of wages for keeping the workplaces	2,819	:	:	:	:	:	:	:	:			
55	Programmes for employment of redundant workers	283	:	:	:	:	:	:	:	:			
56	Programme for keeping the workplaces (Act ZPRPGDT)	:	:	:	:	:	:	:	:	:			


C.4.21 LMP participants by intervention and by type of action: Slovenia, 2005

 Category, intervention number and name		Number of participants									
		Men and women					Women				
		Total		Under 25s			Total		Total		
		16 Stock	17 Entrants	18 Exits	16 Stock	17 Entrants	18 Exits	16 Stock	17 Entrants	18 Exits	Notes
5	Supported employment and rehabilitation	122 e	1,017 e	1,053 e	43 e	151 e	250 e	56 e	454 e	470 e	
5.2	Employment rehabilitation	97 e	976 e	986 e	33 e	137 e	229 e	42 e	433 e	434 e	
34	Labour inclusion	25 e	41 e	67 e	10 e	14 e	21 e	14 e	21 e	36 e	
6	Direct job creation	3,525 ui	6,048 e	5,785 ui	357 ui	687 e	663 ui	1,981 ui	3,553 e	3,323 ui	
2	Subsiding employment in providing home help and personal assistance and care for the disabled: The "Disabled for disabled" programme	72 e	49 e	:	15 e	9 e	:	52 e	39 e	:	
3	Public works	3,445 e	5,789 e	5,785 e	342 e	663 e	663 e	1,921 e	3,324 e	3,323 e	
39	Assistance in employing long-term unemployed women	8 e	188 e	:	- e	14 e	:	8 e	188 e	:	
40	Projects of non-profit employment programmes	:	22 e	:	:	1 e	:	:	2 e	:	
7	Start-up incentives	:	:	:	:	:	:	:	:	:	
16	Promoting self-employment / entrepreneurship [implemented by the ESS]	2,408 e	1,644 e	504 e	187 e	106 e	32 e	917 e	616 e	216 e	
17	Promoting self-employment: assistance in self-employment [implemented by the Small Business Development Centre]	:	:	:	:	:	:	:	:	:	
8	Out-of-work income maintenance and support	14,330	:	:	397	:	:	7,331	:	:	
8.1	Unemployment allowance	10,712	:	:	98	:	:	5,106	:	:	
32	Unemployment assistance	3,618	:	:	299	:	:	2,225	:	:	
9	Early retirement	-	-	-	-	-	-	-	-	-	
2-7	Total LMP measures (categories 2-7)	16,442 ui	23,073 ui	17,372 ui	3,045 ui	6,302 ui	4,470 ui	7,147 ui	13,284 ui	9,728 ui	
8-9	Total LMP supports (categories 8-9)	14,330	:	:	397	:	:	7,331	:	:	

Key : Not available; : Not significant; - Not applicable or real zero or zero by default; 0 or 0.00 Less than half of the unit used; e Estimated value; s Eurostat estimate; ui Unreliable or uncertain data; participant data complete for interventions covering >=80% but <100% of expenditure

1 No participant reported in 2005.

C.4.22 LMP participants by intervention and by type of action: Slovensko, 2005

 Category, intervention number and name		Number of participants										
		Men and women					Women					
		Total		Under 25s			Total		Total			
		16 Stock	17 Entrants	18 Exits	16 Stock	17 Entrants	18 Exits	16 Stock	17 Entrants	18 Exits	Notes	
1	Labour market services	-	316,121	316,121	-	40,114	40,114	40,114	-	156,749	156,749	
1.1	3 Professional consultancy	-	316,121	316,121	-	40,114	40,114	40,114	-	156,749	156,749	
2	Training	4,394	35,300	32,696	349	2,919	2,609	2,609	3,003	21,597	19,511	
2.1	4 Education and preparation for the labour market of the job seeker and person interested in employment	4,394	35,300	32,696	349	2,919	2,609	2,609	3,003	21,597	19,511	
3	Job rotation and job sharing	-	-	-	-	-	-	-	-	-	-	
4	Employment incentives	15,640	29,255	23,690	9,982	18,818	17,277	17,277	10,202	19,351	16,040	
4.1	6 Contribution for employing a disadvantaged job seeker	3,494	3,498	579	102	159	15	15	1,886	1,957	244	
7	Contribution for the graduate practice	12,146	25,674	23,111	9,880	18,654	17,262	17,262	8,316	17,347	15,796	
9	Contribution for movement toward work	-	83	-	-	5	-	-	-	47	-	
5	Supported employment and rehabilitation	7,127	-	-	-	-	-	-	4,411	-	-	
5.1	10 Contribution for establishing and maintaining the protected workshop and protected workplace	265	369	58	7	1	-	-	160	197	38	
12	Contribution for activities of the assistant at work	34	74	21	-	-	-	-	20	51	14	
13	Contribution to cover operating costs of the sheltered workshop or sheltered workplace and employees transport costs	6,828	-	-	-	-	-	-	4,231	-	-	
6	Direct job creation	106,315	152,817	160,818	4,605	5,105	6,251	6,251	44,807	67,877	67,858	
8	Contribution for activation activity	106,315	152,817	160,818	4,605	5,105	6,251	6,251	44,807	67,877	67,858	
7	Start-up incentives	11,242	10,101	181	461 ui	481 ui	13 ui	13 ui	4,257	3,844	81	
5	Contribution for self-employment	11,012	9,819	171	461	481	13	13	4,165	3,725	75	
11	Contribution for operating or performing self-employment to disabled citizens	230	282	10	-	-	-	-	92	119	6	
8	Out-of-work income maintenance and support	38,497	-	-	-	-	-	-	-	-	-	
8.1	Unemployment benefit	38,497	-	-	-	-	-	-	-	-	-	
8.5	Benefit of guarantee insurance	-	4,492	-	-	-	-	-	-	-	-	
9	Early retirement	16,279	-	-	-	-	-	-	6,224	-	-	
9.2	Early old-age pension	16,279	-	-	-	-	-	-	6,224	-	-	1

C.4.22 LMP participants by intervention and by type of action: Slovensko, 2005

Category, intervention number and name	Number of participants											
	Men and women						Women					
	Total			Under 25s			Total					
	16 Stock	17 Entrants	18 Exits	16 Stock	17 Entrants	18 Exits	16 Stock	17 Entrants	18 Exits	16 Stock	17 Entrants	18 Exits
2-7	144,718	227,916 ui	217,464 ui	15,404 ui	27,324 ui	26,150 ui	66,680	112,917 ui	103,542 ui			
8-9	54,776											

Key : Not available; :n Not significant; - Not applicable or real zero or zero by default; 0 or 0.00 Less than half of the unit used; e Estimated value; s Eurostat estimate; ui Unreliable or uncertain data; participant data complete for interventions covering >=80% but <100% of expenditure

1 Stock: end-year figure.

C.4.23 LMP participants by intervention and by type of action: Suomi/Finland, 2005

	Category, intervention number and name	Men and women										Number of participants				
		Total					Under 25s					Women				Notes
		17 Entrants		18 Exits		Total	17 Entrants		18 Exits		Total		18 Exits			
		16 Stock	17 Entrants	18 Exits	16 Stock		17 Entrants	18 Exits	16 Stock	17 Entrants	18 Exits	16 Stock	17 Entrants	18 Exits		
1	Labour market services	1,792	344,495	:	244 ui	86,750 ui	:	620 ui	:							
1.1	Mobility allowance	-	14,714	14,714	-	4,911	4,911	-	-	-	-	-	-	-	-	1
20	Vocational guidance	-	31,974	:	-	11,413 e	:	-	-	20,867	:	-	-	-	-	2
22	Vocational rehabilitation	763	21,682	:	:	:	:	:	:	125,311	:	:	:	:	:	3
47	Interviews and individual action plans	-	248,403	:	-	63,904	:	-	-	3,438	:	-	-	-	-	4
48	Integration	-	5,701	:	-	1,245	:	-	-		:	-	-	-	-	
49	Job-clubs	1,029	22,021	22,803	244 e	5,277	5,464 e	620 e	12,689	13,140 e						
2	Training	48,798	135,121	132,443 ui	14,288 e	44,509	43,238 e	26,804 e	75,236	74,591 ui						
2.1	Labour market training	29,217	77,979	77,104	5,095 e	13,598	13,558	14,833 e	39,589	39,894						
17	Training allowance	1,647	1,412	:	-	-	-	1,226 e	1,051	:						
2.2	Employment subsidy for coaching for working life	1,596	6,519	6,528	398	1,686	1,628 e	1,136	4,655	4,646 e						
15	Trainee work/coaching for working life with labour market support	11,777	45,802	45,279	6,918	27,648	26,598 e	7,364	28,310	28,312 e						
2.4	Apprenticeship for the unemployed	4,561	3,409	3,532	1,877	1,577	1,454 e	2,245	1,631	1,739 e						
3	Job rotation and job sharing	6,806	11,207	:	1,121 e	1,889	:	5,112	8,454	:						
3.1	Job rotation	5,218	8,638	:	993 e	1,638	:	3,691	6,147	:						
3.2	Part-time pay supplement	1,588	2,569	2,819	128	251	227 e	1,421	2,307	2,523 e						
4	Employment incentives	19,372	31,641	26,498	1,222	2,102	2,011 e	10,876	16,812	14,815 e						
4.1	Employment subsidy, private companies	3,000	6,333	6,467	553	1,357	1,192 e	1,618	3,349	3,488 e						
35	Combined subsidy	16,372	25,308	20,031	669	745	819 e	9,258	13,463	11,327 e						
5	Supported employment and rehabilitation	8,383 e	29,182 e	:	:	:	:	:	:	:						
5.1	Employment supporting activity of the municipalities	3,019 e	3,209 e	:	214 e	227 e	:	1,208 e	1,284 e	:						1,5
5.2	Rehabilitation activities of the social insurance institution	2,824	17,039	:	667 e	4,022	:	:	:	:						1
26	Rehabilitation activities of the employment pension scheme	1,940	6,834	2,814	:	:	:	989	3,485	1,435 e						1
27	Rehabilitation activities of the accident and traffic insurance	600 e	2,100	:	:	:	:	:	:	:						1
6	Direct job creation	9,572	22,975	16,322 ui	1,066 e	2,907	2,008 ui	5,918 e	12,999	10,985 ui						
8	Temporary government employment	2,014	3,336	3,721	81	141	150 e	1,147	1,556	2,119 e						
9	Employment subsidy, municipalities	5,655	11,447	12,601	834	2,114	1,858 e	3,979	8,032	8,866 e						
36	Rehabilitative work experience	1,903	8,192	:	151 e	652	:	792 e	3,411	:						

C.4.23 LMP participants by intervention and by type of action: Suomi/Finland, 2005

	Category, intervention number and name	Number of participants												Notes
		Men and women						Women						
		Total			Under 25s			Total			Total			
		16 Stock	17 Entrants	18 Exits	16 Stock	17 Entrants	18 Exits	16 Stock	17 Entrants	18 Exits	16 Stock	17 Entrants	18 Exits	
7	Start-up incentives	3,765	6,914	6,049	336	687	530 e	1,713	3,101	2,770 e				
11	Start-up grant	2,627	4,100	4,739	219	376	395 e	1,223	1,883	2,206 e				
55	Start-up grant for non-unemployed	1,138	2,814	1,310	117	311	135 e	490	1,218	564 e				
8	Out-of-work income maintenance and support	254,463	258,848		19,369	37,770 ui		126,131	132,891 ui					
8.1	Earnings-related unemployment allowance	105,503	127,964		2,503	5,747		55,880	65,287					
2	Basic unemployment allowance	16,466	28,750		2,201	6,209		7,090	14,268					
4	Labour market support (passive component)	102,805	53,827		11,348	17,414		42,014	24,197					
8.2	Earnings related adjusted unemployment allowance as partial unemployment benefit	485	1,718		9	41		256	791					
32	Adjusted basic unemployment allowance or labour market support as partial unemployment benefit	3	15		1	4		2	7					
8.3	Earnings related adjusted unemployment allowance as part-time unemployment benefit	17,452	21,517		516	1,084		13,332	16,472					
33	Adjusted basic unemployment allowance or labour market support as part-time unemployment benefit	11,749	17,999		2,791	7,271		7,557	11,869					
8.5	Pay security	-	7,058	7,058	-	-		-	-					
9	Early retirement	47,603	10,424	11,246				25,118	5,422	5,874				
9.2	Unemployment pension	47,603	10,424	11,246	-	-	-	25,118	5,422	5,874				
2-7	Total LMP measures (categories 2-7)	96,696 e	237,040 e	186,945 ui	18,914 ui	56,343 ui		52,620 ui	121,371 ui	107,119 ui				
8-9	Total LMP supports (categories 8-9)	302,066	269,272		19,369	37,770 ui		151,249	138,313 ui					

Key : Not available; : in Not significant; - Not applicable or real zero or zero by default; 0 or 0.00 Less than half of the unit used; e Estimated value; s Eurostat estimate; ui Unreliable or uncertain data; participant data complete for interventions covering >=80% but <100% of expenditure

1 Entrants: total beneficiaries (new starts plus end-year stock).


2 Entrants: total number of activities financed by the Labour Administration. A person in rehabilitation usually benefits from various activities during rehabilitation (examinations, ability testing, job trials, etc).

3 Entrants include the Individual action plans which have been made during the year.

4 Entrants correspond to the integration plans which have been made during the year.

5 Stock: end-year figure.

C.4.24 LMP participants by intervention and by type of action: Sverige, 2005

 Category, intervention number and name		Number of participants									
		Men and women					Women				
		Total		Under 25s			Total		Total		
		16 Stock	17 Entrants	18 Exits	16 Stock	17 Entrants	18 Exits	16 Stock	17 Entrants	18 Exits	Notes
1	Labour market services	550,463	:	:	89,426	:	:	280,689	:	:	
1.1	20 Individual guidance service	505,357	:	:	88,909	:	:	260,558	:	:	
42	Activity Guarantee	45,106	:	11,461	517	:	267	20,131	:	5,103	
2	Training	50,363	152,358	139,828	6,071 ui	27,292 ui	25,581	24,033 ui	69,315 ui	64,278	
43	Activities within counselling, guidance and placement services	25,037	63,990	49,792	825	4,806	4,428	12,032	29,418	22,813	
47	Projects with Employment Policy Orientation	801	3,001	2,934	428	1,822	1,615	374	1,308	1,266	
2.1	6 Computer/activity centres	2,915	14,987	15,098	597	4,020	4,040	1,539	7,725	7,856	
11	On-the-job training	-	-	-	-	-	-	-	-	-	
49	Preparatory Training Courses	12,758	51,036	53,925	2,418	12,134	11,609	6,424	23,769	25,420	
50	Employment Training	8,698	18,901	18,079	1,803	4,510	3,889	3,664	7,095	6,923	
2.2	3 International practice scholarship	154	443	:	:	:	:	:	:	1	
3	Job rotation and job sharing	9,690	10,223	4,952	95	115	32	6,555	6,971	3,455	
3.1	Career Break	9,690	10,223	4,952	95	115	32	6,555	6,971	3,455	
4	Employment incentives	105,539	158,914	135,895	15,651	57,452 ui	52,921	41,393	60,146 ui	58,445	
4.1	7 Municipal youth programme	4,536	17,618	16,572	4,536	17,618	16,572	2,351	8,968	8,632	
12	Wage subsidies	57,438	23,437	16,813	1,933	1,676	879	22,061	8,837	6,300	
15	Mobility allowance	-	16,651	-	-	-	-	-	-	-	
31	Youth guarantee	5,779	24,279	22,689	5,772	24,266	21,934	2,431	10,199	9,633	
35	Work Experience	12,743	52,485	56,248	1,740	10,577	10,954	5,680	23,702	25,625	
36	General recruitment incentive	4,313	9,347	9,077	1,122	2,641	2,078	1,449	3,054	3,036	
37	Extended recruitment incentive (for persons enrolled with the PES for 2 years)	9,716	9,885	8,981	519	646	493	3,339	3,506	3,105	
44	Special recruitment incentive	10,395	5,204	4,120	27	28	6	3,824	1,878	1,535	
45	Extended recruitment incentive (for persons enrolled with the PES for 4 years)	619	8	1,395	2	-	5	258	2	579	
5	Supported employment and rehabilitation	34,950	36,376 ui	32,075 ui	1,263	4,031 ui	3,274 ui	15,670	18,596 ui	15,900 ui	
5.1	13 Public sheltered employment (OSA)	5,401	2,448	1,991	130	155	101	1,365	639	498	
21	Samhall	20,683	1,663	3,209	145	12 s	22 s	9,555	707	1,294	
40	Workplace adjustment grants	-	:	:	-	:	:	-	:	:	
5.2	14 Employability rehabilitation programme	8,866	32,265	26,885	988	3,864	3,151	4,750	17,250	14,108	
6	Direct job creation	-	-	-	-	-	-	-	-	-	

C.4.24 LMP participants by intervention and by type of action: Sverige, 2005

	Category, intervention number and name	Number of participants												Notes
		Men and women						Women						
		Total			Under 25s			Total			Total			
		16 Stock	17 Entrants	18 Exits	16 Stock	17 Entrants	18 Exits	16 Stock	17 Entrants	18 Exits	16 Stock	17 Entrants	18 Exits	
7	Start-up incentives	5,690	8,446	12,634	271	486	553	2,285	3,364	4,861				
9	Start-up grants	5,690	8,446	12,634	271	486	553	2,285	3,364	4,861				
8	Out-of-work income maintenance and support	358,800	833,751	817,297	55,737	196,218 ui	198,123	201,467	419,945 ui	432,287				
8.1	[Component] Unemployment insurance and Basic insurance - Full-time unemployed	203,420	562,597	575,187	27,760	132,468	136,466	92,394	267,129	272,736				
8.3	[Component] Unemployment insurance and Basic insurance - Part-time unemployed	155,380	232,666	242,110	27,977	63,750	61,657	109,073	152,816	159,551				
8.5	Wage guarantee	-	38,488	-	-	-	-	-	-	-				
9	Early retirement	-	-	-	-	-	-	-	-	-				
2-7	Total LMP measures (categories 2-7)	206,232	366,317 ui	325,384 ui	23,351 ui	89,376 ui	82,361 ui	89,936 ui	158,392 ui	146,939 ui				
8-9	Total LMP supports (categories 8-9)	358,800	833,751	817,297	55,737	196,218 ui	198,123	201,467	419,945 ui	432,287				

Key : Not available; :n Not significant; - Not applicable or real zero or zero by default; 0 or 0.00 Less than half of the unit used; e Estimated value; s Eurostat estimate; ui Unreliable or uncertain data; participant data complete for interventions covering >=80% but <100% of expenditure

1 Stock: end-year figure.

2 From 2005 we keep to the persons taking a career break, but replacement is almost always 1 for 1 so the figures can also be considered as the number of "replacement persons"

C.4.25 LMP participants by intervention and by type of action: United Kingdom, 2005

		Category, intervention number and name	Men and women										Number of participants					
			Total					Under 25s					Women					
			16 Stock		17 Entrants		18 Exits	16 Stock		17 Entrants		18 Exits	16 Stock	17 Entrants	18 Exits	Notes		
			:	:	:	:	:	:	:	:	:	:	:	:	:	:		
1		Labour market services																
1.1	1	[Component] New Deal for 18-24 - Gateway	65,820	168,580	:	:	65,820	168,580	:	:	:	:	:	:	:	:	:	1
	1	[Component] New Deal for 18-24 - Follow-through	10,350	:	:	:	10,350	:	:	:	:	:	:	:	:	:	:	1
	2	[Component] New Deal 25+ - Follow-through	6,721	:	:	:	-	:	:	:	:	:	:	:	:	:	:	1
	2	[Component] New Deal 25+ - Gateway	31,519	82,040	:	:	-	-	:	:	:	:	:	:	:	:	:	1
	10	New Deal for Partners of Unemployed People (NDPU)	2,930	2,330	:	1,420	:	:	:	:	:	:	:	:	:	:	:	
	11	New Deal for Lone Parents (NDLP)	62,990	155,230	:	166,460	:	:	:	:	:	:	:	:	:	:	:	
	12	New Deal for Disabled People (NDDP)	137,620	66,580	:	:	:	:	:	:	:	:	:	:	:	:	:	
	35	Employment zones	:	:	:	:	:	:	:	:	:	:	:	:	:	:	:	
	37	New Deal 50+	53,430	:	:	:	:	:	:	:	:	:	:	:	:	:	:	1
	38	Action Teams for Jobs	:	:	:	:	:	:	:	:	:	:	:	:	:	:	:	
	43	Jobcentre Plus - other programmes	:	:	:	:	:	:	:	:	:	:	:	:	:	:	:	
	44	Work Step	:	3,265	:	:	:	:	:	:	:	:	:	:	:	:	:	
2		Training	218,798	21,440	:	:	195,458 ui	21,440	:	:	:	:	:	:	:	:	:	
2.1	1	[Component] New Deal for 18-24 - Education and training option	6,410	21,440	:	:	6,410	21,440	:	:	:	:	:	:	:	:	:	1
	2	[Component] New Deal 25+ - IAP training related options	4,540	:	:	:	-	:	:	:	:	:	:	:	:	:	:	1
	2.3	Work-based learning for adults (WBLA)	18,800	52,900	:	67,000	:	:	:	:	:	:	:	:	:	:	:	
	2.4	Work-based training for young people (WBTP)	189,048	:	:	:	189,048	:	:	:	:	:	:	:	:	:	:	2
3		Job rotation and job sharing	-	-	:	-	-	-	:	-	-	-	-	-	-	-	-	
4		Employment incentives	:	:	:	:	:	:	:	:	:	:	:	:	:	:	:	
4.1	1	[Component] New Deal for 18-24 - Employment option	1,620	5,360	:	:	1,620	5,360	:	:	:	:	:	:	:	:	:	1
	2	[Component] New Deal 25+ - IAP employment related options	5,520	:	:	:	-	:	:	:	:	:	:	:	:	:	:	1
	29	Job grant	-	:	:	:	-	:	:	:	:	:	:	:	:	:	:	
	31	Access to work	:	:	:	:	:	:	:	:	:	:	:	:	:	:	:	
	33	[Component] Supported employment (including Remploy) - Interwork	:	:	:	:	:	:	:	:	:	:	:	:	:	:	:	
	45	Back to work bonus (BTWB)	-	:	:	:	-	:	:	:	:	-	:	:	:	:	:	
5		Supported employment and rehabilitation	:	:	:	:	:	:	:	:	:	:	:	:	:	:	:	
	24	Work preparation	:	8,030	:	:	:	:	:	:	:	:	:	:	:	:	:	
	33	[Component] Supported employment (including Remploy) - Remploy	:	:	:	:	:	:	:	:	:	:	:	:	:	:	:	

C.4.25 LMP participants by intervention and by type of action: United Kingdom, 2005

	Category, intervention number and name	Number of participants												Notes	
		Men and women						Women							
		Total			Under 25s			Total			Total				
		16 Stock	17 Entrants	18 Exits	16 Stock	17 Entrants	18 Exits	16 Stock	17 Entrants	18 Exits	16 Stock	17 Entrants	18 Exits		
6	Direct job creation	7,030	30,060	:	7,030	30,060	:	:	:	:	:	:	:	:	
1	[Component] New Deal for 18-24 - Voluntary sector & Environment Task Force options	7,030	30,060	:	7,030	30,060	:	:	:	:	:	:	:	:	1
7	Start-up incentives	:	:	:	:	:	:	:	:	:	:	:	:	:	
36	Youth enterprise initiative (YEI)	:	:	:	:	:	:	:	:	:	:	:	:	:	
8	Out-of-work income maintenance and support	881,493	197,450	205,750	261,908	197,450	205,750	:	232,205	261,908	205,750	:	232,205	:	
8.1	Jobseeker's allowance (JSA): payments	881,493	197,450	205,750	261,908	197,450	205,750	:	232,205	261,908	205,750	:	232,205	:	
9	Early retirement	-	-	-	-	-	-	-	-	-	-	-	-	-	
2-7	Total LMP measures (categories 2-7)	232,968 ui	:	:	:	:	:	:	:	:	:	:	:	:	
8-9	Total LMP supports (categories 8-9)	881,493	197,450	205,750	261,908	197,450	205,750	:	232,205	261,908	205,750	:	232,205	:	

Key : Not available; :n Not significant; - Not applicable or real zero or zero by default; 0 or 0.00 Less than half of the unit used; e Estimated value; s Eurostat estimate; ui Unreliable or uncertain data; participant data complete for interventions covering >=80% but <100% of expenditure

1 Stock: end-year figure.

2 Includes Advanced apprenticeships (29%), Apprenticeships (55%), NVQ training (2%), Entry to employment (13%)

C.4.26 LMP participants by intervention and by type of action: Norway, 2005

	Category, intervention number and name	Number of participants											
		Men and women						Women					
		Total			Under 25s			Total			Total		
		16 Stock	17 Entrants	18 Exits	16 Stock	17 Entrants	18 Exits	16 Stock	17 Entrants	18 Exits	16 Stock	17 Entrants	18 Exits
1	Labour market services	681	7,129	7,254	141	1,446	1,429	349	3,561	3,631			
1.1	4 Job clubs	681	7,129	7,254	141	1,446	1,429	349	3,561	3,631			
2	Training	39,412	93,360	100,207	6,162 ui	16,943 ui	18,051 ui	21,935 ui	45,945 ui	49,367 ui			
2.1	7 Labour Market Training (AMO)	4,512	23,989	27,987	809	4,244	4,695	2,268	10,331	12,331			
	22 Education in regular schools	27,071	40,098	42,246	2,289	3,452	3,277	15,753	21,313	22,370			
	35 Labour Market Training for occupationally disabled (AMO)	2,604	13,136	11,862	296	1,471	1,288	1,280	6,362	5,657			
2.2	8 Work experience in ordinary enterprises	5,225	16,137	18,112	2,768	7,776	8,791	2,634	7,939	9,009			
	9 In-house training (BIO)	-	-	-	-	-	-	-	-	-			
3	Job rotation and job sharing	-	-	-	-	-	-	-	-	-			
3.1	12 Temporary substitute places	-	-	-	-	-	-	-	-	-			
4	Employment incentives	5,475	16,284	16,954	1,123 ui	3,253 ui	3,185 ui	1,895 ui	5,830 ui	5,986 ui			
4.1	5 Mobility promoting grants	-	-	-	-	-	-	-	-	-			
	6 Wage subsidies to employers	1,932	6,248	7,451	338	1,019	1,180	629	1,971	2,331			
	13 In-house rehabilitation (BIA)	-	-	-	-	-	-	-	-	-			
	28 Wage subsidies for the occupationally disabled	1,899	4,487	4,165	173	431	371	610	1,408	1,318			
	30 Work experience in ordinary enterprises for the occupationally disabled	1,379	5,414	5,224	602	1,795	1,629	569	2,404	2,295			
	31 Flexijob	265	135	114	10	8	5	87	47	42			
5	Supported employment and rehabilitation	11,249	26,973	25,608	1,822	3,698	3,267	5,118	12,603	11,770			
5.1	15 Work experience in sheltered enterprises	4,133	9,237	8,280	679	1,462	1,303	2,063	4,578	3,952			
	18 Integration subsidies	-	-	-	-	-	-	-	-	-			
	19 Supported employment (AB)	3,680	5,334	4,528	732	1,052	784	1,663	2,364	1,935			
	23 Sheltered workshops (AMB phase 1)	1,474	10,256	10,459	148	939	909	719	4,972	5,112			
5.2	24 Sheltered workshops (AMB phase 2)	1,962	2,146	2,341	263	245	271	673	689	771			
6	Direct job creation	7,840	17,229	16,806	796	1,585	1,362	4,260	9,870	9,496			
	11 Temporary public employment (KAJA)	44	69	120	5	11	10	21	28	46			
	14 Temporary employment measures for the occupationally disabled	233	408	581	52	96	83	89	173	232			
	21 Work experience - Practice in regular places of work for the occupationally disabled	7,563	16,752	16,105	739	1,478	1,269	4,150	9,669	9,218			

C.4.26 LMP participants by intervention and by type of action: Norway, 2005


	Category, intervention number and name	Number of participants														Notes
		Men and women							Women							
		Total			Under 25s				Total			Under 25s				
		16 Stock	17 Entrants	18 Exits	16 Stock	17 Entrants	18 Exits	16 Stock	17 Entrants	18 Exits	16 Stock	17 Entrants	18 Exits	16 Stock	17 Entrants	
7	Start-up incentives	368	1,210	1,171	16	64	51	138	470	429						
25	Start your own business	368	1,210	1,171	16	64	51	138	470	429						
8	Out-of-work income maintenance and support	104,508 e	159,425 e	181,252 e	11,764 e	23,613 e	24,229 e	51,511 e	75,954 e	84,502 e						
8.1	[Component] Unemployment benefits - Full unemployment benefits	77,188 e	103,074 e	125,458 e	9,859 e	19,560 e	20,129 e	37,491 e	46,868 e	55,620 e					1	
27	Payments for occupational rehabilitation between measures	25,204	53,750	54,465	1,898	4,039	4,093	13,135	28,012	28,384						
29	Waiting benefit	2,116	2,601	1,329	7	14	7	885	1,074	498						
8.3	[Component] Unemployment benefits - Part-time unemployment benefits	- e	- e	- e	- e	- e	- e	- e	- e	- e					1	
8.4	[Component] Unemployment benefits - Redundancy compensation	-	:	:	-	:	:	-	:	:					1	
8.5	[Component] Unemployment benefits - Bankruptcy compensation	-	:	:	-	:	:	-	:	:					1	
9	Early retirement	-	-	-	-	-	-	-	-	-						
2-7	Total LMP measures (categories 2-7)	64,344	155,056	160,746	9,919 ui	25,543 ui	25,916 ui	33,346 ui	74,718 ui	77,048 ui						
8-9	Total LMP supports (categories 8-9)	104,508 e	159,425 e	181,252 e	11,764 e	23,613 e	24,229 e	51,511 e	75,954 e	84,502 e						

Key : Not available; :n Not significant; - Not applicable or real zero or zero by default; 0 or 0.00 Less than half of the unit used; e Estimated value; s Eurostat estimate; ui Unreliable or uncertain data; participant data complete for interventions covering >=80% but <100% of expenditure

1 Data shown under 8.1 Full unemployment benefits refer to all types of benefit, the breakdown between full and part-time benefits is not available.

D EXTERNAL AND REFERENCE DATA

D.1 GDP, exchange rates and purchasing power parities, 2005, 2005

	GDP	Exchange rate	PPP
	<i>Euro (Mrd), Current market prices</i>	<i>National currency units per Euro</i>	<i>Purchasing power parities</i>
EU-27	10,953.6	-	1.000
EU-15	10,292.1	-	1.044
BE	298.5	-	1.029
BG	21.4	1.956	0.701
CZ	99.7	29.782	16.791
DK	208.3	7.452	10.015
DE	2,241.0	-	1.053
EE	11.1	15.647	9.149
IE	161.2	-	0.828
EL	181.1	-	0.908
ES	905.5	-	1.074
FR	1,710.0	-	1.192
IT	1,423.0	-	1.027
CY	13.6	0.577	0.497
LV	13.0	0.696	0.345
LT	20.6	3.453	1.707
LU	29.4	-	1.091
HU	88.8	248.050	148.890
MT	4.6	0.430	0.293
NL	505.6	-	1.052
AT	245.1	-	1.032
PL	243.8	4.023	2.202
PT	149.0	-	0.840
RO	79.6	4.000	1.659
SI	27.6	239.568	172.170
SK	38.1	38.599	20.368
FI	157.2	-	1.155
SE	287.7	9.282	10.979
UK	1,792.0	0.684	0.738
NO	242.6	8.009	10.402

Source: Eurostat, NewCronos. Data extracted on 30 April 2007

D.2 Numbers of unemployed and other jobseekers

D.2.1 Registered jobseekers and registered unemployed, all ages, 2005

EUROSTAT	Annual average (1000s)								
	Men and women			Men			Women		
	Total registered jobseekers	Registered unemployed	Other registered jobseekers	Total registered jobseekers	Registered unemployed	Other registered jobseekers	Total registered jobseekers	Registered unemployed	Other registered jobseekers
EU-27	24,421,524 e	19,292,918 e	5,128,606 e	:	9,410,518 e	:	:	9,400,485 s	:
EU-15	18,954,200 e	13,963,046 e	4,991,154 e	9,101,161 e	6,859,880 e	2,241,281	9,278,510 s	6,621,249 s	2,657,261
BE	648,584	596,397	52,187	299,521	279,551	19,970	349,063	316,846	32,217
BG	427,584	424,381	3,203	188,199	187,025	1,174	239,385	237,355	2,029
CZ	514,910	514,910	:	246,219	246,219	:	268,691	268,691	:
DK	286,724 e	194,114 e	92,610 e	:	89,014 e	:	:	105,100 e	:
DE	6,874,795 e	4,860,890 e	2,013,915	3,662,648 e	2,605,898 e	1,056,750	3,212,146 e	2,254,982 e	957,164
EE	78,569	71,713	6,856	35,047 s	32,032	3,015 s	43,522 s	39,681	3,841 s
IE	157,117	157,117	:	91,993	91,993	:	65,124 s	65,124 s	:
EL	481,912	481,912	:	:	:	:	:	:	:
ES	3,036,910	2,069,852	967,058	1,192,609	818,025	374,584	1,844,301	1,251,827	592,474
FR	3,847,977	2,783,324	1,064,653	1,800,067	1,353,531	446,536	2,047,909	1,429,792	618,117
IT	:	:	:	:	:	:	:	:	:
CY	:	:	:	:	:	:	:	:	:
LV	91,032	85,762	5,270	36,534	34,544	1,990	54,499	51,219	3,280
LT	135,058	100,768	34,290	56,468	40,307	16,161	78,590	60,461	18,129
LU	8,948	8,948	:	4,859	4,859	:	4,089	4,089	:
HU	410,649	410,649	:	213,650	213,650	:	196,999	196,999	:
MT	:	:	:	:	:	:	:	:	:
NL	743,859	681,843	62,016	370,148	341,195	28,953	373,711	340,648	33,063
AT	268,252	252,654	15,598	151,109	144,238	6,871	117,142	108,416	8,726
PL	2,835,107	2,773,000	62,107	:	1,286,559	:	:	1,486,441	:
PT	522,062	477,756	44,306	219,476	206,178	13,298	302,586	271,578	31,008
RO	547,922	522,967	24,955	:	303,743	:	:	219,224	:
SI	91,889	91,889	:	42,451	42,451	:	49,439	49,439	:
SK	334,605	333,834	771	164,584	164,108	476	170,021	169,726	295
FI	505,185	275,325	229,860	236,007	144,116	91,891	269,178	131,209	137,969
SE	690,385	241,434	448,951	334,428	132,000	202,428	355,958	109,435	246,523
UK	881,493	881,493	:	649,283	649,283	:	232,205	232,205	:
NO	:	83,479	:	:	45,653	:	:	37,826	:

Key : Not available; :n Not significant; - Not applicable or real zero or zero by default; 0 or 0.00 Less than half of the unit used; e Estimated value; s Eurostat estimate

DK Data refer to 2004

D.2.2 Registered jobseekers and registered unemployed, youth (under 25s), 2005

EUROSTAT	Annual average (1000s)								
	Men and women			Men			Women		
	Total registered jobseekers	Registered unemployed	Other registered jobseekers	Total registered jobseekers	Registered unemployed	Other registered jobseekers	Total registered jobseekers	Registered unemployed	Other registered jobseekers
EU-27	:	3,200,325 s	:	:	:	:	:	:	:
EU-15	2,951,003 s	2,013,676 s	937,327 e	:	:	455,729 e	:	:	481,598 e
BE	155,160	133,350	21,810	76,686	67,949	8,737	78,472	65,400	13,072
BG	73,926	73,418	508	34,314	34,078	236	39,612	39,340	272
CZ	99,922	99,922	:	54,525	54,525	:	45,397	45,397	:
DK	:	14,272 e	:	:	7,491 e	:	:	6,781 e	:
DE	1,119,531 e	618,868 e	500,663 e	627,316 e	361,461 e	265,855 e	492,215 e	257,407 e	234,808 e
EE	13,020 s	11,155	1,865 s	6,437 s	5,581	856 s	6,583 s	5,574	1,009 s
IE	30,571	30,571	:	17,598	17,598	:	12,973 s	12,973 s	:
EL	:	:	:	:	:	:	:	:	:
ES	401,059	268,613	132,446	180,430	124,195	56,235	220,629	144,418	76,211
FR	608,040	450,800	157,240	297,063	227,103	69,960	310,977	223,697	87,280
IT	:	:	:	:	:	:	:	:	:
CY	:	:	:	:	:	:	:	:	:
LV	:	11,303	:	:	4,140	:	:	7,163	:
LT	12,826	7,727	5,099	5,682	3,285	2,397	7,144	4,442	2,702
LU	1,743 s	1,743 s	:	933 s	933 s	:	810 s	810 s	:
HU	66,895	66,895	:	:	:	:	:	:	:
MT	:	:	:	:	:	:	:	:	:
NL	:	46,111	:	:	:	:	:	:	:
AT	50,941	41,568	9,373	27,891	23,386	4,505	23,050	18,182	4,868
PL	:	727,722	:	:	350,465	:	:	377,257	:
PT	74,545	68,842	5,703	29,253	27,551	1,702	45,294	41,292	4,002
RO	:	106,126	:	:	61,618	:	:	44,508	:
SI	18,792	18,792	:	8,855	8,855	:	9,937	9,937	:
SK	63,725	63,590	135	33,837	33,755	82	29,888	29,835	53
FI	65,661	31,161	34,500	31,804	17,126	14,678	33,857	14,035	19,822
SE	121,462	45,870	75,592	59,950	25,893	34,057	61,512	19,977	41,535
UK	261,908	261,908	:	178,553	178,553	:	83,348	83,348	:
NO	:	15,297	:	:	9,441	:	:	5,857	:

Key : Not available; :n Not significant; - Not applicable or real zero or zero by default; 0 or 0.00 Less than half of the unit used; e Estimated value; s Eurostat estimate

DK Data refer to 2004

D.2.3 Registered unemployed by sex, age and duration of unemployment, all ages, 2005

EUROSTAT	Total			Annual average (1000s)			% total registered unemployed		
	Total			Long-term unemployed (>6 months for persons aged <25 and >12 months for persons aged 25+)			Long-term unemployed (%)		
	Total	Men	Women	Total	Men	Women	Total	Men	Women
EU-27	19,292,918 e	9,410,518 e	9,400,485 s	:	:	:	:	:	:
EU-15	13,963,046 e	6,859,880 e	6,621,249 s	:	:	:	:	:	:
BE	596,397	279,551	316,846	:	:	:	:	:	:
BG	424,381	187,025	237,355	258,658	133,570	125,089	61	71	53
CZ	514,910	246,219	268,691	:	:	:	:	:	:
DK	194,114 e	89,014 e	105,100 e	:	:	:	:	:	:
DE	4,860,880 e	2,605,898 e	2,254,982 e	1,889,326 e	1,023,474 e	865,852 e	39 e	39 e	38 e
EE	71,713	32,032	39,681	:	:	:	:	:	:
IE	157,117	91,993	65,124 s	50,645 s	34,554 s	16,091 s	32 s	38 s	25 s
EL	481,912	:	:	:	:	:	:	:	:
ES	2,069,852	818,025	1,251,827	:	:	:	:	:	:
FR	2,783,324	1,353,531	1,429,792	1,096,254	529,561	566,693	39	39	40
IT	:	:	:	:	:	:	:	:	:
CY	:	:	:	:	:	:	:	:	:
LV	85,762	34,544	51,219	:	:	:	:	:	:
LT	100,768	40,307	60,461	30,449	10,534	19,915	30	26	33
LU	8,948	4,859	4,089	2,939 s	1,644 s	1,295 s	33 s	34 s	32 s
HU	410,649	213,650	196,999	:	:	:	:	:	:
MT	:	:	:	:	:	:	:	:	:
NL	681,843	341,195	340,648	338,009	:	:	50	:	:
AT	252,654	144,238	108,416	13,137	8,098	5,039	5	6	5
PL	2,773,000	1,286,559	1,486,441	:	:	:	:	:	:
PT	477,756	206,178	271,578	212,831	93,108	119,723	45	45	44
RO	522,967	303,743	219,224	:	:	:	:	:	:
SI	91,889	42,451	49,439	:	:	:	:	:	:
SK	333,834	164,108	169,726	:	:	:	:	:	:
FI	275,325	144,116	131,209	73,532	41,215	32,317	27	29	25
SE	241,434	132,000	109,435	:	:	:	:	:	:
UK	881,493	649,283	232,205	166,586	:	:	19	:	:
NO	83,479	45,653	37,826	:	:	:	:	:	:

Key : Not available; :n Not significant; - Not applicable or real zero or zero by default; 0 or 0.00 Less than half of the unit used; e Estimated value; s Eurostat estimate

DK Data refer to 2004

D.2.4 Registered unemployed by sex, age and duration of unemployment, youth (under 25s), 2005

EUROSTAT	Annual average (1000s)						% total registered unemployed		
	Total			Long-term unemployed (>6 months for persons aged <25 and >12 months for persons aged 25+)			Long-term unemployed (%)		
	Total	Men	Women	Total	Men	Women	Total	Men	Women
EU-27	3,200,325 s	:	:	:	:	:	:	:	:
EU-15	2,013,676 s	:	:	:	:	:	:	:	:
BE	133,350	67,949	65,400	:	:	:	:	:	:
BG	73,418	34,078	39,340	49,681	23,219	26,462	68	68	67
CZ	99,922	54,525	45,397	:	:	:	:	:	:
DK	14,272 e	7,491 e	6,781 e	:	:	:	:	:	:
DE	618,868 e	361,461 e	257,407 e	173,071 e	102,096 e	70,975 e	28 e	28 e	28 e
EE	11,155	5,581	5,574	:	:	:	:	:	:
IE	30,571	17,598	12,973	11,153 s	6,765 s	4,388 s	36 s	38 s	34 s
EL	:	:	:	:	:	:	:	:	:
ES	268,613	124,195	144,418	56,194	20,080	36,114	21	16	25
FR	450,800	227,103	223,697	145,324	71,837	73,487	32	32	33
IT	:	:	:	:	:	:	:	:	:
CY	:	:	:	:	:	:	:	:	:
LV	11,303	4,140	7,163	:	:	:	:	:	:
LT	7,727	3,285	4,442	2,144	704	1,440	28	21	32
LU	1,743 s	933 s	810 s	539 s	289 s	250 s	31 s	31 s	31 s
HU	66,895	:	:	:	:	:	:	:	:
MT	:	:	:	:	:	:	:	:	:
NL	46,111	:	:	20,114	:	:	44	:	:
AT	41,568	23,386	18,182	1,495	795	700	4	3	4
PL	727,722	350,465	377,257	:	:	:	:	:	:
PT	68,842	27,551	41,292	24,005	9,142	14,863	35	33	36
RO	106,126	61,618	44,508	:	:	:	:	:	:
SI	18,792	8,855	9,937	:	:	:	:	:	:
SK	63,590	33,755	29,835	:	:	:	:	:	:
FI	31,161	17,126	14,035	3,520	2,027	1,493	11	12	11
SE	45,870	25,893	19,977	1	1	0	0	0	0
UK	261,908	178,553	83,348	48,113	:	:	18	:	:
NO	15,297	9,441	5,857	:	:	:	:	:	:

Key : Not available; :n Not significant; - Not applicable or real zero or zero by default; 0 or 0.00 Less than half of the unit used; e Estimated value; s Eurostat estimate

DK Data refer to 2004

D.2.5 Registered unemployed by sex, age and duration of unemployment, adults (25+), 2005


EUROSTAT	Annual average (1000s)						% total registered unemployed		
	Total			Long-term unemployed (>6 months for persons aged <25 and >12 months for persons aged 25+)			Long-term unemployed (%)		
	Total	Men	Women	Total	Men	Women	Total	Men	Women
EU-27	16,092,593 s	:	:	:	:	:	:	:	:
EU-15	11,949,370 s	:	:	:	:	:	:	:	:
BE	463,047	211,602	251,446	:	:	:	:	:	:
BG	350,963	152,947	198,016	208,977	110,351	98,627	60	72	50
CZ	414,988	191,694	223,294	:	:	:	:	:	:
DK	179,842 e	81,523 e	98,319 e	:	:	:	:	:	:
DE	4,242,012 e	2,244,437 e	1,997,575 e	1,716,255 e	921,378 e	794,877 e	40 e	41 e	40 e
EE	60,558	26,451	34,107	:	:	:	:	:	:
IE	126,546	74,395	52,151 s	39,492 s	27,789 s	11,703 s	31 s	37 s	22 s
EL	:	:	:	:	:	:	:	:	:
ES	1,801,239	693,830	1,107,409	:	:	:	:	:	:
FR	2,332,524	1,126,428	1,206,095	950,930	457,724	493,206	41	41	41
IT	:	:	:	:	:	:	:	:	:
CY	:	:	:	:	:	:	:	:	:
LV	74,459	30,404	44,056	:	:	:	:	:	:
LT	93,041	37,022	56,019	28,305	9,830	18,475	30	27	33
LU	7,205 s	3,926 s	3,279 s	2,400 s	1,355 s	1,045 s	33 s	35 s	32 s
HU	343,754	:	:	:	:	:	:	:	:
MT	:	:	:	:	:	:	:	:	:
NL	635,732	:	:	317,895	:	:	50	:	:
AT	211,086	120,852	90,234	11,642	7,303	4,339	6	6	5
PL	2,045,278	936,094	1,109,184	:	:	:	:	:	:
PT	408,914	178,627	230,286	188,826	83,966	104,860	46	47	46
RO	416,841	242,125	174,716	:	:	:	:	:	:
SI	73,097	33,596	39,502	:	:	:	:	:	:
SK	270,244	130,353	139,891	:	:	:	:	:	:
FI	244,164	126,990	117,174	70,012	39,188	30,824	29	31	26
SE	195,564	106,107	89,458	:	:	:	:	:	:
UK	619,585	470,730	148,858	118,473	:	:	19	:	:
NO	68,182	36,212	31,969	:	:	:	:	:	:

Key : Not available; :n Not significant; - Not applicable or real zero or zero by default; 0 or 0.00 Less than half of the unit used; e Estimated value; s Eurostat estimate

DK Data refer to 2004

D.2.6 LFS unemployed, labour reserve and population wanting to work, 2005

1000s

 eurostat	LFS unemployed	Labour reserve	Population wanting to work
EU-27	20,553.8	17,014.7	37,568.6
EU-15	14,930.6	13,013.4	27,944.0
BE	370.1	261.1	631.1
BG	332.5	462.6	795.1
CZ	399.9	291.1	691.0
DK	137.6	177.5	315.1
DE	4,609.5	2,588.9	7,198.4
EE	53.3	64.0	117.2
IE	85.2	92.6	177.8
EL	465.4	73.2	538.5
ES	1,941.6	1,828.5	3,770.1
FR	2,479.5	936.2	3,415.8
IT	1,831.2	3,368.5	5,199.7
CY	19.6	17.1	36.7
LV	100.8	180.5	281.3
LT	136.8	73.1	209.9
LU	9.1	1.5	10.6
HU	297.4	373.7	671.1
MT	12.6	15.9	28.5
NL	405.6	491.9	897.5
AT	207.2	465.2	672.4
PL	3,067.8	1,748.2	4,816.0
PT	398.7	108.7	507.4
RO	717.1	626.3	1,343.4
SI	57.7	80.5	138.3
SK	427.7	68.3	496.0
FI	257.5	202.7	460.3
SE	412.9	316.1	729.1
UK	1,319.5	2,100.8	3,420.3
NO	:	:	:


Source: Eurostat, NewCronos. Data extracted on 30 April 2007

E REFERENCE INFORMATION


E.1 LMP questionnaire



Item number	Item name	Item number	Item name
	Year	9.2	Non-cash benefits
	Country	9.3	Clarification
Qualitative items		10	Planned duration
1	Intervention number	10.1	Typical
2	Intervention name	10.2	Maximum
2.1	English	10.3	Unlimited
2.2	National language	10.4	One-off
3	Description	10.5	Not defined
3.1	Aim	11	Area of application
3.2	Beneficiaries/participants	11.1	National
3.3	Action/Instrument	11.2	Regional
3.4	Financing/support	11.3	Other
3.5	Eligibility	12	Source of finance
3.6	Legal basis	12.1	Central government budget
3.7	Recent changes	12.1.1	Ear-marked taxes
4	Type of action	12.2	State/regional government budget
4.1	Class	12.3	Local government budget
4.2	Components	12.4	Social security funds
4.2.1	Class	12.5	European Social Fund (ESF)
4.2.2	Name	12.6	Other
5	Breakdown of expenditure	13	Responsible institution
5.1	Transfers to individuals	13.1	Central government
5.1.1	Periodic cash payments	13.2	State/regional government
5.1.2	Lump-sum payments	13.3	Local government
5.1.3	Reimbursements	13.4	Social security funds
5.1.4	Reduced social contributions	13.5	Trade union or similar
5.1.5	Reduced taxes	13.6	Public employment services
5.2	Transfers to employers	14	Implementation of intervention
5.2.1	Periodic cash payments	17.1	Year started
5.2.2	Lump-sum payments	17.2	Year ended
5.2.3	Reimbursements	Expenditure	
5.2.4	Reduced social contributions	15	Expenditure
5.2.5	Reduced taxes	15.1	Total
5.3	Transfers to service providers	15.2	Transfers to individuals
6	Operational target groups	15.2.1	Periodic cash payments
6.1	Registered unemployed	15.2.2	Lump-sum payments
6.2	Other registered jobseekers	15.2.3	Reimbursements
6.3	Not registered	15.2.4	Reduced social contributions
6.4	Employed	15.2.5	Reduced taxes
7	Detailed target groups	15.3	Transfers to employers
7.1	All	15.3.1	Periodic cash payments
7.2	LTU	15.3.2	Lump-sum payments
7.3	Youth	15.3.3	Reimbursements
7.4	Older	15.3.4	Reduced social contributions
7.5	Disabled	15.3.5	Reduced taxes
7.6	Immigrants/ethnic minorities	15.4	Transfers to service providers
7.7	Re-entrants/lone parents	M1	Metadata on expenditure
7.8	Public priorities and Other	M1.1	Source
8	Treatment of unemployment spells	M1.2	Notes (formal)
8.1	Broken	M1.3	Notes (free)
8.2	Suspended	Participants	
8.3	Continuous/continuous	16	Stock
8.4	Continuous/discontinuous	16.1	Stock (total)
8.5	Not relevant	16.2	Stock (volume)
9	Receipt of benefits	17	Entrants
9.1	Cash benefits	18	Exits
9.1.1	Current intervention	M2	Metadata on participants
9.1.2	Unemployment benefit	M2.1	Observations
9.1.3	Other LMP intervention	M2.1.1	Stock
9.1.4	Other	M2.1.2	Entrants

Item number	Item name	
M2.1.3	Exits	
M2.1.4	Destination method	
M2.1.5	Destination time	
M2.2	Source	
M2.3	Notes (formal)	
M2.4	Notes (free)	
Breakdown of participants		
19	Sex	
20	Age	
21	Unemployed by duration	
22	Previous status	
22.1	Registered	
22.1.1	Registered unemployed	
22.1.2	Other registered jobseekers	
22.2	Not registered	
22.3	Employed	
22.4	Unknown	
23	Destination of exits	
23.1	Employment (total)	
23.1.1	Of which subsidised	
23.2	Other measure	
23.3	Unemployment	
23.4	Inactivity	
23.5	Unknown	
Duration		
24	Average duration of participation	
M3	Metadata on duration	
M3.1	Observation	
M3.2	Notes (formal)	
M3.3	Notes (free)	

E.2 Classification by type of action


Category	Name	
1 1.1 1.1.1 1.1.2 1.2 1.2.1 1.2.2 1.2.3 1.A	Labour market services Client services Information services Individual case-management Other activities of the PES Administration of LMP measures Administration of LMP supports Others services / activities Adjustment for double counting, category 1	
2 2.1 2.2 2.3 2.4 2.A	Training Institutional training Workplace training Alternate training Special support for apprenticeship Adjustment for double counting, category 2	
3 3.1 3.2 3.A	Job rotation and job sharing Job rotation Job sharing Adjustment for double counting, category 3	
4 4.1 4.1.1 4.1.2 4.2 4.A	Employment incentives Recruitment incentives Permanent Temporary Employment maintenance incentives Adjustment for double counting, category 4	
5 5.1 5.2 5.A	Supported employment and rehabilitation Supported employment Rehabilitation Adjustment for double counting, category 5	
6 6.A	Direct job creation Adjustment for double counting, category 6	
7 7.A	Start-up incentives Adjustment for double counting, category 7	
8 8.1 8.1.1 8.1.2 8.2 8.3 8.4 8.5 8.A	Out-of-work income maintenance and support Full unemployment benefits Unemployment insurance Unemployment assistance Partial unemployment benefits Part-time unemployment benefits Redundancy compensation Bankruptcy compensation Adjustment for double counting, category 8	
9 9.1 9.1.1 9.1.2 9.2 9.2.1 9.2.2 9.A	Early retirement Conditional Full Partial Unconditional Full Partial Adjustment for double counting, category 9	
X	Not classified	

E.3 Breakdown by type of expenditure


Category	Name
1	Total
2	Transfers to individuals
2.1	Periodic cash payments
2.2	Lump-sum payments
2.3	Reimbursements
2.4	Reduced social contributions
2.5	Reduced taxes
3	Transfers to employers
3.1	Periodic cash payments
3.2	Lump-sum payments
3.3	Reimbursements
3.4	Reduced social contributions
3.5	Reduced taxes
4	Transfers to service providers




E.4 Abbreviations by country

Country/Abbreviation	Meaning	
Belgique/België		
APE	Aides à la promotion de l'emploi	
CAO 26	Collectieve arbeidsovereenkomst 26	
CBO	Centrum voor Begeleiding en Opleiding	
CG	Communauté germanophone	
COCOF	Commission Communautaire Française	
FBI	Fonds budgétaire interdépartemental	
Fed	Fédéral	
ORBEM	Office régional bruxellois de l'emploi	
RBC	Région Bruxelles-capitale	
RF	Région flamande	
RW	Région wallonne	
UB	Unemployment benefit	
Bulgaria		
EA	Employment Agency	
Ceská republika		
SÚMP	Společensky účelná pracovní místa	
SVC-SÚMP	Samostatná výdělečná činnost - společensky účelné pracovní místo	
VPP	Verejné prospešné práce	
Danmark		
Deutschland		
ABM	Arbeitsbeschaffungsmaßnahmen	
AfL	Arbeit für Langzeitarbeitslose	
ALG II	Arbeitslosengeld II	
BMWA	Bundesministerium für Wirtschaft und Arbeit	
DWH	Data Warehouse	
MSI	Microstrategy Intelligence	
Eesti		
Éire/Ireland		
BTEA	Back to education allowance	
BWEA	Back to work enterprise allowance	
CSO	Central Statistics Office	
DSFA	Department of Social and Family Affairs	
FÁS	An Foras Aiseanna Saothair (The training and employment authority)	
PRSI	Pay related social insurance	
VTOS	Vocational training opportunities scheme	
Elláda		
ESPA	System of protection against unemployment	
KEK	Centres for vocational training	
LAEK	Employment and Vocational Training Fund	
OAED	Greek Manpower Employment Organisation	
ORP	Operational Regional Programmes	
España		
C.O	Casas de oficio	
E.T	Programa de escuelas-taller	
FIP	Formación e inserción profesional	
MTAS	Ministerio de Trabajo y Asuntos Sociales	
SPEE	Servicio Público de Empleo Estatal (previously INEM)	
T.E	Talleres de Empleo	


E.4 Abbreviations by country

Country/Abbreviation	Meaning	
France		
ACOSS	Agence centrale des organismes de Sécurité sociale	
AFPA	Association pour la formation professionnelle des adultes	
AFPE/PARE	Actions de formation préalable à l'embauche (Plan d'aide au retour à l'emploi)	
AGEFIPH	Association pour la gestion de l'emploi, la formation et l'insertion professionnelle des personnes handicapées	
ANPE	Agence nationale pour l'emploi	
APEC	Association pour l'emploi de cadres	
AREF	Allocation d'aide au retour à l'emploi - formation	
CAE	Contrat d'accompagnement dans l'emploi	
CAT	Centre d'aide par le travail (pour handicapés)	
CATS	Cessation d'activité de certains travailleurs salariés	
CAV	Contrat d'avenir	
CEC	Contrat emploi consolidé	
CES	Contrat emploi solidarité	
CIE	Contrat initiative emploi	
CIE-PCS	Contrat initiative emploi (Plan de cohésion sociale)	
CI-RMA	Contrat d'insertion - Revenu minimum d'activité	
CIVIS	Contrat d'insertion dans la vie sociale	
CRP	Convention de reclassement personnalisé	
DARES	Direction de l'Animation de la Recherche, des Etudes et des Statistiques	
DGEFP	Délégation générale à l'emploi et à la formation professionnelle	
DOM	Départements d'outre mer	
IRILL	Insertion, réinsertion et lutte contre l'illettrisme	
PAIO	Permanence d'accueil, d'information et d'orientation	
PARE	Plan d'aide au retour à l'emploi	
SIFE	Stage d'insertion et de formation à l'emploi	
TRACE	Trajet d'accès à l'emploi	
UNEDIC	Union Nationale interprofessionnelle pour l'emploi dans l'industrie et le commerce	
ZRR	Zones de revitalisation rurale	
ZRU	Zones de redynamisation urbaine	
Italia		
CIGS	Cassa integrazione guadagni straordinaria	
INPS	Istituto Nazionale della Previdenza Sociale	
ISFOL	Istituto per la Formazione dei Lavoratori	
LSU	Lavori socialmente utili	
RGS	La Ragioneria Generale dello Stato	
SIL	Servizio d'Informazione sul Lavoro	
Kypros/Kibris		
Latvija		
Lietuva		
EURES	European Employment Services	
Luxembourg		
ADEM	Administration de l'emploi	
MENFP	Ministère de l'éducation nationale et de la formation professionnelle	
MTE	Ministère du travail et de l'emploi	
Magyarország		
Malta		

E.4 Abbreviations by country


Country/Abbreviation	Meaning	
Nederland		
ABW	Algemene bijstandswet	
BKWI	Bureau keteninformatisering werk en inkomen	
CWI	Centra voor werk en inkomen	
HVS	Hoofdelijk versnelde scholing	
ID	Instroombanen/Doorstroombanen	
IOAW	Wet inkomensvoorziening oudere en gedeeltelijk arbeidsongeschikte werkloze werknemers	
IOAZ	Wet inkomensvoorziening oudere en gedeeltelijk arbeidsongeschikte gewezen zelfstandigen	
REA	Reintegratie arbeidsgehandicapten	
RSP	Regeling schoonmaakdiensten particulieren	
SVWW	Stimuleringsregeling Vacaturevervulling door Werklozen en met werkloosheid bedreigde Werknemers	
TW	Toeslagenwet	
UBdt	Unemployment benefits during training	
UWV	Uitvoeringsorganisatie werknemersverzekeringen	
VLW	Afdrachtsvermindering langdurig werklozen	
VO	Afdrachtsvermindering onderwijs	
WRO	Wachtgeldregeling voormalig overheids personeel	
WSW	Wet sociale werkvoorziening	
WVA	Wet vermindering afdracht loonbelasting en premies volksverzekeringen	
WW	Werkloosheidswet	
WWB	Wet werk en bijstand	
Österreich		
ADAPT	EU Gemeinschaftsinitiative ADAPT	
ALG	Arbeitslosengeld	
AMS DWH	Arbeitsmarktservice Data Warehouse	
AMSBG	Arbeitsmarktservice Betriebsges (add "mbH")	
BEB	Betriebliche Eingliederungsbeihilfe	
BESEB	Besondere Eingliederungsbeihilfe	
BMSG	Bundesministerium für soziale Sicherheit und Generationen	
BMWA	Bundesministerium für Wirtschaft und Arbeit	
BSB	Bundesamt für Soziales und Behindertenwesen	
BUAK	Bauarbeiterurlaubs- und Abfertiaunaskasse	
EB	Eingliederungsbeihilfe	
EQUAL	EU Gemeinschaftsinitiative EQUAL	
GB	Gründungsbeihilfe	
GRP	Gemeinnützige Beschäftigungsprojekte	
JASG	Jugendausbildungs-Sicherungsgesetz	
SÖB	Sozialökonomische Betriebe	
SOL	Solidaritätsprämienmodell	
SUG	Sonderunterstützung	
TEP	Territoriale Beschäftigungspakte	
UGP	Unternehmensgründungsprogramm	
Poland		
MPiPS	Ministerstwo Pracy i Polityki Społecznej	
PFRON	Państwowy Fundusz Rehabilitacji Osób Niepełnosprawnych	
SWE	Sheltered work establishments	
ZUS	Zakład Ubezpieczeń Społecznych	
Portugal		
ACPE	Apoio a criação de proprio emprego	
DRFP	Direcção Regional de Formação Profissional (Madeira)	
IIES	Instituto de Informática e Estatística da Solidariedade	
IEFP	Instituto do Emprego e Formação Profissional	
IGFSE	Instituto de Gestão do Fundo Social Europeu	
IGFSS	Instituto de Gestão Financeira da Seuranca Social	
ILE	Iniciativas Locais de Emprego	
OEFP	Observatório do Emprego e Formação Profissional (Açores)	
PROFIJ	Programa formativo de inserção de jovens	
PROSA	Programa social de ocupação de adultos	


E.4 Abbreviations by country


Country/Abbreviation	Meaning	
România ANOFM	National Agency for Employment	
Slovenija ESS MLSFA PUM ZRSZ	Employment Service of Slovenia Ministry of Labour, Family and Social Affairs Projektno učenje za mlajše odrasle Zavod Republike Slovenije za zaposlovanje (Institute of the Republic of Slovenia for Employment)	
Slovensko		
Suomi/Finland		
Sverige AMS ESV OSA	Swedish National Labour Market Board Swedish National Financial Management Authority Offentligt skyddat arbete	
United Kingdom BTWB DWP IAP JC JSA NDDP NDLP NDPU NVQ WBLA WBTP YEI	Back to work bonus Department for Work and Pensions Individual action plan Jobcentre Jobseekers allowance New Deal for Disabled People New Deal for Lone Parents New Deal for partners of unemployed people National Vocational Qualifications Work based learning for adults Work based training for young people Youth Enterprise Initiative	
Norway AB Aetat AMB AMO BIA BIO KAJA KAT VALS	Arbeid med bistand Public Employment Service Arbeidsmarkedsbedrifter Arbeidsmarkedsopplæring Bedriftsintern Attføring Bedriftsintern opplæring Kompetanse, arbeidstrening og jobbskaping for arbeidsledige Formidlingstjenester Formidlingstjenester ventelønn	

E.5 National data sources (expenditure)

The LMP data collection is based on administrative data collated from relevant sources in each country. This table shows the original source of data on expenditure for each intervention. See Table E.4 for abbreviations.


Country/Source	Interventions 
Belgique/België	
CG: Communauté germanophone	44
COCOF: Commission Communautaire Française	82
Fed - Ministère de l'Emploi et du Travail	3,8,19,21,22,34,37,38,39,43,61
Fed, RF, RW, RBC, CG	1,18
RBC - Office régional bruxellois de l'emploi (ORBEM)	26,28,29,42,45,50,52,56,64,67,68,70,71,78
RF - Ministerie van de Vlaamse Gemeenschap	27,40,54,65,66,73,84,85,86
RF, RW	14
RW - Ministère de la Région wallonne	10-13,17,30,41,58,60,63,72,75-77,79
No answer	83
Bulgaria	
Employment Agency	1-36, 42-54
National Social Security Institute	37,38
Česká republika	
Ministry of Labour and Social Affairs (Financing employment services unit)	1-14
No answer	16-20
Danmark	
The local government: municipalities' accounts	2,9,22
The State/Central government accounts	1,3,5,6,8,10,17,20,21,24,26,28,29-33
No answer	7,25
Deutschland	
BMWA, Datenlieferung der Bundesländer	54-60,62
Bundesagentur für Arbeit	64,67
Bundesagentur für Arbeit: Haushalt	1,2,4,6-9,11-16,18,19,21-24,26,27,29,31,34, 35,42-53,65,66,68-71,73-77
Bundesagentur für Arbeit: Haushalt und Controlling	63
No answer	72,78
Eesti	
Budget of Estonian Labour Market Board	1-5,7
Unemployment insurance fund	9,10
No answer	6
Éire/Ireland	
Department Enterprise and Employment	49,50
Department of Education and Science	34,35
Department of Social and Family affairs (DSFA)	1-4,7,9,10,12
FÁS	15,18,22,23,36-41,43,45,47,51,52,57-60
No answer	5
Elláda	
Ministry of Employment and Social Protection	42,76,77
Ministry of Merchant Marine	37
OAED / Department of Special Social Groups	1,31
OAED/ Department of Economics	9,22,23,27,28,58,60,73,80,82-84,86
OAED/ Department of Insurance/ Department of Statistics	24,71
Vocational Training S.A.	87-92
No answer	6,8,29,32,33,51,62-67,69,70,74,75,79


Country/Source	Interventions 
España	
Comunidades Autónomas, Departamentos de Empleo Autonómicos	33-49,52,53
MTAS, Dirección General de Fomento de la Economía Social y del Fondo Social Europeo	23
MTAS, Dirección General de Ordenación de las Migraciones	22,29
MTAS, Dirección General de Trabajo	2
MTAS, Instituto Nacional de Empleo	3-11,14,16-21,24-28,30,32,56-61
No answer	55
France	
ACOSS	25
AFPA	10,57
AGEFIPH	49,74
ANPE	42,53-56
APEC	43
Conseils régionaux	85
Fonds de solidarité	2,3,72
Ministère de l'emploi	4,11,14-16,18,20,22,24,26,28,32,33,38,38bis,44,45,47,48,58,59,61,62,67,76,79-83,87
Ministère de l'emploi + UNEDIC	6,34,60
Ministère de l'emploi et de la solidarité	36
Ministères de l'emploi + de l'éducation + de l'intérieur + de la justice + des DOM	46
Ministères de l'emploi + des DOM + ACOSS	39,40
Ministères de l'emploi et de la solidarité + des finances + ACOSS	37
UNEDIC	1,8,63-66,70,71,73,84,86
Pas de réponse	77,78
Italia	
INPS	3,3a,8,10,11,16,24,25,32,35,36,49,51,53,55,59,60,65,67,71-78,80,81,89,91,93-98,118-120
ISFOL processing of Ministry of Economy (RGS) data	100-117,122
Ministero del Lavoro e delle Politiche Sociali	90,124
Ministero delle Finanze	57
processing on Regions' data	121
Sviluppo Italia	19
Latvija	
Professional Career Counselling State Agency	1,25
Society Integration Foundation	31,33
State agency "Insolvency Administration"	16
State Employment Agency	2,3,4,8,9,13,14,17,23,24,26-30
State Social Insurance Agency	15
Lietuva	
Garantee Fund administration unit	22
Ministry of Social Security and Labour	1-21,23,24,28
Luxembourg	
ADEM	5,26
Administration des contributions directes	9
MENFP	11,12
MTE	1-4,6-8,10,13,14,19-25,27-29,31-33
Magyarország	
Labour Market Fund	1-8,10-25
Nederland	
Ministry of Finance	1,57,58
Ministry of Social Affairs and Employment	6,14,31-33,39,40,46-48,50-54,56,59,60,64
Netherlands Bureau for Statistics	61


Country/Source	Interventions 
Österreich	
BMSG	34,35,37,43,44
BMWA	1-9,11-20,25-28,30,32,33,49,54-59,62-64
BUAK	21
No answer	60,61,65
Poland	
MPiPS	15-27
PFRON	30-35,40
ZUS	1-14
No answer	28,29,41
Portugal	
DRFP	26,84,127,128,132
IEFP	4,14,20,33,34,69,103,105-108,116,119,125,133
IEFP & DRFP	3,22-25,68,96,115
IEFP & DRFP & OEFP	7,95
IGFSE & IEFP & DRFP	63,64,67
IGFSS	1,61,62,75,76,104
IIES	29,31,37,41,44
OEFP	86,97-99,114,122,131
România	
National Agency for Employment	1-16,18-26,29-31,34-36
No answer	33,39
Slovenija	
Ministry of Labour, Family and Social Affairs (MLSFA)	2,3,6-14,16-18,23-26,28,30,32,34,35,38-46,48,51,53-56
No answer	47
Slovensko	
Center of Labour, Social Affairs and Family	1-13
Social Insurance Agency	14-16
Suomi/Finland	
Finnish Centre for Pensions	26
Finnish Centre for Pensions and Social Insurance Institution	3
Insurance Rehabilitation Association	27
Insurance Supervisory Authority	1,30,31
Insurance Supervisory Authority and Social Insurance Institution	16,17
Insurance Supervisory Authority, Social Insurance Institution and Ministry of Labour	6
Ministry of Labour	5,7-13,18,20-22,28,46-51,55
Ministry of Social Affairs and Health	34
Social Insurance Institution	2,4,15,25,32,33
Social Insurance Institution and Ministry of Labour	35,36
Sverige	
The Swedish National Financial Management Authority (ESV)	3,21,30
The Swedish National Labour Market Board (AMS).	6,7,9,12-16,19,20,31,35-37,40,42-11
No answer	
United Kingdom	
Department for work and pensions (DWP)	3,5
Dept for Education and Skills (annual departmental report)	40
Jobcentre Plus administrative data	9,29,41,45-47
Jobcentre Plus Annual Report and Accounts	1,2,4,10-12,24,31,33,35-38,43,44
Norway	
National accounts	1,4-9,11-15,18,19,21-31,33-35


E.6 National data sources (participants)

The LMP data collection is based on administrative data collated from relevant sources in each country. This table shows the original source of data on participants for each intervention. See Table E.4 for abbreviations.

Country/Source	Interventions 
Belgique/België	
Fed - Ministère de l'Emploi et du Travail	3,8,19,21,22,34,37,38,39,43,61
Fed, RF, RW, RBC, CG	1
RBC - Office régional bruxellois de l'emploi (ORBEM)	26,28,29,42,45,50,52,56,64,67,68,70,71,78,82
RF - Ministerie van de Vlaamse Gemeenschap	27,40,54,65,66,73,84-86
RF, RW	14
RF, RW, RBC, CG	18,62
RW - Ministère de la Région wallonne	10,12,13,17,30,41,58,60,63,72,75,76,77,79
No answer	44,83
Bulgaria	
Employment Agency	5-7,10,12,14-30,32-36,39-43,46-51,54
National Social Security Institute	37,38
No answer	1-4,8,9,11,13,31,44,45,52,53
Česká republika	
Ministry of Labour and Social Affairs (Financing employment services unit)	10
Ministry of Labour and Social Affairs (Labour market unit)	1-5,7-9,12,13,15
No answer	6,14,16-20
Danmark	
Employees Guarantee Fund annual report	25
Ministry of employment	5,32
Register on labour market measures.	3,6-10,17,21,22,26,31,33
Register on unemployment	1,2
The local government: municipalities' accounts	20,28,29
The State/Central government accounts	24,30,35-37
Deutschland	
BMWA, Datenlieferung der Bundesländer	54-60,62
Bundesagentur für Arbeit	8,15,39,45,48,63,66,70,76-78
Bundesagentur für Arbeit: DWH	1,2,4,14,29,40,41,43,61
Bundesagentur für Arbeit: DWH MSI	6,9,11,12,16,18,19,21,22,26,27,42,44,46,47,49,50,51,53,68,71,73,74,75
Bundesagentur für Arbeit: Stada	7,13,23,24,31,34,35,52,72
No answer	64,65,67,69
Eesti	
Budget of Estonian Labour Market Board	2,3,4,12,13
Unemployment insurance fund	7,9,10
No answer	1,5,6,14
Éire/Ireland	
CSO, Ireland	1,2,48
Department Enterprise and Employment	49,50,60
Department of Education and Science	34,35
Department of Social and Family affairs (DSFA)	3-5,7,9,10,12
FÁS	15,18,22,23,36-41,43,45,47,51,52,55,59
No answer	58

Country/Source	Interventions 
Elláda	
Ministry of Employment and Social Protection	33,42,76,77
Ministry of Merchant Marine	37
OAED / Department of Employment	9
OAED / Department of Special Social Groups	1,31,58,73
OAED/ Department of Economics	22,28,71,80,82,83,86
Vocational Training S.A.	87-92
No answer	6,8,23,24,27,29,32,51,60,62-67,69,70,72,74,75,79,84
España	
Comunidades Autónomas, Departamentos de Empleo Autonómicos	33-49,52,53
MTAS, Dirección General de Fomento de la Economía Social y del Fondo Social Europeo	23
MTAS, Dirección General de Ordenación de las Migraciones	22,29
MTAS, Dirección General de Trabajo	2
MTAS, Instituto Nacional de Empleo	3-11,14,16-21,24-28,30,32,50,51,54,55,59-61
No answer	56-58
France	
AFPA	10,57
AGEFIPH	49,74
ANPE	53-56
APEC	43
Conseils régionaux	85
Ministère de l'emploi (DARES)	4,14,15,16,20,22,24-26,28,32,33,36,38-40,44-46,58-61,67-69,76,79,81-83
Ministère de l'emploi (DGEFP)	11,48
Ministère de l'emploi + UNEDIC	62
Ministère de l'emploi et de la solidarité	47
UNEDIC	1-3,6,8,34,63-66,70-73,84,86
Pas de réponse	18,37,42,75,77,78,87
Italia	
INPS	3,31,8,10,11,16,24,25,32,35,36,49,51,53,55,59,60,67,71-79,80,81,89,90,91,93,94,96-98,118-120
ISFOL processing of Ministry of Economy (RGS) data	100-117
Ministero delle Finanze	57
Sviluppo Italia	19
No answer	0,1,65,121,122,124
Latvija	
Professional Career Counselling State Agency	1,25
Society Integration Foundation	31,33
State agency "Insolvency Administration"	16
State Employment Agency	2-4,8,9,13,14,20-30
State Social Insurance Agency	15
No answer	17
Lietuva	
Guarantee Fund administration unit	22
Lithuanian Labour Exchange	1-6,8-11,13-16,21,23,24-28
Lithuanian Labour Market Training Authority	12
No answer	7,17-20,24
Luxembourg	
ADEM	1,5-10,13,20-22,24,25,28-32
MTE	2,14,19
No answer	3,4,11,12,23,27,33

Country/Source	Interventions 
Magyarország National Employment Office No answer	1-6,8,11-19,21,22,25 7,10,20,23,24,28
Nederland CWI Ministry of Finance Ministry of Social Affairs and Employment Netherlands Bureau for Statistics No answer	39,43-45 1,57,58 6,14,32,40,46-48,50-54,56,59 31,33,61,64 60
Österreich AMS DWH amsbg BMSG BMW A BUAK No answer	1,2,4-9,11-18,20,25,27,28,32,49-53,60-64 54 34,35,37,43,44 3,19,30,33 21 26,55-59,62,65
Poland MPiPS PFRON ZUS No answer	15-24,27-30,35,38,39 1-6,8,10-14 36,37 7,9,25,26,31-34,40,41
Portugal DRFP IEFP IEFP & DRFP IEFP & DRFP & OEFP IGFSE & IEFP & DRFP IIES OEFP	26,84,127,128,132 4,14,20,33,34,69,103,105-108,116,119,125,133 3,22-25,68,96,115 7,95,120,121,130 63,64,67 1,29,31,37,41,44,61,62,75,76,104 86,97-99,114,122,131
România National Agency for Employment No answer	1-16,18-23,25,27,28,33-36,39 24,26,29-32
Slovenija Ministry of Labour, Family and Social Affairs (MLSFA) PES (ZRSZ) No answer	2,3,6-14,16,23-26,28,34,38-43,51 30,32,52 17,18,35,44-48,53-56
Slovensko Center of Labour, Social Affairs and Family Social Insurance Agency No answer	3-12,17-19 14-16 1,2,13
Suomi/Finland Finnish Centre for Pensions Insurance Rehabilitation Association Insurance Supervisory Authority Ministry of Labour Ministry of Social Affairs and Health Social Insurance Institution	26 27 1,30,31 3,5-13,15-18,20-22,28,35-38,40-51,55 34 2,4,25,32,33

Country/Source	Interventions 
Sverige	
County Administrative Boards	30
The Samhall Group	21
The Swedish National Labour Market Board (AMS).	3,6,7,9,12,13,15,16,20,31,36,37,40,42-
	45,47,49,50,52,53,59
No answer	11,14,19,35,51,56
United Kingdom	
Department for work and pensions (DWP)	3,5,12,29,39,44,45
New Deal evaluation database	1,2
No answer	4,9,10,11,24,31,33,35-38,40,41,43,46,47
Norway	
National accounts	1,4-8,11,15,18,19,21-25,27-36
No answer	9,26,37

European Commission

Labour market policy

Luxembourg: Office for Official Publications of the European Communities

2007 — 174 pp. — 21 x 29.7 cm

ISBN 978-92-79-06543-9

ISSN 1725-602X