

Labour market policy — expenditure and participants

Data 2006

2008 edition

Labour market policy — expenditure and participants

Data 2006

2008 edition

How to obtain EU publications

Our priced publications are available from EU Bookshop (<http://bookshop.europa.eu>), where you can place an order with the sales agent of your choice.

The Publications Office has a worldwide network of sales agents. You can obtain their contact details by sending a fax to (352) 29 29-42758.

Europe Direct is a service to help you find answers to your questions about the European Union

Freephone number (*):

00 800 6 7 8 9 10 11

(*): Certain mobile telephone operators do not allow access to 00 800 numbers or these calls may be billed.

More information on the European Union is available on the Internet (<http://europa.eu>).

Luxembourg: Office for Official Publications of the European Communities, 2008

ISBN 978-92-79-08999-2

ISSN 1725-602X

DOI 10.2785/10283

Cat. No. KS-DO-08-001-EN-N

Theme: Population and social conditions

Collection: Statistical books

© European Communities, 2008

© Cover photo: Phovoir

Eurostat is the Statistical Office of the European Communities. Its mission is to provide the European Union with high-quality statistical information. For that purpose, it gathers and analyses figures from the national statistical offices across Europe and provides comparable and harmonised data for the European Union to use in the definition, implementation and analysis of Community policies. Its statistical products and services are also of great value to Europe's business community, professional organisations, academics, librarians, NGOs, the media and citizens.

Eurostat's publications programme consists of several collections:

- **News releases** provide recent information on the Euro-Indicators and on social, economic, regional, agricultural or environmental topics.
- **Statistical books** are larger A4 publications with statistical data and analysis.
- **Pocketbooks** are free of charge publications aiming to give users a set of basic figures on a specific topic.
- **Statistics in focus** provides updated summaries of the main results of surveys, studies and statistical analysis.
- **Data in focus** present the most recent statistics with methodological notes.
- **Methodologies and working papers** are technical publications for statistical experts working in a particular field.

Eurostat publications can be ordered via the EU Bookshop at <http://bookshop.europa.eu>.

All publications are also downloadable free of charge in PDF format from the Eurostat website <http://ec.europa.eu/eurostat>. Furthermore, Eurostat's databases are freely available there, as are tables with the most frequently used and demanded short- and long-term indicators.

Eurostat has set up with the members of the 'European statistical system' (ESS) a network of user support centres which exist in nearly all Member States as well as in some EFTA countries. Their mission is to provide help and guidance to Internet users of European statistical data. Contact details for this support network can be found on Eurostat Internet site.

CONTENTS

A INTRODUCTION	5
A.1 Important remarks	7
A.2 Key to symbols and abbreviations	9
B EXPENDITURE	11
B.1 LMP expenditure by type of action and expenditure indicators, 2006	12
<i>B.1.1 LMP expenditure by category</i>	12
<i>B.1.2 Share of LMP expenditure by category</i>	13
<i>B.1.3 LMP expenditure as a percentage of GDP</i>	14
<i>B.1.4 LMP expenditure per person wanting to work (in PPS)</i>	16
B.2 LMP expenditure by type, 2006	18
<i>B.2.1 LMP expenditure by type (LMP measures, categories 2-7)</i>	18
<i>B.2.2 LMP expenditure by type (LMP supports, categories 8-9)</i>	19
<i>B.2.3 Share of LMP expenditure by type (LMP measures, categories 2-7)</i>	20
<i>B.2.4 Share of LMP expenditure by type (LMP supports, categories 8-9)</i>	21
B.3 LMP expenditure by intervention and by type of action, 2006	
<i>B.3.1 Belgium</i>	22
<i>B.3.2 Bulgaria</i>	25
<i>B.3.3 Czech Republic</i>	28
<i>B.3.4 Denmark (2004 data)</i>	29
<i>B.3.5 Germany</i>	30
<i>B.3.6 Estonia</i>	32
<i>B.3.7 Ireland</i>	33
<i>B.3.8 Greece (2005 data)</i>	34
<i>B.3.9 Spain</i>	37
<i>B.3.10 France</i>	39
<i>B.3.11 Italy</i>	41
<i>B.3.12 Cyprus</i>	44
<i>B.3.13 Latvia</i>	46
<i>B.3.14 Lithuania</i>	48
<i>B.3.15 Luxembourg</i>	50
<i>B.3.16 Hungary</i>	52
<i>B.3.17 Malta</i>	53
<i>B.3.18 Netherlands</i>	54
<i>B.3.19 Austria</i>	56
<i>B.3.20 Poland</i>	58
<i>B.3.21 Portugal</i>	60
<i>B.3.22 Romania</i>	63
<i>B.3.23 Slovenia</i>	65
<i>B.3.24 Slovakia</i>	67
<i>B.3.25 Finland</i>	68
<i>B.3.26 Sweden</i>	70
<i>B.3.27 United Kingdom</i>	72
<i>B.3.28 Norway</i>	74
B.4 LMP expenditure at constant price levels, 1998-2006	76
<i>B.4.1 LMP expenditure at constant price levels, total (categories 1-9)</i>	76
<i>B.4.2 LMP expenditure at constant price levels, services (category 1)</i>	77
<i>B.4.3 LMP expenditure at constant price levels, measures (categories 2-7)</i>	78
<i>B.4.4 LMP expenditure at constant price levels, supports (categories 8-9)</i>	79

C PARTICIPANTS	81
C.1 LMP stocks by type of action, 2006	82
C.1.1 LMP stocks by category (total)	82
C.1.2 LMP stocks by category (under 25s)	83
C.1.3 LMP stocks by category (women)	84
C.1.4 Share of LMP stocks by category (total)	85
C.1.5 Share of LMP stocks by category (under 25s)	86
C.1.6 Share of LMP stocks by category (women)	87
C.2 LMP entrants by type of action, 2006	88
C.2.1 LMP entrants by category (total)	88
C.2.2 LMP entrants by category (under 25s)	89
C.2.3 LMP entrants by category (women)	90
C.2.4 Share of LMP entrants by category (total)	91
C.2.5 Share of LMP entrants by category (under 25s)	92
C.2.6 Share of LMP entrants by category (women)	93
C.3 Participant indicators, 2006	
C.3.1 Regular activation	94
C.3.2 Regular activation (men)	95
C.3.3 Regular activation (women)	96
C.4 LMP participants by intervention and by type of action, 2006	
C.4.1 Belgium	97
C.4.2 Bulgaria	102
C.4.3 Czech Republic	106
C.4.4 Denmark (2004 data)	108
C.4.5 Germany	110
C.4.6 Estonia	113
C.4.7 Ireland	115
C.4.8 Greece (2005 data)	117
C.4.9 Spain	120
C.4.10 France	124
C.4.11 Italy	127
C.4.12 Cyprus	131
C.4.13 Latvia	133
C.4.14 Lithuania	135
C.4.15 Luxembourg	137
C.4.16 Hungary	139
C.4.17 Malta	141
C.4.18 Netherlands	143
C.4.19 Austria	146
C.4.20 Poland	149
C.4.21 Portugal	152
C.4.22 Romania	156
C.4.23 Slovenia	158
C.4.24 Slovakia	160
C.4.25 Finland	162
C.4.26 Sweden	164
C.4.27 United Kingdom	166
C.4.28 Norway	169

C.5	LMP stocks by type of intervention, 1998-2006	171
C.5.1	<i>Stocks of participants in LMP measures (categories 2-7), total</i>	171
C.5.2	<i>Stocks of participants in LMP measures (categories 2-7), under 25s</i>	172
C.5.3	<i>Stocks of participants in LMP measures (categories 2-7), women</i>	173
C.5.4	<i>Stocks of participants in LMP supports (categories 8-9), total</i>	174
C.5.5	<i>Stocks of participants in LMP supports (categories 8-9), under 25s</i>	175
C.5.6	<i>Stocks of participants in LMP supports (categories 8-9), women</i>	176
D	EXTERNAL AND REFERENCE DATA	177
D.1	GDP, exchange rates, purchasing power parities and price deflator	178
D.1.1	<i>GDP, exchange rates and purchasing power parities, 2006</i>	178
D.1.2	<i>Price deflator: Household and NPISH final consumption expenditure, 1998-2006</i>	179
D.2	Numbers of unemployed and other jobseekers, 2006	180
D.2.1	<i>Registered jobseekers and registered unemployed, all ages</i>	180
D.2.2	<i>Registered jobseekers and registered unemployed, youth (under 25s)</i>	181
D.2.3	<i>Registered unemployed by sex, age and duration of unemployment, all ages</i>	182
D.2.4	<i>Registered unemployed by sex, age and duration of unemployment, youth (under 25s)</i>	183
D.2.5	<i>Registered unemployed by sex, age and duration of unemployment, adults (25+)</i>	184
D.2.6	<i>ILO unemployed, labour reserve and population wanting to work, total aged 15-64</i>	185
D.2.7	<i>ILO unemployed, labour reserve and population wanting to work, men aged 15-64</i>	186
D.2.8	<i>ILO unemployed, labour reserve and population wanting to work, women aged 15-64</i>	187
E	REFERENCE INFORMATION	189
E.1	LMP questionnaire	190
E.2	Classification by type of action	192
E.3	Breakdown by type of expenditure	193
E.4	Abbreviations by country	194
E.5	National data sources (expenditure)	198
E.6	National data sources (participants)	202

A INTRODUCTION

This is the 9th edition of the Labour Market Policy statistics publication. The focus is on presenting detailed results for the reference year 2006¹, including for the first time data for Cyprus and Malta, though data for these two countries may be subject to revision. In addition, new tables with time series for the years 1998-2006 are included, showing LMP expenditure at constant price levels as well as stock data by age and sex.

The data shown in this publication are derived from Eurostat's Labour Market Policy (LMP) database, which covers all labour market interventions described as: *Public interventions in the labour market aimed at reaching its efficient functioning and correcting disequilibria and which can be distinguished from other general employment policy interventions in that they act selectively to favour particular groups in the labour market*. Public interventions refer to actions taken by general government in this respect which involve expenditure, either in the form of actual disbursements or of foregone revenue (reductions in taxes, social contributions or other charges normally payable).

The LMP database is based upon the collection of information from administrative sources, relating to public expenditure and to participants, covering both stocks and flows for labour market interventions implemented by EU Member States and Norway. The data collection is supported by a comprehensive methodology that aims to ensure that data are provided on a coherent and comparable basis between countries. According to this methodology, LMP interventions are classified into three main types - LMP services, LMP measures and LMP supports - and into the following nine detailed categories according to the type of action.

LMP services

1 Labour market services

LMP measures

2 Training

3 Job rotation and job sharing

4 Employment incentives

5 Supported employment and rehabilitation

6 Direct job creation

7 Start-up incentives

LMP supports

8 Out-of-work income maintenance and support

9 Early retirement

LMP indicators and the European Employment Strategy (EES)

In accordance with the aim of eventually using only comparable European data instead of national data, the Labour Market Policy database is now used for the compilation of the Joint Employment Report prepared

each year by the Directorate-General for Employment, Social Affairs and Equal Opportunities. Additionally, the Employment Guidelines list of indicators for monitoring and analysis², which was endorsed by the Employment Committee (EMCO), adopted the same approach to increasingly use harmonised European data. The list includes a number of indicators based on LMP data for the monitoring and analysis of Guideline 19, which aims to ensure inclusive labour markets, enhance work attractiveness, and make work pay for jobseekers, including disadvantaged people, and the inactive.

One of the strategies established in the text is specifically related to the use of LMP data, namely "...through active and preventive labour market measures including early identification of needs, job search assistance, guidance and training as part of personalised action plans...".

Three of the EES indicators based on LMP data are included in this publication:

- 19.A2 - Activation (see Table C.3.1)

- 19.A7 - LMP expenditure (see Table B.1.3)

- 19.A8 - LMP expenditure per person wanting to work (see Table B.1.4)

Coherence with the OECD LMP database

In 2004, the OECD adopted Eurostat's methodology (classifications and guidelines) by means of an official communication addressed to all OECD member countries. Since then, data on LMP expenditure and participants published by the OECD in "Employment Outlook" for the EU countries and Norway have been collected and carefully validated annually by Eurostat before being sent, together with all related metadata, to the OECD.

The only divergence between the two databases is in category 1 (Labour market services), where OECD prefers to maintain a different coverage and has, for some countries, either supplemented or excluded parts of the Eurostat data. Eurostat's definition of category 1 "Labour market services" is designed to collect the total expenditure of the Public Employment Services (PES) and to then disaggregate this figure to identify "client services" and particularly "individual case-management" services, which are highly relevant to the activation/prevention approach of the European Employment Strategy. Eurostat's approach means that the costs of benefit administration are not included when this function is undertaken by organisations other than the PES. OECD, on the other hand, attempts to include benefit administration for all countries, irrespective of the organisation responsible. Moreover, for some countries, it also excludes PES expenditure on functions considered to be outside the scope of LMP.

The Eurostat approach was adopted only after close consultation with the network of LMP delegates and was considered to be the best way of solving two important issues: (a) to be able to report a "Total PES expenditure" figure, and (b) to avoid problems of comparability introduced by the inclusion of other institutions responsible for the administration of unemployment benefits and other LMP supports, which are often also responsible for the administration of other social (non-LMP) benefits.

A.1 Important remarks

1. Source of data

Unless otherwise specified, all data presented in this publication were extracted from the Eurostat LMP database in the period 04 April - 08 May 2008.

2. Methodological information

The LMP data collection has a comprehensive methodology which defines the scope of the data collection, the statistical unit and coverage, describes the classification system and gives precise guidelines on the data to be provided. Users of LMP data are recommended to refer to this methodology in order to facilitate interpretation of the data included in this publication. The methodology is available at the Eurostat website³.

3. Qualitative information

In addition to the quantitative data on expenditure and participants presented here, the LMP database includes valuable qualitative information describing each intervention, how it works, the main target groups, etc. These descriptions help to put the quantitative data into context and can be extremely useful for researchers. These qualitative data are compiled into a series of "Labour market policy: Qualitative Reports" and produced as separate volumes for each country/year⁴.

4. Coverage

It is intended that data in this publication cover all LMP interventions in each country including those of autonomous regions, which may be significant.

Germany: Reforms introduced at the start of 2005 (Sozialgesetzbuch II) resulted in changes to the institutional responsibility for the implementation of LMP measures. In particular, some municipalities are now involved in helping work-ready jobseekers. Data from these municipalities are not yet available with the required detail so that part of the 2006 data on expenditure and participants for LMP measures (categories 2-7) had to be estimated.

Moreover, data covering the independent activities of the Länder are not consistently reported between years so that time-series need to be treated with caution.

Spain: Data for some interventions may not cover all autonomous regions. Additionally, data for Spain do not include the activities of the municipalities, which are included in the OECD data. It is intended that this information will be included in Eurostat data in future.

United Kingdom: Data do not include Northern Ireland unless otherwise specified and refer to the financial year April 2006 to March 2007.

5. EU totals

EU-27 totals are completed only when data are available for all countries or when Cyprus, Luxembourg and Malta are the only countries with incomplete data. The same applies to EU-15 totals (missing data for Luxembourg may be ignored).

6. Aggregates of participants

Data on participants are not available for some interventions. In such cases, aggregates by category or by groups of categories are still completed, providing that data are complete for 80% or more of the relevant expenditure (completion indicator $\geq 80\%$). All totals presented on the basis of incomplete data are flagged as 'ui' to alert users that the data are not fully reliable (i.e. may be understated by up to 20%).

The following aggregations should not be made for methodological reasons:

- Participants in category 8 should never be added to those in categories 2-7.
- Participants in category 1 should never be added with any other category.

Double counting may occur legitimately when a person participates in more than one intervention at the same time or is counted in two components of a mixed intervention - for example when training allowances are paid independently from the provision of training services. All known cases of double counting are taken into account by appropriate adjustments, which are shown in the detailed tables of participant data (section C.4).

7. Intervention names

The names of all LMP interventions are shown here in English only. However, for research purposes it may also be helpful to know the name of the intervention in the national language. An inventory of intervention names in both English and national language is inclu-

-ded in the LMP Qualitative Reports which are published separately for each country (see 3. Qualitative information above).

8. Persons wanting to work

Persons wanting to work are defined as the unemployed plus the labour reserve. The unemployed according to the ILO definition are persons without work, currently available for work and actively seeking work. The labour reserve denotes inactive persons wanting to work, i.e. it is a subset of all inactive persons (persons neither employed nor unemployed). Data are taken from the EU Labour Force Survey (EU LFS).

For more information about the EU LFS please see:
http://circa.europa.eu/irc/dsis/employment/info/data/eu_lfs/index.htm

9. LMP expenditure at constant price levels

The price index for household and NPISH (non-profit institutions serving households) final consumption (2000=100) was used as deflator (see table D.1.2, source: National Accounts).

¹ Data for DK refer to 2004; data for EL refer to 2005.

² The latest list of EES indicators is available at:
http://ec.europa.eu/employment_social/employment_strategy/docindic_en.htm

³ Labour Market Policy database - Methodology - Revision of June 2006, available at
http://epp.eurostat.ec.europa.eu/cache/ITY_OFFPUB/KS-BF-06-003/EN/KS-BF-06-003-EN.PDF

⁴ The Qualitative Reports are available through CIRCA -
<http://circa.europa.eu/Public/irc/dsis/labour/library>, in Publications - Qualitative Reports (LMP descriptions).

A.2 Key to symbols and abbreviations

:	Not available
:n	Not significant
-	Not applicable or real zero or zero by default
0 or 0.00	Less than half of the unit used
e	Estimated value
s	Eurostat estimate
ui	Unreliable or uncertain data: participant data complete for $\geq 80\%$ but $< 100\%$ of expenditure

BE	Belgium
BG	Bulgaria
CZ	Czech Republic
DK	Denmark
DE	Germany
EE	Estonia
IE	Ireland
EL	Greece
ES	Spain
FR	France
IT	Italy
CY	Cyprus
LV	Latvia
LT	Lithuania
LU	Luxembourg
HU	Hungary
MT	Malta
NL	Netherlands
AT	Austria
PL	Poland
PT	Portugal
RO	Romania
SI	Slovenia
SK	Slovakia
FI	Finland
SE	Sweden
UK	United Kingdom


NO Norway

GDP	Gross domestic product
PPS	Purchasing power standards
LFS	Labour force survey

B EXPENDITURE


B.1 LMP expenditure by type of action and expenditure indicators, 2006

B.1.1 LMP expenditure by category, 2006

<i>Euro (millions)</i>												
	Total LMP services (category 1)	2 Training	3 Job rotation and job sharing	4 Employment incentives	5 Supported employment and rehabilitation	6 Direct job creation	7 Start-up incentives	Total LMP measures (categories 2-7)	8 Out-of-work income maintenance and support	9 Early retirement	Total LMP supports (categories 8-9)	Total LMP expenditure
EU-27	25,073.6 s	24,393.4 s	401.7 s	14,390.8 s	7,233.6 s	8,406.5 s	4,589.2 s	59,415.2 s	129,140.7 s	9,829.5 s	138,970.1 s	223,458.9 s
EU-15	24,382.9 s	23,958.7 s	401.7 s	14,039.9 s	6,737.4 s	8,123.5 s	4,451.5 s	57,712.8 s	127,161.3 s	8,497.5 s	135,658.7 s	217,754.5 s
BE	645.6 e	632.8	-	657.4	389.1 e	1,114.7	9.9	2,804.0 e	4,428.1	1,312.9	5,741.0	9,190.5 e
BG	15.0	11.3 s	-	11.3	2.1	72.2 s	1.2	98.0 s	46.0	-	46.0	159.0 s
CZ	147.4	12.6	-	33.7	60.7	31.7	4.9	143.7	264.3	-	264.3	555.4
DK	:	:	:	:	:	:	:	:	:	:	:	:
DE	6,187.3 e	7,859.8 e	5.6 e	1,343.2 e	188.1 e	2,045.0 e	2,753.7 e	14,195.4 e	47,361.5	1,270.5	48,632.0	69,014.7 e
EE	3.0	5.6	-	0.5	0.1	-	0.4	6.6	10.0	-	10.0	19.6
IE	423.3 e	367.4 e	-	57.8 e	14.9	363.4	-	803.5 e	1,394.6 e	113.0	1,507.6 e	2,734.5 e
EL	:	:	:	:	:	:	:	:	:	:	:	:
ES	931.7	1,424.3	71.4	3,097.3	208.0	601.3	770.7	6,173.0	13,683.5	376.4	14,059.9	21,164.6
FR	4,357.4 e	5,170.2 e	-	2,197.7 e	1,196.4 e	3,467.9	172.5 e	12,204.7 e	24,156.0 e	817.4	24,973.4 e	41,535.6 e
IT	478.1 s	3,187.4	40.8	2,642.3 s	-	129.2	600.5	6,600.2 s	10,157.9	1,580.8	11,738.8	18,817.1 s
CY	5.0 e	1.2	-	5.9	0.7 e	-	1.7 e	9.5 e	96.4	-	96.4	110.9 e
LV	11.5 s	16.5	-	7.9	0.9	2.2	-	27.4	48.4	-	48.4	87.4 s
LT	21.1	16.8	0.0	13.6	0.8	11.2	0.0	42.5	28.5	1.3	29.7	93.3
LU	18.7 e	41.2	-	67.9 e	3.0 e	20.4	0.1	132.7 e	141.8	58.9	200.7	352.1 e
HU	81.7	55.2	-	73.3	-	42.0	2.7	173.2	314.5	6.4	320.9	575.8
MT	4.2	1.8 e	-	1.5 e	-	0.2	0.0	3.4 e	20.7	-	20.7	28.3 e
NL	2,509.4 e	693.6 e	-	685.2	2,606.3	-	-	3,985.1 e	7,826.1	-	7,826.1	14,320.5 e
AT	451.7	1,031.9 e	0.3	141.8	91.9	113.9	13.4	1,393.2 e	2,941.5	651.1	3,592.6	5,437.5 e
PL	255.1 e	274.9	: n	131.8	425.8	43.6	100.2	976.3	707.2	1,227.3	1,934.5	3,165.9 e
PT	198.3	389.3	0.0	204.8	57.2	45.2	3.8	700.3	1,737.0	226.6	1,963.7	2,862.2
RO	40.8 e	17.0	-	52.7	-	33.2	0.8	103.7	270.8	-	270.8	415.3 e
SI	28.9	17.5	-	8.6	-	22.5	5.8	54.4	118.9	-	118.9	202.1
SK	76.9	4.3	-	10.2	5.1	24.3	19.8	63.7	53.8	97.0	150.9	291.5
FI	216.8	624.0	86.6	159.7	159.7 e	142.5	30.9	1,203.2 e	2,148.0	672.7	2,820.8	4,240.8 e
SE	586.7 e	1,032.7	197.0	1,609.0	613.3	-	93.7	3,545.7	3,001.7	-	3,001.7	7,134.1 e
UK	7,032.9 s	374.4 s	-	211.0 s	215.0 s	79.9 e	-	880.3 s	3,575.9	-	3,575.9	11,489.1 s
NO	309.9	692.4	-	59.8	343.1	147.2	5.9	1,248.3	1,334.5	-	1,334.5	2,892.7


Key : Not available; :n Not significant; - Not applicable or real zero or zero by default; 0 or 0.00 Less than half of the unit used; e Estimated value; s Eurostat estimate

B.1.2 Share of LMP expenditure by category, 2006

												<i>% total expenditure</i>	
	Total LMP services (category 1)	2 Training	3 Job rotation and job sharing	4 Employment incentives	5 Supported employment and rehabilitation	6 Direct job creation	7 Start-up incentives	Total LMP measures (categories 2-7)	8 Out-of-work income maintenance and support	9 Early retirement	Total LMP supports (categories 8-9)	Total LMP expenditure	
EU-27	11.2 s	10.9 s	0.2 s	6.4 s	3.2 s	3.8 s	2.1 s	26.6 s	57.8 s	4.4 s	62.2 s	100.0 s	
EU-15	11.2 s	11.0 s	0.2 s	6.4 s	3.1 s	3.7 s	2.0 s	26.5 s	58.4 s	3.9 s	62.3 s	100.0 s	
BE	7.0 e	6.9	-	7.2	4.2 e	12.1	0.1	30.5 e	48.2	14.3	62.5	100.0 e	
BG	9.5	7.1 s	-	7.1	1.3	45.4 s	0.7	61.6 s	28.9	-	28.9	100.0 s	
CZ	26.5	2.3	-	6.1	10.9	5.7	0.9	25.9	47.6	-	47.6	100.0	
DK	:	:	:	:	:	:	:	:	:	:	:	:	
DE	9.0 e	11.4 e	0.0 e	1.9 e	0.3 e	3.0 e	4.0 e	20.6 e	68.6	1.8	70.5	100.0 e	
EE	15.4	28.8	-	2.5	0.3	-	2.1	33.7	50.9	-	50.9	100.0	
IE	15.5 e	13.4 e	-	2.1 e	0.5	13.3	-	29.4 e	51.0 e	4.1	55.1 e	100.0 e	
EL	:	:	:	:	:	:	:	:	:	:	:	:	
ES	4.4	6.7	0.3	14.6	1.0	2.8	3.6	29.2	64.7	1.8	66.4	100.0	
FR	10.5 e	12.4 e	-	5.3 e	2.9 e	8.3	0.4 e	29.4 e	58.2 e	2.0	60.1 e	100.0 e	
IT	2.5 s	16.9	0.2	14.0 s	-	0.7	3.2	35.1 s	54.0	8.4	62.4	100.0 s	
CY	4.5 e	1.0	-	5.3	0.6 e	-	1.6 e	8.5 e	86.9	-	86.9	100.0 e	
LV	13.2 s	18.9	-	9.1	1.0	2.5	-	31.4	55.4	-	55.4	100.0 s	
LT	22.6	18.1	0.0	14.6	0.8	12.1	0.0	45.5	30.5	1.4	31.9	100.0	
LU	5.3 e	11.7	-	19.3 e	0.9 e	5.8	0.0	37.7 e	40.3	16.7	57.0	100.0 e	
HU	14.2	9.6	-	12.7	-	7.3	0.5	30.1	54.6	1.1	55.7	100.0	
MT	15.0	6.2 e	-	5.1 e	-	0.6	0.0	12.0 e	73.0	-	73.0	100.0 e	
NL	17.5 e	4.8 e	-	4.8	18.2	-	-	27.8 e	54.6	-	54.6	100.0 e	
AT	8.3	19.0 e	0.0	2.6	1.7	2.1	0.2	25.6 e	54.1	12.0	66.1	100.0 e	
PL	8.1 e	8.7	: n	4.2	13.4	1.4	3.2	30.8	22.3	38.8	61.1	100.0 e	
PT	6.9	13.6	0.0	7.2	2.0	1.6	0.1	24.5	60.7	7.9	68.6	100.0	
RO	9.8 e	4.1	-	12.7	-	8.0	0.2	25.0	65.2	-	65.2	100.0 e	
SI	14.3	8.7	-	4.3	-	11.1	2.9	26.9	58.8	-	58.8	100.0	
SK	26.4	1.5	-	3.5	1.8	8.3	6.8	21.9	18.5	33.3	51.8	100.0	
FI	5.1	14.7	2.0	3.8	3.8 e	3.4	0.7	28.4 e	50.7	15.9	66.5	100.0 e	
SE	8.2 e	14.5	2.8	22.6	8.6	-	1.3	49.7	42.1	-	42.1	100.0 e	
UK	61.2 s	3.3 s	-	1.8 s	1.9 s	0.7 e	-	7.7 s	31.1	-	31.1	100.0 s	
NO	10.7	23.9	-	2.1	11.9	5.1	0.2	43.2	46.1	-	46.1	100.0	

Key : Not available; :n Not significant; - Not applicable or real zero or zero by default; 0 or 0.00 Less than half of the unit used; e Estimated value; s Eurostat estimate

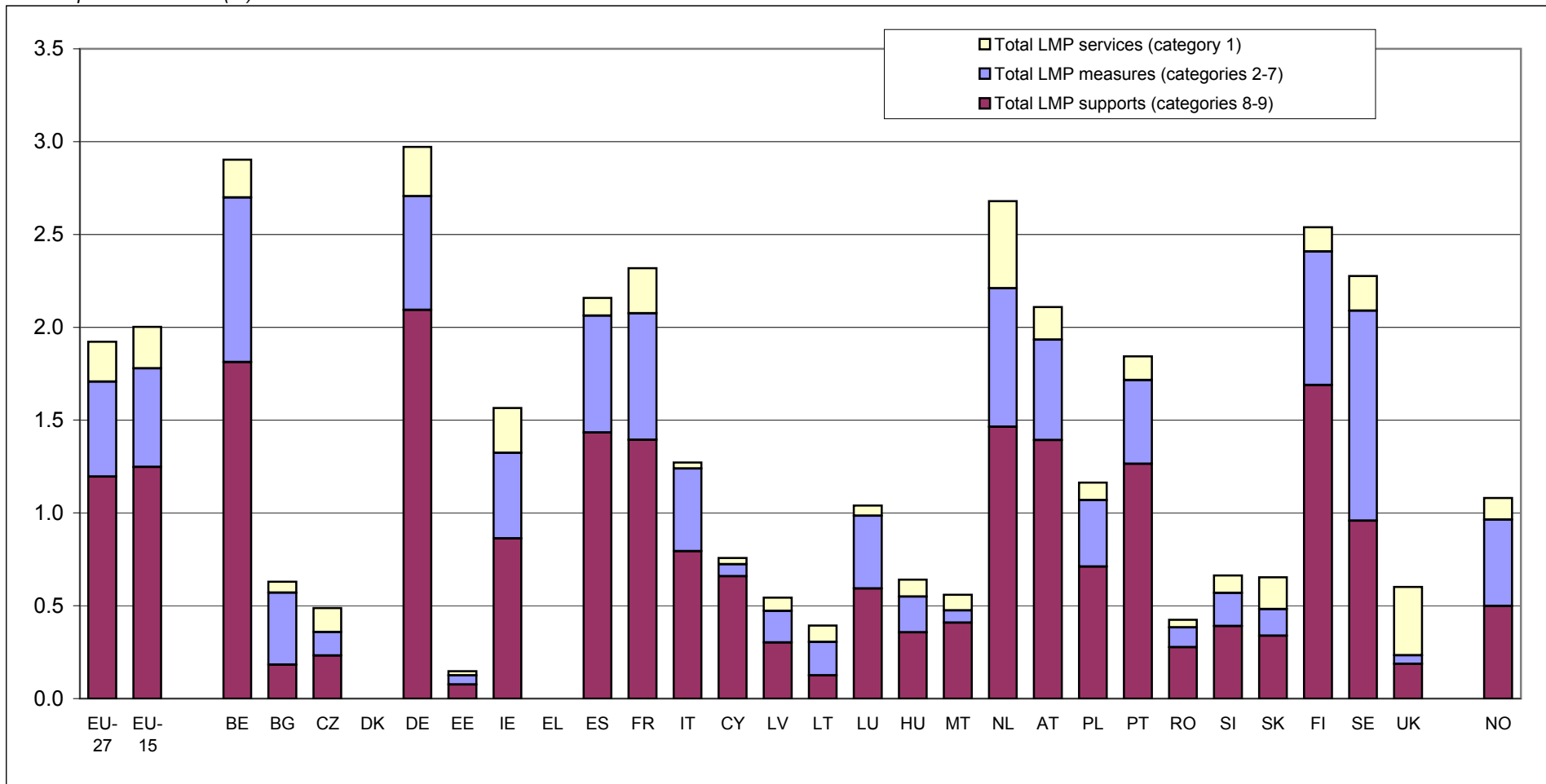
B.1.3 LMP expenditure as a percentage of GDP, 2006

		<i>LMP expenditure / GDP (%)</i>										
	Total LMP services (category 1)	2 Training	3 Job rotation and job sharing	4 Employment incentives	5 Supported employment and rehabilitation	6 Direct job creation	7 Start-up incentives	Total LMP measures (categories 2-7)	8 Out-of-work income maintenance and support	9 Early retirement	Total LMP supports (categories 8-9)	Total LMP expenditure
EU-27	0.216 s	0.210 s	0.003 s	0.124 s	0.062 s	0.072 s	0.039 s	0.511 s	1.111 s	0.085 s	1.196 s	1.923 s
EU-15	0.224 s	0.220 s	0.004 s	0.129 s	0.062 s	0.075 s	0.041 s	0.531 s	1.169 s	0.078 s	1.247 s	2.002 s
BE	0.204 e	0.200	-	0.208	0.123 e	0.352	0.003	0.886 e	1.399	0.415	1.813	2.903 e
BG	0.060	0.045 s	-	0.045	0.008	0.286 s	0.005	0.388 s	0.182	-	0.182	0.630 s
CZ	0.129	0.011	-	0.030	0.053	0.028	0.004	0.126	0.232	-	0.232	0.487
DK	:	:	:	:	:	:	:	:	:	:	:	:
DE	0.266 e	0.338 e	0.000 e	0.058 e	0.008 e	0.088 e	0.119 e	0.611 e	2.040	0.055	2.094	2.972 e
EE	0.023	0.043	-	0.004	0.000	-	0.003	0.050	0.075	-	0.075	0.148
IE	0.242 e	0.210 e	-	0.033 e	0.009	0.208	-	0.460 e	0.798 e	0.065	0.863 e	1.565 e
EL	:	:	:	:	:	:	:	:	:	:	:	:
ES	0.095	0.145	0.007	0.316	0.021	0.061	0.079	0.629	1.395	0.038	1.433	2.158
FR	0.243 e	0.289 e	-	0.123 e	0.067 e	0.194	0.010 e	0.681 e	1.348 e	0.046	1.394 e	2.318 e
IT	0.032 s	0.215	0.003	0.179 s	-	0.009	0.041	0.446 s	0.686	0.107	0.793	1.271 s
CY	0.034 e	0.008	-	0.040	0.005 e	-	0.012 e	0.065 e	0.659	-	0.659	0.758 e
LV	0.072 s	0.103	-	0.049	0.006	0.013	-	0.171	0.301	-	0.301	0.544 s
LT	0.089	0.071	0.000	0.057	0.003	0.047	0.000	0.179	0.120	0.005	0.125	0.393
LU	0.055 e	0.122	-	0.201 e	0.009 e	0.060	0.000	0.392 e	0.419	0.174	0.593	1.040 e
HU	0.091	0.061	-	0.082	-	0.047	0.003	0.193	0.350	0.007	0.357	0.640
MT	0.084	0.035 e	-	0.029 e	-	0.004	0.000	0.067 e	0.408	-	0.408	0.559 e
NL	0.470 e	0.130 e	-	0.128	0.488	-	-	0.746 e	1.465	-	1.465	2.680 e
AT	0.175	0.400 e	0.000	0.055	0.036	0.044	0.005	0.540 e	1.141	0.252	1.393	2.108 e
PL	0.094 e	0.101	: n	0.048	0.156	0.016	0.037	0.359	0.260	0.451	0.711	1.163 e
PT	0.128	0.251	0.000	0.132	0.037	0.029	0.002	0.451	1.119	0.146	1.265	1.843
RO	0.042 e	0.017	-	0.054	-	0.034	0.001	0.106	0.277	-	0.277	0.425 e
SI	0.095	0.058	-	0.028	-	0.074	0.019	0.179	0.390	-	0.390	0.664
SK	0.173	0.010	-	0.023	0.012	0.054	0.044	0.143	0.121	0.218	0.339	0.654
FI	0.130	0.374	0.052	0.096	0.096 e	0.085	0.018	0.720 e	1.286	0.403	1.689	2.539 e
SE	0.187 e	0.330	0.063	0.514	0.196	-	0.030	1.132	0.958	-	0.958	2.277 e
UK	0.368 s	0.020 s	-	0.011 s	0.011 s	0.004 e	-	0.046 s	0.187	-	0.187	0.601 s
NO	0.116	0.258	-	0.022	0.128	0.055	0.002	0.466	0.498	-	0.498	1.080

Key : Not available; :n Not significant; - Not applicable or real zero or zero by default; 0 or 0.00 Less than half of the unit used; e Estimated value; s Eurostat estimate


B.1.3 LMP expenditure as a percentage of GDP, 2006 (continued)

LMP expenditure / GDP (%)



B.1.4 LMP expenditure per person wanting to work (in PPS), 2006

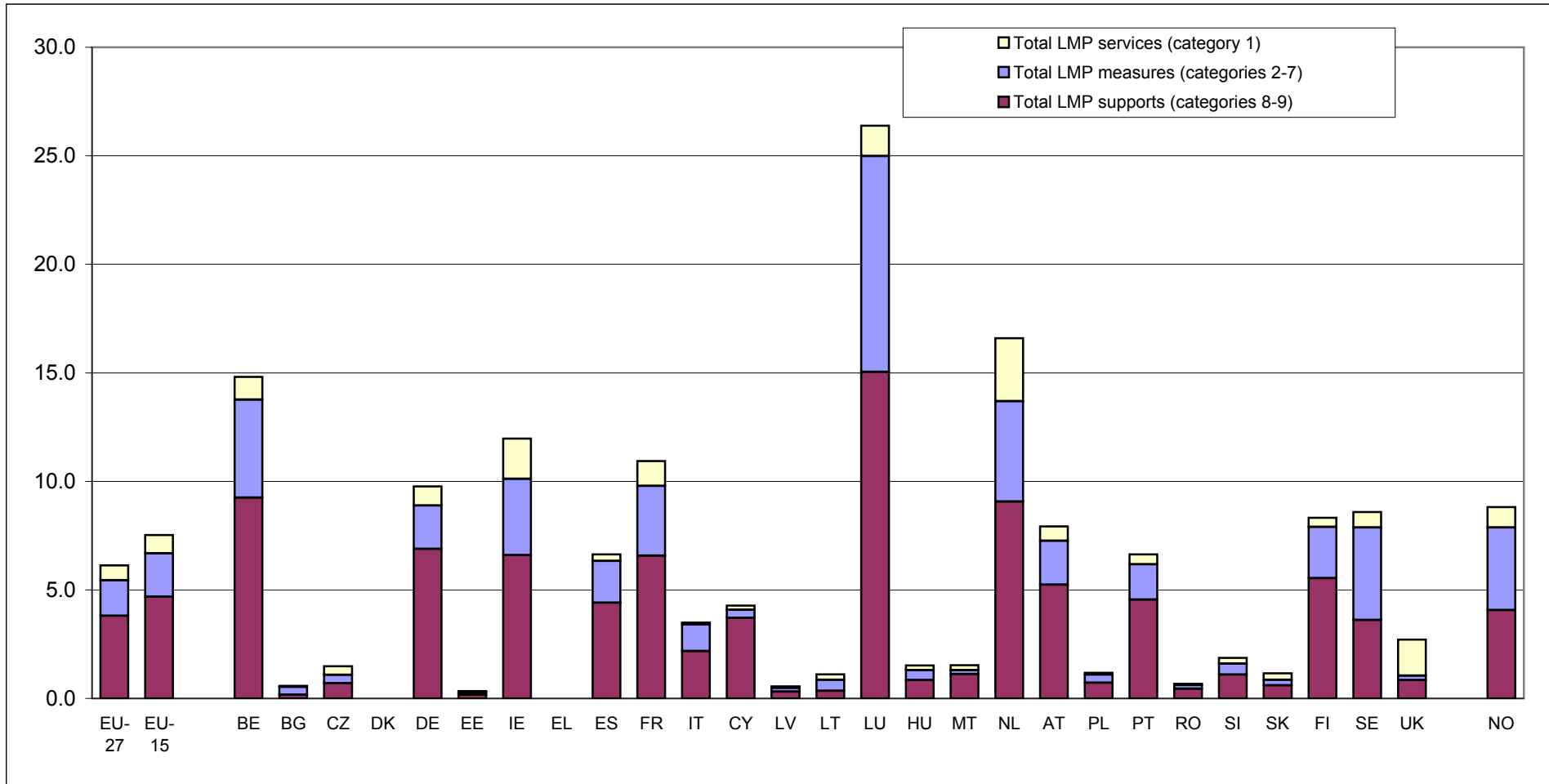
PPS

	Total LMP services (category 1)	2 Training	3 Job rotation and job sharing	4 Employment incentives	5 Supported employment and rehabilitation	6 Direct job creation	7 Start-up incentives	Total LMP measures (categories 2-7)	8 Out-of-work income maintenance and support	9 Early retirement	Total LMP supports (categories 8-9)	Total LMP expenditure
EU-27	687.4 s	668.8 s	11.0 s	394.5 s	198.3 s	230.5 s	125.8 s	1,628.9 s	3,540.5 s	269.5 s	3,809.9 s	6,126.2 s
EU-15	842.2 s	827.6 s	13.9 s	485.0 s	232.7 s	280.6 s	153.8 s	1,993.5 s	4,392.3 s	293.5 s	4,685.9 s	7,521.6 s
BE	1,040.3 e	1,019.7	-	1,059.2	627.1 e	1,796.3	15.9	4,518.2 e	7,135.3	2,115.5	9,250.8	14,809.3 e
BG	55.2	41.3 s	-	41.5	7.6	264.8 s	4.4	359.7 s	168.7	-	168.7	583.5 s
CZ	391.7	33.5	-	89.6	161.4	84.3	13.0	381.9	702.5	-	702.5	1,476.1
DK	:	:	:	:	:	:	:	:	:	:	:	:
DE	875.9 e	1,112.6 e	0.8 e	190.1 e	26.6 e	289.5 e	389.8 e	2,009.5 e	6,704.5	179.9	6,884.4	9,769.7 e
EE	51.7	96.3	-	8.3	0.9	-	7.1	112.7	170.2	-	170.2	334.5
IE	1,852.9 e	1,608.3 e	-	252.8 e	65.3	1,590.5	-	3,517.0 e	6,104.2 e	494.8	6,598.9 e	11,968.8 e
EL	:	:	:	:	:	:	:	:	:	:	:	:
ES	291.9	446.2	22.4	970.3	65.1	188.4	241.4	1,933.8	4,286.7	117.9	4,404.6	6,630.4
FR	1,147.0 e	1,360.9 e	-	578.5 e	314.9 e	912.8	45.4 e	3,212.6 e	6,358.4 e	215.2	6,573.5 e	10,933.1 e
IT	88.9 s	592.4	7.6	491.1 s	-	24.0	111.6	1,226.7 s	1,887.9	293.8	2,181.7	3,497.3 s
CY	193.6 e	44.5	-	225.6	27.7 e	-	66.9 e	364.7 e	3,713.1	-	3,713.1	4,271.5 e
LV	73.5 s	104.8	-	50.3	5.8	13.7	-	174.6	307.8	-	307.8	555.9 s
LT	251.1	200.8	0.1	161.9	9.1	134.0	0.3	506.3	339.6	15.2	354.7	1,112.1
LU	1,401.6 e	3,090.4	-	5,089.1 e	224.8 e	1,530.0	11.1	9,945.4 e	10,626.4	4,416.6	15,043.1	26,390.1 e
HU	215.9	145.9	-	193.7	-	111.0	7.1	457.7	831.2	16.9	848.1	1,521.8
MT	228.7	94.6 e	-	78.5 e	-	9.8	0.7	183.5 e	1,115.4	-	1,115.4	1,527.6 e
NL	2,908.6 e	803.9 e	-	794.2	3,020.8	-	-	4,619.0 e	9,070.9	-	9,070.9	16,598.5 e
AT	658.2	1,503.8 e	0.4	206.6	133.9	166.0	19.5	2,030.2 e	4,286.4	948.8	5,235.2	7,923.6 e
PL	95.5 e	102.9	: n	49.4	159.4	16.3	37.5	365.6	264.8	459.6	724.4	1,185.5 e
PT	460.0	903.3	0.0	475.1	132.7	104.8	8.7	1,624.7	4,030.2	525.9	4,556.0	6,640.8
RO	66.4 e	27.7	-	85.7	-	54.0	1.3	168.7	440.6	-	440.6	675.6 e
SI	267.3	162.3	-	79.7	-	208.0	53.4	503.4	1,100.6	-	1,100.6	1,871.3
SK	305.1	17.1	-	40.3	20.4	96.3	78.6	252.7	213.6	384.9	598.5	1,156.2
FI	425.7	1,225.1	170.0	313.5	313.5 e	279.7	60.7	2,362.4 e	4,217.5	1,320.8	5,538.3	8,326.4 e
SE	705.9 e	1,242.5	237.0	1,935.9	738.0	-	112.7	4,266.1	3,611.6	-	3,611.6	8,583.7 e
UK	1,661.4 s	88.5 s	-	49.8 s	50.8 s	18.9 e	-	208.0 s	844.7	-	844.7	2,714.1 s
NO	944.4	2,109.9	-	182.3	1,045.6	448.4	18.0	3,804.3	4,066.8	-	4,066.8	8,815.4

Key : Not available; :n Not significant; - Not applicable or real zero or zero by default; 0 or 0.00 Less than half of the unit used; e Estimated value; s Eurostat estimate


B.1.4 LMP expenditure per person wanting to work (in PPS), 2006 (continued)

PPS (1000s)




B.2 LMP expenditure by type, 2006

B.2.1 LMP expenditure by type (LMP measures, categories 2-7), 2006

<i>Euro (millions)</i>															
	15.1	15.2	15.2.1	15.2.2	15.2.3	15.2.4	15.2.5	15.3	15.3.1	15.3.2	15.3.3	15.3.4	15.3.5	15.4	15.5
	Total	Transfers to individ'ls	Periodic cash payments	Lump-sum payments	Reimburse-ments	Reduced social contribs.	Reduced taxes	Transfers to employers	Periodic cash payments	Lump-sum payments	Reimburse-ments	Reduced social contribs.	Reduced taxes	Transfers to service providers	Not specified
EU-27	59,415.2 s	15,986.7 s	13,618.3 s	1,975.6 s	215.8 s	177.0 s	- s	26,230.9 s	12,737.3 s	1,854.6 s	365.9 s	10,021.2 s	1,251.9 s	15,663.7 s	1,533.8
EU-15	57,712.8 s	15,526.3 s	13,313.7 s	1,821.6 s	214.0 s	177.0 s	- s	25,116.7 s	12,008.2 s	1,755.3 s	197.1 s	9,904.2 s	1,251.9 s	15,540.7 s	1,529.1
BE	2,804.0 e	751.5	738.1	12.9	0.0	0.5	-	1,692.3 e	1,319.1 e	0.2	77.0	296.0	-	360.1	-
BG	98.0 s	2.5	1.6	0.5	0.4	-	-	87.5 s	87.5 s	-	-	-	-	5.3 s	2.7
CZ	143.7	5.2	0.3	4.9	-	-	-	126.5	65.5	61.1	-	-	-	12.0	-
DK	:	:	:	:	:	:	:	:	:	:	:	:	:	:	:
DE	14,195.4 e	4,783.7 e	4,608.2 e	120.2 e	55.2 e	: n	-	1,815.3 e	1,801.3 e	-	14.0	-	-	6,373.5 e	1,222.9
EE	6.6	1.0	0.6	0.4	-	-	-	0.9	0.9	-	0.0	-	-	4.7	-
IE	803.5 e	590.1 e	507.8 e	67.1	15.2	-	-	7.2	-	7.2	-	: n	-	154.5	51.7
EL	:	:	:	:	:	:	:	:	:	:	:	:	:	:	:
ES	6,173.0	604.9 e	37.8	567.1 e	- e	- e	: n	4,218.8	219.8	880.3	44.8	3,073.9	-	1,349.2	-
FR	12,204.7 e	2,587.5 e	2,344.7 e	225.9	0.7	16.2	- e	7,960.4 e	5,079.6 e	742.5 e	-	1,865.8 e	272.5 e	1,656.8	-
IT	6,600.2 s	1,432.8	804.9	593.2	30.3	4.3	-	4,704.8 s	-	64.9	-	4,396.0 s	243.8	462.7	-
CY	9.5 e	8.2 e	6.4	1.8 e	-	-	-	0.3	0.2	0.1	-	-	-	1.0 e	-
LV	27.4	0.6 e	0.6 e	-	-	-	-	11.0 s	10.9 s	0.1 s	-	-	-	15.8 s	-
LT	42.5	7.0	6.1	0.0	0.9	-	-	25.1	16.2	1.4	4.0	3.5	-	10.4	-
LU	132.7 e	79.5 e	79.3 e	0.1	-	-	-	48.7 e	26.3 e	-	5.5	14.4 e	2.5 e	4.5	-
HU	173.2	43.7	20.9	22.4	0.5	-	-	129.5	100.6	28.9	-	-	-	-	-
MT	3.4 e	0.3 e	0.3 e	0.0 e	-	-	-	0.5 e	0.4 e	0.1	-	-	-	0.8	1.8
NL	3,985.1 e	285.5	285.5	-	-	-	-	267.9 e	31.9 e	-	-	118.0 e	118.0 e	3,431.6 e	-
AT	1,393.2 e	608.5	450.2	: n	2.3	155.9	-	364.7	303.8	: n	35.8	25.0	: n	327.5 e	92.5
PL	976.3	343.4	243.0	100.2	0.1	-	-	591.6	349.2	2.8	138.2	101.5	: n	41.3	-
PT	700.3	323.9	203.6	120.3	-	-	-	252.0	74.8	58.8	3.3	115.1	-	124.3	-
RO	103.7	15.4	13.4	2.0	-	-	-	66.2	54.1	0.0	-	12.1	-	21.8	0.2
SI	54.4	8.0	8.0	-	-	-	-	38.3	38.3	-	-	-	-	8.1	-
SK	63.7	25.0	3.4	21.5	-	-	-	36.8	5.3	4.9	26.6	-	-	1.9	-
FI	1,203.2 e	627.3 e	555.4 e	-	71.9	-	-	336.9 e	336.9 e	-	-	-	-	239.0 e	-
SE	3,545.7	1,291.4	1,269.7	2.9	18.8	-	-	1,870.6	1,238.9	-	16.5	-	615.2	383.7	-
UK	880.3 s	254.2 e	172.7 e	62.0	19.5 e	-	-	25.5 e	24.2 e	1.4	-	-	-	469.7 s	130.9
NO	1,248.3	857.2	765.1	92.0	-	-	-	148.6	139.6	9.0	-	-	-	239.8	2.8

Key : Not available; : n Not significant; - Not applicable or real zero or zero by default; 0 or 0.00 Less than half of the unit used; e Estimated value; s Eurostat estimate

B.2.2 LMP expenditure by type (LMP supports, categories 8-9), 2006

															<i>Euro (millions)</i>	
	15.1	15.2	15.2.1	15.2.2	15.2.3	15.2.4	15.2.5	15.3	15.3.1	15.3.2	15.3.3	15.3.4	15.3.5	15.4	15.5	
	Total	Transfers to individ'ls	Periodic cash payments	Lump-sum payments	Reimburse-ments	Reduced social contribs.	Reduced taxes	Transfers to employers	Periodic cash payments	Lump-sum payments	Reimburse-ments	Reduced social contribs.	Reduced taxes	Transfers to service providers	Not specified	
EU-27	138,970.1 s	136,652.4 s	128,017.3 s	3,237.5 s	243.1 s	5,154.5 s	-	2,317.7 s	1,637.3 s	153.9 s	522.9 s	3.6 s	-	- s	-	
EU-15	135,658.7 s	133,341.0 s	124,780.3 s	3,180.0 s	243.1 s	5,137.6 s	-	2,317.7 s	1,637.3 s	153.9 s	522.9 s	3.6 s	-	-	-	
BE	5,741.0	5,741.0	5,620.7	120.2	-	-	-	: n	-	-	: n	-	-	-	-	
BG	46.0	46.0	46.0	0.0	-	-	-	-	-	-	-	-	-	-	-	
CZ	264.3	264.3	257.8	6.5	-	-	-	-	-	-	-	-	-	-	-	
DK	:	:	:	:	:	:	:	:	:	:	:	:	:	:	:	
DE	48,632.0	46,984.8	46,149.0	835.8	-	-	-	1,647.2	1,620.1	-	27.1	-	-	-	-	
EE	10.0	10.0	7.2	1.9	-	0.9	-	-	-	-	-	-	-	-	-	
IE	1,507.6 e	1,355.5 e	1,336.8 e	18.6	-	-	-	152.2	-	152.2	-	-	-	-	-	
EL	:	:	:	:	:	:	:	:	:	:	:	:	:	:	:	
ES	14,059.9	14,058.2	13,575.1	268.1	-	215.0	-	1.8	-	1.8	-	-	-	-	-	
FR	24,973.4 e	24,956.3 e	24,956.3 e	-	-	-	-	17.2	17.2	-	-	-	-	-	-	
IT	11,738.8	11,735.1	5,992.7	1,722.2	-	4,020.2	-	3.6	-	-	-	3.6	-	-	-	
CY	96.4	96.4	58.2	38.2	-	-	-	-	-	-	-	-	-	-	-	
LV	48.4	48.4	46.4	1.9	-	-	-	-	-	-	-	-	-	-	-	
LT	29.7	29.7	22.9	6.8	-	-	-	-	-	-	-	-	-	-	-	
LU	200.7	186.1	179.3	6.8	-	-	-	14.6	-	-	14.6	-	-	-	-	
HU	320.9	320.9	320.9	-	-	-	-	-	-	-	-	-	-	-	-	
MT	20.7	20.7	20.7	-	-	-	-	-	-	-	-	-	-	-	-	
NL	7,826.1	7,826.1	7,826.1	-	-	-	-	-	-	-	-	-	-	-	-	
AT	3,592.6	3,111.4	1,965.9	-	243.1	902.4	-	481.2	-	-	481.2	-	-	-	-	
PL	1,934.5	1,934.5	1,934.5	: n	-	-	-	-	-	-	-	-	-	-	-	
PT	1,963.7	1,963.7	1,923.5	40.1	-	-	-	-	-	-	-	-	-	-	-	
RO	270.8	270.8	270.8	0.0	-	-	-	-	-	-	-	-	-	-	-	
SI	118.9	118.9	102.9	-	-	15.9	-	-	-	-	-	-	-	-	-	
SK	150.9	150.9	148.8	2.1	0.0	-	-	-	-	-	-	-	-	-	-	
FI	2,820.8	2,820.8	2,807.2	13.6	-	-	-	-	-	-	-	-	-	-	-	
SE	3,001.7	3,001.7	3,001.7	-	-	-	-	-	-	-	-	-	-	-	-	
UK	3,575.9	3,575.9	3,575.9	-	-	-	-	-	-	-	-	-	-	-	-	
NO	1,334.5	1,334.5	1,334.5	-	-	-	-	-	-	-	-	-	-	-	-	

Key : Not available; :n Not significant; - Not applicable or real zero or zero by default; 0 or 0.00 Less than half of the unit used; e Estimated value; s Eurostat estimate

B.2.3 Share of LMP expenditure by type (LMP measures, categories 2-7), 2006

eurostat	% total expenditure (categories 2-7)														
	15.1 Total	15.2 Transfers to individ'ls	15.2.1 Periodic cash payments	15.2.2 Lump-sum payments	15.2.3 Reimburse- ments	15.2.4 Reduced social contribs.	15.2.5 Reduced taxes	15.3 Transfers to employers	15.3.1 Periodic cash payments	15.3.2 Lump-sum payments	15.3.3 Reimburse- ments	15.3.4 Reduced social contribs.	15.3.5 Reduced taxes	15.4 Transfers to service providers	15.5 Not specified
EU-27	100.0 s	26.9 s	22.9 s	3.3 s	0.4 s	0.3 s	- s	44.1 s	21.4 s	3.1 s	0.6 s	16.9 s	2.1 s	26.4 s	2.6
EU-15	100.0 s	26.9 s	23.1 s	3.2 s	0.4 s	0.3 s	- s	43.5 s	20.8 s	3.0 s	0.3 s	17.2 s	2.2 s	26.9 s	2.6
BE	100.0 e	26.8	26.3	0.5	0.0	0.0	-	60.4 e	47.0 e	0.0	2.7	10.6	-	12.8	-
BG	100.0 s	2.6	1.6	0.5	0.4	-	-	89.3 s	89.3 s	-	-	-	-	5.4 s	2.7
CZ	100.0	3.6	0.2	3.4	-	-	-	88.1	45.6	42.5	-	-	-	8.3	-
DK	:	:	:	:	:	:	:	:	:	:	:	:	:	:	:
DE	100.0 e	33.7 e	32.5 e	0.8 e	0.4 e	:	-	12.8 e	12.7 e	-	0.1	-	-	44.9 e	8.6
EE	100.0	15.8	9.5	6.3	-	-	-	13.1	13.1	-	0.0	-	-	71.1	-
IE	100.0 e	73.4 e	63.2 e	8.4	1.9	-	-	0.9	-	0.9	-	:	-	19.2	6.4
EL	:	:	:	:	:	:	:	:	:	:	:	:	:	:	:
ES	100.0	9.8 e	0.6	9.2 e	- e	- e	:	68.3	3.6	14.3	0.7	49.8	-	21.9	-
FR	100.0 e	21.2 e	19.2 e	1.9	0.0	0.1	- e	65.2 e	41.6 e	6.1 e	-	15.3 e	2.2 e	13.6	-
IT	100.0 s	21.7	12.2	9.0	0.5	0.1	-	71.3 s	-	1.0	-	66.6 s	3.7	7.0	-
CY	100.0 e	86.5 e	67.5	19.0 e	-	-	-	2.8	1.9	0.9	-	-	-	10.7 e	-
LV	100.0	2.3 e	2.3 e	-	-	-	-	39.9 s	39.6 s	0.4 s	-	-	-	57.8 s	-
LT	100.0	16.5	14.3	0.1	2.1	-	-	59.1	38.3	3.2	9.4	8.2	-	24.4	-
LU	100.0 e	59.9 e	59.8 e	0.1	-	-	-	36.7 e	19.9 e	-	4.2	10.8 e	1.9 e	3.4	-
HU	100.0	25.2	12.0	12.9	0.3	-	-	74.8	58.1	16.7	-	-	-	-	-
MT	100.0 e	9.0 e	8.6 e	0.4 e	-	-	-	16.0 e	13.0 e	2.9	-	-	-	22.3	52.7
NL	100.0 e	7.2	7.2	-	-	-	-	6.7 e	0.8 e	-	-	3.0 e	3.0 e	86.1 e	-
AT	100.0 e	43.7	32.3	:	0.2	11.2	-	26.2	21.8	:	2.6	1.8	:	23.5 e	6.6
PL	100.0	35.2	24.9	10.3	0.0	-	-	60.6	35.8	0.3	14.2	10.4	:	4.2	-
PT	100.0	46.3	29.1	17.2	-	-	-	36.0	10.7	8.4	0.5	16.4	-	17.8	-
RO	100.0	14.9	12.9	2.0	-	-	-	63.9	52.2	0.0	-	11.7	-	21.0	0.2
SI	100.0	14.8	14.8	-	-	-	-	70.4	70.4	-	-	-	-	14.8	-
SK	100.0	39.2	5.4	33.8	-	-	-	57.8	8.3	7.7	41.8	-	-	3.0	-
FI	100.0 e	52.1 e	46.2 e	-	6.0	-	-	28.0 e	28.0 e	-	-	-	-	19.9 e	-
SE	100.0	36.4	35.8	0.1	0.5	-	-	52.8	34.9	-	0.5	-	17.3	10.8	-
UK	100.0 s	28.9 e	19.6 e	7.0	2.2 e	-	-	2.9 e	2.7 e	0.2	-	-	-	53.4 s	14.9
NO	100.0	68.7	61.3	7.4	-	-	-	11.9	11.2	0.7	-	-	-	19.2	0.2

Key : Not available; :n Not significant; - Not applicable or real zero or zero by default; 0 or 0.00 Less than half of the unit used; e Estimated value; s Eurostat estimate

B.2.4 Share of LMP expenditure by type (LMP supports, categories 8-9), 2006

eurostat	% total expenditure (categories 8-9)														
	15.1 Total	15.2 Transfers to individ'ls	15.2.1 Periodic cash payments	15.2.2 Lump-sum payments	15.2.3 Reimburse- ments	15.2.4 Reduced social contribs.	15.2.5 Reduced taxes	15.3 Transfers to employers	15.3.1 Periodic cash payments	15.3.2 Lump-sum payments	15.3.3 Reimburse- ments	15.3.4 Reduced social contribs.	15.3.5 Reduced taxes	15.4 Transfers to service providers	15.5 Not specified
EU-27	100.0 s	98.3 s	92.1 s	2.3 s	0.2 s	3.7 s	-	1.7 s	1.2 s	0.1 s	0.4 s	0.0 s	-	- s	-
EU-15	100.0 s	98.3 s	92.0 s	2.3 s	0.2 s	3.8 s	-	1.7 s	1.2 s	0.1 s	0.4 s	0.0 s	-	-	-
BE	100.0	100.0	97.9	2.1	-	-	-	: n	-	-	: n	-	-	-	-
BG	100.0	100.0	100.0	0.0	-	-	-	-	-	-	-	-	-	-	-
CZ	100.0	100.0	97.5	2.5	-	-	-	-	-	-	-	-	-	-	-
DK	:	:	:	:	:	:	:	:	:	:	:	:	:	:	:
DE	100.0	96.6	94.9	1.7	-	-	-	3.4	3.3	-	0.1	-	-	-	-
EE	100.0	100.0	71.7	19.2	-	9.0	-	-	-	-	-	-	-	-	-
IE	100.0 e	89.9 e	88.7 e	1.2	-	-	-	10.1	-	10.1	-	-	-	-	-
EL	:	:	:	:	:	:	:	:	:	:	:	:	:	:	:
ES	100.0	100.0	96.6	1.9	-	1.5	-	0.0	-	0.0	-	-	-	-	-
FR	100.0 e	99.9 e	99.9 e	-	-	-	-	0.1	0.1	-	-	-	-	-	-
IT	100.0	100.0	51.1	14.7	-	34.2	-	0.0	-	-	-	0.0	-	-	-
CY	100.0	100.0	60.4	39.6	-	-	-	-	-	-	-	-	-	-	-
LV	100.0	100.0	96.0	4.0	-	-	-	-	-	-	-	-	-	-	-
LT	100.0	100.0	77.0	23.0	-	-	-	-	-	-	-	-	-	-	-
LU	100.0	92.7	89.3	3.4	-	-	-	7.3	-	-	7.3	-	-	-	-
HU	100.0	100.0	100.0	-	-	-	-	-	-	-	-	-	-	-	-
MT	100.0	100.0	100.0	-	-	-	-	-	-	-	-	-	-	-	-
NL	100.0	100.0	100.0	-	-	-	-	-	-	-	-	-	-	-	-
AT	100.0	86.6	54.7	-	6.8	25.1	-	13.4	-	-	13.4	-	-	-	-
PL	100.0	100.0	100.0	: n	-	-	-	-	-	-	-	-	-	-	-
PT	100.0	100.0	98.0	2.0	-	-	-	-	-	-	-	-	-	-	-
RO	100.0	100.0	100.0	0.0	-	-	-	-	-	-	-	-	-	-	-
SI	100.0	100.0	86.6	-	-	13.4	-	-	-	-	-	-	-	-	-
SK	100.0	100.0	98.6	1.4	0.0	-	-	-	-	-	-	-	-	-	-
FI	100.0	100.0	99.5	0.5	-	-	-	-	-	-	-	-	-	-	-
SE	100.0	100.0	100.0	-	-	-	-	-	-	-	-	-	-	-	-
UK	100.0	100.0	100.0	-	-	-	-	-	-	-	-	-	-	-	-
NO	100.0	100.0	100.0	-	-	-	-	-	-	-	-	-	-	-	-

Key : Not available; :n Not significant; - Not applicable or real zero or zero by default; 0 or 0.00 Less than half of the unit used; e Estimated value; s Eurostat estimate

B.3.1 LMP expenditure by intervention and by type of action, 2006: Belgium

Euro (millions)

eurostat		Category, intervention number and name	15.1 Total	15.2 Transfers to individuals	15.3 Transfers to employers	15.4 Transfers to service providers	15.5 Not specified	Notes
1		Labour market services	645.6 e	0.0	-	645.6 e	-	
	1	[Component] Public employment services (Fed, RF, RW, RBC, CG) - Regional PES (RW)	58.9 e	-	-	58.9 e	-	
	1	[Component] Public employment services (Fed, RF, RW, RBC, CG) - National PES	364.5	-	-	364.5	-	
	1	[Component] Public employment services (Fed, RF, RW, RBC, CG) - Regional PES (RBC)	35.0	-	-	35.0	-	
	1	[Component] Public employment services (Fed, RF, RW, RBC, CG) - Regional PES (RF)	51.4	-	-	51.4	-	
	1	[Component] Public employment services (Fed, RF, RW, RBC, CG) - Regional PES (CG)	: n	-	-	: n	-	
1.1	12	Integrated program for social and vocational integration (RW)	5.3	-	-	5.3	-	1
	25	Active jobsearch workshop (RBC)	1.4	-	-	1.4	-	
	30	Regional employment missions (RW)	3.9	-	-	3.9	-	1
	50	Partnership for childcare for jobseekers (RBC)	1.6	-	-	1.6	-	1
	54	Pathway to work (RF)	72.6	-	-	72.6	-	1
	58	Crèches facilities (RW)	0.1	0.0	-	0.1	-	1
	60	Restructuring support programme (retraining units) (RW)	1.8	-	-	1.8	-	1
	65	Re-employment fund (RF)	3.9	-	-	3.9	-	
	68	Vocational integration (RBC)	5.7	-	-	5.7	-	1
	77	Vocational guidance (RW)	35.9	-	-	35.9	-	
	78	Vocational project contract (RBC)	-	-	-	-	-	2
	101	Employment house and employment bus (RW)	3.7	-	-	3.7	-	
2		Training	632.8	291.3	4.9	336.7	-	
2.1	3	Encouraging the unemployed to resume studying (Fed)	146.3	146.3	-	-	-	
	40	Vocational training (RF)	161.2	-	-	161.2	-	
	41	Vocational training (RW)	144.4	-	-	144.4	-	
	42	Vocational training (RBC)	30.6	-	-	30.6	-	
	43	Vocational training allowances (Fed)	137.7	137.7	-	-	-	
	44	Vocational training (CG)	: n	-	-	: n	-	
	64	Training cheques for vocational integration (RBC)	1.1	1.1	-	-	-	
	75	Driving licences grants (RW)	0.4	-	-	0.4	-	
	76	Language immersion grants (RW)	2.1	2.1	-	-	-	
2.2	13	Training and integration contract (RW)	4.1	4.1	-	-	-	
2.4	8	Alternance training (Fed)	0.0	-	0.0	-	-	3
	10	Alternance training (RW)	4.9	-	4.9	-	-	
3		Job rotation and job sharing	-	-	-	-	-	

B.3.1 LMP expenditure by intervention and by type of action, 2006: Belgium

Euro (millions)

eurostat Category, intervention number and name		15.1 Total	15.2 Transfers to individuals	15.3 Transfers to employers	15.4 Transfers to service providers	15.5 Not specified	Notes
4	Employment incentives	657.4	373.4	284.0	-	-	
	39 Part-time workers receiving income guarantee allowance (Fed)	200.6	200.6	-	-	-	
4.1	22 Plan +1, +2, +3 (Fed)	3.9	-	3.9	-	-	3
	26 Relocation allowances for the unemployed (RBC)	0.0	0.0	-	-	-	
	28 Transition-to-work subsidy (RBC)	0.2	-	0.2	-	-	
	56 Wage-subsidies for integration enterprises (RBC)	-	-	-	-	-	4
	61 Activa (Fed)	307.3	166.2	141.1	-	-	
	70 Recruitment of unemployed persons in the context of economic expansion (RBC)	1.9	-	1.9	-	-	
	73 Insertion enterprises (RF)	9.9	-	9.9	:	-	
	88 Activa Start - activation of unemployment benefits for first jobs (Fed)	1.5	1.5	-	-	-	
	90 Back-to-work bonus for people aged 50+ (Fed)	4.6	4.6	-	-	-	
	92 Insertion through temporary work (Fed)	0.1	-	0.1	-	-	
	93 CPAS contract - art.60 of CPAS Law (Fed)	115.0	-	115.0	-	-	
	94 Tutorial grant - art.61 of CPAS Law (Fed)	0.8	-	0.8	-	-	
	95 Recruitment of workers dismissed after restructuring - reduced social contributions (Fed)	1.1	0.5	0.6	-	-	
	104 Insertion enterprises (RW)	8.1	-	8.1	-	-	
	118 Back-to-work bonus 50+ (RF)	1.4	-	1.4	-	-	
4.2	96 Reimbursement of the ouplacement costs in case of restructuring (Fed)	1.0	-	1.0	-	-	
5	Supported employment and rehabilitation	389.1 e	6.2	359.8 e	23.2	-	
	82 Work and rehabilitation for disabled persons (RBC)	20.6 e	-	20.6 e	-	-	5
5.1	66 Social workshops (RF)	31.4	-	31.4	-	-	
	84 Sheltered work place (RF)	179.2	-	179.2	-	-	
	86 CAO 26 and Flemish insertion scheme (RF)	39.9	-	39.9	-	-	
	100 Sheltered work (Fed)	3.8	3.8	-	-	-	
	105 Provisions to keep workers within enterprises of adapted work (RW)	0.4	-	0.4	-	-	
	107 Premium for independent workers (RW)	0.1	0.1	-	-	-	
	108 Compensation premium (RW)	11.3	-	11.3	-	-	
	109 Premiums for tutoring disabled workers (RW)	0.2	-	0.2	-	-	
	110 Integration premiums when hiring disabled people (RW)	0.9	-	0.9	-	-	
	111 Interventions in the travel costs of disabled workers (RW)	0.7	0.7	-	-	-	
	112 Adaptation of the work station (RW)	0.2	-	0.2	-	-	
	115 Enterprises of adapted work (RW)	75.5	-	75.5	-	-	
	119 Interventions in the travel costs of disabled workers (RF)	0.3	0.3	-	-	-	
	120 Adaptation of the work station or work tools (RF)	0.9	0.9	-	-	-	
5.2	85 Pathway to work and training in CBO (RF)	10.3	-	-	10.3	-	
	106 Vocational training contracts (RW)	0.4	0.4	-	-	-	
	113 Reception and training units in enterprises of adapted work (RW)	0.3	-	0.3	-	-	
	114 Vocational training centres for disabled people (RW)	12.9	-	-	12.9	-	
	116 Discovery internship for people with disabilities (RW)	0.0	-	0.0	-	-	

B.3.1 LMP expenditure by intervention and by type of action, 2006: Belgium

Euro (millions)

eurostat Category, intervention number and name		15.1 Total	15.2 Transfers to individuals	15.3 Transfers to employers	15.4 Transfers to service providers	15.5 Not specified	Notes
6	Direct job creation	1,114.7	71.0	1,043.6	0.1	-	
14	[Component] Third working circuit (RW, RF, RBC) - RF	19.4	19.4	-	-	-	3
14	[Component] Third working circuit (RW, RF, RBC) - RBC	0.2	0.2	-	-	-	3
14	[Component] Third working circuit (RW, RF, RBC) - RW	2.6	2.6	-	-	-	3
18	Subsidised contractors (Fed, RF, RW, RBC, CG)	429.3	-	429.3	-	-	
19	Promoting employment in the non-market sector - FBI (Fed)	28.2	-	28.2	-	-	
21	Local employment agencies (Fed)	10.7	10.7	-	-	-	6
27	Transition-to-work scheme (WEP+) (RF)	30.4	-	30.4	-	-	
52	First job agreement in projects of public interest (RBC)	1.6	-	1.6	-	-	
63	Support for the promotion of employment (APE) - Market and non-market sectors (RW)	491.5	-	491.5	-	-	
71	Transition-to-work scheme (RBC)	5.6	-	5.6	-	-	
72	Transition-to-work scheme (RW)	17.4	0.4	16.9	0.1	-	
89	Transition-to-work scheme (Fed)	27.5	27.5	-	-	-	
91	Social integration units - SINE (Fed)	47.5	10.3	37.2	-	-	
121	First job agreement in projects of public interest - learning work experience in Brussels public services (RBC)	2.9	-	2.9	-	-	
7	Start-up incentives	9.9	9.7	-	0.2	-	
34	Loans for unemployed persons (Fed)	9.7	9.7	-	-	-	
45	Support for the creation and management of enterprises (RBC)	0.2	-	-	0.2	-	1
8	Out-of-work income maintenance and support	4,428.1	4,428.1	: n	-	-	
8.1	37 [Component] Unemployment benefit (Fed) - Full UB	3,906.1	3,906.1	-	-	-	
8.2	37 [Component] Unemployment benefit (Fed) - Partial UB	401.8	401.8	-	-	-	
8.4	37 [Component] Unemployment benefit (Fed) - Bankruptcy compensation	120.2	120.2	-	-	-	
	97 6 months income for dismissed workers in the case of restructuring (Fed)	: n	-	: n	-	-	
9	Early retirement	1,312.9	1,312.9	-	-	-	
9.1	38 Early retirement by collective agreement (Fed)	1,309.7	1,309.7	-	-	-	
	99 Partial early retirement (Fed)	3.2	3.2	-	-	-	
1-9	Total LMP (categories 1-9)	9,190.5 e	6,492.5	1,692.3 e	1,005.7 e	-	
2-7	Total LMP measures (categories 2-7)	2,804.0 e	751.5	1,692.3 e	360.1	-	
8-9	Total LMP supports (categories 8-9)	5,741.0	5,741.0	: n	-	-	

Key : Not available; :n Not significant; - Not applicable or real zero or zero by default; 0 or 0.00 Less than half of the unit used; e Estimated value; s Eurostat estimate

1 Includes ESF contribution.

2 Costs already included in the regional PES component (BE-1).

3 Intervention coming to an end.

4 No requests for subsidies were registered in 2006.

5 Data refer to 2005.

6 This intervention is being replaced by the Titres-services (measure which is not reported in the LMP database because it's not targeted).

B.3.2 LMP expenditure by intervention and by type of action, 2006: Bulgaria

Euro (millions)

eurostat		Category, intervention number and name	15.1 Total	15.2 Transfers to individuals	15.3 Transfers to employers	15.4 Transfers to service providers	15.5 Not specified	Notes
1		Labour market services	15.0	-	-	15.0	-	
1.1	1	Information services	-	-	-	-	-	1
	2	Individual case-management	-	-	-	-	-	1
1.2	3	Administration of active measures	14.3	-	-	14.3	-	1
	4	Other activities	0.7	-	-	0.7	-	
2		Training	11.3 s	1.8	4.1	5.3 s	0.0	
2.1	5	Vocational training courses organised by the EA	5.8	1.8	-	3.9	-	
	6	Employment protection and maintenance	0.0	-	0.0	-	-	
	7	Computer training for young people	0.5	: n	-	0.5	-	2
	8	Vocational training and social inclusion of school dropouts	0.0	: n	-	0.0	-	2
	9	Social inclusion of young people leaving residential care homes	0.0	-	-	0.0	-	
	10	Back to work	0.0	-	-	0.0	-	
	11	Programme for refugees	0.0	: n	-	0.0	-	2
	12	Regional programmes for literacy, vocational training and employment in public benefit activities	0.1	: n	-	0.1	-	2
	42	[Component] Welfare to work - Training	0.0 s	-	-	0.0 s	-	
	43	[Component] Employment for teachers in the training of disabled children - Training	-	-	-	-	-	
	44	[Component] Beautiful Bulgaria -	0.0 e	:	:	:	0.0	
	46	[Component] Programme for training and employment of disabled persons - Training	-	-	-	-	-	
	49	[Component] Incentives for employers to hire unemployment benefit recipients in part-time working arrangements -	-	-	-	-	-	
	52	[Component] Free again - Training	0.0	: n	-	0.0	-	
	54	[Component] Assistants for people with disabilities - Training	-	-	-	-	-	
	56	National programme for literacy and qualification training of roma people	0.7	: n	-	0.7	-	2
2.4	14	Incentives for employers to provide internships for unemployed people aged under 29	1.7	-	1.7	-	-	
	15	Incentives for employers to provide internships for the acquisition of qualifications	2.4	-	2.4	-	-	
3		Job rotation and job sharing	-	-	-	-	-	
3.1	17	Incentives for employers to hire unemployed people to fill in for employees attending training courses	-	-	-	-	-	3


B.3.2 LMP expenditure by intervention and by type of action, 2006: Bulgaria

Euro (millions)

eurostat		Category, intervention number and name	15.1 Total	15.2 Transfers to individuals	15.3 Transfers to employers	15.4 Transfers to service providers	15.5 Not specified	Notes
4		Employment incentives	11.3	0.1	10.9	-	0.3	
4.1	18	Incentives for employers to hire unemployed people aged under 29	0.8	-	0.8	-	-	
	19	Incentives for employers to hire long-term unemployed	0.2	-	0.2	-	-	
	20	Encouraging employer micro-enterprises to provide new jobs by subsidising the first 5 places	0.2	-	0.2	-	-	
	21	Incentives for employers to hire unemployed people as part-timers	0.6	-	0.6	-	-	
	22	Incentives for employers to create jobs for unemployed single parents with children up to 3 years old	0.8	-	0.8	-	-	
	23	Incentives for employers to hire older unemployed	2.3	-	2.3	-	-	
	24	Support in retirement	6.0	-	6.0	-	-	
	46	[Component] Programme for training and employment of disabled persons - Employment	0.3	:	:	:	0.3	
	48	Encouraging geographical mobility of the unemployed	0.1	0.1	-	-	-	
	49	[Component] Incentives for employers to hire unemployment benefit recipients in part-time working arrangements -	0.0	-	0.0	-	-	
	50	[Component] Entrepreneurship promotion - Employment	0.0	0.0	-	-	-	
	55	Providing employment to unemployed persons who received monthly social benefits ("bonus")	0.0	0.0	-	-	-	
4.2	25	Employment protection and maintenance	0.0	-	0.0	-	-	
5		Supported employment and rehabilitation	2.1	-	2.1	-	-	
5.1	27	Incentives for employers to create jobs for unemployed people with permanently reduced capacity to work	2.1	-	2.1	-	-	
6		Direct job creation	72.2 s	: n	70.4 s	0.0	1.7	
	28	Employment in public administration for young people with university degree	0.6	-	0.6	-	-	
	29	Employment in support of the Bulgarian theatre	0.7	-	0.7	-	-	
	42	[Component] Welfare to work - Employment	50.7 s	-	50.7 s	-	-	
	43	[Component] Employment for teachers in the training of disabled children - Direct job creation	0.4	-	0.4	-	-	
	44	[Component] Beautiful Bulgaria -	1.7 e	:	:	:	1.7	
	51	Programme for reduction of poverty	0.7	: n	0.6	0.0	-	
	52	[Component] Free again - Direct job creation	0.0	-	0.0	-	-	
	53	Teachers for vacation	0.3	: n	0.3	0.0	-	
	54	[Component] Assistants for people with disabilities - Direct job creation	17.0	-	17.0	-	-	
7		Start-up incentives	1.2	0.6	-	0.0	0.6	
	26	Entrepreneurship promotion for people with reduced capacity	0.1	0.1	-	-	-	
	31	Employment through business support (JOBS)	0.6	:	-	:	0.6	
	32	Vocational training for beneficiaries of the "Micro-credit guarantee fund"	0.0	0.0	-	-	-	
	33	Encouraging entrepreneurship among agricultural producers	0.5	0.5	-	-	-	
	34	Programme for encouraging employment and vocational training in apiculture	0.0	: n	-	0.0	-	
	35	Entrepreneurial incentives for women in the sphere of childcare services	0.0	0.0	-	-	-	
	50	[Component] Entrepreneurship promotion - Business start-up	0.1	0.1	-	-	-	

B.3.2 LMP expenditure by intervention and by type of action, 2006: Bulgaria

Euro (millions)

 Category, intervention number and name	15.1 Total	15.2 Transfers to individuals	15.3 Transfers to employers	15.4 Transfers to service providers	15.5 Not specified	Notes
8 Out-of-work income maintenance and support	46.0	46.0	-	-	-	
8.1 37 Unemployment benefits	45.9	45.9	-	-	-	
8.3 38 Part-time unemployment benefits	0.1	0.1	-	-	-	
8.4 36 Redundancy compensation	0.0	0.0	-	-	-	
9 Early retirement	-	-	-	-	-	
1-9 Total LMP (categories 1-9)	159.0 s	48.5	87.5 s	20.3 s	2.7	
2-7 Total LMP measures (categories 2-7)	98.0 s	2.5	87.5 s	5.3 s	2.7	
8-9 Total LMP supports (categories 8-9)	46.0	46.0	-	-	-	

Key : Not available; :n Not significant; - Not applicable or real zero or zero by default; 0 or 0.00 Less than half of the unit used; e Estimated value; s Eurostat estimate

1 BE-3 includes expenditure of interventions BG-1 and BG-2.

2 The transfers to individuals are included under transfers to service providers.

3 Intervention not applied in 2006.

B.3.3 LMP expenditure by intervention and by type of action, 2006: Czech Republic

Euro (millions)

eurostat		Category, intervention number and name	15.1 Total	15.2 Transfers to individuals	15.3 Transfers to employers	15.4 Transfers to service providers	15.5 Not specified	Notes
1		Labour market services	147.4	-	-	147.4	-	
1.1	1	Employment brokerage	44.9	-	-	44.9	-	
	6	Vocational rehabilitation of persons with working limitations	0.1	-	-	0.1	-	1
1.2	14	Other services and overheads of the PES	102.5	-	-	102.5	-	
2		Training	12.6	0.3	0.3	12.0	-	
	2	Retraining of the registered unemployed	12.6	0.3	0.3	12.0	-	2
3		Job rotation and job sharing	-	-	-	-	-	
4		Employment incentives	33.7	-	33.7	-	-	
4.1	7	Subsidised new working places (SÚMP)	33.5	-	33.5	-	-	
	9	Providing the working experience to graduates or obtaining the qualification by youngsters	0.0	-	0.0	-	-	3
	19	Allowance for on-the-job training	0.1	-	0.1	-	-	
4.2	4	Contribution to employer for partial coverage of employees wages due to conversion to the new production program	0.0	-	0.0	-	-	
	18	Allowance for transporting employees	0.2	-	0.2	-	-	
5		Supported employment and rehabilitation	60.7	-	60.7	-	-	
5.1	5	Contribution to employers for establishing and running sheltered workshops and working places	10.9	-	10.9	-	-	
	16	Contribution to the employer whose more than 50% of employees are disabled persons	49.8	-	49.8	-	-	
6		Direct job creation	31.7	-	31.7	-	-	
	8	Public works programme (VPP)	31.7	-	31.7	-	-	
7		Start-up incentives	4.9	4.9	-	-	-	
	12	Contribution to registered unemployed with working limitations for working equipment when starting self-employment	0.2	0.2	-	-	-	
	13	Self employment - publicly beneficial working places (SVC SÚPM)	4.4	4.4	-	-	-	
	17	Bridging allowance	0.3	0.3	-	-	-	
8		Out-of-work income maintenance and support	264.3	264.3	-	-	-	
8.1	3	Unemployment benefit for registered unemployed	257.8	257.8	-	-	-	4
8.5	10	Protection of employees due to insolvency of the employer	6.5	6.5	-	-	-	
9		Early retirement	-	-	-	-	-	
1-9		Total LMP (categories 1-9)	555.4	269.5	126.5	159.4	-	
2-7		Total LMP measures (categories 2-7)	143.7	5.2	126.5	12.0	-	
8-9		Total LMP supports (categories 8-9)	264.3	264.3	-	-	-	

Key : Not available; :n Not significant; - Not applicable or real zero or zero by default; 0 or 0.00 Less than half of the unit used; e Estimated value; s Eurostat estimate

1 Expenditure covers only the costs of subcontracted services. Related staff costs are covered in CZ-1.

2 Participants receive increased unemployment benefits which are recorded in category 8 (CZ-3). Expenditure includes costs of training some persons not registered unemployed and not counted amongst participants (amounts are considered to be negligible).

3 Intervention coming to an end.

4 Includes benefits paid to persons in retraining (CZ-2).

B.3.4 LMP expenditure by intervention and by type of action, 2006: Denmark (2004 data)

Euro (millions)

eurostat		Category, intervention number and name	15.1 Total	15.2 Transfers to individuals	15.3 Transfers to employers	15.4 Transfers to service providers	15.5 Not specified	Notes
1		Labour market services	323.7 e	-	-	323.7 e	-	
	5	Public employment service	232.7 e	-	-	232.7 e	-	
1.1	17	Short guidance and skills qualification programs	91.0 e	-	-	91.0 e	-	
2		Training	1,061.2 e	835.5 e	33.3	192.4 e	-	
2.1	8	Education and training	726.8 e	534.4 e	-	192.4 e	-	
	9	Specially arranged activation	228.8 e	228.8 e	-	-	-	
	33	Education of immigrants	72.3 e	72.3 e	-	-	-	
2.4	31	Adult apprenticeship support	33.3	-	33.3	-	-	
3		Job rotation and job sharing	-	-	-	-	-	
4		Employment incentives	930.3 e	-	930.3 e	-	-	
4.1	6	Wage subsidies	697.8 e	-	697.8 e	-	-	
	7	Practical work training in enterprises	157.7 e	-	157.7 e	-	-	
	26	Servicejobs	49.2	-	49.2	-	-	
	30	Support of disabled	25.6	-	25.6	-	-	
5		Supported employment and rehabilitation	997.0	411.3	585.7	-	-	
5.1	21	Flex jobs, including flex jobs for self-employed	427.5	-	427.5	-	-	
	22	Wage subsidies for persons, who receive early retirement pension (formerly known as light jobs)	22.1	-	22.1	-	-	
5.2	20	Rehabilitation	481.4	345.2	136.1	-	-	
	28	Pre-rehabilitation	66.1	66.1	-	-	-	
6		Direct job creation	0.2 e	0.2 e	-	-	-	
	10	Voluntary unpaid activities	0.2 e	0.2 e	-	-	-	
7		Start-up incentives	-	-	-	-	-	
8		Out-of-work income maintenance and support	3,823.5 e	3,823.5 e	-	-	-	
8.1	1	[Component] Unemployment insurance - Full time	3,063.7 e	3,063.7 e	-	-	-	1
	2	Social assistance (unemployment)	551.7 e	551.7 e	-	-	-	
	29	Unemployment allowance	162.4	162.4	-	-	-	
8.2	1	[Component] Unemployment insurance - Partial	- e	- e	-	-	-	1
8.3	1	[Component] Unemployment insurance - Part-time	- e	- e	-	-	-	1
8.5	25	Wage earners guarantee fund	45.7	45.7	-	-	-	
9		Early retirement	1,420.7 e	1,420.7 e	-	-	-	
9.2	3	Transitional allowance	130.1	130.1	-	-	-	
	24	Early retirement pay, from unemployment	1,277.3 e	1,277.3 e	-	-	-	
	32	Flex allowance	13.2	13.2	-	-	-	
1-9		Total LMP (categories 1-9)	8,556.6 e	6,491.2 e	1,549.3 e	516.1 e	-	
2-7		Total LMP measures (categories 2-7)	2,988.7 e	1,247.0 e	1,549.3 e	192.4 e	-	
8-9		Total LMP supports (categories 8-9)	5,244.2 e	5,244.2 e	-	-	-	

Key : Not available; :n Not significant; - Not applicable or real zero or zero by default; 0 or 0.00 Less than half of the unit used; e Estimated value; s Eurostat estimate

1 The breakdown of expenditure by type of benefit is not known so all expenditure is shown as full-time benefits, which are the most important.

B.3.5 LMP expenditure by intervention and by type of action, 2006: Germany

Euro (millions)

eurostat		Category, intervention number and name	15.1 Total	15.2 Transfers to individuals	15.3 Transfers to employers	15.4 Transfers to service providers	15.5 Not specified	Notes
1		Labour market services	6,187.3 e	628.3 e	-	5,559.1 e	-	
1.1	35	Counselling and placement assistance	133.7 e	133.7 e	-	-	-	
	43	Placement voucher	109.2 e	-	-	109.2 e	-	
	47	Placement by third parties by order of PES	91.3 e	-	-	91.3 e	-	
	63	[Component] Administrative expenditure of the federal agency for work (Bundesagentur für Arbeit) - Individual case management (administration costs)	1,245.9 e	-	-	1,245.9 e	-	1
	63	[Component] Administrative expenditure of the federal agency for work (Bundesagentur für Arbeit) - Information services (administration costs)	808.3 e	-	-	808.3 e	-	1
	64	Assessment of chances (Profiling)	-	-	-	-	-	2
	65	Specialised integration services	2.0	-	-	2.0	-	
	66	Intensive vocational guidance	12.4 e	-	-	12.4 e	-	
	67	Integration agreement	-	-	-	-	-	2
	69	Socio-pedagogical services for preparatory training	2.2	-	-	2.2	-	
	75	Other additional services	494.6 e	494.6 e	-	-	-	
	76	Additional services	: n	-	-	: n	-	3
1.2	63	[Component] Administrative expenditure of the federal agency for work (Bundesagentur für Arbeit) - Administration of measures in categories 8-9	1,236.3 e	-	-	1,236.3 e	-	1
	63	[Component] Administrative expenditure of the federal agency for work (Bundesagentur für Arbeit) - Administration of active measures	686.5 e	-	-	686.5 e	-	1
	63	[Component] Administrative expenditure of the federal agency for work (Bundesagentur für Arbeit) - Other administration costs	1,364.9 e	-	-	1,364.9 e	-	1
2		Training	7,859.8 e	1,913.7	607.8 e	4,318.0 e	1,020.3	
	84	[Component] ESF support (Objective 3) -	1,020.3	-	-	-	1,020.3	
2.1	6	Measures to improve prospects of integration - training measures	375.7 e	-	-	375.7 e	-	
	11	Support for vocational preparation training measures for young people	1,407.9 e	224.6	-	1,183.3 e	-	
	12	Support for further vocational training	2,062.5 e	874.3	-	1,188.3 e	-	
	27	Independent measures	113.2	113.2	-	-	-	
	31	ESF Federal programme	55.3	55.3	-	-	-	4
	44	Income subsidies for people in further vocational training	524.3 e	-	524.3 e	-	-	
	53	Integration measures	29.5 e	-	-	29.5 e	-	
	70	Transfer measures	14.0	-	14.0	-	-	
	80	Transitional subsidy	154.9	154.9	-	-	-	
	81	Vocational subsidy	145.7	145.7	-	-	-	
2.4	19	Support for vocational training for those with learning difficulties/social disadvantage	1,541.3 e	-	-	1,541.3 e	-	
	34	Vocational training allowance	345.7	345.7	-	-	-	
	71	First integration qualification for young people	69.4	-	69.4	-	-	
3		Job rotation and job sharing	5.6 e	-	5.6 e	-	-	
3.1	46	Job Rotation - Employment-training rotation programme	5.6 e	-	5.6 e	-	-	
4		Employment incentives	1,343.2 e	270.2 e	1,015.8 e	57.2 e	-	
4.1	7	Mobility allowances	191.5 e	191.5 e	-	-	-	
	16	Recruitment subsidy for new businesses	70.0 e	-	70.0 e	-	-	
	18	Integration subsidies	651.4 e	-	651.4 e	-	-	
	48	Personnel Service Agencies	57.2 e	-	-	57.2 e	-	
	52	Wage protection for older employees	31.4	31.4	-	-	-	
	73	[Component] Community service jobs - Variable payment	294.5 e	-	294.5 e	-	-	
	74	[Component] Job finder's grant - Insured employment	47.3 e	47.3 e	-	-	-	

B.3.5 LMP expenditure by intervention and by type of action, 2006: Germany

Euro (millions)

eurostat		Category, intervention number and name	15.1 Total	15.2 Transfers to individuals	15.3 Transfers to employers	15.4 Transfers to service providers	15.5 Not specified	Notes
5		Supported employment and rehabilitation	188.1 e	-	186.1 e	2.0	-	
	82	Work assistance	2.0	-	-	2.0	-	
	83	Employer subsidies for rehabilitation	27.1	-	27.1	-	-	
5.1	23	Incentives for the recruitment and employment of the severely disabled	159.0 e	-	159.0 e	-	-	
5.2	13	Promoting integration of the disabled into working life	-	-	-	-	-	5
6		Direct job creation	2,045.0 e	-	-	1,996.2 e	48.8	
	21	Support for job-creation measures (ABMs)	610.0 e	-	-	610.0 e	-	
	22	Support for structural adjustment measures	68.6	-	-	68.6	-	
	42	Employment generating promotion of the infrastructure	15.6 e	-	-	15.6 e	-	
	73	[Component] Community service jobs - Additional expenditure variant	1,301.9 e	-	:	1,301.9 e	-	
	84	[Component] ESF support (Objective 3) -	48.8	-	-	-	48.8	
7		Start-up incentives	2,753.7 e	2,599.8 e	-	-	153.9	
	9	Bridging allowance	1,470.5	1,470.5	-	-	-	
	49	Business start-up subsidy	1,027.0	1,027.0	-	-	-	
	74	[Component] Job finder's grant - Self-employed	19.3 e	19.3 e	-	-	-	
	79	Start-up subsidy	83.0	83.0	-	-	-	
	84	[Component] ESF support (Objective 3) -	153.9	-	-	-	153.9	
8		Out-of-work income maintenance and support	47,361.5	46,984.8	376.7	-	-	
8.1	1	Unemployment benefit	22,876.5	22,876.5	-	-	-	
8.2	14	Short-time working allowance	349.6	-	349.6	-	-	
	15	[Component] Promotion of year-round employment in construction - Bad weather allowance from the 31st hour, Additional winter allowance, refund of social contributions	168.4	141.4	27.1	-	-	6
	15	[Component] Promotion of year-round employment in construction - Cost-increase winter allowance	84.3	84.3	:	-	-	6
8.3	2	Part-time unemployment benefit	1.5	1.5	-	-	-	
8.5	4	Bankruptcy compensation payment	835.8	835.8	-	-	-	
8Mixed	77	Unemployment assistance (ALG II)	23,045.4	23,045.4	-	-	-	
9		Early retirement	1,270.5	-	1,270.5	-	-	
9.1	24	Support of part-time employment for older employees	1,270.5	-	1,270.5	-	-	
1-9		Total LMP (categories 1-9)	69,014.7 e	52,396.8 e	3,462.5 e	11,932.5 e	1,222.9	
2-7		Total LMP measures (categories 2-7)	14,195.4 e	4,783.7 e	1,815.3 e	6,373.5 e	1,222.9	
8-9		Total LMP supports (categories 8-9)	48,632.0	46,984.8	1,647.2	-	-	

Key : Not available; :n Not significant; - Not applicable or real zero or zero by default; 0 or 0.00 Less than half of the unit used; e Estimated value; s Eurostat estimate

- 1 Expenditure of DE-64 and DE-67 (category 1.1.2) are included in DE-63.
- 2 Expenditure of DE-64 and DE-67 (category 1.1.2) are included in DE-63
- 3 Expenditure is the responsibility of municipalities and data are unavailable.
- 4 This measure provides financial support (payments by ESF) to participants in other LMP measures. The training costs (transfers to service providers) are reported in the other LMP measures. Includes ESF contribution.
- 5 Expenditure and participants distributed amongst regular measures.
- 6 Expenditure for the Additional winter allowance included in the Bad weather allowance.

B.3.6 LMP expenditure by intervention and by type of action, 2006: Estonia

Euro (millions)

eurostat		Category, intervention number and name	15.1 Total	15.2 Transfers to individuals	15.3 Transfers to employers	15.4 Transfers to service providers	15.5 Not specified	Notes
1		Labour market services	3.0	-	-	3.0	-	
1.1	1	Placement by public employment services	3.0	-	-	3.0	-	1,2
	2	Vocational guidance	-	-	-	-	-	3
	18	Communication support at interviews	-	-	-	-	-	2,4
2		Training	5.6	0.6	0.3	4.7	-	
2.1	3	Labour market training	5.0	0.5	-	4.5	-	2
2.2	16	Coaching for working life	0.2	0.0	-	0.2	-	2
2.4	15	Work practice	0.4	0.1	0.3	-	-	2
3		Job rotation and job sharing	-	-	-	-	-	
4		Employment incentives	0.5	-	0.5	0.0	-	
4.1	5	Employment subsidy to employer	0.5	-	0.5	-	-	2
	19	Employment with special aids and equipment	0.0	-	-	0.0	-	2
	20	Adaption of premises and equipments	0.0	-	0.0	-	-	2
5		Supported employment and rehabilitation	0.1	-	0.1	-	-	
5.1	17	Working with support person	0.1	-	0.1	-	-	2
6		Direct job creation	-	-	-	-	-	
	6	Community placement	-	-	-	-	-	
7		Start-up incentives	0.4	0.4	-	-	-	
	4	Employment subsidy to unemployed to start business	0.4	0.4	-	-	-	2
8		Out-of-work income maintenance and support	10.0	10.0	-	-	-	
8.1	7	[Component] Unemployment benefits - State unemployment benefit	2.5	2.5	-	-	-	5
	7	[Component] Unemployment benefits - Unemployment insurance benefit	5.6	5.6	-	-	-	5
8.4	9	Benefit upon collective termination of employment contracts	1.0	1.0	-	-	-	
8.5	10	Benefits upon insolvency of employer	1.0	1.0	-	-	-	
9		Early retirement	-	-	-	-	-	
1-9		Total LMP (categories 1-9)	19.6	11.0	0.9	7.7	-	
2-7		Total LMP measures (categories 2-7)	6.6	1.0	0.9	4.7	-	
8-9		Total LMP supports (categories 8-9)	10.0	10.0	-	-	-	

Key : Not available; :n Not significant; - Not applicable or real zero or zero by default; 0 or 0.00 Less than half of the unit used; e Estimated value; s Eurostat estimate

- 1 EE-1 covers all administrative expenditure of the Estonian Labour Market Board and local employment offices.
- 2 Includes ESF contribution.
- 3 Expenditure of EE-2 is included under EE-1.
- 4 Expenditure of EE-18 is included under EE-1.
- 5 Includes social contributions paid on behalf of beneficiaries.

B.3.7 LMP expenditure by intervention and by type of action, 2006: Ireland

Euro (millions)

eurostat		Category, intervention number and name	15.1 Total	15.2 Transfers to individuals	15.3 Transfers to employers	15.4 Transfers to service providers	15.5 Not specified	Notes
1		Labour market services	423.3 e	0.2	-	423.1 e	-	
1.1	9	Job facilitation service	2.4 e	-	-	2.4 e	-	1
	15	Job clubs	5.6	0.2	-	5.3	-	2
	22	Counselling/guidance	37.4	-	-	37.4	-	2
	36	Local employment services	17.6	-	-	17.6	-	2
	55	High Supports Process	0.6	-	-	0.6	-	
1.2	57	FÁS - non-LMP programmes and other staff costs/overheads	282.6	-	-	282.6	-	2
	58	FÁS - administration of LMP programmes	75.0	-	-	75.0	-	2
	59	Basic Education Workplace Scheme	2.1	-	-	2.1	-	
2		Training	367.4 e	205.1 e	-	110.6	51.7	
	45	Local Training Initiative	26.3	22.7	-	3.6	-	2
	51	Specialist Training Providers	49.4	20.1	-	29.2	-	
2.1	10	Back to education allowance (BTEA)	52.1 e	52.1 e	-	-	-	3
	35	VTOS (Vocational training opportunities scheme)	61.9	38.5	-	23.5	-	2
	38	Bridging Foundation	20.6	13.7	-	6.8	-	2
	39	Specific Skills Training	37.6	26.3	-	11.3	-	2
	43	Return to Work	2.8	1.4	-	1.4	-	2
2.3	34	Youthreach	51.7	:	-	:	51.7	
	40	Traineeship	22.7	16.2	-	6.5	-	2
	41	Foundation/Progression in Community Training Centres	42.4	14.1	-	28.3	-	2
3		Job rotation and job sharing	-	-	-	-	-	
4		Employment incentives	57.8 e	57.8 e	: n	-	-	
4.1	4	Back to work allowance	56.5 e	56.5 e	-	-	-	4
	5	PRSI Exemption scheme	: n	-	: n	-	-	
	7	Part-time job incentive scheme	1.3 e	1.3 e	-	-	-	3
5		Supported employment and rehabilitation	14.9	0.1	7.2	7.6	-	
5.1	52	Supported Employment Programme	7.7	0.1	-	7.6	-	
	60	Wage subsidy scheme	7.2	0.0	7.2	-	-	
6		Direct job creation	363.4	327.2	-	36.2	-	
	23	Community employment scheme	325.4	293.6	-	31.9	-	
	37	Job Initiative	37.9	33.6	-	4.4	-	2
7		Start-up incentives	-	-	-	-	-	
	3	Back to work enterprise allowance (BWEA)	-	-	-	-	-	4
8		Out-of-work income maintenance and support	1,394.6 e	1,242.4 e	152.2	-	-	
8.1	1	Unemployment benefit	455.1	455.1	-	-	-	
	2	Unemployment assistance	768.7 e	768.7 e	-	-	-	3
8.4	49	Redundancy Payments	166.5	14.3	152.2	-	-	
8.5	50	Insolvency Payments	4.3	4.3	-	-	-	
9		Early retirement	113.0	113.0	-	-	-	
9.2	12	Pre-retirement allowance	113.0	113.0	-	-	-	
1-9		Total LMP (categories 1-9)	2,734.5 e	1,945.8 e	159.4	577.6 e	51.7	
2-7		Total LMP measures (categories 2-7)	803.5 e	590.1 e	7.2	154.5	51.7	
8-9		Total LMP supports (categories 8-9)	1,507.6 e	1,355.5 e	152.2	-	-	

Key : Not available; : n Not significant; - Not applicable or real zero or zero by default; 0 or 0.00 Less than half of the unit used; e Estimated value; s Eurostat estimate

1 Data refer to 2004.


2 Includes ESF contribution.

3 Provisional expenditure figure only.

4 Total expenditure on Back to Work Allowances (Employees and Enterprise) is shown under IE-4.

B.3.8 LMP expenditure by intervention and by type of action, 2006: Greece (2005 data)

Euro (millions)

 Category, intervention number and name			15.1 Total	15.2 Transfers to individuals	15.3 Transfers to employers	15.4 Transfers to service providers	15.5 Not specified	Notes
1	Labour market services		22.1 s	-	-	17.9	4.2	
1.1	31	Counselling - Vocational guidance	14.7	-	-	14.7	-	1
	32	Individualized Approach Services (OAED)	3.2	-	-	3.2	-	1
	62	Integrated Interventions in Favour of Women	4.2 s	-	-	:	4.2	1
2	Training		71.2 s	59.6 s	-	11.6	-	
	69	[Component] Integrated intervention programme -	-	-	-	-	-	1,2
2.1	1	Training programs for people with mental retardation	-	-	-	-	-	2
	8	Continuous vocational training programme	-	-	-	-	-	1,2
	37	Training for unemployed seamen (Ministry of Merchant Marine)	8.4	2.7	-	5.7	-	1
	42	Combating exclusion from the labour market for specific social groups (Greek Language Learning Programmes)	5.5 s	5.5 s	-	-	-	1
	87	Subsidies for the implementation of special training actions in the region of Western Macedonia	0.1	0.1	-	-	-	1
	88	Subsidies for the implementation of special training actions in the region of Peloponese	0.3	0.3	-	-	-	1
	89	Subsidies for the implementation of special training actions in the region of Central Macedonia	0.5	0.5	-	-	-	1
	90	Subsidies for the implementation of special training actions in the region of Attica	3.5	3.5	-	-	-	1
	91	Subsidies for the implementation of special training actions in the region of Central Greece	0.2	0.2	-	-	-	1
	92	Subsidies for the implementation of special training actions in the region of Thessaly	0.4	0.4	-	-	-	1
2.3	6	Alternating vocational training programme	-	-	-	-	-	1,2
	33	Continuous vocational training programs for the unemployed (Ministry of Labour - KEK)	23.5 s	23.5 s	-	-	-	1
	64	Alternating vocational training programme within the framework of integrated interventions	-	-	-	-	-	1,2
	70	Training on environmental protection and management	7.0 s	7.0 s	-	-	-	1
	76	Integrated interventions for disadvantaged groups (Greek-Muslims and ROMA)	13.9	13.9	-	-	-	1
	77	Integrated interventions for disadvantaged groups (Repatriates)	2.2 s	2.2 s	-	-	-	1
	80	Alternate training for the development of specialised skills in information and communications technology	5.9	-	-	5.9	-	
3	Job rotation and job sharing		-	-	-	-	-	


B.3.8 LMP expenditure by intervention and by type of action, 2006: Greece (2005 data)

Euro (millions)

eurostat		Category, intervention number and name	15.1 Total	15.2 Transfers to individuals	15.3 Transfers to employers	15.4 Transfers to service providers	15.5 Not specified	Notes
4		Employment incentives	37.0	2.1	3.8	-	31.1	
4.1	9	Programme New Jobs for the unemployed (OAED)	3.7	-	3.7	-	-	1
	51	Stage programme for the promotion of Employment to the Information Society	-	-	-	-	-	1,2
	60	Programme for the subsidized employment of special social groups	-	-	-	-	-	1,3
	63	Programme New Jobs for the unemployed (L.A.E.K.) in 13 prefectures	-	-	-	-	-	2
	65	Stage programme in the health and welfare sector	-	-	-	-	-	2
	66	Programme new jobs for the unemployed aged 18-30 years old	-	-	-	-	-	1,2
	67	Stage programme for unemployed women 18-65 years old	-	-	-	-	-	2
	69	[Component] Integrated intervention programme -	-	-	-	-	-	1,2
	73	Programme for the subsidized employment of special social groups - ESF	31.1	-	-	-	31.1	1
	75	Stage programme for the private sector	-	-	-	-	-	2
	79	Subsidy programme for employment in the environment sector	0.1	-	0.1	-	-	1
	82	[Component] Subsidy programme for new professionals, new jobs and stage (O.R.P) -	-	-	-	-	-	1,2
	86	Stage programme in the sector of natural environment	2.1	2.1	-	-	-	1
5		Supported employment and rehabilitation	-	-	-	-	-	
5.1	82	[Component] Subsidy programme for new professionals, new jobs and stage (O.R.P) -	-	-	-	-	-	1,2
6		Direct job creation	-	-	-	-	-	
7		Start-up incentives	2.4	-	2.4	-	-	
	69	[Component] Integrated intervention programme -	-	-	-	-	-	1,2
	74	Subsidy Programme of New Professionals in the sectors of Culture and Environment	-	-	-	-	-	1,2
	82	[Component] Subsidy programme for new professionals, new jobs and stage (O.R.P) -	-	-	-	-	-	1,2
	83	Subsidy programme for new professionals, new jobs and stage (Women)	2.4	-	2.4	-	-	1
	84	Subsidy programme for New Professionals in the Information Society	-	-	-	-	-	1
8		Out-of-work income maintenance and support	793.9	793.9	-	-	-	
8.1	22	Unemployment benefit	678.5	678.5	-	-	-	
	23	Special unemployment assistance for those exceeding the unemployment benefit period	0.6	0.6	-	-	-	
	24	Special assistance following a trimester of registered unemployment	-	-	-	-	-	4
	27	National System of Protection from Unemployment - ESPA (Benefit for young unemployed)	0.7	0.7	-	-	-	
	28	Special assistance for ex offenders	1.0	1.0	-	-	-	
	29	Special assistance for former political refugees and repatriated	-	-	-	-	-	2
	71	Assistance for long term unemployed	4.3	4.3	-	-	-	
8.2	58	Special seasonal assistance	108.9	108.9	-	-	-	5

B.3.8 LMP expenditure by intervention and by type of action, 2006: Greece (2005 data)

Euro (millions)

 Category, intervention number and name	15.1 Total	15.2 Transfers to individuals	15.3 Transfers to employers	15.4 Transfers to service providers	15.5 Not specified	Notes
9 Early retirement	-	-	-	-	-	
1-9 Total LMP (categories 1-9)	926.7 s	855.7 s	6.2	29.5	35.3	
2-7 Total LMP measures (categories 2-7)	110.6 s	61.7 s	6.2	11.6	31.1	
8-9 Total LMP supports (categories 8-9)	793.9	793.9	-	-	-	

Key : Not available; n Not significant; - Not applicable or real zero or zero by default; 0 or 0.00 Less than half of the unit used; e Estimated value; s Eurostat estimate

- 1 Includes ESF contribution.
- 2 Intervention not applied in 2005.
- 3 Data included in EL-73.
- 4 Expenditure included as part of unemployment benefits (EL-22).
- 5 The expenditure refers to the total budget.

B.3.9 LMP expenditure by intervention and by type of action, 2006: Spain

Euro (millions)

eurostat		Category, intervention number and name	15.1 Total	15.2 Transfers to individuals	15.3 Transfers to employers	15.4 Transfers to service providers	15.5 Not specified	Notes
1		Labour market services	931.7	-	0.3	931.4	-	
1.1	28	Vocational guidance [M.2]	76.0	-	-	76.0	-	
	48	Vocational guidance (measure ES-28-regions) [M.2]	20.0	-	0.3	19.7	-	
	60	Experimental programmes for vocational integration [M.3]	35.3	-	-	35.3	-	
	61	Information services [M.1]	7.7	-	-	7.7	-	
	67	Experimental programmes for vocational integration (measure ES-60 regions) [M.3]	0.6	-	-	0.6	-	1
1.2	56	Administration of active measures	90.8	-	-	90.8	-	
	57	Administration of benefits	221.4	-	-	221.4	-	
	58	Other services/activities	451.1	-	-	451.1	-	
	65	Administration of active measures (measure ES-56 regions) [M.4]	28.7	-	-	28.7	-	
2		Training	1,424.3	29.9	105.1	1,289.3	-	
2.1	8	National plan for vocational training and integration (Plan FIP) [M.9]	737.8	29.1	-	708.7	-	2
	35	National plan for vocational training and integration (Plan FIP, measure ES-8-regions) [M.9]	134.8	-	4.3	130.5	-	
2.2	9	Training at the workplace (employment and training - E.T, C.O and T.E.) [M.10]	424.7	-	-	424.7	-	2
	10	Vocational training in sectors at risk of job losses [M.7]	44.8	-	44.8	-	-	2
	14	Incentives for training contracts [M.8]	52.9	-	52.9	-	-	
	62	Vocational training in sectors at risk of job losses (measure ES-10 regions) [M.7]	14.9	-	3.0	11.8	-	
	63	Incentives for training contracts (measure ES-14 regions) [M.8]	0.8	0.8	-	-	-	3
2.4	49	Training at the workplace (employment and training - E.T, C.O and T.E.) (measure ES-9-regions) [M.10]	13.6	-	-	13.6	-	4
3		Job rotation and job sharing	71.4	-	65.6	5.9	-	
3.1	17	Job rotation: temporary work contracts [M.11]	64.9	-	64.9	-	-	
	41	Job rotation: temporary work contracts (measure ES-17-regions) [M.11]	6.6	-	0.7	5.9	-	
4		Employment incentives	3,097.3	: n	3,092.3	5.0	-	
4.1	11	Incentives for open ended employment contracts [M.12]	2,230.2	-	2,230.2	-	-	2
	16	Incentives for temporary contracts [M.13]	85.0	-	85.0	-	-	
	29	Support for domestic migration	: n	: n	-	-	-	
	36	Incentives for open ended employment contracts (measure ES-11-regions) [M.12]	107.0	-	107.0	-	-	
	37	Open ended employment contracts for persons aged over 45 (measure ES-12-regions)	: n	-	: n	-	-	
	39	Conversion of apprenticeship, training and substitution contracts into permanent contracts (measure ES-15-regions)	: n	-	: n	-	-	
	40	Incentives for temporary contracts (measure ES-16-regions) [M.13]	17.0	-	15.9	1.1	-	
4.2	59	Employment support [M.14]	628.6	-	628.6	-	-	
	66	Employment support (measure ES-59 regions) [M.14]	29.5	-	25.5	3.9	-	
5		Supported employment and rehabilitation	208.0	-	196.6	11.4	-	
5.1	3	Support for employment in special employment centres and ordinary enterprises [M.15]	181.3	-	181.3	-	-	
	34	Support for employment in special employment centres and ordinary enterprises (measure ES-3-regions) [M.15]	26.7	-	15.3	11.4	-	
	38	Open ended employment contracts for the disabled (measure ES-13-regions)	: n	-	: n	: n	-	

B.3.9 LMP expenditure by intervention and by type of action, 2006: Spain

Euro (millions)

eurostat Category, intervention number and name		15.1 Total	15.2 Transfers to individuals	15.3 Transfers to employers	15.4 Transfers to service providers	15.5 Not specified	Notes
6	Direct job creation	601.3	-	601.3	-	-	
18	Direct job creation [M.16]	572.0	-	572.0	-	-	5
19	Promotion of agricultural employment in Andalucía, Extremadura and under-developed rural areas	-	-	-	-	-	5
42	Direct job creation (measure ES-18-regions) [M.16]	29.2	-	29.2	-	-	
52	Promotion of agricultural employment in under-developed rural areas (measure ES-19-regions)	: n	-	: n	-	-	
7	Start-up incentives	770.7	575.0 e	158.0	37.6	-	
20	Capitalisation of unemployment benefits [M.17]	503.2	503.2 e	-	-	-	
21	Promotion of self-employment [M.18]	129.2	45.9 e	83.2	-	-	2,6
22	Financial aid for the integration of returning emigrants [M.21]	0.1	0.1	-	-	-	
23	Promotion of employment in co-operatives (job creation and maintenance) [M.20]	15.4	-	15.4	-	-	2
24	Promotion of local employment initiatives	-	-	-	-	-	2,6
25	Reduction of social contributions to promote self-employment and social enterprises [M.19]	23.1	2.9	20.2	-	-	2
43	Promotion of self-employment (measure ES-21-regions) [M.18]	86.2	20.3	28.2	37.6	-	
44	Promotion of employment in co-operatives (job creation and maintenance) (measure ES-23-regions) [M.20]	7.3	2.6	4.8	:	-	
45	Promotion of local employment initiatives (measure ES-24-regions)	-	-	-	:	-	6
46	Reduction of social contributions to promote self-employment and social enterprises (measure ES-25-regions) [M.19]	6.2	:	6.2	-	-	
8	Out-of-work income maintenance and support	13,683.5	13,683.5	-	-	-	
8.1	5 Contributory unemployment benefit [M.22]	10,063.8	10,063.8	-	-	-	
	6 Unemployment assistance [M.24]	2,181.4	2,181.4	-	-	-	
	7 Assistance for unemployed casual agricultural workers (Agrarian income) [M.25]	877.8	877.8	-	-	-	
	32 Active jobseeker's back-to-work allowance [M.26]	250.0	250.0	-	-	-	
	64 Active jobseeker's back-to-work allowance (measure ES-32 regions) [M.26]	6.3	6.3	-	:	-	7
8.2	4 Partial unemployment benefits (contributory) [M.23]	36.4	36.4	-	-	-	
8.5	30 Bankruptcy compensation [M.27]	267.8	267.8	-	-	-	
9	Early retirement	376.4	374.7	1.8	-	-	
9.1	26 Early retirement with substitution by another worker [M.29]	2.1	2.1	-	-	-	
	27 Replacement contracts [M.30]	245.1	245.1	-	-	-	
	47 Early retirement with substitution by another worker (measure ES-26-regions) [M.29]	0.2	0.2	0.0	-	-	
	53 Replacement contracts (measure ES-27-regions) [M.30]	1.7	-	1.7	-	-	
9.2	2 Early retirement allowance [M.28]	127.2	127.2	-	-	-	
	33 Early retirement allowance (measure ES-2-regions) [M.28]	: n	: n	-	-	-	
1-9	Total LMP (categories 1-9)	21,164.6	14,663.1 e	4,220.9	2,280.6	-	
2-7	Total LMP measures (categories 2-7)	6,173.0	604.9 e	4,218.8	1,349.2	-	
8-9	Total LMP supports (categories 8-9)	14,059.9	14,058.2	1.8	-	-	

Key : Not available; : n Not significant; - Not applicable or real zero or zero by default; 0 or 0.00 Less than half of the unit used; e Estimated value; s Eurostat estimate

- 1 Data only refer to Aragón.
- 2 Includes ESF contribution.
- 3 Data only refer to Galicia.
- 4 Data only refer to Valencia.
- 5 ES-18 includes expenditure of ES-19.
- 6 ES-21 includes expenditure of ES-24 and ES-45.
- 7 Data only refer to Cataluña.

B.3.10 LMP expenditure by intervention and by type of action, 2006: France

Euro (millions)

eurostat		Category, intervention number and name	15.1 Total	15.2 Transfers to individuals	15.3 Transfers to employers	15.4 Transfers to service providers	15.5 Not specified	Notes
1		Labour market services	4,357.4 e	64.8	-	4,292.6 e	-	
1.1	42	National employment agency (ANPE)	1,554.9	-	-	1,554.9	-	1
	43	Managerial employment agency (APEC)	100.7 e	-	-	100.7 e	-	
	44	Local centres, permanent reception, information and advisory services (ML-PAIO)	241.6	-	-	241.6	-	1
	45	Retraining units	23.0	1.1	-	21.8	-	
	53	Personalised services of ANPE	507.0 e	-	-	507.0 e	-	
	54	Job search workshops (ANPE)	51.1 e	-	-	51.1 e	-	
	55	Appraisal services of ANPE	115.2 e	-	-	115.2 e	-	
	56	Support services of ANPE	3.3 e	-	-	3.3 e	-	
	57	Guidance and monitoring services of AFPA	204.4	-	-	204.4	-	1
	74	Cap Emploi (AGEFIPH)	57.6	-	-	57.6	-	
	79	Individual guidance for young people (CIVIS)	85.3	63.7	-	21.6	-	
	84	[Component] Personal retraining agreement (CRP) - Individual retraining services	34.8	:	:	34.8	-	
	86	Privately operated placement services for benefit recipients	17.9	-	-	17.9	-	
1.2	73	Administrative costs of UNEDIC	1,350.2	-	-	1,350.2	-	
	87	Local employment centres	10.5	-	-	10.5	-	
2		Training	5,170.2 e	2,334.1 e	1,430.9 e	1,405.3	-	
	18	Training allowance - public system	373.9	373.9	-	-	-	
	63	Back-to-work support - training allowance (AREF)	853.4	853.4	-	-	-	2
	64	Training support (PARE)	5.8	5.8	-	-	-	
	84	[Component] Personal retraining agreement (CRP) - Special retraining allowance	436.4	432.2	4.3	:	-	
2.1	10	Courses offered by the Association for Adult Vocational Training (AFPA)	662.1	196.5	-	465.6	-	
	11	Courses for specific groups (IRILL)	24.8	-	-	24.8	-	1
	70	Training agreements (PARE)	129.0	-	-	129.0	-	
	85	Training courses organised by the regions	1,256.8	471.4	-	785.4	-	3
2.2	20	FNE conventions on training and retraining	5.5	0.7	4.4	0.5	-	1
2.3	71	Training actions prior to recruitment (AFPE/PARE)	24.1	-	24.1	-	-	
	88	Actions prior to recruitment (APR)	0.4	0.2 e	0.2 e	-	-	
2.4	22	Exemptions and subsidies for recruitment of apprentices	1,397.8 e	-	1,397.8 e	-	-	
3		Job rotation and job sharing	-	-	-	-	-	
4		Employment incentives	2,197.7 e	86.6	1,865.2 e	245.9	-	
4.1	24	Qualification contracts (alternance training)	0.3	-	0.3	-	-	4
	26	Employment-initiative contract (CIE)	303.6	-	303.6	-	-	1,5
	28	Exemption from social charges for recruitment of the 1st to 50th employee in ZRR and ZRU areas	44.5 e	-	44.5 e	-	-	
	32	Degrressive temporary allowance	10.0	10.0	-	-	-	
	36	Economic integration enterprises	173.7	-	151.8 e	21.8	-	1
	37	Intermediary associations	159.6 e	-	145.9 e	13.6	-	1
	49	Aid granted by the Association for the vocational integration of the disabled (AGEFIPH)	353.0	53.4	116.0	183.6	-	
	60	Adult qualification contracts	4.2	-	4.2	-	-	4
	61	Enterprises providing temporary work for integration purposes	26.3	-	-	26.3	-	
	65	Degrressive support to employer (PARE)	93.0	-	93.0	-	-	
	66	Mobility support (PARE)	22.1	22.1	-	-	-	
	67	Youth-in-business contract	253.0	-	253.0	-	-	
	76	Professionalisation contract	273.9	0.1	273.8	-	-	
	80	Minimum-earned-income integration contract (CI-RMA)	63.5 e	-	63.5 e	-	-	
	81	Employment-initiative contract (CIE-PCS)	415.5	-	415.5	-	-	
4.2	33	Retraining leave	1.5	1.0	-	0.5	-	1

B.3.10 LMP expenditure by intervention and by type of action, 2006: France

Euro (millions)

eurostat		Category, intervention number and name	15.1 Total	15.2 Transfers to individuals	15.3 Transfers to employers	15.4 Transfers to service providers	15.5 Not specified	Notes
5		Supported employment and rehabilitation	1,196.4 e	-	1,196.4 e	-	-	
5.1	47	Income guarantee for disabled workers (CAT)	953.0 e	-	953.0 e	-	-	
	48	Sheltered workshops for the disabled	243.4	-	243.4	:	-	
6		Direct job creation	3,467.9	-	3,467.9	-	-	
	39	Employment-solidarity contract (CES)	31.0	-	31.0	-	-	1,4,6
	40	Consolidated employment contract (CEC)	413.5	-	413.5	:	-	1,4,6
	46	Youth employment contract	357.7	-	357.7	:	-	4
	82	Contract for the future (CAV)	645.1	-	645.1	-	-	
	83	Employment assistance contract (CAE)	2,020.7	-	2,020.7	-	-	
7		Start-up incentives	172.5 e	166.8 e	-	5.7	-	
	38	Aid for the unemployed setting-up or rescuing a company	128.8	128.8	-	-	-	7,8
	38bis	Consultancy cheque-book for business creation	11.9	11.9	-	-	-	1
	59	Support for new business development	31.9 e	26.2 e	-	5.7	-	
8		Out-of-work income maintenance and support	24,156.0 e	24,138.9 e	17.2	-	-	
8.1	1	Back-to-work support allowance (Unemployment insurance system)	21,372.9	21,372.9	-	-	-	
	2	Integration allowance (Solidarity scheme)	104.3	104.3	-	-	-	9
	3	Specific solidarity allowance (Solidarity scheme)	2,094.0	2,094.0	-	-	-	8
	72	Pension equivalent allowance (Solidarity scheme)	565.7	565.7	-	-	-	
	89	Temporary delay allowance (ATA)	1.9 e	1.9 e	-	-	-	10
8.2	4	Partial unemployment	17.2	-	17.2	-	-	
9		Early retirement	817.4	817.4	-	-	-	
9.1	8	Job-substitution allowance	8.2	8.2	-	-	-	4
	34	Phased early retirement	248.0	248.0	-	-	-	4
9.2	6	FNE special redundancy allowance	293.8	293.8	-	-	-	
	62	Early retirement for special groups of employees (CATS)	267.4	267.4	-	-	-	
1-9		Total LMP (categories 1-9)	41,535.6 e	27,608.6 e	7,977.6 e	5,949.4 e	-	
2-7		Total LMP measures (categories 2-7)	12,204.7 e	2,587.5 e	7,960.4 e	1,656.8	-	
8-9		Total LMP supports (categories 8-9)	24,973.4 e	24,956.3 e	17.2	-	-	

Key : Not available; :n Not significant; - Not applicable or real zero or zero by default; 0 or 0.00 Less than half of the unit used; e Estimated value; s Eurostat estimate

1 Includes ESF contribution.

2 Training allowances paid to persons participating to different training programmes (FR-64, 70, 71, as well as FR-10, 11 and FR-85).

3 This intervention regroups training courses organised by the Regions (previously presented in FR-9 and FR-13). Some trainees receive the AREF (FR-63).

4 Intervention coming to an end.

5 Intervention coming to an end (replaced by FR-81).

6 Replaced by FR-82 and FR-83 (Plan de cohésion sociale) since May 2005.

7 The amount of the exemptions is only known for a small part. Since 2006, UNEDIC pays half of the remaining allowances.

8 A small share (1.4%) of expenditure reported in FR-3 is in fact paid to unemployed people creating their own business (FR-38).

9 Intervention coming to an end (replaced by FR-89).

10 New intervention (replaces the Integration allowance FR-2 since November 2006).

B.3.11 LMP expenditure by intervention and by type of action, 2006: Italy

Euro (millions)

eurostat		Category, intervention number and name	15.1 Total	15.2 Transfers to individuals	15.3 Transfers to employers	15.4 Transfers to service providers	15.5 Not specified	Notes
1		Labour market services	478.1 s	-	-	478.1 s	-	
	121	PES - staff expenditure	309.0 s	-	-	309.0 s	-	1
	122	ESF 2000-2006 - actions aimed at improving the PES	108.5	-	-	108.5	-	2
	124	Information system for work and labour exchange (SIL)	2.5	-	-	2.5	-	
1.1	100	ESF Co-financed Actions 2000-2006 - Counselling	58.1	-	-	58.1	-	2
2		Training	3,187.4	697.8	2,035.8	453.8	-	
	103	ESF Co-financed Actions 2000-2006 - Training for reintegration into work	26.7	-	-	26.7	-	2
	104	ESF Cofinanced Actions 2000-2006 - Training post compulsory education and post diploma	284.5	-	-	284.5	-	2
	105	ESF Co-financed Actions 2000-2006 - Training voucher	30.3	30.3	-	-	-	2
	118	Training interventions financed by the solidarity fund for the credit sector	46.7	-	-	46.7	-	
	119	Training interventions financed by the solidarity fund for the cooperative credit sector	1.4	-	-	1.4	-	
2.1	106	ESF Co-financed Actions 2000-2006 - Integrated measures for reintegration into work	75.4	-	-	75.4	-	2
2.2	24	Training & work contracts	0.0	-	0.0	-	-	
	93	Work-entry contract	101.8	-	101.8	-	-	
2.3	102	ESF Co-financed Actions 2000-2006 - Institutional training for people involved in Training and work contracts	7.9	-	-	7.9	-	2
	111	ESF Co-financed Actions 2000-2006 - vocational integration schemes	0.5	0.5	-	-	-	2
	112	ESF Co-financed Actions 2000-2006 - stages	667.0	667.0	-	-	-	2
2.4	25	Apprenticeship	1,934.1	-	1,934.1	-	-	
	101	ESF Co-financed Actions 2000-2006 - Institutional Training for Apprentices	11.2	-	-	11.2	-	2
3		Job rotation and job sharing	40.8	-	40.8	-	-	
3.1	91	Incentives to provide fixed-term jobs as replacement for workers on compulsory leave	32.6	-	32.6	-	-	
3.2	8	[Component] Solidarity contracts - Defensive solidarity contracts	8.0	:	8.0	-	-	3
	108	ESF Cofinanced Actions 2000-2006 - Incentives for enterprises to implement job rotation and job sharing	0.1	-	0.1	-	-	2

B.3.11 LMP expenditure by intervention and by type of action, 2006: Italy

Euro (millions)

eurostat		Category, intervention number and name	15.1 Total	15.2 Transfers to individuals	15.3 Transfers to employers	15.4 Transfers to service providers	15.5 Not specified	Notes
4		Employment incentives	2,642.3 s	14.2	2,628.2 s	-	-	
	90	Incentives for employment of disabled people	31.0 s	-	31.0 s	-	-	1
4.1	3	[Component] Incentives for hiring those registered in mobility lists - Open ended contracts	270.5	-	270.5	-	-	
	3	[Component] Incentives for hiring those registered in mobility lists - Temporary contracts	365.1	-	365.1	-	-	
	10	Reintegration contracts	0.2	-	0.2	-	-	
	32	Reintegration of managers in SMEs	1.3	-	1.3	-	-	
	35	Incentives for taking on employees in CIGS	5.7	-	5.7	-	-	
	36	Incentives for taking on long-term unemployed	1,095.8	-	1,095.8	-	-	
	51	Total triennial relief	46.1	-	46.1	-	-	
	53	Vocational integration schemes	3.3	3.3	-	-	-	
	55	[Component] Subsidies for the reinsertion of ex-LSU - Labour cost subsidies	10.5	-	10.5	-	-	4
	57	Tax relief for job creation	243.8	-	243.8	-	-	
	59	Conversion of temporary apprenticeship contracts into permanent ones	429.5	-	429.5	-	-	
	60	Conversion of temporary training & work contracts into permanent ones	34.8	-	34.8	-	-	
	67	Exemption from social contributions for disadvantaged workers in social co-operatives	1.5	-	1.5	-	-	
	89	Total triennial relief (L.448/01)	31.9	-	31.9	-	-	
	107	ESF Co-financed Actions 2000-2006 - Incentives for hiring	53.4	-	53.4	-	-	2
	109	ESF Cofinanced Actions 2000-2006 - mobility allowance	6.0	6.0	-	-	-	2
	110	ESF Co-financed Actions 2000-2006 - Job grants	1.9	1.9	-	-	-	2
	113	ESF Co-financed Actions 2000-2006 - Other work experience	3.0	3.0	-	-	-	2
	120	Integration of prisoners into work	1.6	-	1.6	-	-	
4.2	49	Realignment contracts	5.5	-	5.5	-	-	
5		Supported employment and rehabilitation	-	-	-	-	-	
6		Direct job creation	129.2	129.2	-	-	-	
	11	Socially useful work (LSU)	127.2	127.2	-	-	-	
	114	ESF Cofinanced Actions 2000-2006 - public utility works	2.0	2.0	-	-	-	2
7		Start-up incentives	600.5	591.6	-	8.9	-	
	19	Loans for one-person businesses	587.2	587.2	-	-	-	
	55	[Component] Subsidies for the reinsertion of ex-LSU - Self-employed	: n	: n	-	-	-	4
	65	Relief for workers under 32 starting their own business	4.3	4.3	-	-	-	
	115	ESF Cofinanced Actions 2000-2006 - training for the creation of new enterprises	8.9	-	-	8.9	-	2
	116	ESF Co-financed Actions 2000-2006 - Incentives for self-employment	-	-	-	-	-	2
	117	ESF Co-financed Actions 2000-2006 - Integrated steps for business creation	0.0	-	-	0.0	-	2

B.3.11 LMP expenditure by intervention and by type of action, 2006: Italy

Euro (millions)

eurostat		Category, intervention number and name	15.1 Total	15.2 Transfers to individuals	15.3 Transfers to employers	15.4 Transfers to service providers	15.5 Not specified	Notes
8		Out-of-work income maintenance and support	10,157.9	10,154.3	3.6	-	-	-
8.1	3a	Mobility allowance	1,595.5	1,595.5	-	-	-	-
	71	Ordinary unemployment benefit (outside agriculture)	2,854.1	2,854.1	-	-	-	5,6
	72	Ordinary unemployment benefit with reduced requirements (outside agriculture)	1,673.1	1,673.1	-	-	-	6
	73	Ordinary unemployment benefit in the agricultural sector	626.8	626.8	-	-	-	6
	74	Special unemployment benefit in the agricultural sector (66%)	444.8	444.8	-	-	-	-
	75	Special unemployment benefit in the agricultural sector (40%)	334.8	334.8	-	-	-	-
	76	Unemployment benefit with reduced requirements in the agricultural sector	22.1	22.1	-	-	-	6
	77	Special unemployment benefit in the construction sector	51.4	51.4	-	-	-	6
	78	Ordinary unemployment benefit in the construction sector	n	n	-	-	-	5
	94	Special solidarity funds in credit industry: extraordinary cheques	928.0	928.0	-	-	-	-
	96	Special solidarity funds in cooperative credit industry: extraordinary cheques	18.0	18.0	-	-	-	-
	97	Special solidarity funds in insurance industry: extraordinary cheques	2.7	2.7	-	-	-	-
	98	Special solidarity funds in Government sector: extraordinary cheques	19.9	19.9	-	-	-	-
8.2	8	[Component] Solidarity contracts - Expansive solidarity contracts	3.6	n	3.6	-	-	3
	80	Ordinary Wage Compensation Fund	652.3	652.3	-	-	-	6
	81	Extraordinary Wage Compensation Fund	930.8	930.8	-	-	-	6
9		Early retirement	1,580.8	1,580.8	-	-	-	-
9.2	16	Early retirement	1,580.8	1,580.8	-	-	-	-
1-9		Total LMP (categories 1-9)	18,817.1 s	13,167.9	4,708.4 s	940.8 s	-	-
2-7		Total LMP measures (categories 2-7)	6,600.2 s	1,432.8	4,704.8 s	462.7	-	-
8-9		Total LMP supports (categories 8-9)	11,738.8	11,735.1	3.6	-	-	-

Key : Not available; n Not significant; - Not applicable or real zero or zero by default; 0 or 0.00 Less than half of the unit used; e Estimated value; s Eurostat estimate

1 Data refer to 2005.

2 Includes ESF contribution.

3 Periodic cash payments to individuals paid to participants in measure IT-8 are counted under interventions IT-80 and IT-81.

4 Mixed measure in categories 4 and 7. The breakdown by component is not known so all expenditure and participants have been allocated to category 4, which is assumed to be the most important component.

5 Expenditure on ordinary unemployment benefits (IT-71) include those paid to persons working in the construction sector (IT-78).

6 Includes social contributions credited on behalf of beneficiaries.

B.3.12 LMP expenditure by intervention and by type of action, 2006: Cyprus

Euro (millions)

eurostat		Category, intervention number and name	15.1 Total	15.2 Transfers to individuals	15.3 Transfers to employers	15.4 Transfers to service providers	15.5 Not specified	Notes
1		Labour market services	5.0 e	-	-	5.0 e	-	
1.1	9	[Component] Public employment services - Individualised services	- e	-	-	- e	-	1,2
1.2	9	[Component] Public employment services - Administration costs	3.3 e	-	-	3.3 e	-	1,2
	9	[Component] Public employment services - Project for the enhancement and modernisation of the PES	1.7	-	-	1.7	-	1,2
2		Training	1.2	0.4	0.3	0.5	-	
	6	Multi-company initial training - accelerated training programmes	0.7	0.4	0.1	0.2	-	
2.1	3	Improving the computer literacy of the unemployed	0.0	-	-	0.0	-	2
	4	Scheme for strengthening the management capacity of enterprises through the utilisation of tertiary-education graduates	0.2	-	0.2	0.0	-	3
	5	Promotion of employability training for the unemployed	0.1	-	-	0.1	-	2
	7	Promotion of employability training for inactive women	0.1	-	-	0.1	-	2
	8	Promotion of employability training for new secondary school graduates	0.0	-	-	0.0	-	2
	10	[Component] Vocational training and labour market promotion for recipients of public assistance -	0.1	-	:	0.1	-	2,4
	18	Vocational training for the disabled in courses independent from the Centre for the Vocational Rehabilitation of the Disabled	0.0	0.0	-	-	-	
3		Job rotation and job sharing	-	-	-	-	-	
4		Employment incentives	5.9	5.8	0.0	0.0	-	
4.1	10	[Component] Vocational training and labour market promotion for recipients of public assistance -	0.0	-	0.0	:	-	2,4
	12	Continued public assistance for recipients taking up employment	5.8	5.8	-	-	-	
	19	Promotion of equal opportunities for access to the labour	0.0	-	-	0.0	-	2
5		Supported employment and rehabilitation	0.7 e	0.2 e	-	0.5 e	-	
5.1	13	Supported employment scheme	0.2	0.2	-	-	-	
5.2	15	Centre for the Vocational Rehabilitation of the Disabled	0.6 e	0.1 e	-	0.5 e	-	5
	16	Promotion of equal opportunities for access to the labour market, especially those threatened by social exclusion	-	-	-	-	-	2
6		Direct job creation	-	-	-	-	-	
7		Start-up incentives	1.7 e	1.7 e	-	-	-	
	1	Scheme for the encouragement, strengthening and reinforcement of female entrepreneurship	0.7 e	0.7 e	-	-	-	6
	2	Scheme for the encouragement, strengthening and reinforcement of youth entrepreneurship	1.0 e	1.0 e	-	-	-	6
	11	Subsidy for self-employment of older workers	0.0	0.0	-	-	-	
	14	Self-employment scheme	0.0	0.0	-	-	-	
	17	Scheme for the establishment of small business units	0.0	0.0	-	-	-	
8		Out-of-work income maintenance and support	96.4	96.4	-	-	-	
8.1	21	Unemployment benefit	58.2	58.2	-	-	-	
8.4	20	Redundancy payment	38.2	38.2	-	-	-	

B.3.12 LMP expenditure by intervention and by type of action, 2006: Cyprus

Euro (millions)

eurostat	Category, intervention number and name						Notes
		15.1 Total	15.2 Transfers to individuals	15.3 Transfers to employers	15.4 Transfers to service providers	15.5 Not specified	
9	Early retirement	-	-	-	-	-	
1-9	Total LMP (categories 1-9)	110.9 e	104.6 e	0.3	6.0 e	-	
2-7	Total LMP measures (categories 2-7)	9.5 e	8.2 e	0.3	1.0 e	-	
8-9	Total LMP supports (categories 8-9)	96.4	96.4	-	-	-	

Key : Not available; n Not significant; - Not applicable or real zero or zero by default; 0 or 0.00 Less than half of the unit used; e Estimated value; s Eurostat estimate

- 1 Costs of individualised services cannot be separately identified and are included in the administration costs.
- 2 Includes ESF contribution.
- 3 Expenditure reported on a cash basis (not accruals).
- 4 Expenditure is reported on a cash basis, except for the small amount paid to employers, which is reported on an accruals basis.
- 5 Total costs (budget expenditure, not actual costs) of the Centre for the Vocational Rehabilitation of the Disabled, including the Boarding House that provides accommodation for clients who have trouble travelling each day and client transportation costs.
- 6 Payments to participants may be made up to three years after acceptance into the measure. Reported expenditure refers to the total amount approved for the measure and not the actual expenditure incurred.


B.3.13 LMP expenditure by intervention and by type of action, 2006: Latvia

Euro (millions)

eurostat		Category, intervention number and name	15.1 Total	15.2 Transfers to individuals	15.3 Transfers to employers	15.4 Transfers to service providers	15.5 Not specified	Notes
1		Labour market services	11.5 s	-	-	11.5 s	-	
	17	Administrative expenditure of the State Employment Agency	6.9	-	-	6.9	-	
1.1	1	Vocational counselling and career guidance	0.8 e	-	-	0.8 e	-	1
	2	Measures for promotion of competitiveness	2.4	-	-	2.4	-	2
	25	Psychological evaluation of the learning capacity of unemployed aimed at the acquisition of particular education programmes	0.0 s	-	-	0.0 s	-	
	31	Motivation programmes for social risk groups	0.9	-	-	0.9	-	2
	33	Consultation and training when setting up a business or becoming self-employed	0.5	-	-	0.5	-	2
2		Training	16.5	0.6 e	-	15.8	-	
2.1	3	Occupational training, re-training and raising of qualification of the unemployed	6.4	0.1 e	-	6.3	-	2
	4	Modular training	5.0	0.5 e	-	4.5	-	2
	23	Training for social risk groups including information and communication technology support for the disabled	5.0	-	-	5.0	-	2
3		Job rotation and job sharing	-	-	-	-	-	
4		Employment incentives	7.9	-	7.9 s	0.0 s	-	
4.1	14	Social enterprises for employment of the less competitive unemployed	0.1	-	0.1 s	0.0 s	-	
	24	Skill development for secondary school or secondary occupational school students during their summer holidays	1.0	-	1.0	-	-	
	26	Pilot project - Development of necessary working skills	0.3	-	0.3	-	-	2
	28	Subsidised employment for the target group unemployed	1.6	-	1.6	-	-	
	29	Work practice for young unemployed	2.2	-	2.2	-	-	2
	30	Subsidised work places for the unemployed from social risk groups	2.7	-	2.7	-	-	2
	35	Pupil orientation mentoring programme for acquisition of skills necessary in the field of agriculture	0.0	-	0.0	-	-	
5		Supported employment and rehabilitation	0.9	-	0.9 s	0.0 s	-	
5.1	27	Subsidised employment for unemployed with special needs	0.9	-	0.9 s	0.0 s	-	
5.2	34	The measure for job-seekers - persons with mental disabilities, who needs special support for Integration in Labour Market and Society	0.0	-	-	0.0	-	
6		Direct job creation	2.2	-	2.2	-	-	
	13	Paid temporary public works (PTPW)	2.2	-	2.2	-	-	
7		Start-up incentives	-	-	-	-	-	
8		Out-of-work income maintenance and support	48.4	48.4	-	-	-	
8.1	15	Full unemployment benefit	46.4	46.4	-	-	-	
8.5	16	Satisfaction of employees' claims from the employee claims guarantee fund	1.9	1.9	-	-	-	

B.3.13 LMP expenditure by intervention and by type of action, 2006: Latvia

Euro (millions)

 Category, intervention number and name	15.1 Total	15.2 Transfers to individuals	15.3 Transfers to employers	15.4 Transfers to service providers	15.5 Not specified	Notes
9 Early retirement	-	-	-	-	-	
1-9 Total LMP (categories 1-9)	87.4 s	49.0 e	11.0 s	27.4 s	-	
2-7 Total LMP measures (categories 2-7)	27.4	0.6 e	11.0 s	15.8 s	-	
8-9 Total LMP supports (categories 8-9)	48.4	48.4	-	-	-	

Key : Not available; n Not significant; - Not applicable or real zero or zero by default; 0 or 0.00 Less than half of the unit used; e Estimated value; s Eurostat estimate

1 Data refer to 2005.

2 Includes ESF contribution.

B.3.14 LMP expenditure by intervention and by type of action, 2006: Lithuania

Euro (millions)

eurostat		Category, intervention number and name	15.1 Total	15.2 Transfers to individuals	15.3 Transfers to employers	15.4 Transfers to service providers	15.5 Not specified	Notes
1		Labour market services	21.1	-	-	21.1	-	
1.1	7	Open Information System: "Find Information on your Own", Vocational Information Centres, Youth Job Centres, e-services, interactive counselling	1.0	-	-	1.0	-	
	8	Individual Employment Plans, assistance in finding jobs, employment mediation services	6.2	-	-	6.2	-	
	9	"Job clubs"	0.1	-	-	0.1	-	
	12	Vocational counselling services provided by the psychologists of the territorial labour market training and counselling offices	0.6	-	-	0.6	-	1
	17	EURES-Lithuania activity	0.1	-	-	0.1	-	
1.2	18	Administration of active labour market policy measures by Lithuanian Labour Exchange and territorial labour exchanges	5.4	-	-	5.4	-	1
	19	Administration of active labour market policy measures by Lithuanian Labour Market Training Authority and subordinated territorial services	0.7	-	-	0.7	-	1
	20	Administration of measures in categories 8-9	0.7	-	-	0.7	-	
	24	Other services/activities provided by PES	6.3	-	-	6.3	-	1
2		Training	16.8	6.9	-	10.0	-	
2.1	29	Non-formal Education of the Unemployed and of the Employees who have been given a Notice of Dismissal	0.2	0.1	-	0.1	-	1
2.3	1	Vocational training of the registered unemployed and the employees pending dismissal from work	16.0	6.6	-	9.4	-	1,2
	4	Unemployment prevention programme - preventative training	-	-	-	-	-	2
	10	Renewal of Occupational Knowledge and Practical Skills of the Long-term Unemployed	0.5	0.2	-	0.4	-	
	11	Vocational training and employment of persons released from places of imprisonment	0.1	0.1	-	0.1	-	
3		Job rotation and job sharing	0.0	-	0.0	-	-	
3.1	30	Job rotation	0.0	-	0.0	-	-	1
4		Employment incentives	13.6	-	13.6	-	-	
4.1	2	Support of social enterprises	2.9	-	2.9	-	-	1
	3	Local Employment Initiatives projects	1.9	-	1.9	-	-	
	6	Subsidised jobs	3.0	-	3.0	-	-	1
	13	Supported works	3.8	-	3.8	-	-	
	31	Promotion of work skills development	0.5	-	0.5	-	-	1,3
	32	Subsidised Employment	0.8	-	0.8	-	-	1,4
4.2	34	Subsidies for Job Creation	0.5	-	0.5	-	-	1
5		Supported employment and rehabilitation	0.8	0.1	0.3	0.4	-	
5.1	14	Subsidised jobs for the disabled	0.3	-	0.3	-	-	
	35	Subsidised Employment of the Disabled	-	-	-	-	-	1,4
5.2	28	Vocational (occupational) rehabilitation	0.5	0.1	-	0.4	-	
6		Direct job creation	11.2	0.0	11.2	-	-	
	5	Public works	11.2	0.0	11.2	-	-	1
7		Start-up incentives	0.0	0.0	-	-	-	
	15	Support for setting up of individual business (loans for the unemployed)	0.0	0.0	-	-	-	
	16	Training programme on business fundamentals	-	-	-	-	-	
	33	Support for self-employment	0.0	0.0	-	-	-	1

B.3.14 LMP expenditure by intervention and by type of action, 2006: Lithuania

Euro (millions)

eurostat		Category, intervention number and name	15.1 Total	15.2 Transfers to individuals	15.3 Transfers to employers	15.4 Transfers to service providers	15.5 Not specified	Notes
8		Out-of-work income maintenance and support	28.5	28.5	-	-	-	
8.1	21	Unemployment social insurance benefit	21.6	21.6	-	-	-	
8.5	22	Compensation from the Guarantee Fund	6.8	6.8	-	-	-	
9		Early retirement	1.3	1.3	-	-	-	
9.2	23	Pre-pension unemployment benefit	1.3	1.3	-	-	-	
1-9		Total LMP (categories 1-9)	93.3	36.8	25.1	31.4	-	
2-7		Total LMP measures (categories 2-7)	42.5	7.0	25.1	10.4	-	
8-9		Total LMP supports (categories 8-9)	29.7	29.7	-	-	-	

Key : Not available; :n Not significant; - Not applicable or real zero or zero by default; 0 or 0.00 Less than half of the unit used; e Estimated value; s Eurostat estimate

1 Includes ESF contribution.

2 Starting from 2006, information on expenditure and participants of LT-4 'Preventative training' are provided together with information for LT-1 'Vocational training'.

3 Compensation for expenses related to extra-equipment or a supervisor for instance (Reimbursements, item 15.3.3) are included in the expenditure reported as Periodic cash payments (item 15.3.1).

4 Expenditure of LT-35 'Subsidised employment of the disabled' is included in expenditure allocated to LT-32 'Subsidised employment'.


B.3.15 LMP expenditure by intervention and by type of action, 2006: Luxembourg

Euro (millions)

eurostat		Category, intervention number and name	15.1 Total	15.2 Transfers to individuals	15.3 Transfers to employers	15.4 Transfers to service providers	15.5 Not specified	Notes
1		Labour market services	18.7 e	-	-	18.7 e	-	
1.1	35	[Component] Labour Market Services (ADEM) - Placement and orientation services	5.5 e	-	-	5.5 e	-	
	35	[Component] Labour Market Services (ADEM) - Individual action plan	1.3 e	-	-	1.3 e	-	
1.2	35	[Component] Labour Market Services (ADEM) - Administration of LMP measures	3.9 e	-	-	3.9 e	-	
	35	[Component] Labour Market Services (ADEM) - Other services/activities	2.5 e	-	-	2.5 e	-	
	35	[Component] Labour Market Services (ADEM) - Administration of LMP support	1.8 e	-	-	1.8 e	-	
1Mixed	36	Labour market services (SNAS)	3.6	-	-	3.6	-	
2		Training	41.2	13.6	23.2	4.4	-	
2.1	11	Training for entering or re-entering the labour market	4.4	-	-	4.4	-	
	20	Vocational training and retraining measures for disabled workers	0.1	0.1	-	-	-	
2.2	24	Temporary auxiliary contract	21.2	-	21.2	-	-	
	25	Traineeship for insertion in enterprises	7.9	7.9	-	-	-	
2.3	26	Training course for vocational reintegration	5.6	5.6	-	-	-	
2.4	29	Apprenticeship for adults	2.0	-	2.0	-	-	
3		Job rotation and job sharing	-	-	-	-	-	
4		Employment incentives	67.9 e	46.1	21.8 e	-	-	
	3	Reemployment Bonus	29.5	29.5	-	-	-	
	13	Subsidies for the creation of jobs of socio-economic value	-	-	-	-	-	1
	21	Measures of professional (re)integration of disabled workers	15.7	-	15.7 e	-	-	
4.1	6	Aid for employing long-term and older unemployed	3.7	-	3.7	-	-	
	7	Mobility allowance	0.2	0.2	-	-	-	
	9	Income tax reduction for hiring unemployed people	2.5 e	-	2.5 e	-	-	
4.2	31	Compensatory benefit	16.4	16.4	-	-	-	
5		Supported employment and rehabilitation	3.0 e	1.9 e	1.1	0.1	-	
5.1	22	Adaptation of the workplace for disabled workers	0.0	-	0.0	-	-	
	23	Reimbursement of extra leave for disabled workers	0.9	-	0.9	-	-	
	27	Job creations for disabled workers	1.9 e	1.9 e	-	-	-	
	33	Wage participation	0.2	-	0.2	-	-	
5.2	32	Redeployment measures	0.1	-	-	0.1	-	
6		Direct job creation	20.4	17.8	2.6	-	-	
	2	Extraordinary works of general interest	2.6	-	2.6	-	-	
	10	Socially useful works	0.4	0.4	-	-	-	
	28	Pool of assistants	2.4	2.4	-	-	-	
	34	Temporary Compensated Appointment	15.1	15.1	-	-	-	
7		Start-up incentives	0.1	0.1	-	-	-	
	14	Subsidies for the creation of businesses by the unemployed	0.1	0.1	-	-	-	
8		Out-of-work income maintenance and support	141.8	127.2	14.6	-	-	
8.1	5	Unemployment benefits	120.4	120.4	-	-	-	2
8.2	1	Partial unemployment benefit	0.6	-	0.6	-	-	
	4	Compensation for unemployment due to technical reasons or bad weather	14.0	-	14.0	-	-	
8.5	8	Debt guarantee in case of employer closing down	6.8	6.8	-	-	-	

B.3.15 LMP expenditure by intervention and by type of action, 2006: Luxembourg

Euro (millions)

 Category, intervention number and name		15.1 Total	15.2 Transfers to individuals	15.3 Transfers to employers	15.4 Transfers to service providers	15.5 Not specified	Notes
9	Early retirement	58.9	58.9	-	-	-	
9.1	19 Early retirement	58.9	58.9	-	-	-	
1-9	Total LMP (categories 1-9)	352.1 e	265.6 e	63.3 e	23.2 e	-	
2-7	Total LMP measures (categories 2-7)	132.7 e	79.5 e	48.7 e	4.5	-	
8-9	Total LMP supports (categories 8-9)	200.7	186.1	14.6	-	-	

Key : Not available; :n Not significant; - Not applicable or real zero or zero by default; 0 or 0.00 Less than half of the unit used; e Estimated value; s Eurostat estimate

1 Intervention not applied in 2006.

2 Includes social contributions paid on behalf of the beneficiaries.

B.3.16 LMP expenditure by intervention and by type of action, 2006: Hungary

Euro (millions)

eurostat		Category, intervention number and name	15.1 Total	15.2 Transfers to individuals	15.3 Transfers to employers	15.4 Transfers to service providers	15.5 Not specified	Notes
1		Labour market services	81.7	0.7	81.0	-	-	
	1	Labour Market Service	81.0	-	81.0	-	-	
1.1	7	Subsidies for mitigating the impact of collective redundancies	0.0	-	0.0	-	-	
	20	Reimbursement of expenses	0.7	0.7	-	-	-	
2		Training	55.2	41.0	14.2	-	-	
2.1	3	Training for unemployed	41.0	41.0	-	-	-	1
	4	Training for employed persons	14.2	-	14.2	-	-	
3		Job rotation and job sharing	-	-	-	-	-	
4		Employment incentives	73.3	-	73.3	-	-	
4.1	5	Creation of new jobs and maintenance of existing jobs	8.8	-	8.8	-	-	
	6	Part-time employment	0.9	-	0.9	-	-	
	10	Assistance for employment of disabled workers	5.9	-	5.9	-	-	
	11	Creation of new jobs (temporary contracts)	23.1	-	23.1	-	-	2
	13	Work experience for persons entering the labour market	24.0	-	24.0	-	-	
	14	Assumption of employment-related contributions	5.1	-	5.1	-	-	
	15	Support for the employment of unemployed entrants	0.2	-	0.2	-	-	
	22	Transportation of persons in group	0.1	-	0.1	-	-	
	23	Support for long-distance travel costs	0.5	-	0.5	-	-	
	24	Support of housing	0.0	-	0.0	-	-	
	25	Recruitment incentives	0.0	-	0.0	-	-	
4.2	8	Maintenance of existing job	4.7	-	4.7	-	-	
5		Supported employment and rehabilitation	-	-	-	-	-	
6		Direct job creation	42.0	-	42.0	-	-	
	12	Support for community service work	42.0	-	42.0	-	-	
7		Start-up incentives	2.7	2.7	-	-	-	
	16	Assistance for unemployed persons to become entrepreneurs	1.6	1.6	-	-	-	3
	17	Assistance for self-employment	1.1	1.1	-	-	-	
8		Out-of-work income maintenance and support	314.5	314.5	-	-	-	
8.1	18	Unemployment benefit	288.7	288.7	-	-	-	4
	21	Incentive benefits provided to job seekers	25.8	25.8	-	-	-	5
	29	Job-seekers' Benefits	-	-	-	-	-	4
	30	Entrepreneurial Benefits	-	-	-	-	-	4
	31	Job-seekers' Allowance	-	-	-	-	-	4
9		Early retirement	6.4	6.4	-	-	-	
9.2	19	Unemployment aid prior to retirement	6.4	6.4	-	-	-	5
1-9		Total LMP (categories 1-9)	575.8	365.3	210.5	-	-	
2-7		Total LMP measures (categories 2-7)	173.2	43.7	129.5	-	-	
8-9		Total LMP supports (categories 8-9)	320.9	320.9	-	-	-	

Key : Not available; :n Not significant; - Not applicable or real zero or zero by default; 0 or 0.00 Less than half of the unit used; e Estimated value; s Eurostat estimate

1 Includes amounts spent on training for disabled persons (old intervention HU-26).

2 Includes subsidies for the employment of disabled workers (old intervention HU-9).

3 Includes start-up incentives for disabled persons (old intervention HU-27).

4 Expenditure for the old (HU-18) and new (HU-29,30 and 31) unemployment benefit systems are reported as a single entry under HU-18.

5 Intervention coming to an end.

B.3.17 LMP expenditure by intervention and by type of action, 2006: Malta

Euro (millions)

eurostat		Category, intervention number and name	15.1 Total	15.2 Transfers to individuals	15.3 Transfers to employers	15.4 Transfers to service providers	15.5 Not specified	Notes
1		Labour market services	4.2	-	-	4.2	-	
	24	General PES	4.2	-	-	4.2	-	1
2		Training	1.8 e	- e	0.1	0.8	0.9	
2.1	12	[Component] Training and Employment Exposure Scheme (TEES) - Training component	0.9 e	-	:	:	0.9	2,3
	17	Training courses provided by ETC	0.6	-	-	0.6	-	3
	19	Training Provided by Specialised Organisations	0.1	-	-	0.1	-	
2.2	8	Bridging the Gap (BTG)	- e	- e	-	-	-	4
2.3	9	Traineeship scheme	0.1	-	0.1	-	-	
2.4	23	Apprenticeship schemes (ESTS or TAS)	- e	- e	-	-	-	1
3		Job rotation and job sharing	-	-	-	-	-	
4		Employment incentives	1.5 e	0.1	0.4 e	-	0.9	
4.1	1	Job Experience Scheme (JES)	0.1	0.1	-	-	-	
	2	Work Start Scheme (WSS)	0.0	0.0	-	-	-	
	4	Employment Training Placement Scheme (ETPS)	0.2	-	0.2	-	-	
	5	Redeployment Scheme (RS)	0.1 e	-	0.1 e	-	-	3,5
	6	Youth employment scheme (YES)	0.1	-	0.1	-	-	
	10	Supported Employment Scheme (SES)	0.1	-	0.1	:	-	3,4
	12	[Component] Training and Employment Exposure Scheme (TEES) - Employment component	0.9 e	-	:	:	0.9	2,3
5		Supported employment and rehabilitation	-	-	-	-	-	
6		Direct job creation	0.2	0.2	-	-	-	
	3	Active Youth Scheme (AYS)	0.2	0.2	-	-	-	
7		Start-up incentives	0.0	0.0	-	-	-	
	27	Start up incentive scheme (INT)	0.0	0.0	-	-	-	
8		Out-of-work income maintenance and support	20.7	20.7	-	-	-	
8.1	28	Unemployment benefit	2.8	2.8	-	-	-	
	29	Unemployment assistance	17.9	17.9	-	-	-	
9		Early retirement	-	-	-	-	-	
1-9		Total LMP (categories 1-9)	28.3 e	21.0 e	0.5 e	5.0	1.8	
2-7		Total LMP measures (categories 2-7)	3.4 e	0.3 e	0.5 e	0.8	1.8	
8-9		Total LMP supports (categories 8-9)	20.7	20.7	-	-	-	

Key : Not available; :n Not significant; - Not applicable or real zero or zero by default; 0 or 0.00 Less than half of the unit used; e Estimated value; s Eurostat estimate

- 1 Expenditure for MT-24, which covers the costs of the Employment and Training Corporation (ETC), includes expenditure on apprenticeship schemes reported in MT-23.
- 2 The breakdown of expenditure between the training and employment components of TEES is not known but the duration of each part is the same so the costs are split equally.
- 3 Includes ESF contribution.
- 4 Expenditure for Supported Employment Scheme (MT-10) includes the costs of Bridging the Cap (MT-8).
- 5 Partial data - ESF funding not included.

B.3.18 LMP expenditure by intervention and by type of action, 2006: Netherlands

Euro (millions)

eurostat		Category, intervention number and name	15.1 Total	15.2 Transfers to individuals	15.3 Transfers to employers	15.4 Transfers to service providers	15.5 Not specified	Notes
1		Labour market services	2,509.4 e	-	-	2,509.4 e	-	
	39	CWI - Centres for Work and Income	391.2	-	-	391.2	-	
1.1	52	[Component] Reintegration budget UWV regarding WW- recipients - Individual case-management	143.1 e	-	-	143.1 e	-	
	53	[Component] Case-management municipalities (Agenda for the Future) - Individual case-management	13.3 e	-	-	13.3 e	-	1
	54	[Component] Minority-targeted LMP (Stimulation labour participation) - Individual case-management	11.1 e	-	-	11.1 e	-	
	64	[Component] Flexible reintegration budget municipalities - Individual case-management	880.6	-	-	880.6	-	
1.2	46	[Component] Administration of passive measures (cat. 8- 9) - WW	521.3	-	-	521.3	-	2
	46	[Component] Administration of passive measures (cat. 8- 9) - TW	2.8	-	-	2.8	-	2
	46	[Component] Administration of passive measures (cat. 8- 9) - WRO	239.6	-	-	239.6	-	2
	46	[Component] Administration of passive measures (cat. 8- 9) - Abw/loaw/loaz	283.0	-	-	283.0	-	2
	47	Enforcement of WWB, IOAW, IOAZ and TW	14.8	-	-	14.8	-	
	48	IT support (Suwinet, BKWI)	8.6	-	-	8.6	-	
2		Training	693.6 e	285.5	217.0 e	191.1 e	-	
	31	[Component] WW - Unemployment insurance - Unemployment benefits during training (UBdt)	82.4	82.4	-	-	-	
	33	[Component] Abw/WWB - National assistance benefit (IOAW and IOAZ included) - Training	203.1	203.1	-	-	-	
	56	[Component] ESF - Equal (for unemployed) - Publicly financed training for unemployed/inactive	10.5	-	-	10.5	-	3
2.1	50	Practically-oriented training for unemployed (Praktijkscholing HVS)	1.9	-	-	1.9	-	1
	53	[Component] Case-management municipalities (Agenda for the Future) - Training	1.5 e	-	-	1.5 e	-	1
	64	[Component] Flexible reintegration budget municipalities - Training	97.8	-	-	97.8	-	
2.2	40	SVWW - Stimulation of fulfilling vacancies by unemployed and employed at risk	11.3	-	-	11.3	-	
2.3	51	[Component] ESF-3 - Training for unemployed/inactive	50.1	-	-	50.1	-	3
	52	[Component] Reintegration budget UWV regarding WW- recipients - Training	15.2 e	-	-	15.2 e	-	
	54	[Component] Minority-targeted LMP (Stimulation labour participation) - Training	2.8 e	-	-	2.8 e	-	
2.4	1	[Component] WVA - Act on reduction of employers tax and social security contributions - VO (apprentices)	217.0	-	217.0 e	-	-	4
3		Job rotation and job sharing	-	-	-	-	-	
4		Employment incentives	685.2	-	32.9 e	652.3	-	
4.1	1	[Component] WVA - Act on reduction of employers tax and social security contributions - VLW (LTU)	19.0	-	19.0 e	-	-	4
	14	RSP - Regulation on employment in domestic services	5.4	-	5.4	-	-	
	60	Temporary measure for transforming ID-jobs into regular jobs	8.6	-	8.6	-	-	1
	64	[Component] Flexible reintegration budget municipalities - Wage cost subsidy	652.3	-	-	652.3	-	

B.3.18 LMP expenditure by intervention and by type of action, 2006: Netherlands

Euro (millions)

eurostat		Category, intervention number and name	15.1 Total	15.2 Transfers to individuals	15.3 Transfers to employers	15.4 Transfers to service providers	15.5 Not specified	Notes
5		Supported employment and rehabilitation	2,606.3	-	18.0 e	2,588.3 e	-	
	59	Act on the (re)integration in employment of the occupationally disabled (REA)	414.0	-	18.0 e	396.0 e	-	
5.1	6	WSW - Sheltered employment act	2,192.3	-	-	2,192.3	-	
6		Direct job creation	-	-	-	-	-	
7		Start-up incentives	-	-	-	-	-	
8		Out-of-work income maintenance and support	7,826.1	7,826.1	-	-	-	
8.1	31	[Component] WW - Unemployment insurance - WW - Unemployment insurance	3,445.1	3,445.1	-	-	-	
	32	TW - Supplementary benefits	95.5	95.5	-	-	-	5
	33	[Component] Abw/WWB - National assistance benefit (IOAW and IOAZ included) - Abw/WWB	4,284.0	4,284.0	-	-	-	
	61	Unemployment benefits former civil servants (WRO)	1.3	1.3	-	-	-	6
9		Early retirement	-	-	-	-	-	
1-9		Total LMP (categories 1-9)	14,320.5 e	8,111.6	267.9 e	5,941.0 e	-	
2-7		Total LMP measures (categories 2-7)	3,985.1 e	285.5	267.9 e	3,431.6 e	-	
8-9		Total LMP supports (categories 8-9)	7,826.1	7,826.1	-	-	-	

Key : Not available; :n Not significant; - Not applicable or real zero or zero by default; 0 or 0.00 Less than half of the unit used; e Estimated value; s Eurostat estimate

1 Intervention coming to an end.

2 Data related to TW Supplementary benefits are restricted to administration costs related to TW recipients already benefiting from WW benefits.

3 Includes ESF contribution.

4 The VLW component (category 4.1) of this intervention is coming to an end.

5 Expenditure restricted to unemployed people already receiving unemployment benefits (NL-31 WW).

6 Since 2001, new unemployed civil servants receive the standard WW-scheme (NL-31) instead of the WRO-benefit

B.3.19 LMP expenditure by intervention and by type of action, 2006: Austria

Euro (millions)

eurostat		Category, intervention number and name	15.1 Total	15.2 Transfers to individuals	15.3 Transfers to employers	15.4 Transfers to service providers	15.5 Not specified	Notes
1		Labour market services	451.7	0.7	: n	451.0	-	
1.1	16	Counselling for job seekers and enterprises	44.4	-	-	44.4	-	1
	28	Interview allowance	0.7	0.7	-	-	-	
	34	Work adjustment backup system and job assistance for the disabled	30.3	-	-	30.3	-	1
	54	[Component] Counselling and support of employment seekers & services for employers (PES) - Information services	123.6	-	-	123.6	-	
	54	[Component] Counselling and support of employment seekers & services for employers (PES) - Individual case-management	: n	-	-	: n	-	
1.2	55	Administration of unemployment insurance services	58.0	-	-	58.0	-	
	56	Administration of foreign labour legislation	11.6	-	-	11.6	-	
	57	General overhead services of the PES (staff costs)	23.0	-	-	23.0	-	
	58	Programme EQUAL /ESF	34.3	-	: n	34.3	-	1
	59	Administration costs of the Territorial Employment Pacts (TEP)	2.2	-	-	2.2	-	1
	62	Non-staff costs of PES administration	123.7	-	-	123.7	-	
2		Training	1,031.9 e	586.3	89.5	327.5 e	28.7	
	18	[Component] Employment foundations - Training and guidance	69.8 e	68.4	-	1.5 e	-	2,3
2.1	7	Promotion of occupational mobility - course cost and course related cost	78.4	78.4	-	-	-	
	8	Promotion of occupational mobility - living allowance	430.1	430.1	-	-	-	3
	9	Unemployment benefit (ALG) for training after parental leave	0.0	0.0	-	-	-	3
	12	Support for training in institutions	271.4	-	-	271.4	-	1
	25	[Component] Further training allowance - Institutional training	9.5	9.5	-	-	-	3,4
2.2	13	Support for training in enterprises - support persons in enterprises for training measures (support of qualification for employees)	35.8	-	35.8	-	-	1
	35	Vocational training for the disabled	28.7	:	:	-	28.7	1
2.4	11	Promotion of apprenticeship training and vocational training	53.6	-	53.6	-	-	
	32	JASG training courses	54.6	: n	-	54.6	-	1
3		Job rotation and job sharing	0.3	: n	0.3	-	-	
3.1	25	[Component] Further training allowance - Job rotation	: n	: n	-	-	-	3,4
	26	Solidarity premium model (SOL)	0.2	-	0.2	-	-	
3.2	63	Promoted job sharing during part-time parental leave	0.0	-	0.0	-	-	
4		Employment incentives	141.8	8.8	132.9	: n	-	
4.1	5	Promotion of regional mobility and entry into employment - travel allowance	2.3	2.3	-	-	-	
	6	Promotion of regional mobility and entry into employment - childcare allowance	6.1	6.1	-	-	-	
	15	Integration subsidy (EB)	97.0	0.4	96.7	-	-	1
4.2	19	Promotion of investment and restructuring	11.2	-	11.2	: n	-	
	30	Bonus/malus system within the scope of unemployment insurance	25.0	-	25.0	-	-	
5		Supported employment and rehabilitation	91.9	-	28.0	-	63.9	
5.1	37	Support for employment of the disabled through the BSBs	63.9	:	:	-	63.9	1
	44	Integration enterprises (BSB)	28.0	-	28.0	-	-	

B.3.19 LMP expenditure by intervention and by type of action, 2006: Austria

Euro (millions)

eurostat		Category, intervention number and name	15.1 Total	15.2 Transfers to individuals	15.3 Transfers to employers	15.4 Transfers to service providers	15.5 Not specified	Notes
6		Direct job creation	113.9	-	113.9	-	-	
	14	Socio-economic enterprises (SÖB) and non-profit employment projects (GBP)	111.0	-	111.0	-	-	1
	27	Childcare institutions	2.9	-	2.9	-	-	
7		Start-up incentives	13.4	13.4	-	: n	-	
	17	Business start-up programme (UGP+GB)	13.4	13.4	-	-	-	1
	18	[Component] Employment foundations - Support for business start-ups	: n	: n	-	: n	-	2,3
8		Out-of-work income maintenance and support	2,941.5	2,916.1	25.3	-	-	
8.1	1	Unemployment benefit	1,585.6	1,585.6	-	-	-	3
	2	Unemployment assistance	1,008.8	1,008.8	-	-	-	3
8.2	20	Short-time working allowance	0.8	-	0.8	-	-	
	21	Bad weather compensation (Builders' Holiday and Severance Payments Fund)	24.5	-	24.5	-	-	
8.5	33	Insolvency-bankruptcy compensation	321.7	321.7	-	-	-	3
9		Early retirement	651.1	195.3	455.9	-	-	
9.2	3	Transfer benefits to facilitate transition into retirement - Special support (SUG)	40.1	40.1	-	-	-	3
	4	Pension advances	61.4	61.4	-	-	-	3
	49	Part-time pay/support for older workers	455.9	-	455.9	-	-	
	64	Transition benefit	93.8	93.8	-	-	-	3
1-9		Total LMP (categories 1-9)	5,437.5 e	3,720.6	845.8	778.6 e	92.5	
2-7		Total LMP measures (categories 2-7)	1,393.2 e	608.5	364.7	327.5 e	92.5	
8-9		Total LMP supports (categories 8-9)	3,592.6	3,111.4	481.2	-	-	

Key : Not available; :n Not significant; - Not applicable or real zero or zero by default; 0 or 0.00 Less than half of the unit used; e Estimated value; s Eurostat estimate

1 Includes ESF contribution.

2 Mixed measure (categories 2 and 7) - all expenditure is allocated to training, which is the most important component.

3 Includes social contributions credited on behalf of beneficiaries.

4 Mixed measure (categories 2 and 3) - all expenditure is allocated to training, which is the most important component.

B.3.20 LMP expenditure by intervention and by type of action, 2006: Poland

Euro (millions)

eurostat		Category, intervention number and name	15.1 Total	15.2 Transfers to individuals	15.3 Transfers to employers	15.4 Transfers to service providers	15.5 Not specified	Notes
1		Labour market services	255.1 e	5.2	-	249.9 e	-	
	40	Services provided by local PES	245.5 e	-	-	245.5 e	-	
1.1	22	Job clubs - Training in job-search skills	0.3 e	-	-	0.3 e	-	
	23	Job clubs - Activation tutorials	1.7 e	-	-	1.7 e	-	1
	24	Vocational counselling (guidance)	2.4 e	-	-	2.4 e	-	
	25	Financing of travel costs	5.2	5.2	-	-	-	2
	26	Financing of accommodation costs	-	-	-	-	-	2
2		Training	274.9	233.1	0.4	41.3	-	
2.1	3	Vocational training organized by Local (powiat) Labour Office	1.3	-	-	1.3	-	3
	4	Vocational training organised by employers	0.0	-	0.0	-	-	3
	21	Training	48.2	8.2	-	40.0	-	4
	42	The expenses return on labour market's instruments and services dedicated to unemployed and job-seeking disabled.	0.4	-	0.4	-	-	
2.2	17	Vocational training in the workplace	51.6	51.6	-	-	-	4
	29	Refund of costs of specialist training for workers threatened by lay-offs for reasons relating to place of work	: n	-	: n	-	-	
2.3	30	Scholarship for continuing education	1.7	1.7	-	-	-	4
2.4	13	JUNIOR - vocational activation programme for disabled school-leavers	0.3	0.3	:	-	-	3
	16	Apprenticeship	171.4	171.4	-	-	-	4
3		Job rotation and job sharing	: n	-	: n	-	-	
3.1	28	Replacement work	: n	-	: n	-	-	
4		Employment incentives	131.8	10.0	121.8	-	-	
4.1	1	Adaptation of the workplace for persons with disability	1.3	-	1.3	-	-	3
	15	Interventional jobs	56.2	-	56.2	-	-	
	20	Refund of costs of equipment and additional equipment of the workplace for the placed unemployed person	24.8	-	24.8	-	-	
	27	Activation allowances	9.9	9.9	-	-	-	
	31	Support of employment in households	: n	-	: n	-	-	
	32	Refund of social insurance contributions	0.3	-	0.3	-	-	
	33	Co-financing the costs of care for children or dependants	0.1	0.1	-	-	-	4
4.2	11	Wage subsidies for disabled workers	39.2	-	39.2	-	-	4
5		Supported employment and rehabilitation	425.8	-	425.8	-	-	
5.1	2	Reimbursement of cost of remuneration of employee assisting the disabled worker	0.0	-	0.0	-	-	3
	6	Support for employers running SWE - refund of training costs related to a change in the production process	-	-	-	-	-	5
	7	Support for employers running SWE - one-off loan for the protection of existing workplaces for disabled persons	2.8	-	2.8	-	-	3
	9	Co-financing the social insurance contributions of disabled workers	101.5	-	101.5	-	-	3
	10	Support for employers running SWE - co-financing up to 50% of interest due on bank loans	1.0	-	1.0	-	-	3
	12	Wage subsidies for disabled workers in SWE	310.0	-	310.0	-	-	
	14	People with disabilities in the public service	1.3	-	1.3	-	-	3
5.2	8	Reimbursement of costs of creating and operating the occupational activity enterprises	9.2	-	9.2	-	-	3
6		Direct job creation	43.6	-	43.6	-	-	
	18	Public works	37.1	-	37.1	-	-	
	34	Socially useful work	6.4	-	6.4	-	-	

B.3.20 LMP expenditure by intervention and by type of action, 2006: Poland

Euro (millions)

eurostat		Category, intervention number and name	15.1 Total	15.2 Transfers to individuals	15.3 Transfers to employers	15.4 Transfers to service providers	15.5 Not specified	Notes
7		Start-up incentives	100.2	100.2	-	-	-	
	5	Support for starting or running a business	4.0	4.0	-	-	-	3
	19	Grant for the unemployed starting economic activity	96.2	96.2	-	-	-	
8		Out-of-work income maintenance and support	707.2	707.2	-	-	-	
8.1	35	Benefits for unemployed	707.2	707.2	-	-	-	
8.5	41	Bankruptcy compensation	: n	: n	-	-	-	
9		Early retirement	1,227.3	1,227.3	-	-	-	
9.2	36	Pre-retirement benefits	471.2	471.2	-	-	-	3
	37	Pre-retirement allowances	756.1	756.1	-	-	-	3
1-9		Total LMP (categories 1-9)	3,165.9 e	2,283.1	591.6	291.2 e	-	
2-7		Total LMP measures (categories 2-7)	976.3	343.4	591.6	41.3	-	
8-9		Total LMP supports (categories 8-9)	1,934.5	1,934.5	-	-	-	

Key : Not available; : n Not significant; - Not applicable or real zero or zero by default; 0 or 0.00 Less than half of the unit used; e Estimated value; s Eurostat estimate

- 1 Transfers to individuals are included in PL-35 (category 8).
- 2 Expenditure of PL-26 is included in PL-25.
- 3 Expenditure reported on a cash basis.
- 4 Includes ESF contribution.
- 5 Intervention not applied in 2006.

B.3.21 LMP expenditure by intervention and by type of action, 2006: Portugal

Euro (millions)

eurostat		Category, intervention number and name	15.1 Total	15.2 Transfers to individuals	15.3 Transfers to employers	15.4 Transfers to service providers	15.5 Not specified	Notes
1		Labour market services	198.3	-	-	198.3	-	
1.1	95	[Component] Public employment services - Individual case management	34.3	-	-	34.3	-	
	95	[Component] Public employment services - Information services	20.0	-	-	20.0	-	
1.2	95	[Component] Public employment services - Administration of unemployment benefits	0.0	-	-	0.0	-	
	95	[Component] Public employment services - Administration of active measures	143.9	-	-	143.9	-	
	95	[Component] Public employment services - Other services/activities	0.0	-	-	0.0	-	
2		Training	389.3	211.2	109.1	69.0	-	
	96	[Component] Integration enterprises - Training	1.2	0.1	1.1	0.0	-	1
	99	PROFIJ - Training programme for the integration of youngsters (Azores)	1.3	-	-	1.3	-	1
2.1	14	Training grants for workers	0.9	0.9	-	-	-	1
	63	Initial training (excluding apprenticeship)	28.5	17.1	-	11.4	-	1
	64	Training for unemployed	83.2	61.3	-	21.9	-	1
	67	Special training for disadvantaged groups	54.1	21.4	1.1	31.6	-	1
	115	Vocational training for young and adults	55.2	55.1	-	0.1	-	1
	133	Support to handicraft and activities related to natural/cultural/urban heritage	3.0	-	3.0	-	-	1,2
	134	[Component] Life and Work Programme - Intervention for vocational training and employment	0.9	:	:	0.9	-	1,3
2.2	22	Practical vocational training	54.4	1.3	53.1	0.0	-	1
	98	Placement programme (Azores)	1.8	1.8	-	-	-	1
	127	[Component] Life and Work Programme (Madeira) - Socio-professional integration training period	0.0	0.0	0.0	-	-	1
	132	Training/Employment (Madeira)	0.3	0.2	0.1	0.0	-	1
	134	[Component] Life and Work Programme - Practical vocational training aiming at socio-professional integration	1.7	:	1.7	:	-	1,3
2.3	127	[Component] Life and Work Programme (Madeira) - Theoretical-practical training	-	-	-	-	-	1
2.4	7	Apprenticeship training for young people	102.9	52.0	49.2	1.8	-	1
3		Job rotation and job sharing	0.0	-	0.0	-	-	
3.1	116	Employment-training rotation program	0.0	-	0.0	-	-	


B.3.21 LMP expenditure by intervention and by type of action, 2006: Portugal

Euro (millions)

eurostat		Category, intervention number and name	15.1 Total	15.2 Transfers to individuals	15.3 Transfers to employers	15.4 Transfers to service providers	15.5 Not specified	Notes
4		Employment incentives	204.8	63.9	140.9	-	-	
	68	Promotion of socio-professional integration of disabled	2.8	-	2.8	-	-	1
	96	[Component] Integration enterprises - Integration premiums	12.7	:	12.7	:	-	1
	122	Social employment market (Azores)	0.1	-	0.1	-	-	1
4.1	23	Subsidies for permanent employment contracts	6.2	-	6.2	-	-	1
	24	Local employment initiatives - ILE	63.9	63.9	-	-	-	1
	29	Job creation for young people through exemptions or reductions from compulsory social security contributions	94.6	-	94.6	-	-	
	31	Reduction of social security contributions to facilitate vocational integration of disabled persons	4.3	-	4.3	-	-	
	37	Exemption or reduction from social security contributions to promote recruitment of long-term unemployed	16.2	-	16.2	-	-	
	125	Integration premium	1.0	-	1.0	-	-	1
	127	[Component] Life and Work Programme (Madeira) - Socio-professional integration premium	-	-	-	-	-	1
	127	[Component] Life and Work Programme (Madeira) - Employment support	0.0	-	0.0	-	-	1
	131	Stabilize (Azores)	0.8	-	0.8	-	-	
	134	[Component] Life and Work Programme - Premium for socio-vocational integration	0.2	:	0.2	:	-	1,3
	134	[Component] Life and Work Programme - Employment incentive	2.0	:	2.0	:	-	1,3
5		Supported employment and rehabilitation	57.2	0.2	1.8	55.2	-	
5.1	33	Sheltered employment	1.8	-	1.8	-	-	1
5.2	34	Vocational preparation schemes for disabled persons	55.2	-	-	55.2	-	1
	84	Training and occupational integration of young people and adults with disabilities (Madeira)	0.2	0.2	-	-	-	1
6		Direct job creation	45.2	44.9	0.1	0.1	-	
	3	Employment scheme for persons in receipt of unemployment benefits	29.9	29.9	-	-	-	1
	4	Employment scheme for unemployed persons in need	13.4	13.4	-	-	-	1
	86	Programme for temporary placement of those receiving unemployment benefit (Azores)	0.0	-	0.0	-	-	1
	97	INTEGRA - Programme for adult integration (Azores)	0.1	-	0.1	-	-	1
	114	Social employment scheme for the unemployed - PROSA (Azores)	1.0	1.0	-	-	-	
	128	Occupational programme for the unemployed (Madeira)	0.7	0.6	-	0.1	-	1
7		Start-up incentives	3.8	3.8	-	-	-	
	25	Subsidies for creation of self-employed	3.6	3.6	-	-	-	1
	26	Support for entry into self-employment - ACPE (Madeira)	0.0	0.0	-	-	-	1
	69	Self-employment for disabled	0.1	0.1	-	-	-	1
	134	[Component] Life and Work Programme - Incentives for self-employment	0.0	0.0	:	:	-	1,3
8		Out-of-work income maintenance and support	1,737.0	1,737.0	-	-	-	
8.1	75	Unemployment subsidy	1,383.6	1,383.6	-	-	-	
	76	Unemployment assistance	305.8	305.8	-	-	-	
8.2	1	Short-time working or temporary suspension of employment	0.9	0.9	-	-	-	
8.3	104	Partial unemployment benefit	6.5	6.5	-	-	-	
8.5	61	Payment of backdated earnings from bankrupt or insolvent firms	40.1	40.1	-	-	-	

B.3.21 LMP expenditure by intervention and by type of action, 2006: Portugal

Euro (millions)

		Category, intervention number and name	15.1 Total	15.2 Transfers to individuals	15.3 Transfers to employers	15.4 Transfers to service providers	15.5 Not specified	Notes
9		Early retirement	226.6	226.6	-	-	-	
9.2	41	Early retirement for the elderly unemployed	192.7	192.7	-	-	-	
	44	Early retirement agreements between workers and employers	33.9	33.9	-	-	-	
1-9		Total LMP (categories 1-9)	2,862.2	2,287.6	252.0	322.6	-	
2-7		Total LMP measures (categories 2-7)	700.3	323.9	252.0	124.3	-	
8-9		Total LMP supports (categories 8-9)	1,963.7	1,963.7	-	-	-	

Key : Not available; :n Not significant; - Not applicable or real zero or zero by default; 0 or 0.00 Less than half of the unit used; e Estimated value; s Eurostat estimate

1 Includes ESF contribution.

2 Intervention coming to an end.

3 Mixed intervention regrouping the "Programa Vida Emprego" measures (old PT-103, 105, 106, 107 and 108).

B.3.22 LMP expenditure by intervention and by type of action, 2006: Romania

Euro (millions)

eurostat		Category, intervention number and name	15.1 Total	15.2 Transfers to individuals	15.3 Transfers to employers	15.4 Transfers to service providers	15.5 Not specified	Notes
1		Labour market services	40.8 e	-	0.0	40.8 e	-	
1.1	3	Information and counselling services provided by ANOFM to employees at risk of losing their job	0.0	-	-	0.0	-	
	5	Information and professional counselling for registered jobseekers	0.3	-	-	0.3	-	
	6	Labour mediation	0.0	-	0.0	0.0	-	
	31	Administration cost for labour market services	0.0 e	-	-	0.0 e	-	
1.2	29	Administration cost for active measures	10.7 e	-	-	10.7 e	-	
	30	Administration cost for passive measures	29.7 e	-	-	29.7 e	-	
2		Training	17.0	9.8	-	7.2	-	
2.1	4	Training services prior to dismissal	-	-	-	-	-	
	7	Training for registered unemployed	16.6	9.8	-	6.8	-	
	35	Training for offenders	0.2	-	-	0.2	-	
2.3	40	Re-qualification and specialisation of the at risk employees	0.2	-	-	0.2	-	
3		Job rotation and job sharing	-	-	-	-	-	
4		Employment incentives	52.7	5.6	40.4	6.7	-	
4.1	10	Credits for entrepreneurs aimed at creating new jobs for unemployed persons	6.7	-	0.0	6.7	-	
	11	Income top-up for unemployed persons finding work before the expiry of the unemployment benefit period	3.5	3.5	-	-	-	
	12	Installation allowance	0.4	0.4	-	-	-	
	13	Relocation allowance	1.2	1.2	-	-	-	
	14	Subsidies for graduate recruitment	18.1	-	18.1	-	-	
	15	Subsidies for creating jobs for graduates from the medical sector	0.2	-	0.2	-	-	
	16	Subsidies for creating jobs for disabled graduates	0.0	-	0.0	-	-	
	18	Subsidies for employers taking on registered unemployed	20.5	-	20.5	-	-	
	19	Subsidies for the recruitment of disabled persons	0.1	-	0.1	-	-	
	21	Incentives for employers taking on registered unemployed	0.7	-	0.7	-	-	
	36	Subsidies for unemployed approaching pension age	0.8	-	0.8	-	-	
	41	Income completion for graduates	0.0	0.0	-	-	-	
	42	Installation allowance for graduates	0.4	0.4	-	-	-	
4.2	26	Other measures for young people with difficulties and at risk of professional exclusion	-	-	-	-	-	1
5		Supported employment and rehabilitation	-	-	-	-	-	
6		Direct job creation	33.2	-	25.8	7.3	-	
	20	Temporary employment	31.0	-	23.7	7.3	-	
	25	Solidarity contracts for young people with difficulties and at risk of professional exclusion	2.2	-	2.2	-	-	
7		Start-up incentives	0.8	0.0	-	0.6	0.2	
	8	Counselling for business start-up	0.8	-	-	0.6	0.2	
	9	Credits for unemployed entrepreneurs aimed at creating new jobs for other unemployed persons	0.0	0.0	-	-	-	
	24	Support for business start-up by students	-	-	-	-	-	1

B.3.22 LMP expenditure by intervention and by type of action, 2006: Romania

Euro (millions)

eurostat		Category, intervention number and name	15.1 Total	15.2 Transfers to individuals	15.3 Transfers to employers	15.4 Transfers to service providers	15.5 Not specified	Notes
8		Out-of-work income maintenance and support	270.8	270.8	-	-	-	
8.1	2	[Component] Unemployment indemnity 2 - indemnity (50%)	10.6	10.6	-	-	-	
	2	[Component] Unemployment indemnity 2 - indemnity (75%)	162.8	162.8	-	-	-	
	22	Support in case of restructuring in the defence sector or state owned companies	84.3	84.3	-	-	-	
8.4	23	Compensation in case of restructuring of state owned companies and collective lay offs	13.1	13.1	-	-	-	
9		Early retirement	-	-	-	-	-	
1-9		Total LMP (categories 1-9)	415.3 e	286.2	66.2	62.6 e	0.2	
2-7		Total LMP measures (categories 2-7)	103.7	15.4	66.2	21.8	0.2	
8-9		Total LMP supports (categories 8-9)	270.8	270.8	-	-	-	

Key : Not available; :n Not significant; - Not applicable or real zero or zero by default; 0 or 0.00 Less than half of the unit used; e Estimated value; s Eurostat estimate

1 Measure not applied in 2006.

B.3.23 LMP expenditure by intervention and by type of action, 2006: Slovenia

Euro (millions)

eurostat		Category, intervention number and name	15.1 Total	15.2 Transfers to individuals	15.3 Transfers to employers	15.4 Transfers to service providers	15.5 Not specified	Notes
1		Labour market services	28.9	0.6	-	28.3	-	
1.1	13	Job seekers clubs	0.9	0.4	-	0.5	-	
	44	Vocational information and counselling centres	0.0	-	-	0.0	-	
	46	Medical employment counselling	0.1	0.0	-	0.1	-	
	48	[Component] General services and counselling -	3.7	-	-	3.7	-	
	48	[Component] General services and counselling -	7.4	-	-	7.4	-	
	57	Help in planning professional career and in searching employment	0.5	0.2	-	0.4	-	
1.2	59	[Component] Other activities of the PES - all other services	8.0	-	-	8.0	-	
	59	[Component] Other activities of the PES - administration and payment of LMP supports	2.8	-	-	2.8	-	
	59	[Component] Other activities of the PES - implementation of LMP measures	5.3	-	-	5.3	-	
2		Training	17.5	8.0	2.6	6.9	-	
2.1	9	Project learning for younger adults [PUM]	0.1	0.1	-	-	-	1
	10	Development and training programmes	1.4	0.3	-	1.1	-	1
	11	Programmes for obtaining professional education [Programme 10.000+]	4.4	2.0	-	2.4	-	1
	18	Work funds	1.8	-	1.5	0.3	-	
	26	Training for a successful life: A bridge to education	0.1	0.1	-	-	-	
	28	National professional qualifications	0.8	0.2	-	0.6	-	1
	58	Improvement of computer literacy	0.6	0.6	-	-	-	1
2.2	12	On the job and integrated training programmes	6.1	4.0	0.0	2.1	-	
	14	Work trial	0.3	0.3	-	0.1	-	
	35	Training and education of employees: Mainly in branches undergoing restructuring	0.9	-	0.9	-	-	1
	41	On-the-job training and integrated training programmes for disabled people	0.3	0.1	0.2	0.1	-	1
	42	On-the-job training programme in learning workshops and learning enterprises	0.7	0.4	-	0.3	-	1
3		Job rotation and job sharing	-	-	-	-	-	
4		Employment incentives	8.6	-	8.6	-	-	
	23	Pay supplement for disabled and disadvantaged persons	0.3	-	0.3	-	-	
4.1	24	Promoting new employment: Partial Pay Supplement	6.9	-	6.9	-	-	1
	38	Promotion of new employment for older people	1.4	-	1.4	-	-	1
	51	Reimbursement of employer contributions	0.0	-	0.0	-	-	2
5		Supported employment and rehabilitation	-	-	-	-	-	
6		Direct job creation	22.5	0.0	22.2	0.3	-	
	2	Subsidising employment in providing home help and personal assistance and care for the disabled ["Disabled for Disabled" Programme]	3.1	-	3.1	-	-	
	3	Public works	17.1	0.0	16.8	0.3	-	
	39	Assistance in employing long-term unemployed women	1.9	-	1.9	-	-	1
	40	Projects of non-profit employment programmes	0.4	-	0.4	-	-	1
7		Start-up incentives	5.8	-	4.9	0.9	-	
	16	Promotion of self-employment / entrepreneurship [implemented by the ESS]	4.9	-	4.9	-	-	1
	17	Promoting self-employment: Assistance in self-employment [Implemented by the Public Agency for Entrepreneurship and Foreign Investments = PAEFI]	0.9	-	-	0.9	-	

B.3.23 LMP expenditure by intervention and by type of action, 2006: Slovenia

Euro (millions)

eurostat		Category, intervention number and name	15.1 Total	15.2 Transfers to individuals	15.3 Transfers to employers	15.4 Transfers to service providers	15.5 Not specified	Notes
8		Out-of-work income maintenance and support	118.9	118.9	-	-	-	
8.1	30	Unemployment insurance	107.4	107.4	-	-	-	3
	32	Unemployment assistance	11.4	11.4	-	-	-	3
9		Early retirement	-	-	-	-	-	
1-9		Total LMP (categories 1-9)	202.1	127.5	38.3	36.3	-	
2-7		Total LMP measures (categories 2-7)	54.4	8.0	38.3	8.1	-	
8-9		Total LMP supports (categories 8-9)	118.9	118.9	-	-	-	

Key : Not available; :n Not significant; - Not applicable or real zero or zero by default; 0 or 0.00 Less than half of the unit used; e Estimated value; s Eurostat estimate

1 Includes ESF contribution.

2 Intervention coming to an end.

3 Includes payment of social contributions for older unemployed waiting for retirement.

B.3.24 LMP expenditure by intervention and by type of action, 2006: Slovakia

Euro (millions)

eurostat		Category, intervention number and name	15.1 Total	15.2 Transfers to individuals	15.3 Transfers to employers	15.4 Transfers to service providers	15.5 Not specified	Notes
1		Labour market services	76.9	1.7	32.6	42.5	-	
1.1	1	[Component] Mediation of employment - Administration of LMP measures	35.3	1.4	31.3	2.6	-	1
	2	Information and advisory services	0.2	0.0	0.1	0.1	-	1
	3	Professional consultancy	2.9	0.3	1.2	1.4	-	1
1.2	1	[Component] Mediation of employment - Administration of LMP measures	38.4	-	-	38.4	-	1
2		Training	4.3	1.1	1.4	1.8	-	
2.1	4	Education and preparation for the labour market of the job seeker and person interested in employment	4.3	1.1	1.4	1.8	-	1
3		Job rotation and job sharing	-	-	-	-	-	
4		Employment incentives	10.2	4.0	6.0	0.2	-	
4.1	6	Contribution for employing a disadvantaged job seeker	5.1	-	5.1	-	-	1
	7	Contribution for the graduate practice	4.4	3.4	0.9	0.2	-	1
	20	Contribution for commuting to work	0.6	0.6	-	-	-	
5		Supported employment and rehabilitation	5.1	0.0	5.1	-	-	
5.1	10	Contribution for establishing and maintaining the protected workshop and protected workplace	1.7	-	1.7	-	-	1
	12	Contribution for activities of the assistant at work	0.2	0.0	0.2	-	-	1
	13	Contribution to cover operating costs of the sheltered workshop or sheltered workplace and employees transport costs	3.2	-	3.2	-	-	1
6		Direct job creation	24.3	-	24.3	-	-	
	8	Contribution for activation activity	24.3	-	24.3	-	-	1
7		Start-up incentives	19.8	19.8	-	-	-	
	5	Contribution for self-employment	18.2	18.2	-	-	-	1
	11	Contribution for operating or performing self-employment to disabled citizens	1.6	1.6	-	-	-	1
8		Out-of-work income maintenance and support	53.8	53.8	-	-	-	
8.1	15	Unemployment benefit	51.8	51.8	-	-	-	
8.5	14	Benefit of guarantee insurance	2.1	2.1	-	-	-	
9		Early retirement	97.0	97.0	-	-	-	
9.2	16	Early old-age pension	97.0	97.0	-	-	-	
1-9		Total LMP (categories 1-9)	291.5	177.6	69.5	44.5	-	
2-7		Total LMP measures (categories 2-7)	63.7	25.0	36.8	1.9	-	
8-9		Total LMP supports (categories 8-9)	150.9	150.9	-	-	-	

Key : Not available; :n Not significant; - Not applicable or real zero or zero by default; 0 or 0.00 Less than half of the unit used; e Estimated value; s Eurostat estimate

1 Includes ESF contribution.

B.3.25 LMP expenditure by intervention and by type of action, 2006: Finland

Euro (millions)

eurostat Category, intervention number and name			15.1 Total	15.2 Transfers to individuals	15.3 Transfers to employers	15.4 Transfers to service providers	15.5 Not specified	Notes
1	Labour market services		216.8	3.4	-	213.4	-	
1.1	5	Mobility allowance	3.6	2.2	-	1.4	-	1
	20	Vocational guidance	17.0	-	-	17.0	-	2
	21	Training and vocational information services	7.6	-	-	7.6	-	2
	22	Vocational rehabilitation	14.3	-	-	14.3	-	3
	46	Registration of jobseekers	28.6	-	-	28.6	-	2
	47	Interviews and individual action plans	38.5	-	-	38.5	-	2
	48	Integration	2.2	-	-	2.2	-	2
	49	Job-clubs	10.6	1.2	-	9.4	-	4
	56	Labour exchange	41.4	-	-	41.4	-	2
1.2	50	Administration of active measures (PES)	35.6	-	-	35.6	-	2
	51	Administration of benefits (PES)	17.4	-	-	17.4	-	2
2	Training		624.0	408.9	23.9	191.1	-	
2.1	6	Labour market training	475.3	284.1	-	191.1	-	5
	17	Training allowance	19.0	19.0	-	-	-	
2.2	12	Employment subsidy for coaching for working life	18.2	18.2	-	-	-	5
	15	Trainee work/coaching for working life with labour market support	87.6	87.6	-	-	-	5
2.4	7	Apprenticeship for the unemployed	23.9	-	23.9	-	-	5,6
3	Job rotation and job sharing		86.6	86.6	-	-	-	
3.1	16	Job rotation	77.5	77.5	-	-	-	7
3.2	13	Part-time pay supplement	9.0	9.0	-	-	-	
4	Employment incentives		159.7	-	159.7	-	-	
4.1	10	Employment subsidy, private companies	117.4	-	117.4	-	-	5,8
	35	Combined subsidy	42.3	-	42.3	-	-	5,9
5	Supported employment and rehabilitation		159.7 e	80.2 e	37.2 e	42.3 e	-	
5.1	34	Employment supporting activity of the municipalities	37.2 e	-	37.2 e	-	-	5,10
5.2	25	Rehabilitation activities of the social insurance institution	49.6	18.0	-	31.7	-	
	26	Rehabilitation activities of the employment pension scheme	44.3	37.9	-	6.5	-	
	27	Rehabilitation activities of the accident and traffic insurance	28.5	24.4 e	-	4.1 e	-	
6	Direct job creation		142.5	20.7	116.1	5.6	-	
	8	Temporary government employment	41.4	-	41.4	-	-	5
	9	Employment subsidy, municipalities	74.7	-	74.7	-	-	5,8
	36	Rehabilitative work experience	26.3	20.7	-	5.6	-	
7	Start-up incentives		30.9	30.9	-	-	-	
	11	Start-up grant	16.5	16.5	-	-	-	5
	55	Start-up grant for non-unemployed	14.4	14.4	-	-	-	5

B.3.25 LMP expenditure by intervention and by type of action, 2006: Finland

Euro (millions)

eurostat		Category, intervention number and name	15.1 Total	15.2 Transfers to individuals	15.3 Transfers to employers	15.4 Transfers to service providers	15.5 Not specified	Notes
8		Out-of-work income maintenance and support	2,148.0	2,148.0	-	-	-	
8.1	1	Earnings-related unemployment allowance	1,259.0	1,259.0	-	-	-	
	2	Basic unemployment allowance	97.4	97.4	-	-	-	
	4	Labour market support (passive component)	617.7	617.7	-	-	-	11
8.2	30	Earnings related adjusted unemployment allowance as partial unemployment benefit	2.4	2.4	-	-	-	
	32	Adjusted basic unemployment allowance or labour market support as partial unemployment benefit	0.0	0.0	-	-	-	
8.3	31	Earnings related adjusted unemployment allowance as part-time unemployment benefit	115.1	115.1	-	-	-	
	33	Adjusted basic unemployment allowance or labour market support as part-time unemployment benefit	42.9	42.9	-	-	-	
8.5	28	Pay security	13.6	13.6	-	-	-	12
9		Early retirement	672.7	672.7	-	-	-	
9.2	3	Unemployment pension	672.7	672.7	-	-	-	
1-9		Total LMP (categories 1-9)	4,240.8 e	3,451.4 e	336.9 e	452.4 e	-	
2-7		Total LMP measures (categories 2-7)	1,203.2 e	627.3 e	336.9 e	239.0 e	-	
8-9		Total LMP supports (categories 8-9)	2,820.8	2,820.8	-	-	-	

Key : Not available; :n Not significant; - Not applicable or real zero or zero by default; 0 or 0.00 Less than half of the unit used; e Estimated value; s Eurostat estimate

- 1 Expenditure includes reimbursement of costs incurred by participants plus a share of the PES operational costs based on monitoring of staff time-use.
- 2 Share of operational costs of the PES based on monitoring of staff time-use.
- 3 Expenditure includes the costs paid to service providers for different rehabilitation activities plus a share of the PES operational costs based on monitoring of staff time-use.
- 4 Expenditure includes reimbursement of costs incurred by participants plus a share of the PES operational costs based on monitoring of staff time-use plus real transfers to service providers.
- 5 Includes ESF contribution.
- 6 Expenditure includes only subsidies paid by the Ministry of Labour to facilitate the recruitment of unemployed persons as apprentices.
- 7 Expenditure refers to persons on leave and includes both income support (80/70% of unemployment benefit entitlement) and training supplements where appropriate.
- 8 Due to the integration of FI-35 (Combined subsidy) expenditure, figures for FI-9 and FI-10 have significantly increased.
- 9 Intervention coming to an end. The majority of expenditure data is now integrated into the Employment Subsidy interventions (FI-9 and FI-10).
- 10 Data represent an estimate of public funding for sheltered workshops. Income from business activity, which accounts for more than half of revenue, is excluded.
- 11 Passive (income support) payments only. Labour market support payments made to persons in active measures are shown under the appropriate measure.
- 12 Net public expenditure (disbursements minus repayments to the state).


B.3.26 LMP expenditure by intervention and by type of action, 2006: Sweden

Euro (millions)

eurostat		Category, intervention number and name	15.1 Total	15.2 Transfers to individuals	15.3 Transfers to employers	15.4 Transfers to service providers	15.5 Not specified	Notes
1		Labour market services	586.7 e	-	-	586.7 e	-	
1.1	19	General placement service	85.0 e	-	-	85.0 e	-	
	20	Individual guidance service	148.7 e	-	-	148.7 e	-	
	42	Activity Guarantee	27.7	-	-	27.7	-	
1.2	56	Other services/activities	325.4	-	-	325.4	-	
2		Training	1,032.7	724.6	-	308.1	-	
	43	Activities within counselling, guidance and placement services	372.3	372.3	-	-	-	
	47	Projects with Employment Policy Orientation	23.9	12.2	-	11.7	-	
2.1	6	Computer/activity centres	52.3	33.0	-	19.3	-	1
	49	Preparatory Training Courses	274.2	154.2	-	120.1	-	
	50	Employment Training	302.5	145.6	-	156.9	-	
2.2	3	International practice scholarship	2.2	2.1	-	0.1	-	
	68	Apprentice Jobs	4.4	4.4	-	-	-	
2.3	67	In-depth Assessment and Counselling Guidance	1.0	1.0	-	-	-	
3		Job rotation and job sharing	197.0	197.0	-	-	-	
3.1	53	Career Break	197.0	197.0	-	-	-	2
4		Employment incentives	1,609.0	202.0	1,335.7	71.3	-	
4.1	7	Municipal youth programme	16.5	-	16.5	-	-	
	12	Wage subsidies	750.9	-	750.9	-	-	
	15	Mobility allowance	9.3	9.3	-	-	-	3
	31	Youth guarantee	65.2	36.7	-	28.4	-	
	35	Work Experience	159.1	150.7	-	8.3	-	
	36	General recruitment incentive	49.1	-	49.1	-	-	
	37	Extended recruitment incentive (for persons enrolled with the PES for 2 years)	92.0	-	92.0	-	-	
	40	Grants for technical aids and workplace adjustments and for a works assistant	24.9	-	24.9	-	-	
	44	Special recruitment incentive	208.2	-	208.2	-	-	
	45	Extended recruitment incentive (for persons enrolled with the PES for 4 years)	0.3	-	0.3	-	-	
	60	Development Employment	8.1	-	8.1	-	-	
	62	Trainee Positions for Unemployed Graduates	-	-	-	-	-	
	63	Plus Jobs	205.2	-	170.6	34.6	-	
	64	Trainee Replacement Scheme	15.1	-	15.1	-	-	
	65	Trial Opportunity	5.2	5.2	-	-	-	
5		Supported employment and rehabilitation	613.3	78.4	534.9	-	-	
5.1	13	Public sheltered employment (OSA)	79.9	-	79.9	-	-	
	21	Samhall	452.2	-	452.2	-	-	
	61	Security Employment	2.8	-	2.8	-	-	
5.2	14	Employability rehabilitation programme	78.4	78.4	-	-	-	4
6		Direct job creation	-	-	-	-	-	
7		Start-up incentives	93.7	89.4	-	4.3	-	
	9	Start-up grants	90.8	86.4	-	4.3	-	
	69	Start up grants for disabled entrepreneurs	2.9	2.9	-	-	-	
8		Out-of-work income maintenance and support	3,001.7	3,001.7	-	-	-	
8.1	16	[Component] Unemployment insurance and Basic insurance - Full-time unemployed	2,049.0	2,049.0	-	-	-	
8.3	16	[Component] Unemployment insurance and Basic insurance - Part-time unemployed	878.2	878.2	-	-	-	
8.5	30	Wage guarantee	74.6	74.6	-	-	-	

B.3.26 LMP expenditure by intervention and by type of action, 2006: Sweden

Euro (millions)

 Category, intervention number and name	15.1 Total	15.2 Transfers to individuals	15.3 Transfers to employers	15.4 Transfers to service providers	15.5 Not specified	Notes
9 Early retirement	-	-	-	-	-	
1-9 Total LMP (categories 1-9)	7,134.1 e	4,293.1	1,870.6	970.4 e	-	
2-7 Total LMP measures (categories 2-7)	3,545.7	1,291.4	1,870.6	383.7	-	
8-9 Total LMP supports (categories 8-9)	3,001.7	3,001.7	-	-	-	

Key : Not available; n Not significant; - Not applicable or real zero or zero by default; 0 or 0.00 Less than half of the unit used; e Estimated value; s Eurostat estimate

- 1 Transfers to service providers consist of investments made in connection with the measure and salaries.
- 2 Expenditure refers to activity support paid to persons taking a career break (who are replaced by an unemployed person).
- 3 Expenditure includes some payments for travelling to interview, which are normally considered under category 1.
- 4 Cost of individual service included in expenditure of SE-20.

B.3.27 LMP expenditure by intervention and by type of action, 2006: United Kingdom

Euro (millions)

eurostat		Category, intervention number and name	15.1 Total	15.2 Transfers to individuals	15.3 Transfers to employers	15.4 Transfers to service providers	15.5 Not specified	Notes
1		Labour market services	7,032.9 s	94.9	0.3	6,599.7 e	337.8	
1.1	1	[Component] New Deal for 18-24 - Follow-through	: n	:	:	: n	-	1
	1	[Component] New Deal for 18-24 - Gateway	58.8 e	:	:	58.8 e	-	1
	1	[Component] New Deal for 18-24 - Other expenditure	52.2 e	:	:	52.2 e	-	1
	2	[Component] New Deal 25 plus - Other expenditure	33.5 e	:	:	33.5 e	-	1
	2	[Component] New Deal 25 plus - Gateway	11.1 e	:	:	11.1 e	-	1
	2	[Component] New Deal 25 plus - Follow-through	0.3 e	:	:	0.3 e	-	1
	9	Jobcentre Plus - placement and advisory functions	881.7	-	-	881.7	-	
	10	New Deal for Partners of Unemployed People (NDPU)	0.9	0.1	-	0.8	-	
	11	New Deal for Lone Parents (NDLP)	60.9	55.6	-	4.6	0.7	
	12	New Deal for Disabled People (NDDP)	107.1	2.4	-	104.6	-	
	35	Employment zones	161.6	-	-	161.6	-	
	37	New Deal 50+	0.4	0.3	-	0.1	-	
	38	Action Teams for Jobs	24.4	2.4	0.3	0.5	21.2	2
	40	Connexions Service	610.2	-	-	610.2	-	
	43	Jobcentre Plus - other programmes	249.3	-	-	249.3	-	
	44	Workstep	93.7	-	-	93.7	-	
	48	Pathways to Work (Incapacity Benefit Reforms)	57.5	34.2	-	23.3	-	
	51	Entry to Employment	274.0	:	-	:	274.0	
	53	[Component] Northern Irish Employment Programmes - New Deal 25 Plus	20.3 s	-	-	-	20.3	
	53	[Component] Northern Irish Employment Programmes - New Deal for Young People	21.6 s	-	-	-	21.6	
	53	[Component] Northern Irish Employment Programmes - Other	: n	-	-	-	-	
1.2	41	Jobcentre Plus - benefit administration	1,156.2	-	-	1,156.2	-	
	46	Jobcentre Plus - programme administration	-	-	-	-	-	3
	47	Jobcentre Plus - other administration costs	3,157.2	-	-	3,157.2	-	
2		Training	374.4 s	106.1 e	-	146.2 e	122.1	
	50	Training for Work	13.2	:	-	13.2	-	
2.1	1	[Component] New Deal for 18-24 - Education and training option	91.0 e	43.3 e	:	47.7 e	-	1
	2	[Component] New Deal 25 plus - IAP training related options	113.0 e	52.3 e	:	60.6 e	-	1
	53	[Component] Northern Irish Employment Programmes - Job Skills	122.1 s	-	-	-	122.1	
2.3	4	Work-based learning for adults (WBLA)	35.2	10.4	-	24.8	-	4
3		Job rotation and job sharing	-	-	-	-	-	
4		Employment incentives	211.0 s	111.7 e	25.5 e	73.8 s	-	
4.1	1	[Component] New Deal for 18-24 - Employment option	15.7 e	2.9 e	12.9 e	:	-	1
	2	[Component] New Deal 25 plus - IAP employment related options	16.8 e	5.5 e	11.3 e	:	-	1
	29	Job grant	59.1	59.1	-	-	-	
	31	Access to work	87.8	44.2	1.4	42.2	-	
	33	[Component] Supported employment (including Remploy) - Interwork	31.6 s	-	-	31.6 s	-	
	45	Back to work bonus (BTWB)	0.0	0.0	-	-	-	
5		Supported employment and rehabilitation	215.0 s	1.3	-	204.9 s	8.8	
	24	Work preparation	15.6	1.3	-	13.0	1.3	
5.1	33	[Component] Supported employment (including Remploy) - Remploy	164.7 s	-	-	164.7 s	-	
	49	Residential Training Colleges	27.3	-	-	27.3	-	
	53	[Component] Northern Irish Employment Programmes - Employment Support	7.5 s	-	-	-	7.5	

B.3.27 LMP expenditure by intervention and by type of action, 2006: United Kingdom

Euro (millions)

eurostat		Category, intervention number and name	15.1 Total	15.2 Transfers to individuals	15.3 Transfers to employers	15.4 Transfers to service providers	15.5 Not specified	Notes
6		Direct job creation	79.9 e	35.2 e	:	44.7 e	-	
1		[Component] New Deal for 18-24 - Voluntary sector & Environment Task Force options	79.9 e	35.2 e	:	44.7 e	-	1
7		Start-up incentives	-	-	-	-	-	
8		Out-of-work income maintenance and support	3,575.9	3,575.9	-	-	-	
8.1	3	Jobseeker's allowance (JSA): payments	3,575.9	3,575.9	-	-	-	5
9		Early retirement	-	-	-	-	-	
1-9		Total LMP (categories 1-9)	11,489.1 s	3,924.9 e	25.8 e	7,069.4 s	468.7	
2-7		Total LMP measures (categories 2-7)	880.3 s	254.2 e	25.5 e	469.7 s	130.9	
8-9		Total LMP supports (categories 8-9)	3,575.9	3,575.9	-	-	-	

Key : Not available; .n Not significant; - Not applicable or real zero or zero by default; 0 or 0.00 Less than half of the unit used; e Estimated value; s Eurostat estimate

1 Parts of expenditure on the New Deal 18-24 (UK-1) and New Deal 25+ (UK-2) are combined in accounts so that the precise breakdown between programmes and the different components can only be estimated.

2 Programme costs for internal and external Action Teams

3 Expenditure on this is included in the entry for Jobcentre Plus Placement and Advisory Functions.

4 Includes ESF contribution.

5 Income based JSA (79%), Contributory JSA (21%)

B.3.28 LMP expenditure by intervention and by type of action, 2006: Norway

Euro (millions)

eurostat		Category, intervention number and name	15.1 Total	15.2 Transfers to individuals	15.3 Transfers to employers	15.4 Transfers to service providers	15.5 Not specified	Notes
1		Labour market services	309.9	3.9	0.5	305.4	-	
	26	[Component] Services of the Labour Market Administration (NAV) - General services	64.7	-	-	64.7	-	
1.1	4	Job clubs	10.5	3.4	-	7.2	-	
	26	[Component] Services of the Labour Market Administration (NAV) - Guidance/service for unemployed, partially unemployed and regular labour market measures	68.6	-	-	68.6	-	
	26	[Component] Services of the Labour Market Administration (NAV) - Guidance/service for occupationally disabled persons	68.7	-	-	68.7	-	
	33	Job placement through service providers (KAT)	1.1	0.6	0.5	-	-	
	34	Job placement for unemployed from the government (VALS)	-	:	-	-	-	
1.2	26	[Component] Services of the Labour Market Administration (NAV) - Recruitment	12.3	-	-	12.3	-	
	26	[Component] Services of the Labour Market Administration (NAV) - Other staff costs	43.8	-	-	43.8	-	
	26	[Component] Services of the Labour Market Administration (NAV) - Administration of unemployment benefits	20.0	-	-	20.0	-	
	26	[Component] Services of the Labour Market Administration (NAV) - Administration of rehabilitation benefits	20.2	-	-	20.2	-	
2		Training	692.4	561.5	7.6	123.3	-	
2.1	7	Labour Market Training (AMO)	58.9	22.4	-	36.4	-	
	22	Education in regular schools	555.3	485.9	4.2	65.2	-	
	35	Labour Market Training for occupationally disabled (AMO)	47.1	25.5	-	21.6	-	
2.2	8	Work experience in ordinary enterprises	31.0	27.7	3.3	-	-	
	9	In-house training (BIO)	-	-	-	-	-	1
3		Job rotation and job sharing	-	-	-	-	-	
4		Employment incentives	59.8	8.4	51.4	-	-	
4.1	5	Mobility promoting grants	1.2	1.2	-	-	-	2
	6	Wage subsidies to employers	21.3	-	21.3	-	-	
	28	Wage subsidies for the occupationally disabled	25.9	:	25.9	-	-	
	30	Work experience in ordinary enterprises for the occupationally disabled	9.1	7.2	1.9	-	-	
	31	Flexijob	2.3	-	2.3	-	-	
5		Supported employment and rehabilitation	343.1	146.5	81.8	114.8	-	
5.1	15	Work experience in sheltered enterprises	142.4	63.4	:	79.0	-	
	19	Supported employment (AB)	98.6	62.7	-	35.8	-	
	23	Clarification programmes in sheltered workshops	45.8	20.3	25.5	-	-	
5.2	24	Qualification programmes in sheltered workshops	56.3	-	56.3	-	-	
6		Direct job creation	147.2	136.5	7.8	-	2.8	
	11	Temporary public employment (KAJA)	0.3	-	0.3	-	-	
	12	Temporary employment measures	-	-	-	-	-	1
	14	Temporary employment measures for the occupationally disabled	2.8	-	2.8	-	-	
	21	Work experience - Practice in regular places of work for the occupationally disabled	144.1	136.5	4.7	-	2.8	
7		Start-up incentives	5.9	4.2	-	1.7	-	
	25	Start your own business	5.9	4.2	-	1.7	-	

B.3.28 LMP expenditure by intervention and by type of action, 2006: Norway

Euro (millions)

eurostat		Category, intervention number and name	15.1 Total	15.2 Transfers to individuals	15.3 Transfers to employers	15.4 Transfers to service providers	15.5 Not specified	Notes
8		Out-of-work income maintenance and support	1,334.5	1,334.5	-	-	-	
8.1	1	[Component] Unemployment benefits - Full unemployment benefits	575.7	575.7	-	-	-	
	27	Payments for occupational rehabilitation between measures	521.1	521.1	-	-	-	
	29	Waiting benefit	48.1	48.1	-	-	-	
8.3	1	[Component] Unemployment benefits - Part-time unemployment benefits	164.3	164.3	-	-	-	
8.4	1	[Component] Unemployment benefits - Redundancy compensation	22.7	22.7	-	-	-	
8.5	1	[Component] Unemployment benefits - Bankruptcy compensation	2.5	2.5	-	-	-	
9		Early retirement	-	-	-	-	-	
1-9		Total LMP (categories 1-9)	2,892.7	2,195.6	149.1	545.2	2.8	
2-7		Total LMP measures (categories 2-7)	1,248.3	857.2	148.6	239.8	2.8	
8-9		Total LMP supports (categories 8-9)	1,334.5	1,334.5	-	-	-	

Key : Not available; :n Not significant; - Not applicable or real zero or zero by default; 0 or 0.00 Less than half of the unit used; e Estimated value;
s Eurostat estimate
1 Intervention not used in 2006
2 Data refer to 2004.

B.4 LMP expenditure at constant price levels,1998-2006

B.4.1 LMP expenditure at constant price levels, total (categories 1-9)

Euro, millions (price level of year 2000)

eurostat	1998	1999	2000	2001	2002	2003	2004	2005	2006
EU-27	:	:	:	:	:	:	:	211,741.9 s	200,952.3 s
EU-15	:	:	:	:	:	:	212,717.0 s	208,099.2 s	197,241.4 s
BE	:	:	:	:	:	:	8,316.3	8,208.3	8,076.0 e
BG	:	:	:	:	:	:	137.2 e	129.4	124.7 s
CZ	:	:	:	:	303.3 s	345.5 s	367.8	377.7	396.1
DK	:	:	:	:	:	:	8,004.3 e	:	:
DE	:	:	:	:	:	:	72,126.9 e	68,922.4 s	63,142.5 e
EE	:	:	:	:	:	20.8 e	20.1 e	18.2	16.4
IE	:	:	:	:	:	:	2,049.8 e	2,071.4 e	2,290.2 e
EL	:	:	:	:	:	:	958.7 s	820.0 s	:
ES	:	:	:	:	:	:	15,670.6 e	16,410.6 e	17,419.4
FR	36,071.5 e	38,149.5 e	36,965.8 e	37,687.5 e	40,516.2 e	42,355.7 e	41,411.4 e	39,435.8 e	37,554.8 e
IT	:	:	:	:	:	:	16,428.0 e	16,588.1	16,096.7 s
CY	:	:	:	:	:	:	:	:	95.4 e
LV	:	:	:	:	:	52.8	58.4	69.2	80.0 s
LT	:	:	:	:	:	53.3	51.4	64.4	82.5
LU	:	:	:	156.5 e	177.2 e	239.3 e	271.7 e	305.2 e	309.4 e
HU	:	:	:	:	:	:	440.7	458.7 e	446.0
MT	:	:	:	:	:	:	:	:	26.6 e
NL	:	:	:	:	:	:	15,383.0 e	14,974.3 e	12,324.0 e
AT	3,728.7	3,822.7	3,563.5	3,724.1	3,875.1	4,309.5 e	4,439.4 e	4,826.6 e	4,934.2 e
PL	:	:	:	:	:	:	:	2,777.8 s	2,685.2 e
PT	:	1,453.6 e	1,574.2 e	1,943.2 e	2,169.0 e	2,176.0 e	2,320.1	2,519.7 e	2,401.2
RO	:	:	:	:	:	361.0	360.7	335.9	301.4 e
SI	:	:	:	:	:	:	:	177.0	177.7
SK	:	:	:	:	:	:	128.5	165.3	190.5
FI	4,547.7 e	4,284.5 e	3,874.1 e	3,736.2 e	3,874.1 e	4,073.7 e	4,245.6 e	4,075.3 e	3,937.6 e
SE	:	:	:	:	:	6,721.4 e	7,183.8 e	7,262.2 e	7,177.1 e
UK	:	:	:	:	:	:	11,558.9 s	11,540.5 s	11,375.3 s
NO	:	:	2,029.3 e	2,170.3 e	2,468.3	3,047.0	3,233.5	3,510.4 e	2,587.4

Key : Not available; :n Not significant; - Not applicable or real zero or zero by default; 0 or 0.00 Less than half of the unit used; e Estimated value; s Eurostat estimate

B.4.2 LMP expenditure at constant price levels, services (category 1)

Euro, millions (price level of year 2000)

eurostat	1998	1999	2000	2001	2002	2003	2004	2005	2006
EU-27	:	:	:	:	:	:	:	24,024.7 s	22,548.2 s
EU-15	:	:	:	:	:	:	22,290.1 s	23,675.4 s	22,086.0 s
BE	494.4	525.7	521.2	538.5 e	573.6 e	591.5 e	638.2	616.7	567.3 e
BG	:	:	:	:	:	:	12.1	13.0	11.8
CZ	:	:	:	:	44.1	52.3	89.0	99.0	105.1
DK	:	:	:	:	:	:	302.8 e	:	:
DE	:	:	:	:	:	:	6,037.3 e	7,335.0 e	5,660.9 e
EE	:	:	:	:	:	2.2	2.0	2.2	2.5
IE	:	:	:	:	:	:	262.8 e	261.8 e	354.5 e
EL	:	:	:	:	:	:	32.3 e	19.5 s	:
ES	:	:	:	:	:	:	565.3	709.4	766.8
FR	2,067.1 e	2,351.7 e	2,512.6	2,855.7	3,146.9	3,535.8 e	3,610.1 e	3,719.3	3,939.8 e
IT	:	:	:	:	:	:	543.6 e	480.6	409.0 s
CY	:	:	:	:	:	:	:	:	4.3 e
LV	:	:	:	:	:	4.0	5.7	8.2	10.6 s
LT	:	:	:	:	:	6.4	7.2	13.5	18.6
LU	:	:	:	11.8 e	12.9 e	15.1 e	15.2 e	15.8 e	16.4 e
HU	:	:	:	:	:	:	64.9	62.8 e	63.3
MT	:	:	:	:	:	:	:	:	4.0
NL	:	:	:	:	:	:	2,186.0 e	2,179.5 e	2,159.6 e
AT	274.7	291.9	287.3	314.7	330.4	378.3	385.0	386.6	409.9
PL	:	:	:	:	:	:	:	149.6 s	216.3 e
PT	117.8	128.5	134.6	140.0	162.8	154.1	145.2	188.6	166.3
RO	:	:	:	:	:	22.6	22.7	22.4	29.6 e
SI	:	:	:	:	:	:	:	25.5	25.4
SK	:	:	:	:	:	:	23.9	46.4	50.3
FI	137.5	143.2	140.6	151.5	150.4	170.0	202.8	202.2	201.3
SE	:	:	:	:	:	542.1 e	562.4 e	536.6 e	590.2 e
UK	:	:	:	:	:	:	7,193.6 s	7,131.1 s	6,963.2 s
NO	:	:	210.4	214.1	230.0	227.5	259.3	266.2	277.2

Key : Not available; :n Not significant; - Not applicable or real zero or zero by default; 0 or 0.00 Less than half of the unit used; e Estimated value; s Eurostat estimate

B.4.3 LMP expenditure at constant price levels, measures (categories 2-7)

Euro, millions (price level of year 2000)

eurostat	1998	1999	2000	2001	2002	2003	2004	2005	2006
EU-27	:	:	:	:	:	:	:	52,344.6 s	53,430.9 s
EU-15	:	:	:	:	:	:	57,514.0 s	51,268.2 s	52,276.1 s
BE	:	:	:	:	:	:	2,514.5	2,386.9	2,463.9 e
BG	:	:	:	:	:	:	80.1 e	77.8	76.9 s
CZ	:	:	:	:	76.9 s	80.5 s	95.3	93.6	102.5
DK	2,684.3 e	3,060.9 e	2,891.9 e	2,851.4 e	2,919.0 e	2,706.2 e	2,795.8 e	:	:
DE	19,000.0	21,726.2	20,371.9	19,857.2	21,578.4 e	19,673.6	17,810.4 e	12,810.0 s	12,987.5 e
EE	:	:	:	:	:	3.7 e	3.4 e	4.5	5.5
IE	807.2 e	820.5	822.3 e	809.9 e	755.2	719.5	632.9	662.2	673.0 e
EL	:	329.5 e	325.1 e	361.2 e	257.8 s	143.1 s	238.8 s	97.9 s	:
ES	2,851.7	3,805.1 e	4,153.3 e	3,982.1 e	3,849.3	4,002.0	4,064.7 e	4,489.4	5,080.6
FR	13,275.1 e	14,617.4 e	14,598.2 e	14,068.5 e	13,580.5 e	12,491.1 e	11,232.8 e	10,516.7 e	11,035.0 e
IT	5,544.0 s	:	6,682.0	7,686.0	8,653.8 e	8,583.6 e	6,654.8	5,905.3	5,646.0 s
CY	:	:	:	:	:	:	:	:	8.1 e
LV	:	:	:	:	:	9.0	8.8	19.2	25.1
LT	:	:	:	:	:	23.1	25.8	27.7	37.5
LU	:	:	39.6 s	41.7	46.9 e	77.5 e	92.3 e	110.3 e	116.6 e
HU	:	:	:	:	:	:	132.5	135.2	134.2
MT	:	:	:	:	:	:	:	:	3.2 e
NL	3,538.1 s	3,697.9 s	4,525.3 e	4,782.9	4,917.0	4,993.2	3,990.9 e	3,798.2 e	3,429.5 e
AT	645.3	837.0	810.2	905.7	871.6	972.0 e	957.8 e	1,034.6 e	1,264.3 e
PL	:	:	:	:	:	:	:	771.3	828.1
PT	443.4 e	374.0 e	432.4 e	582.9 e	543.6 e	645.1 e	699.0	667.6 e	587.5
RO	:	:	:	:	:	57.2	58.7	67.1	75.2
SI	:	:	:	:	:	:	:	50.4	47.8
SK	:	:	:	:	:	:	18.1	46.1	41.6
FI	1,235.6 e	1,166.2 e	987.0 e	920.6 e	951.3 e	1,027.6 e	1,107.6 e	1,053.6 e	1,117.2 e
SE	5,354.2 e	4,955.4 e	4,021.8 e	3,820.4	3,697.6	2,846.9	2,862.5	3,214.9	3,567.1
UK	1,227.7 s	1,380.4 e	:	:	:	:	993.5 s	999.8 s	871.6 s
NO	:	938.5	902.3 e	955.5 e	1,033.5	1,227.8	1,291.0	1,360.7 e	1,116.6

Key : Not available; :n Not significant; - Not applicable or real zero or zero by default; 0 or 0.00 Less than half of the unit used; e Estimated value; s Eurostat estimate

B.4.4 LMP expenditure at constant price levels, supports (categories 8-9)
Euro, millions (price level of year 2000)


eurostat	1998	1999	2000	2001	2002	2003	2004	2005	2006
EU-27	:	:	:	:	:	:	:	135,372.5 s	124,973.2 s
EU-15	:	116,529.8 e	107,409.2 s	107,801.2 e	118,714.7 e	128,865.0 e	132,912.9 e	133,155.6 s	122,879.3 s
BE	4,688.7	4,481.2	4,071.9	4,090.1	4,612.7	5,082.2	5,163.5	5,204.7	5,044.8
BG	:	:	:	:	:	:	44.9	38.5	36.1
CZ	:	:	:	:	182.4 s	212.8	183.4	185.1	188.5
DK	4,796.1 e	4,291.7 e	4,134.2 e	3,977.6 e	4,087.6 e	4,746.5 e	4,905.7 e	:	:
DE	45,101.8	42,863.6	38,962.2	39,943.1	44,524.9	47,225.4	48,279.3	48,777.4	44,494.1
EE	:	:	:	:	:	14.9	14.7	11.5	8.3
IE	1,290.0	1,057.5	837.2	803.5	989.9	1,083.2	1,154.1	1,147.4	1,262.7 e
EL	:	547.0	542.6	515.2	502.8 e	595.0 e	687.6	702.6	:
ES	9,287.5 e	8,664.9 e	8,489.5 e	9,017.3 e	10,079.9 e	10,370.0 e	11,040.6 e	11,211.8 e	11,572.0
FR	20,729.3	21,180.4	19,854.9	20,763.2	23,788.8	26,328.8	26,568.5	25,199.7	22,580.0 e
IT	8,481.8	7,826.7	7,387.2 s	7,405.2	8,103.2	7,950.3	9,229.5	10,202.2	10,041.7
CY	:	:	:	:	:	:	:	:	83.0
LV	:	:	:	:	:	39.7	44.0	41.9	44.3
LT	:	:	:	:	:	23.8	18.4	23.2	26.3
LU	114.9 s	103.5	95.1	103.1	117.4	146.7	164.2	179.0	176.4
HU	:	:	:	:	:	222.5	243.4	260.7	248.6
MT	:	:	:	:	:	:	:	:	19.4
NL	8,876.1	8,055.7	8,505.4	7,485.9	7,639.9	8,538.3	9,206.1	8,996.6	6,735.0
AT	2,808.7	2,693.8	2,465.9	2,503.7	2,673.1	2,959.2	3,096.6	3,405.4	3,260.1
PL	:	:	:	:	:	:	:	1,856.9	1,640.8
PT	:	951.2 e	1,007.2	1,220.3	1,462.6 e	1,376.9	1,475.9	1,663.6	1,647.4
RO	:	:	:	:	:	281.2	279.4	246.3	196.5
SI	:	:	:	:	:	:	:	101.2	104.5
SK	:	:	:	:	:	:	86.5	72.8	98.6
FI	3,174.7	2,975.1	2,746.5	2,664.1	2,772.4	2,876.2	2,935.2	2,819.5	2,619.1
SE	4,358.7	4,168.9	3,571.1	2,820.0	2,800.4	3,332.4	3,758.8	3,510.8	3,019.8
UK	5,916.1	5,411.6	4,738.3	4,209.3	4,142.3	3,963.6	3,371.8	3,409.7	3,540.5
NO	716.7	722.5	916.6	1,000.7	1,204.8	1,591.6	1,683.2	1,883.5	1,193.6

Key : Not available; :n Not significant; - Not applicable or real zero or zero by default; 0 or 0.00 Less than half of the unit used; e Estimated value; s Eurostat estimate

C PARTICIPANTS

C.1 LMP stocks by type of action, 2006

C.1.1 LMP stocks by category (total), 2006

		<i>Number of participants</i>								
										
	2 Training	3 Job rotation and job sharing	4 Employment incentives	5 Supported employment and rehabilitation	6 Direct job creation	7 Start-up incentives	LMP measures (Categories 2-7)	8 Out-of-work income maintenance and support	9 Early retirement	LMP supports (Categories 8-9)
EU-27	3,816,063 ui	106,852 ui	4,606,288 ui	773,573 ui	1,336,857 s	712,221 ui	11,351,854 ui	16,235,715 ui	1,066,921 ui	17,302,636 ui
EU-15	3,640,143 ui	106,838 ui	4,367,969 ui	502,113 ui	1,094,498 s	672,559 ui	10,384,121 ui	15,157,930 ui	598,206 ui	15,756,136 ui
BE	95,979	-	116,055 ui	38,554 ui	108,917	982	360,487 ui	611,693	111,851	723,544
BG	11,636	-	14,294	1,772	74,288	4,603	106,594	69,628	-	69,628
CZ	7,363	-	16,617	20,982	9,481	4,223	58,666	133,491	-	133,491
DK	:	:	:	:	:	:	:	:	:	:
DE	1,585,405	427	126,847	23,248	372,949	407,819	2,516,695	7,118,991 e	102,432	7,221,423 e
EE	1,139 s	-	693	60 e	35	24	1,951 s	9,197	-	9,197
IE	26,789	-	4,284	1,558 s	23,840	4,373	60,844 s	147,679	11,149	158,828
EL	:	:	:	:	:	:	:	:	:	:
ES	262,855 ui	68,675	2,591,127	42,908 e	222,766 s	158,651 ui	3,346,981 ui	1,332,638 ui	:	1,334,784 ui
FR	553,789 e	-	556,185 ui	129,536 e	279,265	76,363 e	1,595,138 ui	2,479,263 e	83,954	2,563,217 e
IT	:	17,374 ui	579,374 ui	-	35,107	8,194 ui	:	673,630	80,091	753,721
CY	131 s	-	1,115 ui	:	-	57	1,304 ui	10,142	-	10,142
LV	5,034	-	2,579 s	498	1,511	-	9,622 s	34,711	-	34,711
LT	7,089	14	:	:	6,513	185	17,282 ui	15,532	1,773	17,305
LU	2,258 ui	-	:	50	1,066 e	-	9,743 ui	7,154 ui	1,240	8,394 ui
HU	13,857	-	35,388	-	17,021	3,251	69,517	142,173	5,182 s	147,355 s
MT	1,477 ui	-	373 ui	-	33 e	:	1,883 ui	11,477	-	11,477
NL	178,537	-	46,660	144,433	-	-	369,630	551,040 ui	-	551,040 ui
AT	90,057 e	5	60,951 e	:	7,600	2,216	162,269 ui	214,966	59,661	274,627
PL	98,826 s	: n	97,974 ui	:	8,181	3,378 s	453,539 ui	310,828	417,067	727,895
PT	48,009 ui	: n	79,092 ui	5,748	21,199	4,299 ui	158,347 ui	305,666	20,406	326,072
RO	15,094	-	51,365	-	17,401	: n	83,860	212,394	-	212,394
SI	11,973 ui	-	2,417	-	3,343	3,342 ui	21,075 ui	30,527	-	30,527
SK	2,300	-	13,127 ui	1,863	104,552	20,598	142,440 ui	97,685	44,693	142,378
FI	48,932	7,346	15,773	8,868 e	13,464	4,241	98,624 e	230,224	45,764	275,988
SE	52,042	13,011	118,803	36,918	-	5,421	226,195	329,806	-	329,806
UK	39,015	-	29,980 ui	7,191	8,310	-	84,496 ui	953,970	-	953,970
NO	34,483	-	4,599 ui	12,637	7,625	477	59,821 ui	70,255	-	70,255

Key : Not available; : n Not significant; - Not applicable or real zero or zero by default; 0 or 0.00 Less than half of the unit used; e Estimated value; s Eurostat estimate; ui Unreliable or uncertain data: participant data complete for interventions covering >=80% but <100% of expenditure

C.1.2 LMP stocks by category (under 25s), 2006

eurostat	Number of participants									
	2 Training	3 Job rotation and job sharing	4 Employment incentives	5 Supported employment and rehabilitation	6 Direct job creation	7 Start-up incentives	LMP measures (Categories 2-7)	8 Out-of-work income maintenance and support	9 Early retirement	LMP supports (Categories 8-9)
EU-27	1,563,490 ui	5,314 ui	:	:	167,699 ui	43,337 ui	:	:	138 e	:
EU-15	1,468,433 ui	5,311 ui	:	:	:	40,292 ui	:	:	138 e	:
BE	:	-	:	:	:	179	:	84,378	-	84,378
BG	4,022	-	2,263 ui	72	7,276 s	1,051	14,684 ui	3,212	-	3,212
CZ	1,706	-	6,489 ui	:	1,311 e	:	:	:	-	:
DK	:	:	:	:	:	:	:	:	:	:
DE	436,793 ui	80	24,579	11,624	62,372 ui	23,025 ui	558,474 ui	:	-	:
EE	171 s	-	135	11 e	-	2	319 s	1,191	-	1,191
IE	10,868	-	322 ui	:	482	97	11,953 ui	30,815	-	30,815
EL	:	:	:	:	:	:	:	:	:	:
ES	51,668 ui	:	:	5,001	:	:	:	85,944 ui	-	85,944 ui
FR	373,881 ui	-	282,475 ui	:	71,782 ui	5,272 e	733,410 ui	291,654 ui	-	291,654 ui
IT	:	2,908 ui	102,579 ui	-	: n	1,519 ui	:	23,322 ui	-	23,322 ui
CY	:	-	58 ui	:	-	12	131 ui	:	-	:
LV	1,127 e	-	1,547 s	59 e	62 e	-	2,795 s	5,135	-	5,135
LT	1,666	3	:	:	722	:	3,076 ui	813	-	813
LU	1,331 ui	-	:	: n	85	-	1,865 ui	712 ui	-	712 ui
HU	:	-	:	-	2,257	:	:	:	-	:
MT	1,101 ui	-	118 ui	-	32 e	:	1,251 ui	2,921	-	2,921
NL	:	-	2,230 ui	3,531 ui	-	-	:	:	-	:
AT	43,923 e	1	3,207 ui	:	1,643	141	48,965 ui	30,343	138	30,481
PL	72,534 ui	: n	11,767 ui	:	571	628 ui	92,145 ui	52,221	-	52,221
PT	31,493 ui	: n	37,494 ui	4,058	1,850	147 ui	75,042 ui	18,787	-	18,787
RO	4,576	-	15,940	-	2,547	: n	23,063	22,197	-	22,197
SI	3,573 ui	-	404	-	367	252 ui	4,596 ui	1,570	-	1,570
SK	184	-	5,887 ui	:	2,496	1,016	9,598 ui	4,691	-	4,691
FI	13,452 e	1,265 e	963	:	1,089 e	377	18,033 ui	16,030	-	16,030
SE	7,831	146	16,876	1,534	-	294	26,681	54,995	-	54,995
UK	:	-	:	:	8,310	-	:	297,265	-	297,265
NO	4,998	-	1,002 ui	1,884	792	11	8,687 ui	7,452	-	7,452

Key : Not available; : n Not significant; - Not applicable or real zero or zero by default; 0 or 0.00 Less than half of the unit used; e Estimated value; s Eurostat estimate; ui Unreliable or uncertain data: participant data complete for interventions covering >=80% but <100% of expenditure

C.1.3 LMP stocks by category (women), 2006

Number of participants

	2	3	4	5	6	7	LMP measures (Categories 2-7)	8	9	LMP supports (Categories 8-9)
	Training	Job rotation and job sharing	Employment incentives	Supported employment and rehabilitation	Direct job creation	Start-up incentives		Out-of-work income maintenance and support	Early retirement	
EU-27	1,156,205 ui	32,105 ui	:	:	562,273 ui	:	:	:	351,399 ui	:
EU-15	1,039,600 ui	32,092 ui	:	:	454,712 ui	:	:	:	163,839 ui	:
BE	:	-	73,166 ui	12,696 ui	65,841 s	431	186,232 ui	284,447	20,352	304,799
BG	7,305	-	9,099 ui	983	35,131 s	2,059	54,577 ui	41,445	-	41,445
CZ	4,882	-	8,202 ui	:	3,479 e	:	:	68,949	-	68,949
DK	:	:	:	:	:	:	:	:	:	:
DE	374,237 ui	231	43,706	7,895	144,492 ui	128,002 ui	698,562 ui	:	39,768	:
EE	767 s	-	434	29 e	11	16	1,257 s	6,032	-	6,032
IE	15,441	-	1,716 ui	:	13,280	1,201	31,835 ui	57,679	2,485	60,164
EL	:	:	:	:	:	:	:	:	:	:
ES	93,460 ui	:	:	18,692	:	:	:	709,565 ui	:	709,648 ui
FR	:	-	233,678 ui	:	183,130 e	25,298 ui	:	1,220,891 ui	25,244	1,246,135 ui
IT	:	15,774 ui	255,204 ui	-	18,046	:	:	263,747 ui	14,958	278,705 ui
CY	27 s	-	608 ui	:	-	26	662 ui	:	-	:
LV	3,787	-	1,551 s	270	795	-	6,403 s	21,378	-	21,378
LT	4,107	13	:	:	3,490	:	9,986 ui	10,017	897	10,914
LU	927 ui	-	:	: n	421	-	3,402 ui	2,295 ui	:	:
HU	:	-	:	-	7,747	:	:	60,705 ui	:	60,705 ui
MT	282 ui	-	138 ui	-	17 e	:	437 ui	2,505	-	2,505
NL	:	-	17,690 ui	27,307 ui	-	-	:	:	-	:
AT	47,411 e	3	19,020 ui	:	4,096	892	71,899 ui	87,150 ui	26,993	114,143 ui
PL	70,869 ui	: n	45,406 ui	:	4,306	1,401 s	214,133 ui	142,456	170,885	313,341
PT	24,871 ui	: n	40,552 ui	2,535	15,273	1,501 ui	84,732 ui	171,049	4,826	175,875
RO	8,014	-	24,586	-	4,158	: n	36,758	77,613	-	77,613
SI	7,804 ui	-	1,313	-	2,048	1,235 ui	12,400 ui	16,405	-	16,405
SK	1,572	-	8,182 ui	1,037	46,379	7,326	64,496 ui	51,080	15,778	66,858
FI	27,387 e	5,474	8,704	:	7,922 e	1,962	53,945 ui	115,809	24,114	139,923
SE	24,451	9,230	48,517	16,810	-	2,341	101,349	188,980	-	188,980
UK	:	-	:	:	2,140	-	:	254,392	-	254,392
NO	19,436	-	1,591 ui	5,919	4,387	214	31,547 ui	35,857	-	35,857

Key : Not available; : n Not significant; - Not applicable or real zero or zero by default; 0 or 0.00 Less than half of the unit used; e Estimated value; s Eurostat estimate; ui Unreliable or uncertain data: participant data complete for interventions covering >=80% but <100% of expenditure

C.1.4 Share of LMP stocks by category (total), 2006

eurostat	% total stock in categories 2-7							% total stock in categories 8-9		
	2 Training	3 Job rotation and job sharing	4 Employment incentives	5 Supported employment and rehabilitation	6 Direct job creation	7 Start-up incentives	LMP measures (Categories 2-7)	8 Out-of-work income maintenance and support	9 Early retirement	LMP supports (Categories 8-9)
EU-27	33.6 ui	0.9 ui	40.6 ui	6.8 ui	11.8 s	6.3 ui	100.0 ui	93.8 ui	6.2 ui	100.0 ui
EU-15	35.1 ui	1.0 ui	42.1 ui	4.8 ui	10.5 s	6.5 ui	100.0 ui	96.2 ui	3.8 ui	100.0 ui
BE	26.6	-	32.2 ui	10.7 ui	30.2	0.3	100.0 ui	84.5	15.5	100.0
BG	10.9	-	13.4	1.7	69.7	4.3	100.0	100.0	-	100.0
CZ	12.6	-	28.3	35.8	16.2	7.2	100.0	100.0	-	100.0
DK	:	:	:	:	:	:	:	:	:	:
DE	63.0	0.0	5.0	0.9	14.8	16.2	100.0	98.6 e	1.4	100.0 e
EE	58.4 s	-	35.5	3.1 e	1.8	1.2	100.0 s	100.0	-	100.0
IE	44.0	-	7.0	2.6 s	39.2	7.2	100.0 s	93.0	7.0	100.0
EL	:	:	:	:	:	:	:	:	:	:
ES	7.9 ui	2.1	77.4	1.3 e	6.7 s	4.7 ui	100.0 ui	99.8 ui	:	100.0 ui
FR	34.7 e	-	34.9 ui	8.1 e	17.5	4.8 e	100.0 ui	96.7 e	3.3	100.0 e
IT	:	:	:	-	:	:	:	89.4	10.6	100.0
CY	10.1 s	-	85.5 ui	:	-	4.4	100.0 ui	100.0	-	100.0
LV	52.3	-	26.8 s	5.2	15.7	-	100.0 s	100.0	-	100.0
LT	41.0	0.1	:	:	37.7	1.1	100.0 ui	89.8	10.2	100.0
LU	23.2 ui	-	:	0.5	10.9 e	-	100.0 ui	85.2 ui	14.8	100.0 ui
HU	19.9	-	50.9	-	24.5	4.7	100.0	96.5	3.5 s	100.0 s
MT	78.4 ui	-	19.8 ui	-	1.8 e	:	100.0 ui	100.0	-	100.0
NL	48.3	-	12.6	39.1	-	-	100.0	100.0 ui	-	100.0 ui
AT	55.5 e	0.0	37.6 e	:	4.7	1.4	100.0 ui	78.3	21.7	100.0
PL	21.8 s	: n	21.6 ui	:	1.8	0.7 s	100.0 ui	42.7	57.3	100.0
PT	30.3 ui	: n	49.9 ui	3.6	13.4	2.7 ui	100.0 ui	93.7	6.3	100.0
RO	18.0	-	61.3	-	20.8	: n	100.0	100.0	-	100.0
SI	56.8 ui	-	11.5	-	15.9	15.9 ui	100.0 ui	100.0	-	100.0
SK	1.6	-	9.2 ui	1.3	73.4	14.5	100.0 ui	68.6	31.4	100.0
FI	49.6	7.4	16.0	9.0 e	13.7	4.3	100.0 e	83.4	16.6	100.0
SE	23.0	5.8	52.5	16.3	-	2.4	100.0	100.0	-	100.0
UK	46.2	-	35.5 ui	8.5	9.8	-	100.0 ui	100.0	-	100.0
NO	57.6	-	7.7 ui	21.1	12.7	0.8	100.0 ui	100.0	-	100.0

Key : Not available; :n Not significant; - Not applicable or real zero or zero by default; 0 or 0.00 Less than half of the unit used; e Estimated value; s Eurostat estimate; ui Unreliable or uncertain data: participant data complete for interventions covering >=80% but <100% of expenditure

C.1.5 Share of LMP stocks by category (under 25s), 2006

eurostat	% total stock in categories 2-7							% total stock in categories 8-9		
	2 Training	3 Job rotation and job sharing	4 Employment incentives	5 Supported employment and rehabilitation	6 Direct job creation	7 Start-up incentives	LMP measures (Categories 2-7)	8 Out-of-work income maintenance and support	9 Early retirement	LMP supports (Categories 8-9)
EU-27	:	:	:	:	:	:	:	:	:	:
EU-15	:	:	:	:	:	:	:	:	:	:
BE	:	-	:	:	:	:	:	100.0	-	100.0
BG	27.4	-	15.4 ui	0.5	49.6 s	7.2	100.0 ui	100.0	-	100.0
CZ	:	-	:	:	:	:	:	:	-	:
DK	:	:	:	:	:	:	:	:	:	:
DE	78.2 ui	0.0	4.4	2.1	11.2 ui	4.1 ui	100.0 ui	:	-	:
EE	53.6 s	-	42.3	3.4 e	-	0.6	100.0 s	100.0	-	100.0
IE	90.9	-	2.7 ui	:	4.0	0.8	100.0 ui	100.0	-	100.0
EL	:	:	:	:	:	:	:	:	:	:
ES	:	:	:	:	:	:	:	100.0 ui	-	100.0 ui
FR	51.0 ui	-	38.5 ui	:	9.8 ui	0.7 e	100.0 ui	100.0 ui	-	100.0 ui
IT	:	:	:	-	:	:	:	100.0 ui	-	100.0 ui
CY	:	-	44.3 ui	:	-	9.2	100.0 ui	:	-	:
LV	40.3 e	-	55.3 s	2.1 e	2.2 e	-	100.0 s	100.0	-	100.0
LT	54.2	0.1	:	:	23.5	:	100.0 ui	100.0	-	100.0
LU	71.4 ui	-	:	: n	4.6	-	100.0 ui	100.0 ui	-	100.0 ui
HU	:	-	:	-	:	:	:	:	-	:
MT	88.0 ui	-	9.4 ui	-	2.6 e	:	100.0 ui	100.0	-	100.0
NL	:	-	:	:	-	-	:	:	-	:
AT	89.7 e	0.0	6.5 ui	:	3.4	0.3	100.0 ui	99.5	0.5	100.0
PL	78.7 ui	: n	12.8 ui	:	0.6	0.7 ui	100.0 ui	100.0	-	100.0
PT	42.0 ui	: n	50.0 ui	5.4	2.5	0.2 ui	100.0 ui	100.0	-	100.0
RO	19.8	-	69.1	-	11.0	: n	100.0	100.0	-	100.0
SI	77.7 ui	-	8.8	-	8.0	5.5 ui	100.0 ui	100.0	-	100.0
SK	1.9	-	61.3 ui	:	26.0	10.6	100.0 ui	100.0	-	100.0
FI	74.6 e	7.0 e	5.3	:	6.0 e	2.1	100.0 ui	100.0	-	100.0
SE	29.4	0.5	63.3	5.7	-	1.1	100.0	100.0	-	100.0
UK	:	-	:	:	:	-	:	100.0	-	100.0
NO	57.5	-	11.5 ui	21.7	9.1	0.1	100.0 ui	100.0	-	100.0

Key : Not available; : n Not significant; - Not applicable or real zero or zero by default; 0 or 0.00 Less than half of the unit used; e Estimated value; s Eurostat estimate; ui Unreliable or uncertain data: participant data complete for interventions covering >=80% but <100% of expenditure


C.1.6 Share of LMP stocks by category (women), 2006

eurostat	% total stock in categories 2-7							% total stock in categories 8-9		
	2 Training	3 Job rotation and job sharing	4 Employment incentives	5 Supported employment and rehabilitation	6 Direct job creation	7 Start-up incentives	LMP measures (Categories 2-7)	8 Out-of-work income maintenance and support	9 Early retirement	LMP supports (Categories 8-9)
EU-27	:	:	:	:	:	:	:	:	:	:
EU-15	:	:	:	:	:	:	:	:	:	:
BE	:	-	39.3 ui	6.8 ui	35.4 s	0.2	100.0 ui	93.3	6.7	100.0
BG	13.4	-	16.7 ui	1.8	64.4 s	3.8	100.0 ui	100.0	-	100.0
CZ	:	-	:	:	:	:	:	100.0	-	100.0
DK	:	:	:	:	:	:	:	:	:	:
DE	53.6 ui	0.0	6.3	1.1	20.7 ui	18.3 ui	100.0 ui	:	:	:
EE	61.0 s	-	34.5	2.3 e	0.9	1.3	100.0 s	100.0	-	100.0
IE	48.5	-	5.4 ui	:	41.7	3.8	100.0 ui	95.9	4.1	100.0
EL	:	:	:	:	:	:	:	:	:	:
ES	:	:	:	:	:	:	:	100.0 ui	:	100.0 ui
FR	:	-	:	:	:	:	:	98.0 ui	2.0	100.0 ui
IT	:	:	:	-	:	:	:	94.6 ui	5.4	100.0 ui
CY	4.1 s	-	91.9 ui	:	-	4.0	100.0 ui	:	-	:
LV	59.1	-	24.2 s	4.2	12.4	-	100.0 s	100.0	-	100.0
LT	41.1	0.1	:	:	34.9	:	100.0 ui	91.8	8.2	100.0
LU	27.2 ui	-	:	: n	12.4	-	100.0 ui	:	:	:
HU	:	-	:	-	:	:	:	100.0 ui	:	100.0 ui
MT	64.5 ui	-	31.6 ui	-	3.9 e	:	100.0 ui	100.0	-	100.0
NL	:	-	:	:	-	-	:	:	-	:
AT	65.9 e	0.0	26.5 ui	:	5.7	1.2	100.0 ui	76.4 ui	23.6	100.0 ui
PL	33.1 ui	: n	21.2 ui	:	2.0	0.7 s	100.0 ui	45.5	54.5	100.0
PT	29.4 ui	: n	47.9 ui	3.0	18.0	1.8 ui	100.0 ui	97.3	2.7	100.0
RO	21.8	-	66.9	-	11.3	: n	100.0	100.0	-	100.0
SI	62.9 ui	-	10.6	-	16.5	10.0 ui	100.0 ui	100.0	-	100.0
SK	2.4	-	12.7 ui	1.6	71.9	11.4	100.0 ui	76.4	23.6	100.0
FI	50.8 e	10.1	16.1	:	14.7 e	3.6	100.0 ui	82.8	17.2	100.0
SE	24.1	9.1	47.9	16.6	-	2.3	100.0	100.0	-	100.0
UK	:	-	:	:	:	-	:	100.0	-	100.0
NO	61.6	-	5.0 ui	18.8	13.9	0.7	100.0 ui	100.0	-	100.0

Key : Not available; : n Not significant; - Not applicable or real zero or zero by default; 0 or 0.00 Less than half of the unit used; e Estimated value; s Eurostat estimate; ui Unreliable or uncertain data: participant data complete for interventions covering >=80% but <100% of expenditure

C.2 LMP entrants by type of action, 2006

C.2.1 LMP entrants by category (total), 2006

		<i>Number of participants</i>									
		2	3	4	5	6	7	LMP measures (Categories 2-7)	8	9	LMP supports (Categories 8-9)
		Training	Job rotation and job sharing	Employment incentives	Supported employment and rehabilitation	Direct job creation	Start-up incentives		Out-of-work income maintenance and support	Early retirement	
EU-27		6,766,493 ui	98,325 ui	:	:	2,147,565 ui	731,503 ui	14,191,790 ui	:	:	:
EU-15		6,101,833 ui	98,248 ui	:	:	1,565,280 ui	597,645 ui	12,104,043 ui	:	:	:
BE		:	-	:	:	:	:	:	:	:	:
BG		38,677	-	13,182	2,030	63,637	55,763	173,289	148,066	-	148,066
CZ		53,504	-	25,270 ui	6,546	18,011	2,503	105,834 ui	340,270	-	340,270
DK		:	:	:	:	:	:	:	:	:	:
DE		2,646,867 ui	529	597,534	14,644	873,735	294,674	4,427,983 ui	:	45,622	:
EE		10,168	-	252	60	253	288	11,021	32,152	-	32,152
IE		:	-	:	:	32,343	:	:	215,428	:	215,428 ui
EL		:	:	:	:	:	:	:	:	:	:
ES		764,665	71,904	1,664,936	32,169 e	234,675 e	:	2,950,688 ui	3,864,237	34,930	3,899,167
FR		860,160 e	-	754,589 e	:	280,522	80,344 e	1,975,615 ui	1,987,002 ui	5,667	1,992,669 ui
IT		:	:	:	-	1,880	10,920 ui	:	:	:	:
CY		490	-	13,395	:	-	71	13,956 ui	31,859	-	31,859
LV		25,042	-	14,059	362	9,622	-	49,085	36,882	-	36,882
LT		23,566	77	9,785	2,727	34,415	3,417	73,987	55,029	24	55,053
LU		4,229 e	-	:	1,238	:	19	:	38,602	486	39,088
HU		29,521	-	33,512	-	55,723	1,943	120,699	369,438	-	369,438
MT		10,125 ui	-	1,140 ui	-	131	:	11,396 ui	:	-	:
NL		175,594 ui	-	16,990 e	36,300 e	-	-	228,884 ui	390,010	-	390,010
AT		789,004	18	108,585	:	16,531	9,723	939,739 ui	923,956 e	53,024	976,980 e
PL		377,453 ui	: n	231,883 ui	:	103,632	35,405	993,553 ui	603,110	5,887	608,997
PT		66,967	2	37,430	7,323	35,597	1,737	149,056	185,890	:	185,890 ui
RO		46,858	-	77,305 ui	-	54,702	19,058	197,923 ui	305,875	-	305,875
SI		40,882	-	3,655	-	5,460	4,528	54,525	38,435	-	38,435
SK		8,374	-	25,893	:	236,699	10,882	282,479 ui	75,978	37,824	113,802
FI		141,031	12,313	25,628	29,756 e	33,464	8,021	250,213 e	240,018	11,788	251,806
SE		166,286	11,896	195,573	42,036	-	9,500	425,291	781,895	-	781,895
UK		:	-	:	:	39,430	-	:	212,735	-	212,735
NO		75,851	-	15,062 ui	30,289	20,902	1,238	143,342 ui	99,219	-	99,219

Key : Not available; : n Not significant; - Not applicable or real zero or zero by default; 0 or 0.00 Less than half of the unit used; e Estimated value; s Eurostat estimate; ui Unreliable or uncertain data: participant data complete for interventions covering >=80% but <100% of expenditure

C.2.2 LMP entrants by category (under 25s), 2006

eurostat	<i>Number of participants</i>									
	2 Training	3 Job rotation and job sharing	4 Employment incentives	5 Supported employment and rehabilitation	6 Direct job creation	7 Start-up incentives	LMP measures (Categories 2-7)	8 Out-of-work income maintenance and support	9 Early retirement	LMP supports (Categories 8-9)
EU-27	:	23,788 ui	:	:	371,727 ui	84,078 ui	:	:	469 e	:
EU-15	:	23,772 ui	:	:	328,885 ui	58,093 ui	:	:	469 e	:
BE	:	-	:	:	:	:	:	:	-	:
BG	13,342 s	-	2,710 ui	82	6,337	12,650 ui	35,121 ui	10,537	-	10,537
CZ	12,388	-	9,856 ui	:	2,492	:	:	:	-	:
DK	:	:	:	:	:	:	:	:	:	:
DE	1,102,060 ui	110	134,978	6,171	198,763	22,168	1,464,250 ui	:	-	:
EE	1,526	-	49	11 e	4	16	1,606 e	4,094	-	4,094
IE	:	-	:	:	822	:	:	47,498 ui	-	47,498 ui
EL	:	:	:	:	:	:	:	:	:	:
ES	239,443	21,377	:	4,034 e	21,140 e	:	602,808 ui	394,869 ui	-	394,869 ui
FR	446,649 ui	-	:	:	58,056 ui	5,547 e	762,757 ui	424,474 ui	-	424,474 ui
IT	:	:	:	-	: n	1,519 ui	:	:	-	:
CY	:	-	702	:	-	12	833 ui	:	-	:
LV	5,177	-	12,633	44	392	-	18,246	5,072 ui	-	5,072 ui
LT	4,204	16	:	263	5,835	422	12,975 ui	:	-	:
LU	2,288 e	-	:	98	:	: n	:	1,244 ui	-	1,244 ui
HU	:	-	:	-	7,627	:	:	35,268	-	35,268
MT	3,502 ui	-	485 ui	-	126	:	4,113 ui	:	-	:
NL	:	-	1,870 ui	:	-	-	:	:	-	:
AT	248,543	4	8,561 ui	:	2,959	637	264,241 ui	178,741	469	179,210
PL	223,417 ui	: n	32,946 ui	:	7,213	7,536 ui	277,757 ui	101,326 s	-	101,326 s
PT	30,306 ui	: n	21,987 ui	4,982	3,352	57 ui	60,684 ui	22,214 ui	-	22,214 ui
RO	12,944	-	22,171 ui	-	7,280	4,197	46,592 ui	49,368 e	-	49,368 e
SI	7,121	-	657	-	627	206 ui	8,611 ui	2,886	-	2,886
SK	656	-	10,851 ui	:	4,909	792	17,222 ui	3,524 ui	-	3,524 ui
FI	43,563	2,103	1,855	:	2,969	795	55,505 ui	33,519 ui	-	33,519 ui
SE	33,475	178	60,856	4,400 s	-	529	99,438 s	202,285 ui	-	202,285 ui
UK	:	-	:	:	39,430	-	:	87,285	-	87,285
NO	14,926	-	3,126 ui	4,099	1,840	34	24,025 ui	:	-	:

Key : Not available; : n Not significant; - Not applicable or real zero or zero by default; 0 or 0.00 Less than half of the unit used; e Estimated value; s Eurostat estimate; ui Unreliable or uncertain data: participant data complete for interventions covering >=80% but <100% of expenditure

C.2.3 LMP entrants by category (women), 2006

eurostat	Number of participants									
	2 Training	3 Job rotation and job sharing	4 Employment incentives	5 Supported employment and rehabilitation	6 Direct job creation	7 Start-up incentives	LMP measures (Categories 2-7)	8 Out-of-work income maintenance and support	9 Early retirement	LMP supports (Categories 8-9)
EU-27	:	77,596 ui	:	:	980,981 ui	:	:	:	:	:
EU-15	:	77,522 ui	:	:	731,629 ui	:	:	:	:	:
BE	:	-	:	:	:	:	:	:	:	:
BG	24,587	-	7,948 ui	1,126	30,309	24,865 ui	88,835 ui	89,970	-	89,970
CZ	32,074	-	12,458 ui	:	6,610	:	:	165,713 ui	-	165,713 ui
DK	:	:	:	:	:	:	:	:	:	:
DE	1,094,870 ui	265	198,418 ui	5,043	340,890	124,327	1,763,813 ui	:	17,582	:
EE	6,888	-	131	29 e	92	189	7,329 e	20,978	-	20,978
IE	:	-	:	:	18,867	:	:	93,556 ui	:	93,556 ui
EL	:	:	:	:	:	:	:	:	:	:
ES	368,746	59,559	:	13,985 e	141,932 e	:	1,323,975 ui	1,992,745 ui	9,622	2,002,367 ui
FR	390,647 ui	-	:	:	163,248 ui	26,617 ui	843,392 ui	950,676 ui	1,637	952,313 ui
IT	:	:	:	-	1,065	:	:	:	:	:
CY	263	-	7,304	:	-	29	7,596 ui	:	-	:
LV	18,881	-	8,720	184	5,172	-	32,957	19,925 ui	-	19,925 ui
LT	13,653	74	:	1,653	18,275	2,031	41,807 ui	:	14	:
LU	1,782 e	-	:	401	:	: n	:	3,776 ui	:	:
HU	:	-	:	-	23,468	:	:	173,766	-	173,766
MT	3,022 ui	-	467 ui	-	67	:	3,556 ui	:	-	:
NL	:	-	3,590 ui	:	-	-	:	:	-	:
AT	412,799	12	41,195 ui	:	8,712	3,732	472,267 ui	355,651 ui	22,025	377,676 ui
PL	226,922 ui	: n	100,661 ui	:	44,961	15,337	480,032 ui	257,833	2,668	260,501
PT	39,373 ui	: n	18,980 ui	3,255	25,870	627 ui	88,105 ui	98,545 ui	:	98,545 ui
RO	23,892	-	36,937 ui	-	12,261	7,601	80,691 ui	129,026 e	-	129,026 e
SI	22,924	-	1,997	-	3,258	901 ui	29,080 ui	22,093	-	22,093
SK	5,011	-	11,851 ui	:	104,879	4,223	126,308 ui	38,808	13,353 s	52,161 s
FI	79,294	9,219	13,145	:	18,120	3,761	128,896 ui	128,600 ui	6,151	134,751 ui
SE	74,553	8,467	86,952	21,650	-	4,106	195,728	414,477 ui	-	414,477 ui
UK	:	-	:	:	10,154 e	-	:	64,302	-	64,302
NO	38,110	-	5,382 ui	14,253	11,975	575	70,295 ui	:	-	:

Key : Not available; : n Not significant; - Not applicable or real zero or zero by default; 0 or 0.00 Less than half of the unit used; e Estimated value; s Eurostat estimate; ui Unreliable or uncertain data: participant data complete for interventions covering >=80% but <100% of expenditure

C.2.4 Share of LMP entrants by category (total), 2006

eurostat	% total entrants in categories 2-7							% total entrants in categories 8-9		
	2 Training	3 Job rotation and job sharing	4 Employment incentives	5 Supported employment and rehabilitation	6 Direct job creation	7 Start-up incentives	LMP measures (Categories 2-7)	8 Out-of-work income maintenance and support	9 Early retirement	LMP supports (Categories 8-9)
EU-27	47.7 ui	0.7 ui	:	:	15.1 ui	5.2 ui	100.0 ui	:	:	:
EU-15	50.4 ui	0.8 ui	:	:	12.9 ui	4.9 ui	100.0 ui	:	:	:
BE	:	-	:	:	:	:	:	:	:	:
BG	22.3	-	7.6	1.2	36.7	32.2	100.0	100.0	-	100.0
CZ	50.6	-	23.9 ui	6.2	17.0	2.4	100.0 ui	100.0	-	100.0
DK	:	:	:	:	:	:	:	:	:	:
DE	59.8 ui	0.0	13.5	0.3	19.7	6.7	100.0 ui	:	:	:
EE	92.3	-	2.3	0.5	2.3	2.6	100.0	100.0	-	100.0
IE	:	-	:	:	:	:	:	100.0	:	100.0 ui
EL	:	:	:	:	:	:	:	:	:	:
ES	25.9	2.4	56.4	1.1 e	8.0 e	:	100.0 ui	99.1	0.9	100.0
FR	43.5 e	-	38.2 e	:	14.2	4.1 e	100.0 ui	99.7 ui	0.3	100.0 ui
IT	:	:	:	-	:	:	:	:	:	:
CY	3.5	-	96.0	:	-	0.5	100.0 ui	100.0	-	100.0
LV	51.0	-	28.6	0.7	19.6	-	100.0	100.0	-	100.0
LT	31.9	0.1	13.2	3.7	46.5	4.6	100.0	100.0	0.0	100.0
LU	:	-	:	:	:	:	:	98.8	1.2	100.0
HU	24.5	-	27.8	-	46.2	1.6	100.0	100.0	-	100.0
MT	88.8 ui	-	10.0 ui	-	1.1	:	100.0 ui	:	-	:
NL	76.7 ui	-	7.4 e	15.9 e	-	-	100.0 ui	100.0	-	100.0
AT	84.0	0.0	11.6	:	1.8	1.0	100.0 ui	94.6 e	5.4	100.0 e
PL	38.0 ui	: n	23.3 ui	:	10.4	3.6	100.0 ui	99.0	1.0	100.0
PT	44.9	0.0	25.1	4.9	23.9	1.2	100.0	100.0	:	100.0 ui
RO	23.7	-	39.1 ui	-	27.6	9.6	100.0 ui	100.0	-	100.0
SI	75.0	-	6.7	-	10.0	8.3	100.0	100.0	-	100.0
SK	3.0	-	9.2	:	83.8	3.9	100.0 ui	66.8	33.2	100.0
FI	56.4	4.9	10.2	11.9 e	13.4	3.2	100.0 e	95.3	4.7	100.0
SE	39.1	2.8	46.0	9.9	-	2.2	100.0	100.0	-	100.0
UK	:	-	:	:	:	-	:	100.0	-	100.0
NO	52.9	-	10.5 ui	21.1	14.6	0.9	100.0 ui	100.0	-	100.0

Key : Not available; : n Not significant; - Not applicable or real zero or zero by default; 0 or 0.00 Less than half of the unit used; e Estimated value; s Eurostat estimate; ui Unreliable or uncertain data: participant data complete for interventions covering >=80% but <100% of expenditure

C.2.5 Share of LMP entrants by category (under 25s), 2006

eurostat	% total entrants in categories 2-7							% total entrants in categories 8-9		
	2 Training	3 Job rotation and job sharing	4 Employment incentives	5 Supported employment and rehabilitation	6 Direct job creation	7 Start-up incentives	LMP measures (Categories 2-7)	8 Out-of-work income maintenance and support	9 Early retirement	LMP supports (Categories 8-9)
EU-27	:	:	:	:	:	:	:	:	:	:
EU-15	:	:	:	:	:	:	:	:	:	:
BE	:	-	:	:	:	:	:	:	-	:
BG	38.0 s	-	7.7 ui	0.2	18.0	36.0 ui	100.0 ui	100.0	-	100.0
CZ	:	-	:	:	:	:	:	:	-	:
DK	:	:	:	:	:	:	:	:	:	:
DE	75.3 ui	0.0	9.2	0.4	13.6	1.5	100.0 ui	:	-	:
EE	95.0	-	3.1	0.7 e	0.2	1.0	100.0 e	100.0	-	100.0
IE	:	-	:	:	:	:	:	100.0 ui	-	100.0 ui
EL	:	:	:	:	:	:	:	:	:	:
ES	39.7	3.5	:	0.7 e	3.5 e	:	100.0 ui	100.0 ui	-	100.0 ui
FR	58.6 ui	-	:	:	7.6 ui	0.7 e	100.0 ui	100.0 ui	-	100.0 ui
IT	:	:	:	-	:	:	:	:	-	:
CY	:	-	84.3	:	-	1.4	100.0 ui	:	-	:
LV	28.4	-	69.2	0.2	2.1	-	100.0	100.0 ui	-	100.0 ui
LT	32.4	0.1	:	2.0	45.0	3.3	100.0 ui	:	-	:
LU	:	-	:	:	:	:	:	100.0 ui	-	100.0 ui
HU	:	-	:	-	:	:	:	100.0	-	100.0
MT	85.1 ui	-	11.8 ui	-	3.1	:	100.0 ui	:	-	:
NL	:	-	:	:	-	-	:	:	-	:
AT	94.1	0.0	3.2 ui	:	1.1	0.2	100.0 ui	99.7	0.3	100.0
PL	80.4 ui	: n	11.9 ui	:	2.6	2.7 ui	100.0 ui	100.0 s	-	100.0 s
PT	49.9 ui	: n	36.2 ui	8.2	5.5	0.1 ui	100.0 ui	100.0 ui	-	100.0 ui
RO	27.8	-	47.6 ui	-	15.6	9.0	100.0 ui	100.0 e	-	100.0 e
SI	82.7	-	7.6	-	7.3	2.4 ui	100.0 ui	100.0	-	100.0
SK	3.8	-	63.0 ui	:	28.5	4.6	100.0 ui	100.0 ui	-	100.0 ui
FI	78.5	3.8	3.3	:	5.3	1.4	100.0 ui	100.0 ui	-	100.0 ui
SE	33.7	0.2	61.2	4.4 s	-	0.5	100.0 s	100.0 ui	-	100.0 ui
UK	:	-	:	:	:	-	:	100.0	-	100.0
NO	62.1	-	13.0 ui	17.1	7.7	0.1	100.0 ui	:	-	:

Key : Not available; : n Not significant; - Not applicable or real zero or zero by default; 0 or 0.00 Less than half of the unit used; e Estimated value; s Eurostat estimate; ui Unreliable or uncertain data: participant data complete for interventions covering >=80% but <100% of expenditure

C.2.6 Share of LMP entrants by category (women), 2006

eurostat	% total entrants in categories 2-7							% total entrants in categories 8-9		
	2 Training	3 Job rotation and job sharing	4 Employment incentives	5 Supported employment and rehabilitation	6 Direct job creation	7 Start-up incentives	Total LMP measures (categories 2-7)	8 Out-of-work income maintenance and support	9 Early retirement	Total LMP supports (categories 8-9)
EU-27	:	:	:	:	:	:	:	:	:	:
EU-15	:	:	:	:	:	:	:	:	:	:
BE	:	-	:	:	:	:	:	:	:	:
BG	27.7	-	8.9 ui	1.3	34.1	28.0 ui	100.0 ui	100.0	-	100.0
CZ	:	-	:	:	:	:	:	100.0 ui	-	100.0 ui
DK	:	:	:	:	:	:	:	:	:	:
DE	62.1 ui	0.0	11.2 ui	0.3	19.3	7.0	100.0 ui	:	:	:
EE	94.0	-	1.8	0.4 e	1.3	2.6	100.0 e	100.0	-	100.0
IE	:	-	:	:	:	:	:	100.0 ui	:	100.0 ui
EL	:	:	:	:	:	:	:	:	:	:
ES	27.9	4.5	:	1.1 e	10.7 e	:	100.0 ui	99.5 ui	0.5	100.0 ui
FR	46.3 ui	-	:	:	19.4 ui	3.2 ui	100.0 ui	99.8 ui	0.2	100.0 ui
IT	:	:	:	-	:	:	:	:	:	:
CY	3.5	-	96.2	:	-	0.4	100.0 ui	:	-	:
LV	57.3	-	26.5	0.6	15.7	-	100.0	100.0 ui	-	100.0 ui
LT	32.7	0.2	:	4.0	43.7	4.9	100.0 ui	:	:	:
LU	:	-	:	:	:	:	:	:	:	:
HU	:	-	:	-	:	:	:	100.0	-	100.0
MT	85.0 ui	-	13.1 ui	-	1.9	:	100.0 ui	:	-	:
NL	:	-	:	:	-	-	:	:	-	:
AT	87.4	0.0	8.7 ui	:	1.8	0.8	100.0 ui	94.2 ui	5.8	100.0 ui
PL	47.3 ui	: n	21.0 ui	:	9.4	3.2	100.0 ui	99.0	1.0	100.0
PT	44.7 ui	: n	21.5 ui	3.7	29.4	0.7 ui	100.0 ui	100.0 ui	:	100.0 ui
RO	29.6	-	45.8 ui	-	15.2	9.4	100.0 ui	100.0 e	-	100.0 e
SI	78.8	-	6.9	-	11.2	3.1 ui	100.0 ui	100.0	-	100.0
SK	4.0	-	9.4 ui	:	83.0	3.3	100.0 ui	74.4	25.6 s	100.0 s
FI	61.5	7.2	10.2	:	14.1	2.9	100.0 ui	95.4 ui	4.6	100.0 ui
SE	38.1	4.3	44.4	11.1	-	2.1	100.0	100.0 ui	-	100.0 ui
UK	:	-	:	:	:	-	:	100.0	-	100.0
NO	54.2	-	7.7 ui	20.3	17.0	0.8	100.0 ui	:	-	:

Key : Not available; : n Not significant; - Not applicable or real zero or zero by default; 0 or 0.00 Less than half of the unit used; e Estimated value; s Eurostat estimate; ui Unreliable or uncertain data: participant data complete for interventions covering >=80% but <100% of expenditure

C.3 Participant indicators, 2006

C.3.1 Regular activation, 2006

Regular activation is one of the indicators used for monitoring of the European Employment Strategy. It is defined as:

Number of participants in regular activation measures (LMP categories 2-7) divided by the number of persons wanting to work (ILO unemployed plus labour reserve)


eurostat	Activation per 100 persons wanting to work							Total regular activation in LMP measures (categories 2-7)
	2 Training	3 Job rotation and job sharing	4 Employment incentives	5 Supported employment and rehabilitation	6 Direct job creation	7 Start-up incentives		
EU-27	10.5 ui	0.3 ui	12.6 ui	2.1 ui	3.7 s	2.0 ui	31.1 ui	
EU-15	13.3 ui	0.4 ui	15.9 ui	1.8 ui	4.0 s	2.5 ui	37.9 ui	
BE	16.5	-	19.9 ui	6.6 ui	18.7	0.2	61.9 ui	
BG	1.6	-	2.0	0.2	10.3	0.6	14.8	
CZ	1.2	-	2.7	3.3	1.5	0.7	9.4	
DK	:	:	:	:	:	:	:	
DE	23.6	0.0	1.9	0.3	5.5	6.1	37.4	
EE	1.2 s	-	0.7	0.1 e	0.0	0.0	2.0 s	
IE	14.1	-	2.3	0.8 s	12.5	2.3	32.0 s	
EL	:	:	:	:	:	:	:	
ES	7.4 ui	1.9	73.1	1.2 e	6.3 s	4.5 ui	94.5 ui	
FR	15.8 e	-	15.9 ui	3.7 e	8.0	2.2 e	45.6 ui	
IT	:	0.3 ui	11.1 ui	-	0.7	0.2 ui	:	
CY	0.4 s	-	3.8 ui	:	-	0.2	4.4 ui	
LV	1.8	-	0.9 s	0.2	0.5	-	3.4 s	
LT	4.5	0.0	:	:	4.1	0.1	10.9 ui	
LU	18.4 ui	-	:	0.4	8.7 e	-	79.6 ui	
HU	2.1	-	5.5	-	2.6	0.5	10.7	
MT	5.5 ui	-	1.4 ui	-	0.1 e	:	7.0 ui	
NL	22.0	-	5.8	17.8	-	-	45.6	
AT	13.6 e	0.0	9.2 e	:	1.1	0.3	24.5 ui	
PL	2.1 s	: n	2.1 ui	:	0.2	0.1 s	9.8 ui	
PT	9.3 ui	: n	15.4 ui	1.1	4.1	0.8 ui	30.7 ui	
RO	1.2	-	4.1	-	1.4	: n	6.8	
SI	8.1 ui	-	1.6	-	2.3	2.3 ui	14.3 ui	
SK	0.5	-	2.9 ui	0.4	22.9	4.5	31.2 ui	
FI	11.1	1.7	3.6	2.0 e	3.0	1.0	22.3 e	
SE	7.4	1.8	16.8	5.2	-	0.8	32.0	
UK	1.0	-	0.8 ui	0.2	0.2	-	2.3 ui	
NO	13.8	-	1.8 ui	5.1	3.1	0.2	23.9 ui	

Key : Not available; :n Not significant; - Not applicable or real zero or zero by default; 0 or 0.00 Less than half of the unit used; e Estimated value; s Eurostat estimate; ui Unreliable or uncertain data: participant data complete for interventions covering >=80% but <100% of expenditure

C.3.2 Regular activation (men), 2006

Regular activation is one of the indicators used for monitoring of the European Employment Strategy. It is defined as:
Number of participants in regular activation measures (LMP categories 2-7) divided by the number of persons wanting to work (ILO unemployed plus labour reserve)


Activation per 100 persons wanting to work

	2 Training	3 Job rotation and job sharing	4 Employment incentives	5 Supported employment and rehabilitation	6 Direct job creation	7 Start-up incentives	Total regular activation in LMP measures (categories 2-7)
EU-27	8.5 ui	0.1 ui	:	:	3.3 ui	:	:
EU-15	11.0 ui	0.1 ui	:	:	3.3 ui	:	:
BE	:	-	14.3 ui	8.6 ui	15.6 s	0.2	51.6 ui
BG	1.2	-	1.4 ui	0.2	11.0 s	0.7	14.5 ui
CZ	0.9	-	2.6 ui	:	2.3 e	:	:
DK	:	:	:	:	:	:	:
DE	14.8 ui	0.0	2.5	0.5	6.4 ui	5.2 ui	29.4 ui
EE	0.8 s	-	0.6	0.1 e	0.1	0.0	1.5 s
IE	11.6	-	2.3 ui	:	10.8	3.2	28.4 ui
EL	:	:	:	:	:	:	:
ES	6.1 ui	:	:	1.9	:	:	:
FR	:	-	18.9 ui	:	6.0 e	3.2 ui	:
IT	:	0.1 ui	15.2 ui	-	0.9	:	:
CY	1.0 s	-	4.8 ui	:	-	0.3	6.0 ui
LV	0.9	-	0.8 s	0.2	0.5	-	2.4 s
LT	4.0	0.0	:	:	4.1	:	9.8 ui
LU	28.3 ui	-	:	: n	12.7	-	132.8 ui
HU	:	-	:	-	3.0	:	:
MT	10.9 ui	-	2.1 ui	-	0.1 e	:	13.2 ui
NL	:	-	5.9 ui	20.4 ui	-	-	:
AT	13.6 e	0.0	7.1 ui	:	1.1	0.4	22.6 ui
PL	1.3 ui	: n	2.5 ui	:	0.2	0.1 s	10.5 ui
PT	10.1 ui	: n	16.9 ui	1.4	2.6	1.2 ui	32.2 ui
RO	1.1	-	4.2	-	2.1	: n	7.4
SI	6.0 ui	-	1.6	-	1.9	3.0 ui	12.4 ui
SK	0.3	-	2.3 ui	0.4	27.2	6.2	36.5 ui
FI	9.8 e	0.9	3.2	:	2.5 e	1.0	18.9 ui
SE	8.1	1.1	20.6	5.9	-	0.9	36.6
UK	:	-	:	:	0.3	-	:
NO	12.7	-	2.5 ui	5.7	2.7	0.2	23.9 ui

Key : Not available; :n Not significant; - Not applicable or real zero or zero by default; 0 or 0.00 Less than half of the unit used; e Estimated value; s Eurostat estimate; ui Unreliable or uncertain data: participant data complete for interventions covering >=80% but <100% of expenditure

C.3.3 Regular activation (women), 2006

Regular activation is one of the indicators used for monitoring of the European Employment Strategy. It is defined as:
Number of participants in regular activation measures (LMP categories 2-7) divided by the number of persons wanting to work (ILO unemployed plus labour reserve)

Activation per 100 persons wanting to work							
	2 Training	3 Job rotation and job sharing	4 Employment incentives	5 Supported employment and rehabilitation	6 Direct job creation	7 Start-up incentives	Total regular activation in LMP measures (categories 2-7)
EU-27	5.7 ui	0.2 ui	:	:	2.8 ui	:	:
EU-15	6.8 ui	0.2 ui	:	:	3.0 ui	:	:
BE	:	-	23.9 ui	4.2 ui	21.5 s	0.1	60.9 ui
BG	2.0	-	2.5 ui	0.3	9.7 s	0.6	15.1 ui
CZ	1.3	-	2.3 ui	:	1.0 e	:	:
DK	:	:	:	:	:	:	:
DE	11.0 ui	0.0	1.3	0.2	4.2 ui	3.8 ui	20.5 ui
EE	1.5 s	-	0.9	0.1 e	0.0	0.0	2.5 s
IE	16.7	-	1.9 ui	:	14.4	1.3	34.5 ui
EL	:	:	:	:	:	:	:
ES	4.1 ui	:	:	0.8	:	:	:
FR	:	-	12.4 ui	:	9.7 e	1.3 ui	:
IT	:	0.5 ui	7.8 ui	-	0.6	:	:
CY	0.1 s	-	3.2 ui	:	-	0.1	3.5 ui
LV	2.6	-	1.0 s	0.2	0.5	-	4.3 s
LT	4.9	0.0	:	:	4.1	:	11.8 ui
LU	12.3 ui	-	:	: n	5.6	-	45.1 ui
HU	:	-	:	-	2.3	:	:
MT	1.8 ui	-	0.9 ui	-	0.1 e	:	2.7 ui
NL	:	-	3.9 ui	6.0 ui	-	-	:
AT	13.6 e	0.0	5.5 ui	:	1.2	0.3	20.7 ui
PL	2.9 ui	: n	1.8 ui	:	0.2	0.1 s	8.6 ui
PT	8.7 ui	: n	14.2 ui	0.9	5.3	0.5 ui	29.6 ui
RO	1.3	-	4.0	-	0.7	: n	6.0
SI	10.1 ui	-	1.7	-	2.6	1.6 ui	16.0 ui
SK	0.6	-	3.4 ui	0.4	19.0	3.0	26.5 ui
FI	12.3 e	2.5	3.9	:	3.6 e	0.9	24.2 ui
SE	6.7	2.5	13.3	4.6	-	0.6	27.8
UK	:	-	:	:	0.1	-	:
NO	14.8	-	1.2 ui	4.5	3.3	0.2	24.0 ui

Key : Not available; : n Not significant; - Not applicable or real zero or zero by default; 0 or 0.00 Less than half of the unit used; e Estimated value; s Eurostat estimate; ui Unreliable or uncertain data: participant data complete for interventions covering >=80% but <100% of expenditure

C.4.1 LMP participants by intervention and by type of action, 2006: Belgium

Number of participants

eurostat	Category, intervention number and name		Men and women						Women			Notes	
			Total			Under 25s			Total				
			16 Stock	17 Entrants	18 Exits	16 Stock	17 Entrants	18 Exits	16 Stock	17 Entrants	18 Exits		
1	Labour market services		286,077 ui	:	:	:	:	:	:	150,676 ui	:	:	
1.1	12	Integrated program for social and vocational integration (RW)	15,827	:	:	:	:	:	:	10,537	:	:	
	25	Active jobsearch workshop (RBC)	9,762	9,762	:	1,473	1,473	:	5,119	5,119	:	:	
	30	Regional employment missions (RW)	5,407	:	:	:	:	:	2,884	:	:	:	
	50	Partnership for childcare for jobseekers (RBC)	:	442	442	:	74	74	:	425	425	:	
	54	Pathway to work (RF)	81,611	82,281	81,783	31,601	28,911	29,488	38,180	40,747	41,128	:	
	58	Crèches facilities (RW)	910	:	:	:	:	:	431	:	:	:	
	60	Restructuring support programme (retraining units) (RW)	2,700	:	:	:	:	:	512	:	:	:	
	65	Re-employment fund (RF)	1,330	:	:	:	:	:	479	:	:	:	
	68	Vocational integration (RBC)	27,983	19,866	:	7,556	:	:	14,843	:	:	:	
	77	Vocational guidance (RW)	117,338	:	:	:	:	:	65,709	:	:	:	
	78	Vocational project contract (RBC)	23,209	12,295	11,223	5,389	3,294	3,583	11,982	6,412	5,707	:	
2	Training		95,979	:	:	:	:	:	:	:	:	:	
2.1	3	Encouraging the unemployed to resume studying (Fed)	20,173	:	:	:	:	:	13,326	:	:	:	
	40	Vocational training (RF)	27,807	54,176	46,429	9,158	19,289	17,849	13,411	24,871	21,465	:	
	41	Vocational training (RW)	26,035	:	:	:	:	:	:	:	:	:	
	42	Vocational training (RBC)	3,215	8,504	8,262	:	2,053	2,000	1,643	4,083	3,964	:	
	43	Vocational training allowances (Fed)	17,213	:	:	5,076	:	:	6,792	:	:	:	1
	44	Vocational training (CG)	: n	: n	: n	: n	: n	: n	: n	: n	: n	: n	
	64	Training cheques for vocational integration (RBC)	761	761	761	193	193	193	480	480	480	:	
	75	Driving licences grants (RW)	250	:	:	:	:	:	:	:	:	:	
	76	Language immersion grants (RW)	805	:	:	:	:	:	415	:	:	:	
2.2	13	Training and integration contract (RW)	11,101	:	:	:	:	:	3,339 s	:	:	:	
2.4	8	Alternance training (Fed)	45	-	15	30	-	: n	15	-	2	:	2
	10	Alternance training (RW)	5,787	:	:	5,787 e	:	:	1,469	:	:	:	
2.A	83	Adjustment for double counting	-17,213	:	:	-5,076	:	:	-6,792	:	:	:	

C.4.1 LMP participants by intervention and by type of action, 2006: Belgium

Number of participants

eurostat	Category, intervention number and name	Men and women						Women			Notes
		Total			Under 25s			Total			
		16 Stock	17 Entrants	18 Exits	16 Stock	17 Entrants	18 Exits	16 Stock	17 Entrants	18 Exits	
3	Job rotation and job sharing	-	-	-	-	-	-	-	-	-	
4	Employment incentives	116,055 ui	:	:	:	:	:	73,166 ui	:	:	
	39 Part-time workers receiving income guarantee allowance (Fed)	47,953	:	:	2,465	:	:	37,750	:	:	
4.1	22 Plan +1, +2, +3 (Fed)	2,276	:	:	:	:	:	:	:	:	2
	26 Relocation allowances for the unemployed (RBC)	2	: n	: n	: n	: n	: n	: n	: n	: n	
	28 Transition-to-work subsidy (RBC)	60	60	:	50	50	:	25	25	:	
	56 Wage-subsidies for integration enterprises (RBC)	-	-	-	-	-	-	-	-	-	3
	61 Activa (Fed)	36,798	:	:	:	:	:	21,723	:	:	
	70 Recruitment of unemployed persons in the context of economic expansion (RBC)	149	57	62	16	6	7	61	22	24	
	73 Insertion enterprises (RF)	1,333	927	488	233	163	121	692	666	243	
	88 Activa Start - activation of unemployment benefits for first jobs (Fed)	964 s	1,927	-	964 s	1,927	-	:	:	-	
	90 Back-to-work bonus for people aged 50+ (Fed)	2,241	:	:	-	-	-	680	:	:	
	92 Insertion through temporary work (Fed)	39	: n	: n	7	: n	: n	13	: n	: n	
	93 CPAS contract - art.60 of CPAS Law (Fed)	20,778	:	:	3,879	:	:	10,647	:	:	
	94 Tutorial grant - art.61 of CPAS Law (Fed)	659	:	:	161	:	:	214	:	:	
	95 Recruitment of workers dismissed after restructuring - reduced social contributions (Fed)	440	191	167	5	3	3	129	57	48	
	104 Insertion enterprises (RW)	1,245	:	:	:	:	:	884	:	:	
	118 Back-to-work bonus 50+ (RF)	1,118	:	:	-	-	-	348	:	:	
4.2	96 Reimbursement of the ouplacement costs in case of restructuring (Fed)	:	:	:	:	:	:	:	:	:	

C.4.1 LMP participants by intervention and by type of action, 2006: Belgium

Number of participants

eurostat	Category, intervention number and name	Men and women						Women			Notes
		Total			Under 25s			Total			
		16 Stock	17 Entrants	18 Exits	16 Stock	17 Entrants	18 Exits	16 Stock	17 Entrants	18 Exits	
5	Supported employment and rehabilitation	38,554 ui	:	:	:	:	:	12,696 ui	:	:	
	82 Work and rehabilitation for disabled persons (RBC)	1,700 e	:	:	:	:	:	:	:	:	4
5.1	66 Social workshops (RF)	2,443	826	476	54	24	21	1,032	296	140	
	84 Sheltered work place (RF)	13,635	1,110	852	985	:	:	5,357	:	:	
	86 CAO 26 and Flemish insertion scheme (RF)	4,881	:	:	:	:	:	1,453	:	:	
	100 Sheltered work (Fed)	539	:	:	18	:	:	197	:	:	
	105 Provisions to keep workers within enterprises of adapted work (RW)	100	:	:	:	:	:	74	:	:	
	107 Premium for independent workers (RW)	25	:	:	: n	:	:	5	:	:	
	108 Compensation premium (RW)	2,564	:	:	:	:	:	707	:	:	
	109 Premiums for tutoring disabled workers (RW)	336	:	:	:	:	:	85	:	:	
	110 Integration premiums when hiring disabled people (RW)	715	:	:	:	:	:	191	:	:	
	111 Interventions in the travel costs of disabled workers (RW)	291	:	:	:	:	:	90	:	:	
	112 Adaptation of the work station (RW)	50	:	:	: n	:	:	: n	:	:	
	115 Enterprises of adapted work (RW)	8,768	:	:	:	:	:	2,885	:	:	
	119 Interventions in the travel costs of disabled workers (RF)	:	:	:	:	:	:	:	:	:	
	120 Adaptation of the work station or work tools (RF)	287	:	:	:	:	:	:	:	:	
5.2	85 Pathway to work and training in CBO (RF)	:	:	:	:	:	:	:	:	:	5
	106 Vocational training contracts (RW)	764	:	:	:	:	:	209	:	:	
	113 Reception and training units in enterprises of adapted work (RW)	117	:	:	:	:	:	46	:	:	
	114 Vocational training centres for disabled people (RW)	1,231	:	:	:	:	:	329	:	:	
	116 Discovery internship for people with disabilities (RW)	108	:	:	:	:	:	36	:	:	

C.4.1 LMP participants by intervention and by type of action, 2006: Belgium

Number of participants

eurostat	Category, intervention number and name	Men and women						Women			Notes
		Total			Under 25s			Total			
		16 Stock	17 Entrants	18 Exits	16 Stock	17 Entrants	18 Exits	16 Stock	17 Entrants	18 Exits	
6	Direct job creation	108,917	:	:	:	:	:	65,841 s	:	:	
14	Third working circuit (RW, RF, RBC)	938	:	:	:	:	:	676	:	:	2
18	Subsidised contractors (Fed, RF, RW, RBC, CG)	43,289	11,452 s	10,363 s	:	:	:	24,715	:	:	
19	Promoting employment in the non-market sector - FBI (Fed)	2,197	:	:	:	:	:	1,686	:	:	
21	Local employment agencies (Fed)	1,259	:	:	1	:	:	842	:	:	6
27	Transition-to-work scheme (WEP+) (RF)	2,417	3,467	3,103	450	693	642	1,436	1,956	1,783	
52	First job agreement in projects of public interest (RBC)	131	52	69	130	52	68	51	28	20	
63	Support for the promotion of employment (APE) - Market and non-market sectors (RW)	42,069	:	:	:	:	:	26,368 s	:	:	
71	Transition-to-work scheme (RBC)	339	206	:	53	37	:	117	70	:	
72	Transition-to-work scheme (RW)	3,535	1,188	1,855	669	331	394	1,440	483	710	
89	Transition-to-work scheme (Fed)	5,823	:	:	1,026	:	:	3,152	:	:	
91	Social integration units - SINE (Fed)	6,816	:	:	:	:	:	5,353	:	:	
121	First job agreement in projects of public interest - learning work experience in Brussels public services (RBC)	104	104	5	103	103	5	5	5	-	
7	Start-up incentives	982	:	:	179	:	:	431	:	:	
34	Loans for unemployed persons (Fed)	408	:	:	58	:	:	207	:	:	
45	Support for the creation and management of enterprises (RBC)	574	368	:	121	80	:	224	129	:	
8	Out-of-work income maintenance and support	611,693	:	:	84,378	:	:	284,447	:	:	
8.1	37 [Component] Unemployment benefit (Fed) - Full UB	490,178	:	:	70,324	:	:	261,154	:	:	
8.2	37 [Component] Unemployment benefit (Fed) - Partial UB	121,515	:	:	14,054	:	:	23,293	:	:	
8.4	37 [Component] Unemployment benefit (Fed) - Bankruptcy compensation	-	:	:	-	:	:	-	:	:	
97	6 months income for dismissed workers in the case of restructuring (Fed)	: n	: n	: n	: n	: n	: n	: n	: n	: n	

C.4.1 LMP participants by intervention and by type of action, 2006: Belgium

eurostat Category, intervention number and name			Men and women						Number of participants			Notes	
			Total			Under 25s			Women				
			16 Stock	17 Entrants	18 Exits	16 Stock	17 Entrants	18 Exits	16 Stock	17 Entrants	18 Exits		
9		Early retirement	111,851	:	:		-	-	-	20,352	:	:	
9.1	38	Early retirement by collective agreement (Fed)	111,069	:	:		-	-	-	20,197	:	:	
	99	Partial early retirement (Fed)	782	:	:		-	-	-	155	:	:	
2-7		Total LMP measures (categories 2-7)	360,487 ui	:	:		:	:	:	186,232 ui	:	:	
8-9		Total LMP supports (categories 8-9)	723,544	:	:		84,378	:	:	304,799	:	:	

Key : Not available; :n Not significant; - Not applicable or real zero or zero by default; 0 or 0.00 Less than half of the unit used; e Estimated value; s Eurostat estimate; ui Unreliable or uncertain data: participant data complete for interventions covering >=80% but <100% of expenditure

- 1 All participants are double-counted with measures BE-40 to BE-42 and BE-44 (see BE-83).
- 2 Intervention coming to an end.
- 3 No requests for subsidies were registered in 2006.
- 4 Data refer to 2005.
- 5 Participants are included in the regular vocational training measures in category 2.
- 6 This intervention is being replaced by the Titres-services (measure which is not reported in the LMP database because it's not targeted).

C.4.2 LMP participants by intervention and by type of action, 2006: Bulgaria

Number of participants

eurostat	Category, intervention number and name		Men and women						Women			Notes
			Total			Under 25s			Total			
			16 Stock	17 Entrants	18 Exits	16 Stock	17 Entrants	18 Exits	16 Stock	17 Entrants	18 Exits	
1	Labour market services		:	:	:	:	:	:	:	:	:	
1.1	2	Individual case-management	:	:	:	:	:	:	:	:	:	
2	Training		11,636	38,677	42,370	4,022	13,342 s	13,450	7,305	24,587	26,940	
2.1	5	Vocational training courses organised by the EA	4,910	24,303	24,165	1,462	7,645	6,641	3,172	15,734	15,597	
	6	Employment protection and maintenance	1	10	10	-	-	-	0	4	4	
	7	Computer training for young people	198	1,208	1,186	112	685	673	160	979	962	
	8	Vocational training and social inclusion of school dropouts	4	27	27	3	21	21	1	6	6	
	9	Social inclusion of young people leaving residential care homes	: n	-	: n	: n	-	: n	: n	-	: n	
	10	Back to work	-	-	-	-	-	-	-	-	-	
	11	Programme for refugees	: n	28	: n	: n	: n	: n	: n	2	: n	
	12	Regional programmes for literacy, vocational training and employment in public benefit activities	: n	161	: n	: n	139 s	: n	: n	109	: n	
	42	[Component] Welfare to work - Training	5	440	439	1	140	141	3	271	269	
	43	[Component] Employment for teachers in the training of disabled children - Training	-	-	-	-	-	-	-	-	-	
	44	[Component] Beautiful Bulgaria -	9	99	96	2	19	22	6	65	67	
	46	[Component] Programme for training and employment of disabled persons - Training	-	-	-	-	-	-	-	-	-	
	49	[Component] Incentives for employers to hire unemployment benefit recipients in part-time working arrangements -	-	-	-	-	-	-	-	-	-	
	52	[Component] Free again - Training	-	1	1	-	-	-	-	-	-	
	54	[Component] Assistants for people with disabilities - Training	-	-	-	-	-	-	-	-	-	
	56	National programme for literacy and qualification training of roma people	1,501	3,807	3,790	813	2,062	2,047	733	1,859	1,852	
2.4	14	Incentives for employers to provide internships for unemployed people aged under 29	2,029	3,175	5,145	1,305	2,043	3,184	1,238	1,937	3,146	
	15	Incentives for employers to provide internships for the acquisition of qualifications	2,981	5,418	7,511	324	588	721	1,993	3,621	5,037	
3	Job rotation and job sharing		-	-	-	-	-	-	-	-	-	
3.1	17	Incentives for employers to hire unemployed people to fill in for employees attending training courses	-	-	-	-	-	-	-	-	-	

C.4.2 LMP participants by intervention and by type of action, 2006: Bulgaria

Number of participants

eurostat	Category, intervention number and name		Men and women						Women			Notes
			Total			Under 25s			Total			
			16 Stock	17 Entrants	18 Exits	16 Stock	17 Entrants	18 Exits	16 Stock	17 Entrants	18 Exits	
4	Employment incentives		14,294	13,182	13,771	2,263 ui	2,710 ui	2,894 ui	9,099 ui	7,948 ui	8,473 ui	
4.1	18	Incentives for employers to hire unemployed people aged under 29	2,631	3,160	4,260	1,645	1,976	2,287	1,430	1,717	2,324	
	19	Incentives for employers to hire long-term unemployed	771	849	1,098	30	33	25	501	552	680	
	20	Encouraging employer micro-enterprises to provide new jobs by subsidising the first 5 places	936	1,400	980	119	178	115	526	787	573	
	21	Incentives for employers to hire unemployed people as part-timers	2,483	2,957	3,376	259	308	252	1,352	1,610	1,890	
	22	Incentives for employers to create jobs for unemployed single parents with children up to 3 years old	665	637	838	173	166	174	658	631	834	
	23	Incentives for employers to hire older unemployed	1,817	1,700	2,079	-	-	-	1,276	1,194	1,428	
	24	Support in retirement	4,472	1,631	776	-	-	-	3,121	1,138	525	
	46	[Component] Programme for training and employment of disabled persons - Employment	420	561	287	31	42	25	217	290	183	
	48	Encouraging geographical mobility of the unemployed	22	25	31	5	6	15	15	17	24	
	49	[Component] Incentives for employers to hire unemployment benefit recipients in part-time working arrangements -	0	-	-	-	-	-	-	-	-	
	50	[Component] Entrepreneurship promotion - Employment	-	3	3	-	-	-	-	3	3	
	55	Providing employment to unemployed persons who received monthly social benefits ("bonus")	67	220	4	:	:	:	:	:	:	
4.2	25	Employment protection and maintenance	9	39	39	0	1	1	2	9	9	
5	Supported employment and rehabilitation		1,772	2,030	2,587	72	82	85	983	1,126	1,385	
5.1	27	Incentives for employers to create jobs for unemployed people with permanently reduced capacity to work	1,772	2,030	2,587	72	82	85	983	1,126	1,385	

C.4.2 LMP participants by intervention and by type of action, 2006: Bulgaria

Number of participants

eurostat	Category, intervention number and name	Men and women						Women			Notes
		Total			Under 25s			Total			
		16 Stock	17 Entrants	18 Exits	16 Stock	17 Entrants	18 Exits	16 Stock	17 Entrants	18 Exits	
6	Direct job creation	74,288	63,637	62,164	7,276 s	6,337	5,119	35,131 s	30,309	29,232	
28	Employment in public administration for young people with university degree	345	469	518	198	269	190	264	360	381	
29	Employment in support of the Bulgarian theatre	230	242	228	34	36	35	113	119	112	
42	[Component] Welfare to work - Employment	66,538	55,509	53,952	6,244	5,209	4,045	30,811	25,704	24,955	
43	[Component] Employment for teachers in the training of disabled children - Direct job creation	59	30	89	8	4	1	51	26	78	
44	[Component] Beautiful Bulgaria -	1,522	1,485	1,614	232	226	248	161	157	181	
51	Programme for reduction of poverty	475	455	911	34 s	33	119	239 s	229	334	
52	[Component] Free again - Direct job creation	5	5	3	2	2	2	1	1	-	
53	Teachers for vacation	114	116	102	18	18	11	85	87	84	
54	[Component] Assistants for people with disabilities - Direct job creation	5,001	5,326	4,747	507	540	468	3,405	3,626	3,107	
7	Start-up incentives	4,603	55,763	55,304	1,051	12,650 ui	12,545	2,059	24,865 ui	25,352	
26	Entrepreneurship promotion for people with reduced capacity	: n	167	: n	: n	:	: n	: n	:	: n	
31	Employment through business support (JOBS)	4,581	54,966	55,089	1,051	12,614	12,545	2,047	24,567	25,238	
32	Vocational training for beneficiaries of the "Micro-credit guarantee fund"	0	2	2	-	-	-	0	2	2	
33	Encouraging entrepreneurship among agricultural producers	-	393	-	-	35	-	-	162	-	
34	Programme for encouraging employment and vocational training in apiculture	: n	-	: n	: n	-	: n	: n	-	: n	
35	Entrepreneurial incentives for women in the sphere of childcare services	: n	22	: n	: n	1	: n	: n	22	: n	
50	[Component] Entrepreneurship promotion - Start up business	22	213	213	-	-	-	12	112	112	
8	Out-of-work income maintenance and support	69,628	148,066	163,648	3,212	10,537	11,535	41,445	89,970	97,113	
8.1	37 Unemployment benefits	69,375	147,296	162,649	3,207	10,500	11,489	41,242	89,366	96,296	
8.3	38 Part-time unemployment benefits	253	760	999	5	37	46	203	604	817	
8.4	36 Redundancy compensation	-	10	-	-	: n	-	-	: n	-	

C.4.2 LMP participants by intervention and by type of action, 2006: Bulgaria

eurostat Category, intervention number and name		Men and women						Women			Notes
		Total			Under 25s			Total			
		16 Stock	17 Entrants	18 Exits	16 Stock	17 Entrants	18 Exits	16 Stock	17 Entrants	18 Exits	
9	Early retirement	-	-	-	-	-	-	-	-	-	
2-7	Total LMP measures (categories 2-7)	106,594	173,289	176,196	14,684 ui	35,121 ui	34,093 ui	54,577 ui	88,835 ui	91,382 ui	
8-9	Total LMP supports (categories 8-9)	69,628	148,066	163,648	3,212	10,537	11,535	41,445	89,970	97,113	

Key : Not available; :n Not significant; - Not applicable or real zero or zero by default; 0 or 0.00 Less than half of the unit used; e Estimated value; s Eurostat estimate; ui Unreliable or uncertain data: participant data complete for interventions covering >=80% but <100% of expenditure

C.4.3 LMP participants by intervention and by type of action, 2006: Czech Republic

Number of participants

eurostat	Category, intervention number and name		Men and women						Women			Notes
			Total			Under 25s			Total			
			16 Stock	17 Entrants	18 Exits	16 Stock	17 Entrants	18 Exits	16 Stock	17 Entrants	18 Exits	
1	Labour market services		:	:	:	:	:	:	:	:		
2	Training		7,363	53,504	50,876	1,706	12,388	11,800	4,882	32,074	30,287	
2	Retraining of the registered unemployed		7,363	53,504	50,876	1,706	12,388	11,800	4,882	32,074	30,287	
3	Job rotation and job sharing		-	-	-	-	-	-	-	-	-	
4	Employment incentives		16,617	25,270 ui	26,077 ui	6,489 ui	9,856 ui	10,319 ui	8,202 ui	12,458 ui	12,817 ui	
4.1	7	Subsidised new working places (SÚMP)	15,139	22,992	23,793	6,489 e	9,856	10,319	8,202 e	12,458	12,817	
	9	Providing the working experience to graduates or obtaining the qualification by youngsters	: n	: n	:	: n	: n	:	: n	: n	:	1
	19	Allowance for on-the-job training	48	193	199	:	:	:	:	:	:	
4.2	4	Contribution to employer for partial coverage of employees wages due to conversion to the new production program	: n	:	:	: n	:	:	: n	:	:	
	18	Allowance for transporting employees	1,430	2,085	2,085	:	:	:	:	:	:	
5	Supported employment and rehabilitation		20,982	6,546	:	:	:	:	:	:	:	
5.1	5	Contribution to employers for establishing and running sheltered workshops and working places	1,894	1,528	1,367	59 e	48	89	819 e	661	848	
	16	Contribution to the employer whose more than 50% of employees are disabled persons	19,088	5,018	:	:	:	:	:	:	:	
6	Direct job creation		9,481	18,011	17,775	1,311 e	2,492	2,606	3,479 e	6,610	6,382	
	8	Public works programme (VPP)	9,481	18,011	17,775	1,311 e	2,492	2,606	3,479 e	6,610	6,382	
7	Start-up incentives		4,223	2,503	3,246	:	:	:	:	:	:	
	12	Contribution to registered unemployed with working limitations for working equipment when starting self-employment	131	78	73	:	:	:	:	:	:	
	13	Self employment - publicly beneficial working places (SVC SÚPM)	4,092	2,425	3,173	:	:	:	:	:	:	
	17	Bridging allowance	293	1,234	1,139	:	:	:	:	:	:	2
7.A	20	Adjustment for double counting	-293	-1,234	-1,139	:	:	:	:	:	:	

C.4.3 LMP participants by intervention and by type of action, 2006: Czech Republic

eurostat		Category, intervention number and name		Men and women						Number of participants			Notes
				Total			Under 25s			Women			
				16 Stock	17 Entrants	18 Exits	16 Stock	17 Entrants	18 Exits	16 Stock	17 Entrants	18 Exits	
8		Out-of-work income maintenance and support	133,491	340,270	253,098	:	:	:	68,949	165,713 ui	109,278 ui		
8.1	3	Unemployment benefit for registered unemployed	133,491	332,722	245,593	:	:	:	68,949	165,713	109,278		
8.5	10	Protection of employees due to insolvency of the employer	-	7,548	7,505	-	:	:	-	:	:		
9		Early retirement	-	-	-	-	-	-	-	-	-		
2-7		Total LMP measures (categories 2-7)	58,666	105,834 ui	:	:	:	:	:	:	:		
8-9		Total LMP supports (categories 8-9)	133,491	340,270	253,098	:	:	:	68,949	165,713 ui	109,278 ui		

Key : Not available; :n Not significant; - Not applicable or real zero or zero by default; 0 or 0.00 Less than half of the unit used; e Estimated value; s Eurostat estimate; ui Unreliable or uncertain data: participant data complete for interventions covering >=80% but <100% of expenditure

1 Intervention coming to an end.

2 All participants are double-counted with CZ-13.

C.4.4 LMP participants by intervention and by type of action, 2006: Denmark (2004 data)

Number of participants

eurostat	Category, intervention number and name		Men and women						Women			Notes
			Total			Under 25s			Total			
			16 Stock	17 Entrants	18 Exits	16 Stock	17 Entrants	18 Exits	16 Stock	17 Entrants	18 Exits	
1	Labour market services		:	:	:	:	:	:	:	:		
2	Training		51,369	204,323	190,439	6,017	31,578	28,470	28,590	102,800	95,802	
2.1	8	Education and training	24,299	112,827	109,215	1,962	7,841	7,263	15,947	63,215	61,198	
	9	Specially arranged activation	15,554	82,307	71,022	3,411	22,953	20,295	7,256	34,662	29,220	
	33	Education of immigrants	5,361	5,673	7,318	644	784	912	3,158	3,393	4,227	
2.4	31	Adult apprenticeship support	6,155	3,516	2,884	-	-	-	2,229	1,530	1,157	
3	Job rotation and job sharing		-	-	-	-	-	-	-	-	-	
4	Employment incentives		36,470 e	109,154 ui	85,740 ui	3,429 ui	15,509 ui	12,707 ui	17,589 ui	56,078 ui	43,780 ui	
4.1	6	Wage subsidies	20,248	66,467	49,471	1,335	4,611	3,367	10,465	34,749	25,772	
	7	Practical work training in enterprises	9,988	42,519	35,538	2,094	10,898	9,340	5,230	21,222	17,515	
	26	Servicejobs	2,916	168	731	-	-	-	1,894	107	493	
	30	Support of disabled	3,318 e	:	:	:	:	:	:	:	:	
5	Supported employment and rehabilitation		61,661	:	:	:	:	:	:	:	:	
5.1	21	Flex jobs, including flex jobs for self-employed	29,990	11,733	5,220	392	299	107	17,098	6,687	2,793	
	22	Wage subsidies for persons, who receive early retirement pension (formerly known as light jobs)	5,987	1,295	1,168	102	80	30	2,660	560	522	
5.2	20	Rehabilitation	20,696	:	:	:	:	:	:	:	:	
	28	Pre-rehabilitation	4,988	:	:	:	:	:	:	:	:	
6	Direct job creation		15	5	16	-	-	-	7	2	9	
	10	Voluntary unpaid activities	15	5	16	-	-	-	7	2	9	
7	Start-up incentives		-	-	-	-	-	-	-	-	-	
8	Out-of-work income maintenance and support		201,210 e	585,888 e	610,418 e	14,345 e	76,562 ui	74,364 ui	109,790 e	284,032 ui	286,029 ui	
8.1	1	[Component] Unemployment insurance - Full time	169,314 e	429,118 e	457,121 e	7,917 e	31,314 e	30,869 e	93,185 e	218,586 e	231,191 e	1
	2	Social assistance (unemployment)	24,800	125,540	122,226	6,355	45,044	43,495	11,915	56,698	54,838	
	29	Unemployment allowance	7,096	13,559	13,400 e	73	204	:	4,690	8,748	:	
8.2	1	[Component] Unemployment insurance - Partial	- e	- e	- e	- e	- e	- e	- e	- e	- e	1
8.3	1	[Component] Unemployment insurance - Part-time	- e	- e	- e	- e	- e	- e	- e	- e	- e	1
8.5	25	Wage earners guarantee fund	-	17,671	17,671	-	:	:	-	:	:	

C.4.4 LMP participants by intervention and by type of action, 2006: Denmark (2004 data)

eurostat		Category, intervention number and name	Men and women						Number of participants			Notes		
			Total			Under 25s			Women					
			16 Stock	17 Entrants	18 Exits	16 Stock	17 Entrants	18 Exits	16 Stock	17 Entrants	18 Exits			
9	Early retirement		79,512 e	:	:		-	-	-		:	:	:	
9.2	3	Transitional allowance	7,170	32	3,829		-	-	-		5,016	15	2,659	
	24	Early retirement pay, from unemployment	71,642 e	:	:		-	-	-		:	:	:	
	32	Flex allowance	700 e	:	:		-	-	-		:	:	:	
2-7	Total LMP measures (categories 2-7)		149,515 e	326,510 ui	282,583 ui		9,940 ui	47,466 ui	41,314 ui		65,944 ui	166,127 ui	142,906 ui	
8-9	Total LMP supports (categories 8-9)		280,722 e	:	:		14,345 e	76,562 ui	74,364 ui		:	:	:	

Key : Not available; :n Not significant; - Not applicable or real zero or zero by default; 0 or 0.00 Less than half of the unit used; e Estimated value; s Eurostat estimate; ui Unreliable or uncertain data: participant data complete for interventions covering >=80% but <100% of expenditure

1 The breakdown of participants by type of benefit is not known so all participants are shown as receiving full-time benefits, which are the most important.

C.4.5 LMP participants by intervention and by type of action, 2006: Germany

Number of participants

eurostat	Category, intervention number and name		Men and women						Women			Notes
			Total			Under 25s			Total			
			16 Stock	17 Entrants	18 Exits	16 Stock	17 Entrants	18 Exits	16 Stock	17 Entrants	18 Exits	
1	Labour market services		202,213	2,880,711	2,813,741	51,368	856,398 e	821,586 e	88,905	1,376,712 e	1,349,302 e	
1.1	35	Counselling and placement assistance	-	2,080,301	2,080,301	-	649,937	649,937	-	1,034,208	1,034,208	
	43	Placement voucher	-	65,134	65,134	-	12,464 e	12,464 e	-	20,366 e	20,366 e	1
	47	Placement by third parties by order of PES	101,542	306,302	393,113	13,963	64,918	71,117	45,216	145,320	179,955	
	64	Assessment of chances (Profiling)	-	:	:	-	:	:	-	:	:	
	65	Specialised integration services	1,098	2,459	2,465	327	796	730	422	929	951	
	67	Integration agreement	:	:	:	:	:	:	:	:	:	
	69	Socio-pedagogical services for preparatory training	518	872	635	513	866	634	195	284	207	
	75	Other additional services	95,853	418,173	266,955	36,129	126,280	85,957	41,790	172,619	111,593	
	76	Additional services	3,202	7,470	5,138	436	1,137	747	1,282	2,986	2,022	
2	Training		1,585,405	2,646,867 ui	1,972,591 ui	436,793 ui	1,102,060 ui	772,606 ui	374,237 ui	1,094,870 ui	831,219 ui	
	84	[Component] ESF support (Objective 3) -	719,628	618,137	:	:	286,364	:	:	252,318	:	
2.1	6	Measures to improve prospects of integration - training measures	76,932	1,019,593	1,011,921	18,527	253,074	255,955	35,607	443,336	437,452	
	11	Support for vocational preparation training measures for young people	99,863	155,516	158,346	91,692	146,032	148,860	40,730	63,623	63,776	
	12	Support for further vocational training	144,262	278,567	281,067	28,826	53,470	58,647	67,171	119,845	121,098	
	27	Independent measures	25,003	104,497	97,120	14,356	33,481	28,272	10,308	44,136	40,706	
	31	ESF Federal programme	37,015	73,498	81,707	2,313	4,737	4,154	14,817	28,038	31,155	
	44	Income subsidies for people in further vocational training	1,253	1,782	1,637	76	141	102	735	737	808	
	53	Integration measures	13,316	36,270	34,840	2,426	6,795	8,270	6,558	18,024	16,097	
	70	Transfer measures	: n	17,155	17,155 e	: n	: n	: n	: n	: n	: n	
	80	Transitional subsidy	12,861	:	:	:	:	:	4,352	:	:	
	81	Vocational subsidy	171,092	:	:	:	:	:	79,342	:	:	
2.4	19	Support for vocational training for those with learning difficulties/social disadvantage	164,325	205,721	156,005	158,753	181,903	135,604	54,785	56,692	54,459	
	34	Vocational training allowance	99,525	98,521 e	99,937 e	99,525 e	98,521 e	99,937 e	50,943	51,319 e	51,089 e	
	71	First integration qualification for young people	20,330	37,610	32,856	20,299	37,542	32,805	8,889	16,802	14,579	
2.A	72	Adjustment for double-counting, category 2	:	:	:	:	:	:	:	:	:	
3	Job rotation and job sharing		427	529	694	80	110	137	231	265	385	
3.1	46	Job Rotation - Employment-training rotation programme	427	529	694	80	110	137	231	265	385	

C.4.5 LMP participants by intervention and by type of action, 2006: Germany

Number of participants

eurostat	Category, intervention number and name		Men and women						Women			Notes
			Total			Under 25s			Total			
			16 Stock	17 Entrants	18 Exits	16 Stock	17 Entrants	18 Exits	16 Stock	17 Entrants	18 Exits	
4	Employment incentives		126,847	597,534	536,037 ui	24,579	134,978	125,237 ui	43,706	198,418 ui	180,570 ui	
4.1	7	Mobility allowances	-	280,419	280,419	-	66,722	66,722	-	94,208	94,208	
	16	Recruitment subsidy for new businesses	6,616	12,925	13,694	967	2,018	2,125	2,521	4,822	5,272	
	18	Integration subsidies	85,135	223,460	181,246	15,015	43,710	34,015	28,830	74,458	60,089	
	48	Personnel Service Agencies	6,055	16,217	17,951	2,735	7,969	8,907	1,579	4,155	4,588	
	52	Wage protection for older employees	5,444	9,582	:	-	-	:	1,443	:	:	
	73	[Component] Community service jobs - Variable payment	18,417	39,509	32,049	5,073	12,230	11,593	7,113	14,792	12,346	
	74	[Component] Job finder's grant - Insured employment	5,180	15,422	10,678	789	2,329	1,875	2,220	5,983	4,067	
5	Supported employment and rehabilitation		23,248	14,644	18,176	11,624	6,171	6,458	7,895	5,043	6,472	
	82	Work assistance	10	104	113	4	46	54	2	50	51	
	83	Employer subsidies for rehabilitation	7,691	5,118	5,151	7,317	3,682	3,713	2,226	1,646	1,653	
5.1	23	Incentives for the recruitment and employment of the severely disabled	15,548	9,422	12,912	4,303	2,443	2,691	5,667	3,347	4,768	
5.2	13	Promoting integration of the disabled into working life	-	-	-	-	-	-	-	:	:	2
6	Direct job creation		372,949	873,735	871,046 ui	62,372 ui	198,763	202,665 ui	144,492 ui	340,890	337,327 ui	
	21	Support for job-creation measures (ABMs)	45,313	82,584	85,912	7,555	15,973	17,069	18,290	32,206	32,460	
	22	Support for structural adjustment measures	6,086	1,031	4,528	142	33	90	2,130	271	2,168	
	42	Employment generating promotion of the infrastructure	688	2,030	2,228	54	163	200	24	80	69	
	73	[Component] Community service jobs - Additional expenditure variant	305,509	775,082	778,378	54,621	175,257	185,306	124,048	302,833	302,630	
	84	[Component] ESF support (Objective 3) -	15,353	13,008	:	:	7,337	:	:	5,500	:	
7	Start-up incentives		407,819	294,674	265,862 ui	23,025 ui	22,168	19,937 ui	128,002 ui	124,327	91,406 ui	
	9	Bridging allowance	63,153	108,398	143,096	3,193	5,374	7,844	18,207	31,507	40,148	
	49	Business start-up subsidy	209,921	42,812	95,947	17,909	5,306	10,055	101,086	22,644	43,114	
	74	[Component] Job finder's grant - Self-employed	18,802	33,327	26,544	1,275	2,227	1,991	5,962	10,560	8,054	
	79	Start-up subsidy	7,617	33,569	275	648	2,879	47	2,746	12,276	90	
	84	[Component] ESF support (Objective 3) -	108,327	76,568	:	:	6,382	:	:	47,340	:	

C.4.5 LMP participants by intervention and by type of action, 2006: Germany

eurostat Category, intervention number and name		Men and women						Number of participants			Notes
		Total			Under 25s			Women			
		16 Stock	17 Entrants	18 Exits	16 Stock	17 Entrants	18 Exits	16 Stock	17 Entrants	18 Exits	
8	Out-of-work income maintenance and support	7,118,991 e	:	:	:	:	:	:	:	:	
77	[Component] Unemployment assistance (ALG II) - Other employable persons in need of assistance	2,568,966 e	:	:	:	:	:	:	:	:	
8.1	1 Unemployment benefit	1,726,346	3,469,646	3,738,867	249,515	798,853	817,608	745,656	1,365,741	1,460,035	
	77 [Component] Unemployment assistance (ALG II) - Unemployment benefit II	2,823,200 e	:	:	:	:	:	:	:	:	
8.2	14 Short-time working allowance	66,981	265,736 e	286,419 e	:	:	:	16,287	:	:	
	15 [Component] Promotion of year-round employment in construction - Bad weather allowance from the 31st hour, Additional winter allowance, refund of social contributions	16,339 e	594,663 e	594,663 e	:	:	:	:	:	:	3
	15 [Component] Promotion of year-round employment in construction - Cost-increase winter allowance	53,891 e	:	:	:	:	:	:	:	:	3
8.3	2 Part-time unemployment benefit	168	466	560	1	6	6	119	317	389	
8.5	4 Bankruptcy compensation payment	-	178,007	178,007	-	30,857 e	30,857 e	-	65,446 e	65,446 e	
8.A	78 Adjustment for double counting - category 8	-136,900	:	:	:	:	:	:	:	:	
9	Early retirement	102,432	45,622	:	-	-	:	39,768	17,582	:	
9.1	24 Support of part-time employment for older employees	102,432	45,622	:	-	-	:	39,768	17,582	:	
2-7	Total LMP measures (categories 2-7)	2,516,695	4,427,983 ui	3,664,406 ui	558,474 ui	1,464,250 ui	1,127,040 ui	698,562 ui	1,763,813 ui	1,447,379 ui	
8-9	Total LMP supports (categories 8-9)	7,221,423 e	:	:	:	:	:	:	:	:	

Key : Not available; :n Not significant; - Not applicable or real zero or zero by default; 0 or 0.00 Less than half of the unit used; e Estimated value; s Eurostat estimate; ui Unreliable or uncertain data: participant data complete for interventions covering >=80% but <100% of expenditure

1 Entrants: paid vouchers, i.e. after an employment of 6 weeks.

2 Participants and expenditure distributed amongst regular measures.

3 Participants in the Additional winter allowance included in the Bad weather allowance.

C.4.6 LMP participants by intervention and by type of action, 2006: Estonia

Number of participants

eurostat	Category, intervention number and name		Men and women						Women			Notes
			Total			Under 25s			Total			
			16 Stock	17 Entrants	18 Exits	16 Stock	17 Entrants	18 Exits	16 Stock	17 Entrants	18 Exits	
1	Labour market services		-	8,396	43	-	1,469 e	4 e	-	5,818 e	15 e	
1.1	2	Vocational guidance	-	8,353	-	-	1,465	-	-	5,803	-	1
	18	Communication support at interviews	-	43	43	-	4 e	4 e	-	15 e	15 e	
2	Training		1,139 s	10,168	10,434	171 s	1,526	1,529	767 s	6,888	7,048	
2.1	3	Labour market training	886	9,045	9,589	131	1,346	1,396	607	6,171	6,527	
2.2	16	Coaching for working life	112 s	446	310	12 s	46	28	61 s	243	158	
2.4	15	Work practice	141 s	677	535	28 s	134	105	99 s	474	363	
3	Job rotation and job sharing		-	-	-	-	-	-	-	-	-	
4	Employment incentives		693	252	616	135	49	123	434	131	382	
4.1	5	Employment subsidy to employer	693	246	610	135	49	123	434	131	382	
	19	Employment with special aids and equipment	-	5	5	-	: n	: n	-	: n	: n	
	20	Adaption of premises and equipments	-	1	1	-	: n	: n	-	: n	: n	
5	Supported employment and rehabilitation		60 e	60	14	11 e	11 e	4	29 e	29 e	11	
5.1	17	Working with support person	60 e	60	14	11 e	11 e	4	29 e	29 e	11	
6	Direct job creation		35	253	145	-	4	2	11	92	49	
	6	Community placement	35	253	145	-	4	2	11	92	49	
7	Start-up incentives		24	288	288	2	16	16	16	189	189	
	4	Employment subsidy to unemployed to start business	24	288	288	2	16	16	16	189	189	
8	Out-of-work income maintenance and support		9,197	32,152	:	1,191	4,094	:	6,032	20,978	:	
8.1	7	[Component] Unemployment benefits - Unemployment insurance benefit	3,028	8,990	:	105	289	:	1,936	5,826	:	
	7	[Component] Unemployment benefits - State unemployment benefit	6,169	20,313	:	1,086	3,575	:	4,096	13,487	:	
8.4	9	Benefit upon collective termination of employment contracts	-	1,593	-	-	100	-	-	936	-	
8.5	10	Benefits upon insolvency of employer	-	1,256	-	-	130	-	-	729	-	

C.4.6 LMP participants by intervention and by type of action, 2006: Estonia

eurostat Category, intervention number and name		Men and women						Women			Notes
		Total			Under 25s			Total			
		16 Stock	17 Entrants	18 Exits	16 Stock	17 Entrants	18 Exits	16 Stock	17 Entrants	18 Exits	
9	Early retirement	-	-	-	-	-	-	-	-	-	
2-7	Total LMP measures (categories 2-7)	1,951 s	11,021	11,497	319 s	1,606 e	1,674	1,257 s	7,329 e	7,679	
8-9	Total LMP supports (categories 8-9)	9,197	32,152	:	1,191	4,094	:	6,032	20,978	:	

Key : Not available; :n Not significant; - Not applicable or real zero or zero by default; 0 or 0.00 Less than half of the unit used; e Estimated value; s Eurostat estimate; ui Unreliable or uncertain data: participant data complete for interventions covering >=80% but <100% of expenditure

1 Entrants - number of people who received some kind of vocational guidance during year.

C.4.7 LMP participants by intervention and by type of action, 2006: Ireland

Number of participants

eurostat	Category, intervention number and name	Men and women						Women			Notes
		Total			Under 25s			Total			
		16 Stock	17 Entrants	18 Exits	16 Stock	17 Entrants	18 Exits	16 Stock	17 Entrants	18 Exits	
1	Labour market services	:	:	:	:	:	:	:	:	:	
1.1	15 Job clubs	:	:	:	:	:	:	:	:	:	
	55 High Supports Process	756	940	:	:	:	:	:	:	:	
2	Training	26,789	:	27,659 ui	10,868	:	:	15,441	:	16,194 ui	
	45 Local Training Initiative	2,523	3,421	2,887	919	1,428	1,213	1,798	2,364	1,978	1
	51 Specialist Training Providers	1,878	1,600	1,451	585	472	454	874	751	690	1
2.1	10 Back to education allowance (BTEA)	5,679	:	:	1,150	:	:	2,741	:	:	1
	35 VTOS (Vocational training opportunities scheme)	5,377	:	2,659	872	:	:	3,636	:	1,803	2
	38 Bridging Foundation	1,307	6,428	6,845	398	1,736	1,889	805	3,680	3,897	1
	39 Specific Skills Training	2,771	6,679	6,667	973	2,307	2,339	1,457	3,462	3,485	1
	43 Return to Work	277	722	647	22	56	48	246	589	527	1
2.3	34 Youthreach	2,863	1,675	2,045	2,863	1,675	2,045	1,437	837	1,063	1
	40 Traineeship	1,699	2,312	2,266	753	925	1,009	1,206	1,686	1,620	1
	41 Foundation/Progression in Community Training Centres	2,415	2,809	2,192	2,333	2,717	2,122	1,241	1,418	1,131	1
3	Job rotation and job sharing	-	-	-	-	-	-	-	-	-	
4	Employment incentives	4,284	:	:	322 ui	:	:	1,716 ui	:	:	
4.1	4 Back to work allowance	3,963	:	:	322	:	:	1,716	:	:	1
	5 PRSI Exemption scheme	120	819	:	: n	: n	:	: n	: n	:	1
	7 Part-time job incentive scheme	201	:	:	:	:	:	:	:	:	1
5	Supported employment and rehabilitation	1,558 s	:	:	:	:	:	:	:	:	
5.1	52 Supported Employment Programme	830 s	:	:	:	:	:	:	:	:	
	60 Wage subsidy scheme	728	301	210	184	36	27	197	85	60	1
6	Direct job creation	23,840	32,343	31,916	482	822	811	13,280	18,867	18,658	
	23 Community employment scheme	22,281	30,693	30,141	482	822	811	12,537	18,075	17,807	1
	37 Job Initiative	1,559	1,650	1,775	-	-	-	743	792	851	1
7	Start-up incentives	4,373	:	:	97	:	:	1,201	:	:	
	3 Back to work enterprise allowance (BWEA)	4,373	:	:	97	:	:	1,201	:	:	1

C.4.7 LMP participants by intervention and by type of action, 2006: Ireland

eurostat		Category, intervention number and name	Men and women						Number of participants			Notes
			Total			Under 25s			Women			
			16 Stock	17 Entrants	18 Exits	16 Stock	17 Entrants	18 Exits	16 Stock	17 Entrants	18 Exits	
8	Out-of-work income maintenance and support	147,679	215,428	:	30,815	47,498 ui	:	57,679	93,556 ui	:		
8.1	1 Unemployment benefit	61,729	110,342	:	8,270	19,548	:	32,922	56,403	:		
	2 Unemployment assistance	85,950	76,715	:	22,545	27,950	:	24,757	27,550	:		
8.4	49 Redundancy Payments	-	23,684	23,684	-	:	:	-	9,603	9,603		
8.5	50 Insolvency Payments	-	4,687	4,687	-	:	:	-	:	:		
9	Early retirement	11,149	:	:	-	-	-	2,485	:	:		
9.2	12 Pre-retirement allowance	11,149	:	:	-	-	-	2,485	:	:	1	
2-7	Total LMP measures (categories 2-7)	60,844 s	:	59,785 ui	11,953 ui	:	:	31,835 ui	:	34,912 ui		
8-9	Total LMP supports (categories 8-9)	158,828	215,428 ui	:	30,815	47,498 ui	:	60,164	93,556 ui	:		

Key : Not available; :n Not significant; - Not applicable or real zero or zero by default; 0 or 0.00 Less than half of the unit used; e Estimated value; s Eurostat estimate; ui Unreliable or uncertain data: participant data complete for interventions covering >=80% but <100% of expenditure

1 Stock: end-year figure.

2 Exits: Progression at November 2006 Stock: end-year figure.

C.4.8 LMP participants by intervention and by type of action, 2006: Greece (2005 data)

Number of participants

eurostat	Category, intervention number and name		Men and women						Women			Notes
			Total			Under 25s			Total			
			16 Stock	17 Entrants	18 Exits	16 Stock	17 Entrants	18 Exits	16 Stock	17 Entrants	18 Exits	
1	Labour market services		-	12,399	-	-	6,423 s	-	-	8,399	-	
1.1	31	Counselling - Vocational guidance	-	12,399	-	-	6,423 s	-	-	8,399	-	
2	Training		:	32,271 ui	:	:	:	:	:	:	:	
	69	[Component] Integrated intervention programme -	-	-	-	-	-	-	-	-	-	1
2.1	1	Training programs for people with mental retardation	-	-	-	-	-	-	-	-	-	1
	8	Continuous vocational training programme	-	-	-	-	-	-	-	-	-	1
	37	Training for unemployed seamen (Ministry of Merchant Marine)	:	4,985	:	:	592	:	:	20	:	
	42	Combating exclusion from the labour market for specific social groups (Greek Language Learning Programmes)	:	:	:	:	:	:	:	:	:	
	87	Subsidies for the implementation of special training actions in the region of Western Macedonia	:	37	:	:	:	:	:	23	:	2
	88	Subsidies for the implementation of special training actions in the region of Peloponese	:	44	:	:	:	:	:	27	:	2
	89	Subsidies for the implementation of special training actions in the region of Central Macedonia	:	87	:	:	:	:	:	42	:	2
	90	Subsidies for the implementation of special training actions in the region of Attica	:	614	:	:	:	:	:	452	:	2
	91	Subsidies for the implementation of special training actions in the region of Central Greece	:	41	:	:	:	:	:	12	:	2
	92	Subsidies for the implementation of special training actions in the region of Thessaly	:	70	:	:	:	:	:	28	:	2
2.3	6	Alternating vocational training programme	-	-	-	-	-	-	-	-	-	1
	33	Continuous vocational training programs for the unemployed (Ministry of Labour - KEK)	:	21,356	:	:	:	:	:	16,860	:	
	64	Alternating vocational training programme within the framework of integrated interventions	-	-	-	-	-	-	-	-	-	1
	70	Training on environmental protection and management	:	:	:	:	:	:	:	:	:	
	76	Integrated interventions for disadvantaged groups (Greek Muslims and ROMA)	:	1,156	:	:	:	:	:	636	:	2
	77	Integrated interventions for disadvantaged groups (Repatriates)	:	1,214	:	:	:	:	:	1,033	:	2
	80	Alternate training for the development of specialised skills in information and communications technology	:	2,667	:	:	:	:	:	:	:	
3	Job rotation and job sharing		-	-	-	-	-	-	-	-	-	

C.4.8 LMP participants by intervention and by type of action, 2006: Greece (2005 data)

Number of participants

eurostat	Category, intervention number and name	Men and women						Women			Notes
		Total			Under 25s			Total			
		16 Stock	17 Entrants	18 Exits	16 Stock	17 Entrants	18 Exits	16 Stock	17 Entrants	18 Exits	
4	Employment incentives	:	17,261 ui	:	:	3,626 ui	:	:	7,154 ui	:	
4.1	9 Programme New Jobs for the unemployed (OAED)	:	10,000	:	:	3,539 s	:	:	5,300 s	:	
	51 Stage programme for the promotion of Employment to the Information Society	-	-	-	-	-	-	-	-	-	1
	60 Programme for the subsidized employment of special social groups	:	2,796	:	:	:	:	:	1,010	:	
	63 Programme New Jobs for the unemployed (L.A.E.K.) in 13 prefectures	-	-	-	-	-	-	-	-	-	1
	65 Stage programme in the health and welfare sector	-	-	-	-	-	-	-	-	-	1
	66 Programme new jobs for the unemployed aged 18-30 years old	-	-	-	-	-	-	-	-	-	1
	67 Stage programme for unemployed women 18-65 years old	-	-	-	-	-	-	-	-	-	1
	69 [Component] Integrated intervention programme -	-	-	-	-	-	-	-	-	-	1
	73 Programme for the subsidized employment of special social groups - ESF	:	1,245	:	:	87	:	:	844 s	:	2
	75 Stage programme for the private sector	-	-	-	-	-	-	-	-	-	1
	79 Subsidy programme for employment in the environment sector	:	:	:	:	:	:	:	:	:	
	82 [Component] Subsidy programme for new professionals, new jobs and stage (O.R.P) -	:	:	:	:	:	:	:	:	:	2
	86 Stage programme in the sector of natural environment	:	3,220	:	:	:	:	:	:	:	
5	Supported employment and rehabilitation	:	:	:	:	:	:	:	:	:	
5.1	82 [Component] Subsidy programme for new professionals, new jobs and stage (O.R.P) -	:	:	:	:	:	:	:	:	:	2
6	Direct job creation	-	-	-	-	-	-	-	-	-	

C.4.8 LMP participants by intervention and by type of action, 2006: Greece (2005 data)

eurostat Category, intervention number and name		Men and women						Number of participants			Notes
		Total			Under 25s			Women			
		16 Stock	17 Entrants	18 Exits	16 Stock	17 Entrants	18 Exits	16 Stock	17 Entrants	18 Exits	
7	Start-up incentives	:	:	:	:	:	:	:	:	:	
69	[Component] Integrated intervention programme -	-	-	-	-	-	-	-	-	-	1
74	Subsidy Programme of New Professionals in the sectors of Culture and Environment	-	-	-	-	-	-	-	-	-	1
82	[Component] Subsidy programme for new professionals, new jobs and stage (O.R.P) -	:	:	:	:	:	:	:	:	:	2
83	Subsidy programme for new professionals, new jobs and stage (Women)	:	:	:	:	:	:	:	:	:	
84	Subsidy programme for New Professionals in the Information Society	: n	: n	-	: n	: n	-	: n	: n	-	
8	Out-of-work income maintenance and support	:	455,623	:	:	:	:	:	:	:	
8.1	22 Unemployment benefit	:	260,345	:	:	:	:	:	:	:	
	23 Special unemployment assistance for those exceeding the unemployment benefit period	:	12,730	:	:	:	:	:	:	:	
	24 Special assistance following a trimester of registered unemployment	:	11,539	:	:	:	:	:	:	:	
	27 National System of Protection from Unemployment - ESPA (Benefit for young unemployed)	:	1,804	:	:	:	:	:	:	:	
	28 Special assistance for ex offenders	:	3,030	:	:	:	:	:	:	:	
	29 Special assistance for former political refugees and repatriated	-	-	-	-	-	-	-	-	-	1
	71 Assistance for long term unemployed	:	16,175	:	:	:	:	:	:	:	2
8.2	58 Special seasonal assistance	:	150,000	:	:	:	:	:	:	:	
9	Early retirement	-	-	-	-	-	-	-	-	-	
2-7	Total LMP measures (categories 2-7)	:	49,532 ui	:	:	:	:	:	:	:	
8-9	Total LMP supports (categories 8-9)	:	455,623	:	:	:	:	:	:	:	

Key : Not available; :n Not significant; - Not applicable or real zero or zero by default; 0 or 0.00 Less than half of the unit used; e Estimated value; s Eurostat estimate; ui Unreliable or uncertain data: participant data complete for interventions covering >=80% but <100% of expenditure

1 Intervention not applied in 2005.

2 Entrants: total beneficiaries (new starts plus end-year stock).

C.4.9 LMP participants by intervention and by type of action, 2006: Spain

Number of participants

eurostat	Category, intervention number and name		Men and women						Women			Notes
			Total			Under 25s			Total			
			16 Stock	17 Entrants	18 Exits	16 Stock	17 Entrants	18 Exits	16 Stock	17 Entrants	18 Exits	
1	Labour market services		1,746	18,081	15,869	:	2,617	2,451	1,199	12,553	10,932	
1.1	60	Experimental programmes for vocational integration [M.3]	1,702	18,037	15,825	:	2,611	2,445	1,183	12,537	10,916	
	67	Experimental programmes for vocational integration (measure ES-60 regions) [M.3]	44	44	44	6	6	6	16	16	16	1
2	Training		262,855 ui	764,665	652,567 ui	51,668 ui	239,443	152,109 ui	93,460 ui	368,746	330,314 ui	
2.1	8	National plan for vocational training and integration (Plan FIP) [M.9]	112,472	340,823	374,122	32,177	97,505	112,481	67,811	205,489	227,241	
	35	National plan for vocational training and integration (Plan FIP, measure ES-8-regions) [M.9]	320	56,020	31,870	77	13,310	7,407	217	33,519	18,635	
2.2	9	Training at the workplace (employment and training - E.T, C.O and T.E.) [M.10]	35,170	34,364	37,811	18,673	16,079	21,148	17,360	17,766	17,523	
	10	Vocational training in sectors at risk of job losses [M.7]	17,865	191,523	189,034	741	7,951	7,889	5,313	56,959	56,220	
	14	Incentives for training contracts [M.8]	93,000	117,654	:	:	100,568	:	:	41,828	:	
	62	Vocational training in sectors at risk of job losses (measure ES-10 regions) [M.7]	:	20,432	16,205	:	2,465	1,822	:	10,850	8,547	
	63	Incentives for training contracts (measure ES-14 regions) [M.8]	:	324	:	:	203	:	:	187	:	2
2.4	49	Training at the workplace (employment and training - E.T, C.O and T.E.) (measure ES-9-regions) [M.10]	4,028 s	3,525	3,525	:	1,362	1,362	2,759 s	2,148	2,148	3
3	Job rotation and job sharing		68,675	71,904	:	:	21,377	:	:	59,559	:	
3.1	17	Job rotation: temporary work contracts [M.11]	66,414	65,229	:	:	18,919	:	:	54,927	:	
	41	Job rotation: temporary work contracts (measure ES-17-regions) [M.11]	2,261	6,675	5,764	911	2,458	2,220	1,380	4,632	3,727	

C.4.9 LMP participants by intervention and by type of action, 2006: Spain

Number of participants

eurostat	Category, intervention number and name		Men and women						Women			Notes
			Total			Under 25s			Total			
			16 Stock	17 Entrants	18 Exits	16 Stock	17 Entrants	18 Exits	16 Stock	17 Entrants	18 Exits	
4	Employment incentives		2,591,127	1,664,936	:	:	:	:	:	:	:	
4.1	11	Incentives for open ended employment contracts [M.12]	2,222,974	1,255,707	1,255,707	:	276,726	276,726	:	606,098	606,098	
	16	Incentives for temporary contracts [M.13]	39,708	36,677	:	:	4,353	:	:	14,481	:	
	29	Support for domestic migration	:	:	:	:	:	:	:	:	:	
	36	Incentives for open ended employment contracts (measure ES-11-regions) [M.12]	743	35,489	16,076	201	6,304	1,405	405	24,266	13,464	
	37	Open ended employment contracts for persons aged over 45 (measure ES-12-regions)	: n	:	:	-	-	-	: n	:	:	
	39	Conversion of apprenticeship, training and substitution contracts into permanent contracts (measure ES-15-regions)	: n	:	:	: n	:	:	: n	:	:	
	40	Incentives for temporary contracts (measure ES-16-regions) [M.13]	14	4,598	:	12	1,439	:	6	1,807	:	
4.2	59	Employment support [M.14]	327,516	327,516	:	:	:	:	:	:	:	
	66	Employment support (measure ES-59 regions) [M.14]	172	4,949	:	83	1,231	:	112	1,815	:	
5	Supported employment and rehabilitation		42,908 e	32,169 e	19,994	5,001	4,034 e	2,304	18,692	13,985 e	8,783	
5.1	3	Support for employment in special employment centres and ordinary enterprises [M.15]	42,279	26,290	17,727	4,902	3,048	1,938	18,542	11,529	7,936	
	34	Support for employment in special employment centres and ordinary enterprises (measure ES-3-regions) [M.15]	448	4,769	2,267	99	657	366	150	1,937	847	
	38	Open ended employment contracts for the disabled (measure ES-13-regions)	181 e	1,110 e	:	: n	329 e	:	: n	519 e	:	4
6	Direct job creation		222,766 s	234,675 e	216,287	:	21,140 e	18,232	:	141,932 e	130,751	
	18	Direct job creation [M.16]	222,655 s	229,968	215,342	:	20,592	18,208	:	139,710	130,336	5
	19	Promotion of agricultural employment in Andalucía, Extremadura and under-developed rural areas	-	-	-	-	-	-	-	-	-	5
	42	Direct job creation (measure ES-18-regions) [M.16]	111	3,405	945	12	470	24	64	1,765	415	
	52	Promotion of agricultural employment in under-developed rural areas (measure ES-19-regions)	:	1,302 e	:	:	78 e	:	:	457 e	:	4

C.4.9 LMP participants by intervention and by type of action, 2006: Spain

Number of participants

eurostat	Category, intervention number and name	Men and women						Women			Notes	
		Total			Under 25s			Total				
		16 Stock	17 Entrants	18 Exits	16 Stock	17 Entrants	18 Exits	16 Stock	17 Entrants	18 Exits		
7	Start-up incentives	158,651 ui	:	:	:	:	:	:	:	:		
20	Capitalisation of unemployment benefits [M.17]	125,944	:	:	8,776	:	:	29,148	:	:		
21	Promotion of self-employment [M.18]	:	22,666	21,413	:	1,894	1,702	:	8,260	5,686	6	
22	Financial aid for the integration of returning emigrants [M.21]	21	:	:	1	:	:	7	:	:		
23	Promotion of employment in co-operatives (job creation and maintenance) [M.20]	:	3,840	3,840	:	600	600	:	1,076	1,076		
24	Promotion of local employment initiatives	-	-	-	-	-	-	-	-	-	6	
25	Reduction of social contributions to promote self-employment and social enterprises [M.19]	29,661	3,301	:	:	:	:	:	:	:		
43	Promotion of self-employment (measure ES-21-regions) [M.18]	2,971	148,496	17,697	461	23,602	3,609	1,646	79,598	8,904		
44	Promotion of employment in co-operatives (job creation and maintenance) (measure ES-23-regions) [M.20]	32	994	734	n	115	92	17	460	294		
45	Promotion of local employment initiatives (measure ES-24-regions)	-	-	-	-	-	-	-	-	-	6	
46	Reduction of social contributions to promote self-employment and social enterprises (measure ES-25-regions) [M.19]	22	3,042	:	3	550	:	17	1,892	:		
8	Out-of-work income maintenance and support	1,332,638 ui	3,864,237	3,826,547	85,944 ui	394,869 ui	395,729 ui	709,565 ui	1,992,745 ui	1,955,327 ui		
8.1	5	Contributory unemployment benefit [M.22]	718,621	2,538,601	2,504,764	60,964	290,213	289,375	343,535	1,198,545	1,174,274	
	6	Unemployment assistance [M.24]	376,102	881,384	872,567	20,419	95,486	95,004	211,186	548,741	536,170	
	7	Assistance for unemployed casual agricultural workers (Agrarian income) [M.25]	184,863	250,408	256,704	3,498	4,761	7,091	114,582	160,487	161,960	
	32	Active jobseeker's back-to-work allowance [M.26]	51,346	84,170	82,491	1,028	2,410	2,254	39,762	65,113	62,995	
	64	Active jobseeker's back-to-work allowance (measure ES-32 regions) [M.26]	:	3,504	3,504	:	247	247	:	2,242	2,242	7
8.2	4	Partial unemployment benefits (contributory) [M.23]	1,706	48,715	49,062	35	1,752	1,758	500	17,617	17,686	
8.5	30	Bankruptcy compensation [M.27]	-	57,455	57,455	-	:	:	-	:	:	

C.4.9 LMP participants by intervention and by type of action, 2006: Spain

eurostat		Category, intervention number and name	Men and women						Number of participants			Notes		
			Total			Under 25s			Women					
			16 Stock	17 Entrants	18 Exits	16 Stock	17 Entrants	18 Exits	16 Stock	17 Entrants	18 Exits			
9	Early retirement		:	34,930	:		-	-	-	:	9,622	:		
9.1	26	Early retirement with substitution by another worker [M.29]	:	1,608	:		-	-	-	:	533	:		
	27	Replacement contracts [M.30]	:	30,206	:		-	-	-	:	8,878	:		
	47	Early retirement with substitution by another worker (measure ES-26-regions) [M.29]	:	89	:		-	-	-	:	14	:		
	53	Replacement contracts (measure ES-27-regions) [M.30]	:	881	:		-	-	-	:	114	:		
9.2	2	Early retirement allowance [M.28]	2,146	2,146	2,146		-	-	-	83	83	83		
	33	Early retirement allowance (measure ES-2-regions) [M.28]	: n	: n	: n		-	-	-	: n	: n	: n		
2-7	Total LMP measures (categories 2-7)		3,346,981 ui	2,950,688 ui	:		:	602,808 ui	:		:	1,323,975 ui	:	
8-9	Total LMP supports (categories 8-9)		1,334,784 ui	3,899,167	3,828,693 ui		85,944 ui	394,869 ui	395,729 ui	709,648 ui	2,002,367 ui	1,955,410 ui		

Key : Not available; :n Not significant; - Not applicable or real zero or zero by default; 0 or 0.00 Less than half of the unit used; e Estimated value; s Eurostat estimate; ui Unreliable or uncertain data: participant data complete for interventions covering >=80% but <100% of expenditure

- 1 Data only refer to Aragón.
- 2 Data only refer to Galicia.
- 3 Data only refer to Valencia.
- 4 Data refer to 2005.
- 5 ES-18 includes participants of ES-19.
- 6 ES-21 includes participants of ES-24 and 45.
- 7 Data only refer to Cataluña.

C.4.10 LMP participants by intervention and by type of action, 2006: France

Number of participants

eurostat	Category, intervention number and name	Men and women						Women			Notes
		Total			Under 25s			Total			
		16 Stock	17 Entrants	18 Exits	16 Stock	17 Entrants	18 Exits	16 Stock	17 Entrants	18 Exits	
1	Labour market services	234,074 ui	3,528,562 ui	:	198,042 ui	:	:	123,376 ui	:	:	
1.1	45 Retraining units	:	13,635 e	13,635	:	469 e	468	:	5,890 e	5,890	
	53 Personalised services of ANPE	-	885,700	:	-	:	:	-	:	:	
	54 Job search workshops (ANPE)	-	1,551,600	:	-	:	:	-	:	:	
	55 Appraisal services of ANPE	-	364,900	:	-	:	:	-	:	:	
	56 Support services of ANPE	-	32,500	:	-	:	:	-	:	:	
	57 Guidance and monitoring services of AFPA	-	431,060	:	-	117,448	:	-	155,589	:	
	79 Individual guidance for young people (CIVIS)	200,556	187,640	81,138	196,244	182,217	76,059	107,398	101,251	42,216	
	84 [Component] Personal retraining agreement (CRP) - Individual retraining services	33,518	61,527	12,388	1,798	3,397	565	15,978	29,205	6,178	1
	86 Privately operated placement services for benefit recipients	:	:	:	:	:	:	:	:	:	
2	Training	553,789 e	860,160 e	738,548 ui	373,881 ui	446,649 ui	:	:	390,647 ui	:	
	18 Training allowance - public system	-	-	-	-	-	-	-	-	-	2
	63 Back-to-work support - training allowance (AREF)	93,087	15,451	67,403	25,738	5,043	20,701	54,341	8,549	35,233	3,4
	64 Training support (PARE)	46,093	97,600	116,172	:	:	:	:	:	:	5
	84 [Component] Personal retraining agreement (CRP) - Special retraining allowance	33,518	61,527	12,388	1,798	3,397	565	15,978	29,205	6,178	1
2.1	10 Courses offered by the Association for Adult Vocational Training (AFPA)	26,259	83,267	90,085	6,835	21,795	22,441	8,438	31,308	34,353	6
	11 Courses for specific groups (IRILL)	3,802 e	38,700 e	:	:	11,330 e	:	:	18,150 e	:	
	70 Training agreements (PARE)	10,377	34,141	34,033	1,932	6,356	6,336	4,882	16,062	16,011	
	85 Training courses organised by the regions	191,989 e	411,710	396,180 e	81,050 e	193,789	202,017 e	:	231,337	:	7
2.2	20 FNE conventions on training and retraining	400 e	1,263	:	:	:	:	:	:	:	
2.3	71 Training actions prior to recruitment (AFPE/PARE)	3,306	20,163	20,560	556	3,393	3,460	1,236	7,539	7,688	
	88 Actions prior to recruitment (APR)	69 e	1,070 e	:	:	:	:	:	:	:	
2.4	22 Exemptions and subsidies for recruitment of apprentices	284,069 e	208,319	185,302 e	281,710 e	206,589	:	77,790 e	57,046	:	
2.A	78 Adjustment for double counting, category 2	-139,180	-113,051	-183,575	-25,738	-5,043	-20,701	-54,341	-8,549	-35,233	
3	Job rotation and job sharing	-	-	-	-	-	-	-	-	-	

C.4.10 LMP participants by intervention and by type of action, 2006: France
Number of participants

eurostat	Category, intervention number and name		Men and women						Women			Notes
			Total			Under 25s			Total			
			16 Stock	17 Entrants	18 Exits	16 Stock	17 Entrants	18 Exits	16 Stock	17 Entrants	18 Exits	
4	Employment incentives		556,185 ui	754,589 e	447,605 ui	282,475 ui	:	:	233,678 ui	:	:	
4.1	24	Qualification contracts (alternance training)	33,198 e	-	58,453	31,620 e	-	-	16,698 e	-	-	8
	26	Employment-initiative contract (CIE)	94,821 e	-	51,410	6,550 e	-	-	41,045 e	-	-	9
	28	Exemption from social charges for recruitment of the 1st to 50th employee in ZRR and ZRU areas	11,659	13,573	11,393	3,089	3,595	-	3,690	4,296	-	
	32	Degressive temporary allowance	7,218 e	4,057	5,123 e	:	62	-	:	1,051	-	
	36	Economic integration enterprises	11,422 e	19,252	14,159	1,950 e	3,286	-	4,241 e	7,147	-	
	37	Intermediary associations	40,086 e	165,315	68,643	8,069 e	33,277 e	-	26,191 e	108,013	-	
	49	Aid granted by the Association for the vocational integration of the disabled (AGEFIPH)	:	183,204 e	:	:	:	-	:	:	-	
	60	Adult qualification contracts	1,328 e	-	2,822 e	-	-	-	631 e	-	-	8
	61	Enterprises providing temporary work for integration purposes	4,070 e	24,302	14,159	1,260 e	7,527	-	1,145 e	6,837	-	
	65	Degressive support to employer (PARE)	10,692 e	7,367	11,627	266 e	:	-	3,845 e	:	-	
	66	Mobility support (PARE)	-	14,072	:	-	:	-	-	:	-	
	67	Youth-in-business contract	112,912	77,614	74,971	112,723	75,088	74,723	32,590	22,517	23,089	
	76	Professionalisation contract	126,843 e	144,133	58,946 e	105,174 e	119,510	-	60,980 e	69,292	-	
	80	Minimum-earned-income integration contract (CI-RMA)	11,023 e	22,684	10,569 e	:	:	-	:	8,807	-	
	81	Employment-initiative contract (CIE-PCS)	90,871	78,713	65,330	11,774	10,160	11,245	42,622	34,919	28,464	
4.2	33	Retraining leave	42 e	303	:	:	:	:	:	:	:	
5	Supported employment and rehabilitation		129,536 e	:	:	:	:	:	:	:	:	
5.1	47	Income guarantee for disabled workers (CAT)	110,311 e	:	:	:	:	:	:	:	:	10
	48	Sheltered workshops for the disabled	19,225 e	:	:	:	:	:	:	:	:	10
6	Direct job creation		279,265	280,522	230,634	71,782 ui	58,056 ui	55,822 ui	183,130 e	163,248 ui	126,501 ui	
	39	Employment-solidarity contract (CES)	1,949	-	20,870	:	-	-	1,162 e	-	-	8,11
	40	Consolidated employment contract (CEC)	36,285	20,736	52,579	1,067	:	1,583	22,889	:	34,303	8,11
	46	Youth employment contract	40,267	3,853	34,436	22,169	1,587	19,249	23,583	2,789	20,395	8
	82	Contract for the future (CAV)	42,974	93,719	22,036	1,582	4,240	1,147	27,024	55,606	9,752	12
	83	Employment assistance contract (CAE)	157,790	162,214	100,713	46,964	52,229	33,843	108,472	104,853	62,051	12
7	Start-up incentives		76,363 e	80,344 e	65,194 e	5,272 e	5,547 e	:	25,298 ui	26,617 ui	:	
	38	Aid for the unemployed setting-up or rescuing a company	76,363 e	80,344	65,194 e	5,272 e	5,547	-	25,298 e	26,617	-	
	38bis	Consultancy cheque-book for business creation	-	-	-	-	-	-	-	-	-	13
	59	Support for new business development	9,372 e	7,757 e	5,719 e	1,856 e	1,536 e	-	:	:	-	13
7.A	77	Adjustment for double counting, category 7	-9,372	-7,757	-5,719	-1,856	-1,536	-	-	-	-	

C.4.10 LMP participants by intervention and by type of action, 2006: France

eurostat		Category, intervention number and name		Men and women						Women			Notes
				Total			Under 25s			Total			
				16 Stock	17 Entrants	18 Exits	16 Stock	17 Entrants	18 Exits	16 Stock	17 Entrants	18 Exits	
8	Out-of-work income maintenance and support	2,479,263 e	1,987,002 ui	2,311,608 ui	291,654 ui	424,474 ui	392,939 ui	1,220,891 ui	950,676 ui	1,123,186 ui			
8.1	1	Back-to-work support allowance (Unemployment insurance system)	2,048,992	1,768,913	2,078,419	280,658	413,227	378,929	1,021,721	852,897	1,018,132	4	
	2	Integration allowance (Solidarity scheme)	31,361	26,564	47,347	9,341	9,125	13,662	9,046	6,984	13,288	4,14	
	3	Specific solidarity allowance (Solidarity scheme)	345,910	155,522	173,353	249	655	324	163,179	72,797	86,103	4	
	72	Pension equivalent allowance (Solidarity scheme)	44,886	30,790	12,424	-	-	-	25,456	16,480	5,639	4	
	89	Temporary delay allowance (ATA)	5,114	5,213	65	1,406	1,467	24	1,489	1,518	24	6	
8.2	4	Partial unemployment	3,000 e	:	:	:	:	:	:	:	:		
9	Early retirement	83,954	5,667	:	-	-	-	25,244	1,637	:			
9.1	8	Job-substitution allowance	713	-	675	-	-	-	710	-	670	4,8	
	34	Phased early retirement	27,593	10	11,971	-	-	-	12,234	3	4,721	4,8	
9.2	6	FNE special redundancy allowance	18,716	3,701	7,982	-	-	-	6,066	1,371	2,352	4	
	62	Early retirement for special groups of employees (CATS)	36,932	1,956	:	-	-	-	6,234	263	:	4	
2-7	Total LMP measures (categories 2-7)	1,595,138 ui	1,975,615 ui	1,481,981 ui	733,410 ui	762,757 ui	:	:	843,392 ui	:			
8-9	Total LMP supports (categories 8-9)	2,563,217 e	1,992,669 ui	2,332,236 ui	291,654 ui	424,474 ui	392,939 ui	1,246,135 ui	952,313 ui	1,130,929 ui			

Key : Not available; :n Not significant; - Not applicable or real zero or zero by default; 0 or 0.00 Less than half of the unit used; e Estimated value; s Eurostat estimate; ui Unreliable or uncertain data: participant data complete for interventions covering >=80% but <100% of expenditure

- 1 Participants counted in categories 1 and 2 are the same persons who benefit from guidance and follow-up services during their (re)training.
- 2 Beneficiaries of training allowances are already counted in interventions FR-10, FR-11 and FR-85.
- 3 Beneficiaries of training allowances are already counted in other training measures (FR-64, 70, 71 as well as FR-10, FR-11 and FR-85).
- 4 Stock: average of two year-end figures.
- 5 Measure providing support for training costs, travel and lodging. All beneficiaries would be double-counted with participants in other training measures (FR-70, FR-71).
- 6 Stock: end-year figure.
- 7 This intervention regroups training courses organised by the Regions (previously presented in FR-9 and FR-13). Figures for participants under 25 refer to those under 26.
- 8 Intervention coming to an end.
- 9 Intervention coming to an end (replaced by FR-81).
- 10 Stock: other one-off observation.
- 11 Replaced by FR-82 and FR-83 (Plan de cohésion sociale) since May 2005.
- 12 New intervention (Plan de cohésion sociale).
- 13 Beneficiaries are already counted in FR-38 (ACCRES).
- 14 Intervention coming to an end (replaced by FR-89).

C.4.11 LMP participants by intervention and by type of action, 2006: Italy

Number of participants

eurostat	Category, intervention number and name	Men and women						Women			Notes
		Total			Under 25s			Total			
		16 Stock	17 Entrants	18 Exits	16 Stock	17 Entrants	18 Exits	16 Stock	17 Entrants	18 Exits	
1	Labour market services	:	11,469	:	:	:	:	:	:	:	
1.1	100 ESF Co-financed Actions 2000-2006 - Counselling	:	11,469	:	:	:	:	:	:	:	
2	Training	:	:	:	:	:	:	:	:	:	
	103 ESF Co-financed Actions 2000-2006 - Training for reintegration into work	:	5,543	:	:	:	:	:	:	:	
	104 ESF Cofinanced Actions 2000-2006 - Training post compulsory education and post diploma	:	52,796	:	:	:	:	:	:	:	
	105 ESF Co-financed Actions 2000-2006 - Training voucher	:	11,876	:	:	:	:	:	:	:	
	118 Training interventions financed by the solidarity fund for the credit sector	:	:	:	:	:	:	:	:	:	1
	119 Training interventions financed by the solidarity fund for the cooperative credit sector	:	n	:	n	:	n	:	n	:	n
2.1	106 ESF Co-financed Actions 2000-2006 - Integrated measures for reintegration into work	:	6,961	:	:	:	:	:	:	:	
2.2	24 Training & work contracts	3,150	:	:	:	:	:	:	:	:	
	93 Work-entry contract	53,919	:	:	:	:	:	:	:	:	
2.3	102 ESF Co-financed Actions 2000-2006 - Institutional training for people involved in Training and work contracts	:	1,215	:	:	:	:	:	:	:	
	111 ESF Co-financed Actions 2000-2006 - vocational integration schemes	:	:	:	:	:	:	:	:	:	
	112 ESF Co-financed Actions 2000-2006 - stages	:	5,129	:	:	:	:	:	:	:	
2.4	25 Apprenticeship	548,039	:	:	463,366 s	:	:	243,556 s	:	:	2
	101 ESF Co-financed Actions 2000-2006 - Institutional Training for Apprentices	:	1,129	:	:	:	:	:	:	:	
3	Job rotation and job sharing	17,374 ui	:	:	2,908 ui	:	:	15,774 ui	:	:	
3.1	91 Incentives to provide fixed-term jobs as replacement for workers on compulsory leave	17,374	:	:	2,908 s	:	:	15,774 s	:	:	
3.2	8 [Component] Solidarity contracts - Defensive solidarity contracts	-	-	-	-	-	-	-	-	-	3
	108 ESF Cofinanced Actions 2000-2006 - Incentives for enterprises to implement job rotation and job sharing	:	1,586	:	:	:	:	:	:	:	

C.4.11 LMP participants by intervention and by type of action, 2006: Italy

Number of participants

eurostat	Category, intervention number and name	Men and women						Women			Notes
		Total			Under 25s			Total			
		16 Stock	17 Entrants	18 Exits	16 Stock	17 Entrants	18 Exits	16 Stock	17 Entrants	18 Exits	
4	Employment incentives	579,374 ui	:	:	102,579 ui	:	:	255,204 ui	:	:	
90	Incentives for employment of disabled people	3,082	:	:	317 s	:	:	992 s	:	:	
4.1	3 [Component] Incentives for hiring those registered in mobility lists - Temporary contracts	55,465 s	:	:	1,282 s	:	:	23,306 s	:	:	
	3 [Component] Incentives for hiring those registered in mobility lists - Open ended contracts	74,864 s	:	:	2,229 s	:	:	33,664 s	:	:	
	10 Reintegration contracts	95	:	:	9 s	:	:	42 s	:	:	
	32 Reintegration of managers in SMEs	100	:	:	-	-	-	:	:	:	
	35 Incentives for taking on employees in CIGS	932	:	:	31 s	:	:	244 s	:	:	
	36 Incentives for taking on long-term unemployed	327,445	:	:	42,884 s	:	:	155,120 s	:	:	
	51 Total triennial relief	8,626	:	:	:	:	:	:	:	:	
	53 Vocational integration schemes	387	:	:	:	:	:	:	:	:	
	55 [Component] Subsidies for the reinsertion of ex-LSU - Labour cost subsidies	:	:	:	:	:	:	:	:	:	
	57 Tax relief for job creation	:	:	:	-	-	-	:	:	:	
	59 Conversion of temporary apprenticeship contracts into permanent ones	84,094	:	:	54,357 s	:	:	39,781 s	:	:	
	60 Conversion of temporary training & work contracts into permanent ones	6,294	:	:	1,444 s	:	:	1,925 s	:	:	
	67 Exemption from social contributions for disadvantaged workers in social co-operatives	17,139	:	:	:	:	:	:	:	:	
	89 Total triennial relief (L.448/01)	53	:	:	: n	:	:	: n	:	:	
	107 ESF Co-financed Actions 2000-2006 - Incentives for hiring	:	2,310	:	:	:	:	:	:	:	
	109 ESF Cofinanced Actions 2000-2006 - mobility allowance	-	51	-	-	: n	-	-	: n	-	
	110 ESF Co-financed Actions 2000-2006 - Job grants	: n	278	:	: n	:	:	: n	:	:	
	113 ESF Co-financed Actions 2000-2006 - Other work experience	:	401	:	:	:	:	:	:	:	
	120 Integration of prisoners into work	637	:	:	12 s	:	:	46 s	:	:	
4.2	49 Realignment contracts	161	:	:	12 s	:	:	83 s	:	:	
5	Supported employment and rehabilitation	-	-	-	-	-	-	-	-	-	
6	Direct job creation	35,107	1,880	10,213	: n	: n	: n	18,046	1,065	6,259	
	11 Socially useful work (LSU)	35,107	1,880	10,213	: n	: n	: n	18,046	1,065	6,259	
	114 ESF Cofinanced Actions 2000-2006 - public utility works	: n	: n	: n	: n	: n	: n	: n	: n	: n	

C.4.11 LMP participants by intervention and by type of action, 2006: Italy

Number of participants

eurostat	Category, intervention number and name	Men and women						Women			Notes
		Total			Under 25s			Total			
		16 Stock	17 Entrants	18 Exits	16 Stock	17 Entrants	18 Exits	16 Stock	17 Entrants	18 Exits	
7	Start-up incentives	8,194 ui	10,920 ui	- ui	1,519 ui	1,519 ui	- ui	:	:	- ui	
19	Loans for one-person businesses	8,194	8,194	-	1,519 s	1,519 s	-	:	:	-	
55	[Component] Subsidies for the reinsertion of ex-LSU - Self-employed	:	:	:	:	:	:	:	:	:	
65	Relief for workers under 32 starting their own business	:	:	:	:	:	:	:	:	:	
115	ESF Cofinanced Actions 2000-2006 - training for the creation of new enterprises	:	908	:	:	:	:	:	:	:	
116	ESF Co-financed Actions 2000-2006 - Incentives for self-employment	:	1,594	:	:	:	:	:	:	:	
117	ESF Co-financed Actions 2000-2006 - Integrated steps for business creation	:	224	:	:	:	:	:	:	:	
8	Out-of-work income maintenance and support	673,630	:	:	23,322 ui	:	:	263,747 ui	:	:	
8.1	3a Mobility allowance	100,617	86,847	104,273	1,063	1,711	1,700	40,894	36,765	41,374	
	71 Ordinary unemployment benefit (outside agriculture)	139,653	379,849	381,344	4,512	12,679	10,776	78,420	218,006	218,482	4
	72 Ordinary unemployment benefit with reduced requirements (outside agriculture)	130,037	468,390	468,390	9,979	34,445	34,445	75,706	274,268	274,268	
	73 Ordinary unemployment benefit in the agricultural sector	36,528	178,346	178,346	2,268	10,875	10,875	21,529	114,175	114,175	
	74 Special unemployment benefit in the agricultural sector (66%)	39,802	161,265	161,265	1,908	7,734	7,734	14,139	57,390	57,390	
	75 Special unemployment benefit in the agricultural sector (40%)	49,134	198,536	198,536	2,690	10,862	10,862	28,684	116,114	116,114	
	76 Unemployment benefit with reduced requirements in the agricultural sector	1,998	7,009	7,009	211	736	736	1,041	3,707	3,707	
	77 Special unemployment benefit in the construction sector	744	:	:	25	:	:	42	:	:	
	78 Ordinary unemployment benefit in the construction sector	26,308	:	:	645	:	:	629	:	:	
	94 Special solidarity funds in credit industry: extraordinary cheques	10,330	:	:	-	:	:	2,160	:	:	1
	96 Special solidarity funds in cooperative credit industry: extraordinary cheques	143	:	:	-	:	:	37	:	:	1
	97 Special solidarity funds in insurance industry: extraordinary cheques	20	:	:	: n	:	:	: n	:	:	1
	98 Special solidarity funds in Government sector: extraordinary cheques	405	:	:	:	:	:	97 s	:	:	1
8.2	8 [Component] Solidarity contracts - Expansive solidarity contracts	782	:	:	21 s	:	:	370 s	:	:	3
	80 Ordinary Wage Compensation Fund	65,237	:	:	:	:	:	:	:	:	
	81 Extraordinary Wage Compensation Fund	71,892	:	:	:	:	:	:	:	:	

C.4.11 LMP participants by intervention and by type of action, 2006: Italy

eurostat		Category, intervention number and name		Men and women						Women			Notes
				Total			Under 25s			Total			
				16 Stock	17 Entrants	18 Exits	16 Stock	17 Entrants	18 Exits	16 Stock	17 Entrants	18 Exits	
9	Early retirement	80,091	:	-	-	-	-	-	-	14,958	:	-	
9.2	16 Early retirement	80,091	:	-	-	-	-	-	-	14,958	:	-	5
2-7	Total LMP measures (categories 2-7)	:	:	:	:	:	:	:	:	:	:	:	
8-9	Total LMP supports (categories 8-9)	753,721	:	:	:	23,322 ui	:	:	:	278,705 ui	:	:	

Key : Not available; :n Not significant; - Not applicable or real zero or zero by default; 0 or 0.00 Less than half of the unit used; e Estimated value; s Eurostat estimate; ui Unreliable or uncertain data: participant data complete for interventions covering >=80% but <100% of expenditure

1 Stock: end-year figure.

2 Data exclude persons aged under 18 who are assumed to have moved into apprenticeship directly from compulsory education - decision of the LMP Task Force on Apprenticeship, 2003.

3 Beneficiaries of defensive contracts are registered under interventions IT-80 and IT-81 in category 8.

4 Entrants: total beneficiaries (new starts plus end-year stock).

5 Stock: start-year figure.

C.4.12 LMP participants by intervention and by type of action, 2006: Cyprus

Number of participants

eurostat	Category, intervention number and name		Men and women						Women			Notes
			Total			Under 25s			Total			
			16 Stock	17 Entrants	18 Exits	16 Stock	17 Entrants	18 Exits	16 Stock	17 Entrants	18 Exits	
1	Labour market services		205	1,076	366	41	215	83	148	775	274	
1.1	9	[Component] Public employment services - Individualised services	205	1,076	366	41	215	83	148	775	274	
2	Training		131 s	490	:	:	:	:	27 s	263	:	
	6	Multi-company initial training - accelerated training programmes	66 s	132	:	:	:	:	1 s	1	:	
2.1	3	Improving the computer literacy of the unemployed	-	-	-	-	-	-	-	-	-	
	4	Scheme for strengthening the management capacity of enterprises through the utilisation of tertiary-education graduates	60 s	80	22	60 s	80 s	22 s	22 s	30	11	
	5	Promotion of employability training for the unemployed	-	-	-	-	-	-	-	-	-	
	7	Promotion of employability training for inactive women	-	-	-	-	-	-	-	-	-	
	8	Promotion of employability training for new secondary school graduates	-	-	-	-	-	-	-	-	-	
	10	[Component] Vocational training and labour market promotion for recipients of public assistance -	5	278	48	1	39	5	4	232	37	1
	18	Vocational training for the disabled in courses independent from the Centre for the Vocational Rehabilitation of the Disabled	: n	: n	: n	: n	: n	: n	: n	: n	: n	
3	Job rotation and job sharing		-	-	-	-	-	-	-	-	-	
4	Employment incentives		1,115 ui	13,395	:	58 ui	702	:	608 ui	7,304	:	
4.1	10	[Component] Vocational training and labour market promotion for recipients of public assistance -	0	2	-	-	-	:	0	2	:	1
	12	Continued public assistance for recipients taking up employment	1,115	13,377	:	58	694	:	608	7,296	:	
	19	Promotion of equal opportunities for access to the labour market, especially those threatened by social exclusion	: n	16	:	:	8	:	:	6	:	
5	Supported employment and rehabilitation		:	:	:	:	:	:	:	:	:	
5.1	13	Supported employment scheme	:	:	:	:	:	:	:	:	:	
5.2	15	Centre for the Vocational Rehabilitation of the Disabled	:	:	:	:	:	:	:	:	:	
	16	Promotion of equal opportunities for access to the labour market, especially those threatened by social exclusion	-	-	-	-	-	-	-	-	-	

C.4.12 LMP participants by intervention and by type of action, 2006: Cyprus

eurostat		Category, intervention number and name	Men and women						Number of participants			Notes
			Total			Under 25s			Women			
			16 Stock	17 Entrants	18 Exits	16 Stock	17 Entrants	18 Exits	16 Stock	17 Entrants	18 Exits	
6		Direct job creation	-	-	-	-	-	-	-	-		
7		Start-up incentives	57	71	:	12	12	:	26	29	:	
	1	Scheme for the encouragement, strengthening and reinforcement of female entrepreneurship	23	23	:	4	4	:	23	23	:	1
	2	Scheme for the encouragement, strengthening and reinforcement of youth entrepreneurship	33	33	:	8	8	:	3	3	:	1
	11	Subsidy for self-employment of older workers	1	15	15	-	-	-	0	3	3	1
	14	Self-employment scheme	: n	: n	: n	: n	: n	: n	: n	: n	: n	
	17	Scheme for the establishment of small business units	: n	: n	: n	: n	: n	: n	: n	: n	: n	
8		Out-of-work income maintenance and support	10,142	31,859	:	:	:	:	:	:	:	
8.1	21	Unemployment benefit	10,142	28,673	28,719	761	2,513	2,308	5,710	16,610	16,571	
8.4	20	Redundancy payment	-	3,186	:	:	:	:	:	:	:	
9		Early retirement	-	-	-	-	-	-	-	-	-	
2-7		Total LMP measures (categories 2-7)	1,304 ui	13,956 ui	:	131 ui	833 ui	:	662 ui	7,596 ui	:	
8-9		Total LMP supports (categories 8-9)	10,142	31,859	:	:	:	:	:	:	:	

Key : Not available; :n Not significant; - Not applicable or real zero or zero by default; 0 or 0.00 Less than half of the unit used; e Estimated value; s Eurostat estimate; ui Unreliable or uncertain data: participant data complete for interventions covering >=80% but <100% of expenditure

1 Stock: end-year figure.

C.4.13 LMP participants by intervention and by type of action, 2006: Latvia

Number of participants

eurostat	Category, intervention number and name		Men and women						Women			Notes
			Total			Under 25s			Total			
			16 Stock	17 Entrants	18 Exits	16 Stock	17 Entrants	18 Exits	16 Stock	17 Entrants	18 Exits	
1	Labour market services		-	10,689	-	-	2,971	-	-	7,893	-	
1.1	25	Psychological evaluation of the learning capacity of unemployed aimed at the acquisition of particular education programmes	-	10,689	-	-	2,971	-	-	7,893	-	
2	Training		5,034	25,042	:	1,127 e	5,177	:	3,787	18,881	:	
2.1	3	Occupational training, re-training and raising of qualification of the unemployed	1,673	5,309	:	350 e	1,111	:	1,218	3,910	:	
	4	Modular training	2,237	16,455	:	405 e	2,980	:	1,683	12,379	:	
	23	Training for social risk groups including information and communication technology support for the disabled	1,124	3,278	:	372 e	1,086	:	886	2,592	:	
3	Job rotation and job sharing		-	-	-	-	-	-	-	-	-	
4	Employment incentives		2,579 s	14,059	:	1,547 s	12,633	:	1,551 s	8,720	:	
4.1	14	Social enterprises for employment of the less competitive unemployed	83	96	:	3 e	3	:	42	51	:	
	24	Skill development for secondary school or secondary occupational school students during their summer holidays	963 s	11,552	:	963 s	11,552	:	606 s	7,266	:	
	26	Pilot project - Development of necessary working skills	70 e	421	:	19 e	114	:	53 e	319	:	
	28	Subsidised employment for the target group unemployed	896	1,052	:	218 e	256	:	572	647	:	
	29	Work practice for young unemployed	340 s	680	:	334 s	667	:	144 s	288	:	
	30	Subsidised work places for the unemployed from social risk groups	227 s	227	:	10 s	10	:	134 s	134	:	
	35	Pupil orientation mentoring programme for acquisition of skills necessary in the field of agriculture	: n	31	31	: n	31	31	: n	15	15	
5	Supported employment and rehabilitation		498	362	:	59 e	44	:	270	184	:	
5.1	27	Subsidised employment for unemployed with special needs	498	357	:	59 e	42	:	270	181	:	
5.2	34	The measure for job-seekers - persons with mental disabilities, who needs special support for Integration in Labour Market and Society	: n	5	: n	: n	2	: n	: n	3	: n	
6	Direct job creation		1,511	9,622	:	62 e	392	:	795	5,172	:	
	13	Paid temporary public works (PTPW)	1,511	9,622	:	62 e	392	:	795	5,172	:	

C.4.13 LMP participants by intervention and by type of action, 2006: Latvia

eurostat Category, intervention number and name			Men and women						Number of participants			Notes
			Total			Under 25s			Women			
			16 Stock	17 Entrants	18 Exits	16 Stock	17 Entrants	18 Exits	16 Stock	17 Entrants	18 Exits	
7	Start-up incentives		-	-	-	-	-	-	-	-		
8	Out-of-work income maintenance and support		34,711	36,882	63,655	5,135	5,072 ui	9,417 s	21,378	19,925 ui	40,186	
8.1	15	Full unemployment benefit	34,711	34,284	63,655	5,135	5,072 s	9,417 s	21,378	19,925	40,186	
8.5	16	Satisfaction of employees' claims from the employee claims guarantee fund	-	2,598	-	-	:	-	-	:	-	
9	Early retirement		-	-	-	-	-	-	-	-	-	
2-7	Total LMP measures (categories 2-7)		9,622 s	49,085	:	2,795 s	18,246	:	6,403 s	32,957	:	
8-9	Total LMP supports (categories 8-9)		34,711	36,882	63,655	5,135	5,072 ui	9,417 s	21,378	19,925 ui	40,186	

Key : Not available; :n Not significant; - Not applicable or real zero or zero by default; 0 or 0.00 Less than half of the unit used; e Estimated value; s Eurostat estimate; ui Unreliable or uncertain data: participant data complete for interventions covering >=80% but <100% of expenditure

C.4.14 LMP participants by intervention and by type of action, 2006: Lithuania

Number of participants

eurostat	Category, intervention number and name		Men and women						Women			Notes
			Total			Under 25s			Total			
			16 Stock	17 Entrants	18 Exits	16 Stock	17 Entrants	18 Exits	16 Stock	17 Entrants	18 Exits	
1	Labour market services		83,855 ui	295,726	248,510 ui	7,161 ui	54,060	30,808 ui	51,913 ui	181,130	149,726 ui	
1.1	8	Individual Employment Plans, assistance in finding jobs, employment mediation services	83,458	184,439	200,732	7,085	22,260	22,802	51,651	109,102	118,039	
	9	"Job clubs"	397	47,796	47,778	76	8,038	8,006	262	31,706	31,687	
	12	Vocational counselling services provided by the psychologists of the territorial labour market training and counselling offices	:	63,491	:	:	23,762	:	:	40,322	:	
2	Training		7,089	23,566	20,865	1,666	4,204	3,636	4,107	13,653	12,338	
2.1	29	Non-formal Education of the Unemployed and of the Employees who have been given a Notice of Dismissal	228	1,733	1,670	3	57	28	170	1,302	1,282	
2.3	1	Vocational training of the registered unemployed and the employees pending dismissal from work	6,528	19,086	16,636	1,645	4,077	3,534	3,725	10,405	9,254	1
	4	Unemployment prevention programme - preventative training	-	-	-	-	-	-	-	-	-	1
	10	Renewal of Occupational Knowledge and Practical Skills of the Long-term Unemployed	274	2,535	2,365	2	16	16	210	1,940	1,797	
	11	Vocational training and employment of persons released from places of imprisonment	59	212	194	16	54	58	2	6	5	
3	Job rotation and job sharing		14	77	8	3	16	3	13	74	8	
3.1	30	Job rotation	14	77	8	3	16	3	13	74	8	
4	Employment incentives		:	9,785	:	:	:	:	:	:	:	
4.1	2	Support of social enterprises	:	146	:	:	:	:	:	:	:	
	3	Local Employment Initiatives projects	:	771	:	:	136	:	:	332	:	
	6	Subsidised jobs	:	2,613	:	:	472	:	:	1,815	:	
	13	Supported works	1,427	4,109	5,508	301	1,051	1,380	917	2,544	3,528	
	31	Promotion of work skills development	547	1,339	309	206	499	136	369	905	184	
	32	Subsidised Employment	392	753	426	38	74	41	266	499	292	
4.2	34	Subsidies for Job Creation	11	54	:	1	3	:	5	26	:	
5	Supported employment and rehabilitation		:	2,727	:	:	263	:	:	1,653	:	
5.1	14	Subsidised jobs for the disabled	:	557	:	:	28	:	:	269	:	
	35	Subsidised Employment of the Disabled	1,055	1,964	:	116	198	:	701	1,313	:	
5.2	28	Vocational (occupational) rehabilitation	49	206	69	9	37	13	16	71	20	

C.4.14 LMP participants by intervention and by type of action, 2006: Lithuania

eurostat		Category, intervention number and name		Men and women						Number of participants			Notes
				Total			Under 25s			Women			
				16 Stock	17 Entrants	18 Exits	16 Stock	17 Entrants	18 Exits	16 Stock	17 Entrants	18 Exits	
6		Direct job creation	6,513	34,415	34,699	722	5,835	5,853	3,490	18,275	18,434		
5		Public works	6,513	34,415	34,699	722	5,835	5,853	3,490	18,275	18,434		
7		Start-up incentives	185	3,417	:	:	422	:	:	2,031	:		
15		Support for setting up of individual business (loans for the unemployed)	31	1	:	:	-	:	:	1	:		
16		Training programme on business fundamentals	153	3,414	3,375	14	422	416	102	2,029	2,006		
33		Support for self-employment	1	2	:	:	-	:	:	1	:		
8		Out-of-work income maintenance and support	15,532	55,029	52,447	813	:	:	10,017	:	:		
8.1	21	Unemployment social insurance benefit	15,532	43,889	41,307	813	3,108	3,033	10,017	26,438	24,295		
8.5	22	Compensation from the Guarantee Fund	-	11,140	11,140	-	:	:	-	:	:		
9		Early retirement	1,773	24	3,405	-	-	-	897	14	1,328		
9.2	23	Pre-pension unemployment benefit	1,773	24	3,405	-	-	-	897	14	1,328		
2-7		Total LMP measures (categories 2-7)	17,282 ui	73,987	:	3,076 ui	12,975 ui	:	9,986 ui	41,807 ui	:		
8-9		Total LMP supports (categories 8-9)	17,305	55,053	55,852	813	:	:	10,914	:	:		

Key : Not available; :n Not significant; - Not applicable or real zero or zero by default; 0 or 0.00 Less than half of the unit used; e Estimated value; s Eurostat estimate; ui Unreliable or uncertain data: participant data complete for interventions covering >=80% but <100% of expenditure

1 Starting from 2006, information on expenditure and participants of LT-4 'Preventative training' are provided together with information for LT-1 'Vocational training'

C.4.15 LMP participants by intervention and by type of action, 2006: Luxembourg

Number of participants

eurostat	Category, intervention number and name		Men and women						Women			Notes
			Total			Under 25s			Total			
			16 Stock	17 Entrants	18 Exits	16 Stock	17 Entrants	18 Exits	16 Stock	17 Entrants	18 Exits	
1	Labour market services		:	:	:	:	:	:	:	:	:	
2	Training		2,258 ui	4,229 e	:	1,331 ui	2,288 e	:	927 ui	1,782 e	:	
2.1	11	Training for entering or re-entering the labour market	:	1,144	:	:	373	:	:	516	:	1
	20	Vocational training and retraining measures for disabled workers	:	6	:	:	:	:	:	:	:	
2.2	24	Temporary auxiliary contract	1,435	2,108	:	1,011	1,593	:	640	943	:	
	25	Traineeship for insertion in enterprises	289	438	:	192	291	:	66	104	:	
2.3	26	Training course for vocational reintegration	324	486	:	-	-	-	123	196	:	
2.4	29	Apprenticeship for adults	210	47 e	:	128	31 e	:	98	23 e	:	
3	Job rotation and job sharing		-	-	-	-	-	-	-	-	-	
4	Employment incentives		:	:	:	:	:	:	:	:	:	
	3	Reemployment Bonus	2,608	1,680	:	29 e	19	:	775 e	499	:	
	13	Subsidies for the creation of jobs of socio-economic value	-	-	-	-	-	-	-	-	-	2
	21	Measures of professional (re)integration of disabled workers	1,177	:	:	123	:	:	399	:	:	
4.1	6	Aid for employing long-term and older unemployed	884	492	229	-	-	-	315	294	68	3
	7	Mobility allowance	-	239	-	-	:	-	-	:	-	
	9	Income tax reduction for hiring unemployed people	1,700	595	:	297	104 e	:	565	198 e	:	4
4.2	31	Compensatory benefit	:	399	83	:	7 e	1 e	:	133 e	28 e	
5	Supported employment and rehabilitation		50	1,238	: n	: n	98	: n	: n	401	: n	
5.1	22	Adaptation of the workplace for disabled workers	-	14	-	-	: n	-	-	: n	-	
	23	Reimbursement of extra leave for disabled workers	-	1,192	-	-	98	-	-	401	-	
	27	Job creations for disabled workers	50	: n	: n	: n	: n	: n	: n	: n	: n	3
	33	Wage participation	: n	16	: n	: n	: n	: n	: n	: n	: n	
5.2	32	Redeployment measures	: n	16	: n	: n	: n	: n	: n	: n	: n	
6	Direct job creation		1,066 e	:	:	85	:	- ui	421	:	:	
	2	Extraordinary works of general interest	47 e	:	:	-	-	-	: n	:	:	
	10	Socially useful works	243	496	:	64	144	:	84	156	:	
	28	Pool of assistants	96	133	:	21	34	:	57	71	:	
	34	Temporary Compensated Appointment	680	:	388	-	:	-	280	:	164	3

C.4.15 LMP participants by intervention and by type of action, 2006: Luxembourg

eurostat		Category, intervention number and name		Men and women						Number of participants			Notes
				Total			Under 25s			Women			
				16 Stock	17 Entrants	18 Exits	16 Stock	17 Entrants	18 Exits	16 Stock	17 Entrants	18 Exits	
7		Start-up incentives	-	19	19	-	: n	: n	-	: n	: n		
14		Subsidies for the creation of businesses by the unemployed	-	19	19	-	: n	: n	-	: n	: n		
8		Out-of-work income maintenance and support	7,154 ui	38,602	:	712 ui	1,244 ui	:	2,295 ui	3,776 ui	:		
8.1	5	Unemployment benefits	4,856	8,506	:	712	1,244 e	:	2,295	3,776	:		
8.2	1	Partial unemployment benefit	:	1,052	:	:	:	:	:	:	:		
	4	Compensation for unemployment due to technical reasons or bad weather	2,298 s	27,584	:	:	:	:	:	:	:		
8.5	8	Debt guarantee in case of employer closing down	-	1,460	-	-	:	-	-	:	-		
9		Early retirement	1,240	486	402 e	-	-	-	:	:	:		
9.1	19	Early retirement	1,240	486	402 e	-	-	-	:	:	:		
2-7		Total LMP measures (categories 2-7)	9,743 ui	:	:	1,865 ui	:	:	3,402 ui	:	:		
8-9		Total LMP supports (categories 8-9)	8,394 ui	39,088	:	712 ui	1,244 ui	:	:	:	:		

Key : Not available; :n Not significant; - Not applicable or real zero or zero by default; 0 or 0.00 Less than half of the unit used; e Estimated value; s Eurostat estimate; ui Unreliable or uncertain data: participant data complete for interventions covering >=80% but <100% of expenditure

- 1 Entrants: total beneficiaries (new starts plus end-year stock).
- 2 Intervention not applied in 2006.
- 3 Stock: end-year figure.
- 4 Stock: other one-off observation.

C.4.16 LMP participants by intervention and by type of action, 2006: Hungary

Number of participants

eurostat	Category, intervention number and name		Men and women						Women			Notes
			Total			Under 25s			Total			
			16 Stock	17 Entrants	18 Exits	16 Stock	17 Entrants	18 Exits	16 Stock	17 Entrants	18 Exits	
1	Labour market services		:	:	:	:	:	:	:	:	:	
1.1	7	Subsidies for mitigating the impact of collective redundancies	:	:	:	:	:	:	:	:	:	
2	Training		13,857	29,521	34,134	:	:	:	:	:	:	
2.1	3	Training for unemployed	12,561	27,490	31,571	4,337	8,713	10,262	7,188	14,898	16,973	
	4	Training for employed persons	1,296	2,031	2,563	:	:	:	:	:	:	
3	Job rotation and job sharing		-	-	-	-	-	-	-	-	-	
4	Employment incentives		35,388	33,512	48,616	:	:	:	:	:	:	
4.1	5	Creation of new jobs and maintenance of existing jobs	2,588	627	1,459	:	:	:	:	:	:	
	6	Part-time employment	561	706	780	:	:	:	:	:	:	
	10	Assistance for employment of disabled workers	93	61	175	:	:	:	:	:	:	
	11	Creation of new jobs (temporary contracts)	18,229	14,322	20,939	2,326	1,794	2,582	9,859	7,751	11,072	1
	13	Work experience for persons entering the labour market	8,512	8,601	10,654	7,571	7,733	9,535	4,593	4,638	5,715	
	14	Assumption of employment-related contributions	1,871	3,077	5,465	:	:	:	:	:	:	
	15	Support for the employment of unemployed entrants	167	162	221	167	162	221	44	45	57	
	22	Transportation of persons in group	-	-	-	-	-	-	-	-	-	2
	23	Support for long-distance travel costs	1,148	2,177	2,882	:	:	:	:	:	:	2
	24	Support of housing	-	-	-	-	-	-	-	-	-	2
	25	Recruitment incentives	-	-	-	-	-	-	-	-	-	2
4.2	8	Maintenance of existing job	2,219	3,779	6,041	:	:	:	:	:	:	
5	Supported employment and rehabilitation		-	-	-	-	-	-	-	-	-	
6	Direct job creation		17,021	55,723	56,788	2,257	7,627	7,688	7,747	23,468	24,115	
	12	Support for community service work	17,021	55,723	56,788	2,257	7,627	7,688	7,747	23,468	24,115	
7	Start-up incentives		3,251	1,943	3,225	:	:	:	:	:	:	
	16	Assistance for unemployed persons to become entrepreneurs	858	1,767	2,322	70	154	189	390	828	1,048	
	17	Assistance for self-employment	2,393	176	903	:	:	:	:	:	:	

C.4.16 LMP participants by intervention and by type of action, 2006: Hungary

eurostat Category, intervention number and name			Men and women						Number of participants			Notes
			Total			Under 25s			Women			
			16 Stock	17 Entrants	18 Exits	16 Stock	17 Entrants	18 Exits	16 Stock	17 Entrants	18 Exits	
8		Out-of-work income maintenance and support	142,173	369,438	370,678	:	35,268	35,047 ui	60,705 ui	173,766	178,721	
8.1	18	Unemployment benefit	14,001	-	71,240	:	-	5,756	7,804	-	37,655	3
	21	Incentive benefits provided to job seekers	17,851	-	13,606	:	-	:	:	-	8,230	4
	29	Job-seekers' Benefits	75,263	229,624	166,747	5,360	20,073	15,878	37,257	109,524	77,438	
	30	Entrepreneurial Benefits	746	3,985	2,104	18	108	67	319	1,670	921	
	31	Job-seekers' Allowance	34,312	135,829	116,981	3,334	15,087	13,346	15,325	62,572	54,477	
9		Early retirement	5,182 s	-	2,413	-	-	-	:	-	295	
9.2	19	Unemployment aid prior to retirement	5,182 s	-	2,413	-	-	-	:	-	295	4
2-7		Total LMP measures (categories 2-7)	69,517	120,699	142,763	:	:	:	:	:	:	
8-9		Total LMP supports (categories 8-9)	147,355 s	369,438	373,091	:	35,268	35,047 ui	60,705 ui	173,766	179,016	

Key : Not available; :n Not significant; - Not applicable or real zero or zero by default; 0 or 0.00 Less than half of the unit used; e Estimated value; s Eurostat estimate; ui Unreliable or uncertain data: participant data complete for interventions covering >=80% but <100% of expenditure

- 1 Total participants include disabled people previously reported in old intervention HU-9.
- 2 Participants for HU-22, 23, 24 and 25 are grouped together under HU-23.
- 3 No new entrants: the intervention ended in October 2005.
- 4 Intervention coming to an end.

C.4.17 LMP participants by intervention and by type of action, 2006: Malta

Number of participants

eurostat	Category, intervention number and name		Men and women						Women			Notes
			Total			Under 25s			Total			
			16 Stock	17 Entrants	18 Exits	16 Stock	17 Entrants	18 Exits	16 Stock	17 Entrants	18 Exits	
1	Labour market services		:	:	:	:	:	:	:	:	:	
2	Training		1,477 ui	10,125 ui	1,332 ui	1,101 ui	3,502 ui	419 ui	282 ui	3,022 ui	477 ui	
2.1	12	[Component] Training and Employment Exposure Scheme (TEES) - Training component	179 e	358	358	- e	-	-	46 e	91	91	
	17	Training courses provided by ETC	166 e	8,593	758	47 e	2,453	306	52 e	2,690	254	
	19	Training Provided by Specialised Organisations	:	:	:	:	:	:	:	:	:	
2.2	8	Bridging the Gap (BTG)	:	25	25	:	9	9	:	1	1	
2.3	9	Traineeship scheme	120 e	191	191	65 e	104	104	83 e	131	131	
2.4	23	Apprenticeship schemes (ESTS or TAS)	1,012	958	:	989 e	936	:	101	109	:	
3	Job rotation and job sharing		-	-	-	-	-	-	-	-	-	
4	Employment incentives		373 ui	1,140 ui	1,140 ui	118 ui	485 ui	485 ui	138 ui	467 ui	467 ui	
4.1	1	Job Experience Scheme (JES)	90 e	358	358	87 e	348	348	54 e	215	215	1
	2	Work Start Scheme (WSS)	16 e	62	62	- e	1	1	11 e	43	43	
	4	Employment Training Placement Scheme (ETPS)	48 e	190	190	15 e	59	59	14 e	57	57	1
	5	Redeployment Scheme (RS)	40 e	156	156	16 e	61	61	13 e	51	51	1
	6	Youth employment scheme (YES)	: n	16	16	: n	16	16	: n	10	10	
	10	Supported Employment Scheme (SES)	:	:	:	:	:	:	:	:	:	
	12	[Component] Training and Employment Exposure Scheme (TEES) - Employment component	179 e	358	358	- e	-	-	46 e	91	91	
5	Supported employment and rehabilitation		-	-	-	-	-	-	-	-	-	
6	Direct job creation		33 e	131	131	32 e	126	126	17 e	67	67	
	3	Active Youth Scheme (AYS)	33 e	131	131	32 e	126	126	17 e	67	67	
7	Start-up incentives		:	:	:	:	:	:	:	:	:	
	27	Start up incentive scheme (INT)	:	:	:	:	:	:	:	:	:	
8	Out-of-work income maintenance and support		11,477	:	:	2,921	:	:	2,505	:	:	
8.1	28	Unemployment benefit	5,277	:	:	1,714	:	:	1,623	:	:	
	29	Unemployment assistance	6,200	:	:	1,207	:	:	882	:	:	

C.4.17 LMP participants by intervention and by type of action, 2006: Malta

eurostat Category, intervention number and name		Men and women						Women			Notes
		Total			Under 25s			Total			
		16 Stock	17 Entrants	18 Exits	16 Stock	17 Entrants	18 Exits	16 Stock	17 Entrants	18 Exits	
9	Early retirement	-	-	-	-	-	-	-	-	-	
2-7	Total LMP measures (categories 2-7)	1,883 ui	11,396 ui	2,603 ui	1,251 ui	4,113 ui	1,030 ui	437 ui	3,556 ui	1,011 ui	
8-9	Total LMP supports (categories 8-9)	11,477	:	:	2,921	:	:	2,505	:	:	

Key : Not available; :n Not significant; - Not applicable or real zero or zero by default; 0 or 0.00 Less than half of the unit used; e Estimated value; s Eurostat estimate; ui Unreliable or uncertain data: participant data complete for interventions covering >=80% but <100% of expenditure

1 Entrants: total beneficiaries (new starts plus end-year stock).

C.4.18 LMP participants by intervention and by type of action, 2006: Netherlands

Number of participants

eurostat	Category, intervention number and name		Men and women						Women			Notes
			Total			Under 25s			Total			
			16 Stock	17 Entrants	18 Exits	16 Stock	17 Entrants	18 Exits	16 Stock	17 Entrants	18 Exits	
1	Labour market services		228,662	105,444 ui	103,736 ui	21,618 ui	14,526 ui	12,204 ui	100,035 ui	40,023 ui	33,957 ui	
1.1	52	[Component] Reintegration budget UWV regarding WW-recipients - Individual case-management	48,700	31,500	38,900	:	:	:	:	:	:	
	53	[Component] Case-management municipalities (Agenda for the Future) - Individual case-management	-	-	-	-	-	-	-	-	-	1,2
	54	[Component] Minority-targeted LMP (Stimulation labour participation) - Individual case-management	5,065	:	:	:	:	:	:	:	:	3
	64	[Component] Flexible reintegration budget municipalities - Individual case-management	174,897	73,944	64,836	21,618	14,526	12,204	100,035	40,023	33,957	4
2	Training		178,537	175,594 ui	123,444 ui	:	:	:	:	:	:	
	31	[Component] WW - Unemployment insurance - Unemployment benefits during training (UBdt)	-	-	-	-	-	-	-	-	-	4,5
	33	[Component] Abw/WWB - National assistance benefit (IOAW and IOAZ included) - Training	36,030	21,330	25,140	:	:	:	:	:	:	4,6
	56	[Component] ESF - Equal (for unemployed) - Publicly financed training for unemployed/inactive	2,600	5,200	:	:	:	:	:	:	:	4
2.1	50	Practically-oriented training for unemployed (Praktijkscholing HVS)	-	-	-	-	-	-	-	-	-	1,7
	53	[Component] Case-management municipalities (Agenda for the Future) - Training	-	-	-	-	-	-	-	-	-	1,2
	64	[Component] Flexible reintegration budget municipalities - Training	19,433	8,216	7,204	2,402	1,614	1,356	11,115	4,448	3,773	4
2.2	40	SVWW - Stimulation of fulfilling vacancies by unemployed and employed at risk	4,508	5,548 e	:	:	:	:	:	:	:	
2.3	51	[Component] ESF-3 - Training for unemployed/inactive	22,500	45,000	:	:	:	:	:	:	:	4
	52	[Component] Reintegration budget UWV regarding WW-recipients - Training	5,400	3,500	4,300	:	:	:	:	:	:	
	54	[Component] Minority-targeted LMP (Stimulation labour participation) - Training	1,266	:	:	:	:	:	:	:	:	3
2.4	1	[Component] WVA - Act on reduction of employers tax and social security contributions - VO (apprentices)	86,800	86,800 e	86,800 e	:	:	:	:	:	:	8
3	Job rotation and job sharing		-	-	-	-	-	-	-	-	-	

C.4.18 LMP participants by intervention and by type of action, 2006: Netherlands

Number of participants

eurostat	Category, intervention number and name		Men and women						Women			Notes
			Total			Under 25s			Total			
			16 Stock	17 Entrants	18 Exits	16 Stock	17 Entrants	18 Exits	16 Stock	17 Entrants	18 Exits	
4	Employment incentives		46,660	16,990 e	18,360 e	2,230 ui	1,870 ui	1,750 ui	17,690 ui	3,590 ui	4,820 ui	
4.1	1	[Component] WVA - Act on reduction of employers tax and social security contributions - VLW (LTU)	8,100	8,100 e	8,100 e	:	:	:	:	:	:	8
	14	RSP - Regulation on employment in domestic services	-	-	-	-	-	-	-	-	-	9
	60	Temporary measure for transforming ID-jobs into regular jobs	-	-	-	-	-	-	-	-	-	1,10
	64	[Component] Flexible reintegration budget municipalities - Wage cost subsidy	38,560	8,890	10,260	2,230	1,870	1,750	17,690	3,590	4,820	4
5	Supported employment and rehabilitation		144,433	36,300 e	40,800 e	3,531 ui	:	:	27,307 ui	:	:	
	59	Act on the (re)integration in employment of the occupationally disabled (REA)	45,100	31,000 e	35,600 e	:	:	:	:	:	:	4
5.1	6	WSW - Sheltered employment act	99,333	5,300	5,200	3,531	:	:	27,307	:	:	4
6	Direct job creation		-	-	-	-	-	-	-	-	-	
7	Start-up incentives		-	-	-	-	-	-	-	-	-	
8	Out-of-work income maintenance and support		551,040 ui	390,010	479,240 ui	:	:	:	:	:	:	
8.1	31	[Component] WW - Unemployment insurance - WW - Unemployment insurance	249,140	300,810	364,440	7,090	34,190	37,900	115,040	139,850	165,780	4,5
	32	TW - Supplementary benefits	-	-	-	-	-	-	-	-	-	11
	33	[Component] Abw/WWB - National assistance benefit (IOAW and IOAZ included) - Abw/WWB	301,900	89,200	114,800	:	:	:	:	:	:	4,6
	61	Unemployment benefits former civil servants (WRO)	:	-	:	-	-	:	:	-	:	12
9	Early retirement		-	-	-	-	-	-	-	-	-	

C.4.18 LMP participants by intervention and by type of action, 2006: Netherlands

eurostat Category, intervention number and name		Men and women						Number of participants Women			Notes
		Total			Under 25s			Total			
		16 Stock	17 Entrants	18 Exits	16 Stock	17 Entrants	18 Exits	16 Stock	17 Entrants	18 Exits	
2-7	Total LMP measures (categories 2-7)	369,630	228,884 ui	182,604 ui	:	:	:	:	:	:	
8-9	Total LMP supports (categories 8-9)	551,040 ui	390,010	479,240 ui	:	:	:	:	:	:	

Key : Not available; :n Not significant; - Not applicable or real zero or zero by default; 0 or 0.00 Less than half of the unit used; e Estimated value; s Eurostat estimate; ui Unreliable or uncertain data: participant data complete for interventions covering >=80% but <100% of expenditure

1 Intervention coming to an end.

2 Participant data are included in the training component of intervention NL-64.

3 Stock figure estimated on the basis of total expenditure + estimated average expenditure per participant (equivalent to average expenditure per participant in ESF-programme of €2,200)

4 Stock: end-year figure.

5 WW-beneficiaries receiving Unemployment benefit during training are already counted in NL-52 [Training].

6 WWB-beneficiaries receiving Unemployment benefit during training are already counted in NL-64 [Training].

7 Participants are already included in interventions NL-52/64/53.

8 The VLW component (category 4.1) of this intervention is coming to an end.

9 Participants already reported under NL-1.

10 Participants are already included in NL-64.

11 Participants already reported under NL-31.

12 Since 2001, new unemployed civil servants receive the standard WW-scheme (NL-31) instead of the WRO-benefit.

C.4.19 LMP participants by intervention and by type of action, 2006: Austria

Number of participants

eurostat	Category, intervention number and name		Men and women						Women			Notes
			Total			Under 25s			Total			
			16 Stock	17 Entrants	18 Exits	16 Stock	17 Entrants	18 Exits	16 Stock	17 Entrants	18 Exits	
1	Labour market services		:	1,164,285	:	:	232,908	:	:	500,041	:	
1.1	16	Counselling for job seekers and enterprises	12,886	54,455	43,673	3,065	13,039	11,045	6,259	30,059	25,043	
	28	Interview allowance	-	18,011	18,011	-	3,819	3,819	-	6,224	6,224	
	34	Work adjustment backup system and job assistance for the disabled	:	20,020	:	:	12,265	:	:	8,345	:	1
	54	[Component] Counselling and support of employment seekers & services for employers (PES) - Individual case-management	200,801	1,071,799	1,156,705	32,053	203,785	244,577	86,669	455,413	477,087	
2	Training		90,057 e	789,004	778,922 ui	43,923 e	248,543	240,030 ui	47,411 e	412,799	408,552 ui	
	18	[Component] Employment foundations - Training and guidance	4,864	4,739	4,121	981	1,040	611	2,387	2,203	1,886	
2.1	7	Promotion of occupational mobility - course cost and course related cost	50,638	281,775	278,469	16,291	76,601	75,903	28,218	147,920	145,134	
	8	Promotion of occupational mobility - living allowance	54,043	249,382	243,306	17,501	72,501	70,488	28,818	129,363	125,182	
	9	Unemployment benefit (ALG) for training after parental leave	-	2	1	-	-	-	-	2	1	
	12	Support for training in institutions	33,093	188,272	186,128	11,550	55,396	54,245	17,842	99,492	97,242	
	25	[Component] Further training allowance - Institutional training	1,062	1,590	896	200	364	248	671	889	486	
2.2	13	Support for training in enterprises - support persons in enterprises for training measures (support of qualification for employees)	5,542	23,237	33,422	891	4,238	6,106	4,718	15,223	24,055	
	35	Vocational training for the disabled	2,000 e	4,249	:	1,312 e	2,788	:	911 e	1,935	:	1
2.4	11	Promotion of apprenticeship training and vocational training	17,027	19,296	16,894	16,899	19,153	16,744	7,236	7,935	7,108	
	32	JASG training courses	6,363	16,462	15,685	6,363	16,462	15,685	2,910	7,837	7,458	
2.A	60	Adjustment for double counting category 2	-84,575 e	-	-	-28,065 e	-	-	-46,300 e	-	-	
3	Job rotation and job sharing		5	18	16	1	4	4	3	12	10	
3.1	25	[Component] Further training allowance - Job rotation	: n	: n	: n	: n	: n	: n	: n	: n	: n	
	26	Solidarity premium model (SOL)	-	-	-	-	-	-	-	-	-	
3.2	63	Promoted job sharing during part-time parental leave	5	18	16	1	4	4	3	12	10	

C.4.19 LMP participants by intervention and by type of action, 2006: Austria

Number of participants

eurostat	Category, intervention number and name		Men and women						Women			Notes
			Total			Under 25s			Total			
			16 Stock	17 Entrants	18 Exits	16 Stock	17 Entrants	18 Exits	16 Stock	17 Entrants	18 Exits	
4	Employment incentives		60,951 e	108,585	76,212 ui	3,207 ui	8,561 ui	8,356 ui	19,020 ui	41,195 ui	39,453 ui	
4.1	5	Promotion of regional mobility and entry into employment - travel allowance	1,402	2,472	2,532	930	1,363	1,420	798	1,477	1,507	
	6	Promotion of regional mobility and entry into employment - childcare allowance	4,728	12,207	12,540	504	1,260	1,295	4,615	11,908	12,249	
	15	Integration subsidy (EB)	10,471	32,079	30,615	1,805	5,938	5,641	5,306	15,929	14,969	
4.2	19	Promotion of investment and restructuring	19,566 e	28,234	:	:	:	:	:	:	:	2
	30	Bonus/malus system within the scope of unemployment insurance	24,980	33,593	30,525	-	-	-	8,476	11,881	10,728	
4.A	61	<i>Adjustment for double counting category 4</i>	-196 e	-	-	-32 e	-	-	-175 e	-	-	
5	Supported employment and rehabilitation		:	:	:	:	:	:	:	:	:	
5.1	37	Support for employment of the disabled through the BSBs	:	15,878	:	:	3,537	:	:	5,817	:	1
	44	Integration enterprises (BSB)	1,440	:	:	50	:	:	477	:	:	3
6	Direct job creation		7,600	16,531	14,218	1,643	2,959	2,607	4,096	8,712	7,412	
	14	Socio-economic enterprises (SÖB) and non-profit employment projects (GBP)	7,093	16,135	13,599	1,586	2,902	2,527	3,593	8,319	6,799	
	27	Childcare institutions	507	396	619	57	57	80	503	393	613	
7	Start-up incentives		2,216	9,723	9,662	141	637	653	892	3,732	3,663	
	17	Business start-up programme (UGP+GB)	2,815	9,723	9,662	178	637	653	1,119	3,732	3,663	
	18	[Component] Employment foundations - Support for business start-ups	: n	: n	: n	: n	: n	: n	: n	: n	: n	
7.A	65	<i>Adjustment for double counting category 7</i>	-599	-	-	-37	-	-	-227	-	-	
8	Out-of-work income maintenance and support		214,966	923,956 e	884,875	30,343	178,741	175,162	87,150 ui	355,651 ui	359,527 ui	
8.1	1	Unemployment benefit	120,969	596,802	603,739	21,881	135,737	133,468	49,705	244,392	242,191	
	2	Unemployment assistance	91,908	262,859	279,920	8,446	42,919	41,572	37,404	111,043	117,052	
8.2	20	Short-time working allowance	166	863	1,216	16	85	122	41	216	284	
	21	Bad weather compensation (Builders' Holiday and Severance Payments Fund)	1,923	28,932	-	: n	: n	-	:	:	:	
8.5	33	Insolvency-bankruptcy compensation	-	34,500 e	-	-	: n	-	-	:	-	

C.4.19 LMP participants by intervention and by type of action, 2006: Austria

eurostat		Category, intervention number and name	Men and women						Number of participants			Notes		
			Total			Under 25s			Women					
			16 Stock	17 Entrants	18 Exits	16 Stock	17 Entrants	18 Exits	16 Stock	17 Entrants	18 Exits			
9	Early retirement		59,661	53,024	29,844		138	469	307		26,993	22,025	11,532	
9.2	3	Transfer benefits to facilitate transition into retirement - Special support (SUG)	1,613	92	227		-	-	-		55	4	9	
	4	Pension advances	20,052	44,895	26,194		138	469	307		7,264	17,345	9,778	4
	49	Part-time pay/support for older workers	31,117	3,312	2,347		-	-	-		14,333	1,411	1,078	
	64	Transition benefit	6,879	4,725	1,076		-	-	-		5,341	3,265	667	
2-7	Total LMP measures (categories 2-7)		162,269 ui	939,739 ui	879,030 ui		48,965 ui	264,241 ui	251,650 ui		71,899 ui	472,267 ui	459,090 ui	
8-9	Total LMP supports (categories 8-9)		274,627	976,980 e	914,719		30,481	179,210	175,469		114,143 ui	377,676 ui	371,059 ui	

Key : Not available; :n Not significant; - Not applicable or real zero or zero by default; 0 or 0.00 Less than half of the unit used; e Estimated value; s Eurostat estimate; ui Unreliable or uncertain data: participant data complete for interventions covering >=80% but <100% of expenditure

- 1 Entrants: total beneficiaries (new starts plus end-year stock).
- 2 Stock: average of two year-end figures.
- 3 Stock: start-year figure.
- 4 Includes some applicants for invalidity pension.

C.4.20 LMP participants by intervention and by type of action, 2006: Poland

Number of participants

eurostat	Category, intervention number and name		Men and women						Women			Notes
			Total			Under 25s			Total			
			16 Stock	17 Entrants	18 Exits	16 Stock	17 Entrants	18 Exits	16 Stock	17 Entrants	18 Exits	
1	Labour market services		27	:	:	12	:	:	17	:	:	
1.1	22	Job clubs - Training in job-search skills	27	12,148	11,075	12	4,061 e	3,703 e	17	8,869 e	8,086 e	1
	23	Job clubs - Activation tutorials	-	64,186	64,186	-	27,085 e	27,085 e	-	40,396 e	40,396 e	
	24	Vocational counselling (guidance)	-	300,453	300,453	-	130,702	117,641 s	-	164,247	147,686 s	
	25	Financing of travel costs	-	:	:	-	:	:	-	:	:	
	26	Financing of accommodation costs	-	:	:	-	:	:	-	:	:	
2	Training		98,826 s	377,453 ui	357,114 ui	72,534 ui	223,417 ui	196,681 ui	70,869 ui	226,922 ui	210,908 ui	
2.1	3	Vocational training organized by Local (powiat) Labour Office	148	4,382	4,092	:	:	:	67 e	1,988 e	1,856 e	1
	4	Vocational training organised by employers	25	25	25	: n	: n	: n	1	1	1	1
	21	Training	6,322	146,905	142,062	2,036 e	50,920 e	49,241 e	3,133 e	63,864 e	61,758 e	1
	42	The expenses return on labour market's instruments and services dedicated to unemployed and job-seeking disabled.	900	:	:	:	:	:	:	:	:	1
2.2	17	Vocational training in the workplace	19,293	58,300	59,151	3,899 e	11,782 e	11,954 e	14,411	40,391	39,841	1
	29	Refund of costs of specialist training for workers threatened by lay-offs for reasons relating to place of work	101 e	101	101	: n	: n	: n	78 e	78	78	
2.3	30	Scholarship for continuing education	234 s	2,813	:	234 s	2,813	:	137 s	1,646	:	
2.4	13	JUNIOR - vocational activation programme for disabled school-leavers	204	204	173	204	204	173	:	:	:	1
	16	Apprenticeship	71,747	169,105	155,602	66,161	157,698	135,313	53,109	120,942	109,230	1
2.A	43	<i>Adjustment for double counting category 2</i>	<i>-148</i>	<i>-4,382</i>	<i>-4,092</i>	:	:	:	<i>-67 e</i>	<i>-1,988 e</i>	<i>-1,856 e</i>	
3	Job rotation and job sharing		: n	: n	: n	: n	: n	: n	: n	: n	: n	
3.1	28	Replacement work	: n	: n	: n	: n	: n	: n	: n	: n	: n	

C.4.20 LMP participants by intervention and by type of action, 2006: Poland

Number of participants

eurostat	Category, intervention number and name		Men and women						Women			Notes
			Total			Under 25s			Total			
			16 Stock	17 Entrants	18 Exits	16 Stock	17 Entrants	18 Exits	16 Stock	17 Entrants	18 Exits	
4	Employment incentives		97,974 ui	231,883 ui	136,790 ui	11,767 ui	32,946 ui	30,070 ui	45,406 ui	100,661 ui	63,758 ui	
4.1	1	Adaptation of the workplace for persons with disability	166	166	166	:	:	:	86	86	86	1
	15	Interventional jobs	26,205	69,049	62,543	9,108	23,884	21,008	14,580	35,281	31,005	1
	20	Refund of costs of equipment and additional equipment of the workplace for the placed unemployed person	1,737 s	20,852	20,852	582 s	6,985	6,985	758 s	9,102	9,102	
	27	Activation allowances	16,637	88,587	:	:	:	:	6,417	32,627	:	1
	31	Support of employment in households	: n	: n	: n	: n	: n	: n	: n	: n	: n	
	32	Refund of social insurance contributions	:	:	:	:	:	:	:	:	:	
	33	Co-financing the costs of care for children or dependants	:	:	:	:	:	:	:	:	:	
4.2	11	Wage subsidies for disabled workers	53,229	53,229	53,229	2,077	2,077	2,077	23,565	23,565	23,565	
5	Supported employment and rehabilitation		:	:	:	:	:	:	:	:	:	
5.1	2	Reimbursement of cost of remuneration of employee assisting the disabled worker	224	224	224	: n	: n	: n	135	135	135	1
	6	Support for employers running SWE - refund of training costs related to a change in the production process	-	-	-	-	-	-	-	-	-	1,2
	7	Support for employers running SWE - one-off loan for the protection of existing workplaces for disabled persons	-	-	-	-	-	-	-	-	-	
	9	Co-financing the social insurance contributions of disabled workers	:	:	:	:	:	:	:	:	:	
	10	Support for employers running SWE - co-financing up to 50% of interest due on bank loans	14,454	14,454	14,454	:	:	:	:	:	:	1
	12	Wage subsidies for disabled workers in SWE	228,690	228,690	228,690	6,645	6,645	6,645	91,524	91,524	91,524	
	14	People with disabilities in the public service	403	403	403	:	:	:	:	:	:	1
5.2	8	Reimbursement of costs of creating and operating the occupational activity enterprises	1,409	1,409	1,409	:	:	:	492 s	492 s	492 s	1
6	Direct job creation		8,181	103,632	101,128	571	7,213	7,701	4,306	44,961	44,757	
	18	Public works	3,283	32,651	34,735	261	2,402	3,230	1,473	10,733	12,518	1
	34	Socially useful work	4,898	70,981	66,393	310	4,811	4,471	2,833	34,228	32,239	1
7	Start-up incentives		3,378 s	35,405	35,405	628 ui	7,536 ui	7,536 ui	1,401 s	15,337	15,337	
	5	Support for starting or running a business	466	466	466	:	:	:	134	134	134	1
	19	Grant for the unemployed starting economic activity	2,912 s	34,939	34,939	628 s	7,536	7,536	1,267 s	15,203	15,203	

C.4.20 LMP participants by intervention and by type of action, 2006: Poland

eurostat		Category, intervention number and name	Men and women						Number of participants			Notes
			Total			Under 25s			Women			
			16 Stock	17 Entrants	18 Exits	16 Stock	17 Entrants	18 Exits	16 Stock	17 Entrants	18 Exits	
8		Out-of-work income maintenance and support	310,828	603,110	666,624 e	52,221	101,326 s	111,997 s	142,456	257,833	275,292 e	
8.1	35	Benefits for unemployed	310,828	603,110	666,624 e	52,221	101,326 s	111,997 s	142,456	257,833	275,292 e	1
8.5	41	Bankruptcy compensation	-	: n	-	-	: n	-	-	: n	-	
9		Early retirement	417,067	5,887	90,394 e	-	-	-	170,885	2,668	55,602 e	
9.2	36	Pre-retirement benefits	195,228	-	39,034	-	-	-	70,358	-	22,314	1,3
	37	Pre-retirement allowances	221,839	5,887	51,360 e	-	-	-	100,527	2,668	33,288 e	1
2-7		Total LMP measures (categories 2-7)	453,539 ui	993,553 ui	875,617 ui	92,145 ui	277,757 ui	248,633 ui	214,133 ui	480,032 ui	426,911 ui	
8-9		Total LMP supports (categories 8-9)	727,895	608,997	757,018 e	52,221	101,326 s	111,997 s	313,341	260,501	330,894 e	

Key : Not available; :n Not significant; - Not applicable or real zero or zero by default; 0 or 0.00 Less than half of the unit used; e Estimated value; s Eurostat estimate; ui Unreliable or uncertain data: participant data complete for interventions covering >=80% but <100% of expenditure

1 Stock: end-year figure.

2 Intervention not applied in 2006.

3 Intervention coming to an end.

C.4.21 LMP participants by intervention and by type of action, 2006: Portugal

Number of participants

eurostat	Category, intervention number and name		Men and women						Women			Notes
			Total			Under 25s			Total			
			16 Stock	17 Entrants	18 Exits	16 Stock	17 Entrants	18 Exits	16 Stock	17 Entrants	18 Exits	
1	Labour market services		:	201,859	:	:	:	:	:	:	:	
1.1	95	[Component] Public employment services - Individual case-management	:	201,859	:	:	:	:	:	:	:	1
2	Training		48,009 ui	66,967	54,295 ui	31,493 ui	30,306 ui	26,493 ui	24,871 ui	39,373 ui	31,901 ui	
	96	[Component] Integration enterprises - Training	:	1,043	:	:	:	:	:	:	:	
	99	PROFIJ - Training programme for the integration of youngsters (Azores)	870	953	685	870	953	685	291	351	313	
2.1	14	Training grants for workers	236	439	276	54	75	53	115	183	104	
	63	Initial training (excluding apprenticeship)	2,540	4,469	2,783	1,970	3,337	2,376	1,062	2,264	1,200	2
	64	Training for unemployed	7,662	19,626	20,885	1,379	3,168	3,929	5,041	13,247	13,728	3
	67	Special training for disadvantaged groups	606	5,732	601	114	1,082	55	317	4,143	413	2
	115	Vocational training for young and adults	9,732	13,592	8,427	5,504	7,304	4,504	5,539	7,728	4,830	
	133	Support to handicraft and activities related to natural/cultural/urban heritage	246	164	436	15	10	31	195	121	341	4
	134	[Component] Life and Work Programme - Intervention for vocational training and employment	:	79	:	:	:	:	:	:	:	5
2.2	22	Practical vocational training	8,955	12,729	11,032	4,900	7,113	6,045	5,717	8,186	7,158	
	98	Placement programme (Azores)	405	602	794	317	500	620	271	455	583	
	127	[Component] Life and Work Programme (Madeira) - Socio-professional integration training period	5	9	10	1	2	1	-	2	2	
	132	Training/Employment (Madeira)	43	58	109	14	18	36	39	51	100	
	134	[Component] Life and Work Programme - Practical vocational training aiming at socio-professional integration	:	646	:	:	:	:	:	:	:	5
2.3	127	[Component] Life and Work Programme (Madeira) - Theoretical-practical training	-	-	-	-	-	-	-	-	-	
2.4	7	Apprenticeship training for young people	16,709	6,826	8,257	16,355	6,744	8,158	6,284	2,642	3,129	
3	Job rotation and job sharing		:	2	:	:	:	:	:	:	:	
3.1	116	Employment-training rotation program	:	2	:	:	:	:	:	:	:	

C.4.21 LMP participants by intervention and by type of action, 2006: Portugal

Number of participants

eurostat	Category, intervention number and name	Men and women						Women			Notes
		Total			Under 25s			Total			
		16 Stock	17 Entrants	18 Exits	16 Stock	17 Entrants	18 Exits	16 Stock	17 Entrants	18 Exits	
4	Employment incentives	79,092 ui	37,430	34,130 ui	37,494 ui	21,987 ui	18,383 ui	40,552 ui	18,980 ui	16,933 ui	
	68 Promotion of socio-professional integration of disabled	680	526	21	276	209	15	254	215	7	
	96 [Component] Integration enterprises - Integration premiums	2,639	1,534	1,635	397	216	280	2,060	1,138	1,290	
	122 Social employment market (Azores)	9	6	6	-	-	-	9	6	6	
4.1	23 Subsidies for permanent employment contracts	2,892	1,428	98	1,165	558	20	1,968	1,013	78	
	24 Local employment initiatives - ILE	9,469	4,483	58	2,051	1,058	26	5,066	2,476	36	
	29 Job creation for young people through exemptions or reductions from compulsory social security contributions	50,677	23,525	28,656	32,827	17,251	17,742	23,926	10,974	13,255	6
	31 Reduction of social security contributions to facilitate vocational integration of disabled persons	3,385	440	346	237	88	37	1,189	177	126	6
	37 Exemption or reduction from social security contributions to promote recruitment of long-term unemployed	8,692	4,530	3,127	472	2,552	243	5,496	2,769	1,971	6
	125 Integration premium	645	180	180	68	19	19	584	164	164	
	127 [Component] Life and Work Programme (Madeira) - Employment support	4	6	3	1	-	1	-	-	-	
	127 [Component] Life and Work Programme (Madeira) - Socio-professional integration premium	-	-	-	-	-	-	-	-	-	
	131 Stabilize (Azores)	: n	95	:	: n	36	:	: n	48	:	
	134 [Component] Life and Work Programme - Employment incentive	:	624	:	:	:	:	:	:	:	5
	134 [Component] Life and Work Programme - Premium for socio-vocational integration	:	53	:	:	:	:	:	:	:	5
5	Supported employment and rehabilitation	5,748	7,323	1,999	4,058	4,982	1,249	2,535	3,255	888	
5.1	33 Sheltered employment	534	23	10	310	5	3	208	4	2	
5.2	34 Vocational preparation schemes for disabled persons	5,062	7,232	1,919	3,608	4,914	1,181	2,264	3,224	863	
	84 Training and occupational integration of young people and adults with disabilities (Madeira)	152	68	70	140	63	65	63	27	23	

C.4.21 LMP participants by intervention and by type of action, 2006: Portugal

Number of participants

eurostat	Category, intervention number and name	Men and women						Women			Notes
		Total			Under 25s			Total			
		16 Stock	17 Entrants	18 Exits	16 Stock	17 Entrants	18 Exits	16 Stock	17 Entrants	18 Exits	
6	Direct job creation	21,199	35,597	32,768	1,850	3,352	3,647	15,273	25,870	24,081	
3	Employment scheme for persons in receipt of unemployment benefits	18,470	31,001	26,984	1,437	2,638	2,702	13,416	22,824	20,108	
4	Employment scheme for unemployed persons in need	2,310	3,854	5,139	345	526	788	1,581	2,555	3,529	
86	Programme for temporary placement of those receiving unemployment benefit (Azores)	295	383	343	30	95	74	191	276	270	
97	INTEGRA - Programme for adult integration (Azores)	20	8	8	1	-	1	17	7	7	
114	Social employment scheme for the unemployed - PROSA (Azores)	6	171	119	1	27	11	3	85	55	
128	Occupational programme for the unemployed (Madeira)	98	180	175	36	66	71	65	123	112	
7	Start-up incentives	4,299 ui	1,737	29 ui	147 ui	57 ui	- ui	1,501 ui	627 ui	7 ui	
25	Subsidies for creation of self-employed	4,242	1,721	28	141	56	-	1,482	622	6	
26	Support for entry into self-employment - ACPE (Madeira)	7	3	1	2	-	-	4	2	1	
69	Self-employment for disabled	50	12	:	4	1	:	15	3	:	
134	[Component] Life and Work Programme - Incentives for self-employment	:	1	:	:	:	:	:	:	:	5
8	Out-of-work income maintenance and support	305,666	185,890	215,907	18,787	22,214 ui	23,260 ui	171,049	98,545 ui	113,244 ui	
8.1	75 Unemployment subsidy	229,327	146,796	119,593	12,247	16,460	11,938	123,230	80,495	59,797	
	76 Unemployment assistance	73,534	26,750	84,317	6,377	5,573	11,165	45,744	16,008	51,635	
8.2	1 Short-time working or temporary suspension of employment	167	579	715	7	31	40	99	372	473	
8.3	104 Partial unemployment benefit	2,638	2,235	1,752	156	150	117	1,976	1,670	1,339	7
8.5	61 Payment of backdated earnings from bankrupt or insolvent firms	-	9,530	9,530	-	:	:	-	:	:	
9	Early retirement	20,406	:	:	-	-	-	4,826	:	:	
9.2	41 Early retirement for the elderly unemployed	18,607	:	:	-	-	-	4,690	:	:	
	44 Early retirement agreements between workers and employers	1,799	:	:	-	-	-	136	:	:	

C.4.21 LMP participants by intervention and by type of action, 2006: Portugal

eurostat Category, intervention number and name		Men and women						Women			Notes
		Total			Under 25s			Total			
		16 Stock	17 Entrants	18 Exits	16 Stock	17 Entrants	18 Exits	16 Stock	17 Entrants	18 Exits	
2-7	Total LMP measures (categories 2-7)	158,347 ui	149,056	123,221 ui	75,042 ui	60,684 ui	49,772 ui	84,732 ui	88,105 ui	73,810 ui	
8-9	Total LMP supports (categories 8-9)	326,072	185,890 ui	215,907 ui	18,787	22,214 ui	23,260 ui	175,875	98,545 ui	113,244 ui	

Key : Not available; :n Not significant; - Not applicable or real zero or zero by default; 0 or 0.00 Less than half of the unit used; e Estimated value; s Eurostat estimate; ui Unreliable or uncertain data: participant data complete for interventions covering >=80% but <100% of expenditure

1 Data from IEFP are not complete.

2 Data from IGFSE relate to the total number of beneficiaries and are reported as Entrants (no data available for Stocks). Entrants from IEFP and DRFP = New starts (sum of monthly figures).

3 Data from IGFSE relate to Entrants and Exits (no data available for Stocks). Data on the total number of beneficiaries are also available, but are not reported here.

4 Intervention coming to an end.

5 Mixed intervention regrouping the "Programa Vida Emprego" measures (old PT-103, 105, 106, 107 and 108).

6 A small number of participants cannot be accurately allocated between measures PT-29, 31 and 37. Participants by measure may therefore be slightly under or over-stated but the total for the three is correct.

7 Stock: all the beneficiaries

C.4.22 LMP participants by intervention and by type of action, 2006: Romania

Number of participants

eurostat	Category, intervention number and name		Men and women						Women			Notes
			Total			Under 25s			Total			
			16 Stock	17 Entrants	18 Exits	16 Stock	17 Entrants	18 Exits	16 Stock	17 Entrants	18 Exits	
1	Labour market services		502,806	1,128,456	1,168,640	74,340	208,709	220,511 e	207,521	438,952	454,364 e	
1.1	3	Information and counselling services provided by ANOFM to employees at risk of losing their job	-	38,522	-	-	3,049	-	-	15,189	-	
	6	Labour mediation	502,806	1,089,934	1,168,640	74,340	205,660	220,511 e	207,521	423,763	454,364 e	
2	Training		15,094	46,858	38,536	4,576	12,944	10,651 e	8,014	23,892	19,638 e	
2.1	4	Training services prior to dismissal	-	-	-	-	-	-	-	-	-	
	7	Training for registered unemployed	14,106	43,045	35,503	4,325	12,041	9,931 e	7,633	22,368	18,448 e	
	35	Training for offenders	313	1,179	985	87	299	250 e	15	89	74 e	
2.3	40	Re-qualification and specialisation of the at risk employees	675	2,634	2,048	164	604	470 e	366	1,435	1,116 e	
3	Job rotation and job sharing		-	-	-	-	-	-	-	-	-	
4	Employment incentives		51,365	77,305 ui	29,996 ui	15,940	22,171 ui	1,981 ui	24,586	36,937 ui	12,857 ui	
4.1	10	Credits for entrepreneurs aimed at creating new jobs for unemployed persons	-	1,635	-	-	297	-	-	683	-	
	11	Income top-up for unemployed persons finding work before the expiry of the unemployment benefit period	13,740	27,414	29,821	542	1,726	1,877 e	5,688	11,751	12,783 e	
	12	Installation allowance	-	1,871	-	-	235	-	-	368	-	
	13	Relocation allowance	-	1,698	-	-	551	-	-	905	-	
	14	Subsidies for graduate recruitment	16,042	16,396	-	13,817	14,309	-	9,307	9,735	-	
	15	Subsidies for creating jobs for graduates from the medical sector	238	363	-	77	39	-	126	229	-	
	16	Subsidies for creating jobs for disabled graduates	18	35	-	13	27	-	4	11	-	
	18	Subsidies for employers taking on registered unemployed	20,440	21,206	-	1,413	57	-	9,021	9,459	-	
	19	Subsidies for the recruitment of disabled persons	155	168	-	38	49	-	64	65	-	
	21	Incentives for employers taking on registered unemployed	159	:	:	9	:	:	47	:	:	
	36	Subsidies for unemployed approaching pension age	541	474	-	3	2	-	309	248	-	
	41	Income completion for graduates	32	1,211	175	28	725	104 e	20	512	74 e	
	42	Installation allowance for graduates	-	4,834	-	-	4,154	-	-	2,971	-	
4.2	26	Other measures for young people with difficulties and at risk of professional exclusion	-	-	-	-	-	-	-	-	-	1
4.A	39	Adjustment for double counting (measures 11, 12 and 14)	-	-	-	-	-	-	-	-	-	

C.4.22 LMP participants by intervention and by type of action, 2006: Romania

Number of participants

eurostat	Category, intervention number and name	Men and women						Women			Notes
		Total			Under 25s			Total			
		16 Stock	17 Entrants	18 Exits	16 Stock	17 Entrants	18 Exits	16 Stock	17 Entrants	18 Exits	
5	Supported employment and rehabilitation	-	-	-	-	-	-	-	-	-	
6	Direct job creation	17,401	54,702	63,903 ui	2,547	7,280	6,828 ui	4,158	12,261	13,927 ui	
20	Temporary employment	16,443	53,052	63,903	1,662	5,669	6,828 e	3,775	11,562	13,927 e	
25	Solidarity contracts for young people with difficulties and at risk of professional exclusion	958	1,650	:	885	1,611	:	383	699	:	
7	Start-up incentives	: n	19,058	-	: n	4,197	-	: n	7,601	-	
8	Counselling for business start-up	-	18,699	-	-	4,124	-	-	7,413	-	
9	Credits for unemployed entrepreneurs aimed at creating new jobs for other unemployed persons	: n	359	-	: n	73	-	: n	188	-	
24	Support for business start-up by students	-	-	-	-	-	-	-	-	-	1
8	Out-of-work income maintenance and support	212,394	305,875	331,573 ui	22,197	49,368 e	59,849 ui	77,613	129,026 e	140,789 ui	
8.1	2 [Component] Unemployment indemnity 2 - indemnity (75%)	164,020	238,733	255,561	4,748	12,654 e	13,546 e	69,802	102,380 e	109,597 e	
	2 [Component] Unemployment indemnity 2 - indemnity (50%)	18,567	38,760	49,022	17,348	36,109	45,669 e	8,771	19,069	24,118 e	
	22 Support in case of restructuring in the defence sector or state owned companies	48,765	24,832	26,990	163	583	634 e	14,017	6,508	7,074 e	
8.4	23 Compensation in case of restructuring of state owned companies and collective lay offs	2,692	3,550	:	5	22	:	990	1,069	:	
8.A	33 Adjustment for double-counting, category 8	-21,650	-	-	-67	-	-	-15,967	-	-	2
9	Early retirement	-	-	-	-	-	-	-	-	-	
2-7	Total LMP measures (categories 2-7)	83,860	197,923 ui	132,435 ui	23,063	46,592 ui	19,460 ui	36,758	80,691 ui	46,422 ui	
8-9	Total LMP supports (categories 8-9)	212,394	305,875	331,573 ui	22,197	49,368 e	59,849 ui	77,613	129,026 e	140,789 ui	

Key : Not available; :n Not significant; - Not applicable or real zero or zero by default; 0 or 0.00 Less than half of the unit used; e Estimated value; s Eurostat estimate; ui Unreliable or uncertain data: participant data complete for interventions covering >=80% but <100% of expenditure

1 Measure not applied in 2006.

2 Adjustment for double counting between participants receiving unemployment indemnity (RO-2) and those receiving income completion (RO-22).

C.4.23 LMP participants by intervention and by type of action, 2006: Slovenia

Number of participants

eurostat	Category, intervention number and name		Men and women						Women			Notes
			Total			Under 25s			Total			
			16 Stock	17 Entrants	18 Exits	16 Stock	17 Entrants	18 Exits	16 Stock	17 Entrants	18 Exits	
1	Labour market services		:	728,446	:	:	:	:	:	:	:	
1.1	13	Job seekers clubs	270	1,108	1,098	74	287	309	205	845	830	
	46	Medical employment counselling	:	3,065	:	:	:	:	:	:	:	
	48	[Component] General services and counselling -	:	717,212	:	:	:	:	:	:	:	
	57	Help in planning professional career and in searching employment	134	7,061	7,017	28	2,353	2,353	99	5,078	5,048	
2	Training		11,973 ui	40,882	35,754 ui	3,573 ui	7,121	9,457 ui	7,804 ui	22,924	22,284 ui	
2.1	9	Project learning for younger adults [PUM]	105	56	188	102	55	183	36	14	65	
	10	Development and training programmes	608	3,137	2,708	132	613	541	280	1,543	1,319	
	11	Programmes for obtaining professional education [Programme 10.000+]	3,608	1,266	6,675	1,683	591	3,117	2,258	733	4,112	
	18	Work funds	515	1,349	1,419	18	59	45	226	742	753	
	26	Training for a successful life: A bridge to education	59	287	304	26	123	140	36	177	183	
	28	National professional qualifications	172	2,934	2,798	40	711	707	84	787	716	
	58	Improvement of computer literacy	5,801	16,580	16,602	1,230	3,206	3,217	4,155	12,043	12,060	
2.2	12	On the job and integrated training programmes	849	3,086	3,227	287	948	1,032	582	2,027	2,085	
	14	Work trial	104	1,479	1,493	31	411	427	56	785	783	
	35	Training and education of employees: Mainly in branches undergoing restructuring	:	10,346	:	:	351	:	:	3,860	:	
	41	On-the-job training and integrated training programmes for disabled people	38	108	81	9	19	15	21	56	46	
	42	On-the-job training programme in learning workshops and learning enterprises	114	254	259	15	34	33	70	157	162	
3	Job rotation and job sharing		-	-	-	-	-	-	-	-	-	
4	Employment incentives		2,417	3,655	805	404	657	103	1,313	1,997	419	
	23	Pay supplement for disabled and disadvantaged persons	1	4	20	-	-	5	-	2	6	
4.1	24	Promoting new employment: Partial Pay Supplement	2,232	3,413	730	400	650	93	1,226	1,885	385	
	38	Promotion of new employment for older people	164	234	39	1	3	-	77	108	21	
	51	Reimbursement of employer contributions	20	4	16	3	4	5	10	2	7	1
5	Supported employment and rehabilitation		-	-	-	-	-	-	-	-	-	

C.4.23 LMP participants by intervention and by type of action, 2006: Slovenia
Number of participants

eurostat	Category, intervention number and name	Men and women						Women			Notes
		Total			Under 25s			Total			
		16 Stock	17 Entrants	18 Exits	16 Stock	17 Entrants	18 Exits	16 Stock	17 Entrants	18 Exits	
6	Direct job creation	3,343	5,460	5,204	367	627	604	2,048	3,258	3,020	
2	Subsidising employment in providing home help and personal assistance and care for the disabled ["Disabled for Disabled" Programme]	111	44	17	20	9	7	86	35	11	
3	Public works	2,840	5,129	5,131	319	593	591	1,614	2,973	2,973	
39	Assistance in employing long-term unemployed women	336	230	34	22	14	5	336	229	34	
40	Projects of non-profit employment programmes	56	57	22	6	11	1	12	21	2	
7	Start-up incentives	3,342 ui	4,528	1,722 ui	252 ui	206 ui	143 ui	1,235 ui	901 ui	641 ui	
16	Promotion of self-employment / entrepreneurship [implemented by the ESS]	3,342	2,441	1,722	252	206	143	1,235	901	641	
17	Promoting self-employment: Assistance in self-employment [Implemented by the Public Agency for Entrepreneurship and Foreign Investments = PAEFI]	:	2,087	:	:	:	:	:	:	:	
8	Out-of-work income maintenance and support	30,527	38,435	33,731	1,570	2,886	2,780	16,405	22,093	20,022	
8.1	30 Unemployment insurance	22,756	32,434	28,706	565	2,110	2,223	11,708	18,398	16,884	
	32 Unemployment assistance	7,771	6,001	5,025	1,005	776	557	4,697	3,695	3,138	
9	Early retirement	-	-	-	-	-	-	-	-	-	
2-7	Total LMP measures (categories 2-7)	21,075 ui	54,525	43,485 ui	4,596 ui	8,611 ui	10,307 ui	12,400 ui	29,080 ui	26,364 ui	
8-9	Total LMP supports (categories 8-9)	30,527	38,435	33,731	1,570	2,886	2,780	16,405	22,093	20,022	

Key : Not available; :n Not significant; - Not applicable or real zero or zero by default; 0 or 0.00 Less than half of the unit used; e Estimated value; s Eurostat estimate; ui Unreliable or uncertain data: participant data complete for interventions covering >=80% but <100% of expenditure

1 Intervention coming to an end.

C.4.24 LMP participants by intervention and by type of action, 2006: Slovakia

Number of participants

eurostat	Category, intervention number and name		Men and women						Women			Notes
			Total			Under 25s			Total			
			16 Stock	17 Entrants	18 Exits	16 Stock	17 Entrants	18 Exits	16 Stock	17 Entrants	18 Exits	
1	Labour market services		-	475,686	475,686	-	110,528	110,528	-	249,462	249,462	
1.1	3	Professional consultancy	-	475,686	475,686	-	110,528	110,528	-	249,462	249,462	
2	Training		2,300	8,374	13,181	184	656	1,093	1,572	5,011	8,346	
2.1	4	Education and preparation for the labour market of the job seeker and person interested in employment	2,300	8,374	13,181	184	656	1,093	1,572	5,011	8,346	
3	Job rotation and job sharing		-	-	-	-	-	-	-	-	-	
4	Employment incentives		13,127 ui	25,893	21,528 ui	5,887 ui	10,851 ui	14,646 ui	8,182 ui	11,851 ui	14,025 ui	
4.1	6	Contribution for employing a disadvantaged job seeker	5,446	4,039	1,354	291	491	76	3,086	2,401	678	
	7	Contribution for the graduate practice	7,681	14,032	20,174	5,596	10,360	14,570	5,096	9,450	13,347	
	20	Contribution for commuting to work	:	7,822	:	:	:	:	:	:	:	
5	Supported employment and rehabilitation		1,863	:	:	:	:	:	1,037	:	:	
5.1	10	Contribution for establishing and maintaining the protected workshop and protected workplace	743	570	126	14	14	5	423	312	65	
	12	Contribution for activities of the assistant at work	112	61	27	1	-	-	41	32	10	
	13	Contribution to cover operating costs of the sheltered workshop or sheltered workplace and employees transport costs	1,008	:	:	:	:	:	573	:	:	
6	Direct job creation		104,552	236,699	220,980	2,496	4,909	6,462	46,379	104,879	94,698	
	8	Contribution for activation activity	104,552	236,699	220,980	2,496	4,909	6,462	46,379	104,879	94,698	
7	Start-up incentives		20,598	10,882	3,334	1,016	792	140	7,326	4,223	1,279	
	5	Contribution for self-employment	20,051	10,477	3,284	1,006	778	139	7,111	4,070	1,264	
	11	Contribution for operating or performing self-employment to disabled citizens	547	405	50	10	14	1	215	153	15	
8	Out-of-work income maintenance and support		97,685	75,978	:	4,691	3,524 ui	:	51,080	38,808	:	
8.1	15	Unemployment benefit	97,685	73,374	:	4,691	3,524 s	:	51,080	37,603	:	
8.5	14	Benefit of guarantee insurance	-	2,604	-	-	:	-	-	1,205	-	

C.4.24 LMP participants by intervention and by type of action, 2006: Slovakia

eurostat		Category, intervention number and name		Men and women						Women			Notes
				Total			Under 25s			Total			
				16 Stock	17 Entrants	18 Exits	16 Stock	17 Entrants	18 Exits	16 Stock	17 Entrants	18 Exits	
9	Early retirement	44,693	37,824	9,410 e	-	-	-	15,778	13,353 s	3,799 s			
9.2	16 Early old-age pension	44,693	37,824	9,410 e	-	-	-	15,778	13,353 s	3,799 s	1		
2-7	Total LMP measures (categories 2-7)	142,440 ui	282,479 ui	259,176 ui	9,598 ui	17,222 ui	22,346 ui	64,496 ui	126,308 ui	118,423 ui			
8-9	Total LMP supports (categories 8-9)	142,378	113,802	:	4,691	3,524 ui	:	66,858	52,161 s	:			

Key : Not available; :n Not significant; - Not applicable or real zero or zero by default; 0 or 0.00 Less than half of the unit used; e Estimated value; s Eurostat estimate; ui Unreliable or uncertain data: participant data complete for interventions covering >=80% but <100% of expenditure

1 Stock: end-year figure.

C.4.25 LMP participants by intervention and by type of action, 2006: Finland
Number of participants

eurostat	Category, intervention number and name		Men and women						Women			Notes
			Total			Under 25s			Total			
			16 Stock	17 Entrants	18 Exits	16 Stock	17 Entrants	18 Exits	16 Stock	17 Entrants	18 Exits	
1	Labour market services		1,561	465,160	:	157 ui	105,464 ui	:	415 ui	227,044 ui	:	
1.1	20	Vocational guidance	-	31,462	:	-	11,056 e	:	-	20,672	:	1
	22	Vocational rehabilitation	828	28,793	:	:	:	:	:	:	:	2
	47	Interviews and individual action plans	-	374,574	:	-	87,872	:	-	188,966	:	3
	48	Integration	-	8,334	:	-	1,837	:	-	4,946	:	4
	49	Job-clubs	733	21,997	21,997	157 e	4,699	4,699	415 e	12,460	12,460	
2	Training		48,932	141,031	133,190 ui	13,452 e	43,563	41,539 e	27,387 e	79,294	75,479 ui	
2.1	6	Labour market training	29,399	80,511	74,737	5,056 e	13,845	13,126	15,335 e	41,995	39,434	
	17	Training allowance	1,671	1,381	:	-	-	-	1,388 e	1,038	:	
2.2	12	Employment subsidy for coaching for working life	1,830	7,512	7,155	410	1,804	1,603 e	1,306	5,429	5,106 e	
	15	Trainee work/coaching for working life with labour market support	12,088	48,561	48,220	6,413	26,514	25,582 e	7,366	29,328	29,384 e	
2.4	7	Apprenticeship for the unemployed	3,944	3,066	3,078	1,573	1,400	1,228 e	1,992	1,504	1,555 e	
3	Job rotation and job sharing		7,346	12,313	:	1,265 e	2,103	:	5,474	9,219	:	
3.1	16	Job rotation	5,906	9,876	:	1,155 e	1,926	:	4,199	7,059	:	
3.2	13	Part-time pay supplement	1,440	2,437	2,438	110	177	186 e	1,275	2,160	2,159 e	
4	Employment incentives		15,773	25,628	25,144	963	1,855	1,570 e	8,704	13,145	13,919 e	
4.1	10	Employment subsidy, private companies	13,935	25,121	21,439	777	1,783	1,195 e	7,598	12,840	11,690 e	5
	35	Combined subsidy	1,838	507	3,705	186	72	375 e	1,106	305	2,229 e	6
5	Supported employment and rehabilitation		8,868 e	29,756 e	:	:	:	:	:	:	:	
5.1	34	Employment supporting activity of the municipalities	3,521 e	3,800 e	:	249 e	269 e	:	1,409 e	1,520 e	:	1,7
5.2	25	Rehabilitation activities of the social insurance institution	2,648	16,397	:	638 e	3,951	:	:	:	:	1
	26	Rehabilitation activities of the employment pension scheme	2,099	7,409	3,545	:	:	:	1,087	3,837	1,900	1
	27	Rehabilitation activities of the accident and traffic insurance	600 e	2,150	:	:	:	:	:	:	:	1
6	Direct job creation		13,464	33,464	19,473 ui	1,089 e	2,969	1,696 ui	7,922 e	18,120	12,265 ui	
	8	Temporary government employment	1,929	3,648	3,425	89	189	158 e	1,079	1,787	1,916 e	
	9	Employment subsidy, municipalities	8,924	17,467	16,048	855	2,092	1,538 e	5,755	11,186	10,349 e	5
	36	Rehabilitative work experience	2,611	12,349	:	145 e	688	:	1,088 e	5,147	:	

C.4.25 LMP participants by intervention and by type of action, 2006: Finland

Number of participants

eurostat	Category, intervention number and name		Men and women						Women			Notes		
			Total			Under 25s			Total					
			16 Stock	17 Entrants	18 Exits	16 Stock	17 Entrants	18 Exits	16 Stock	17 Entrants	18 Exits			
7	Start-up incentives		4,241	8,021	7,478		377	795	666 e		1,962	3,761	3,459 e	
	11	Start-up grant	2,269	4,214	3,978		175	347	307 e		1,072	2,029	1,879 e	
	55	Start-up grant for non-unemployed	1,972	3,807	3,500		202	448	359 e		890	1,732	1,580 e	
8	Out-of-work income maintenance and support		230,224	240,018	:		16,030	33,519 ui	:		115,809	128,600 ui	:	
8.1	1	Earnings-related unemployment allowance	95,111	116,007	:		1,848	5,363	:		51,104	61,389	:	
	2	Basic unemployment allowance	15,163	27,370	:		1,835	5,505	:		6,666	13,917	:	
	4	Labour market support (passive component)	92,055	51,698	:		9,506	15,049	:		38,119	25,199	:	
8.2	30	Earnings related adjusted unemployment allowance as partial unemployment benefit	381	1,269	:		5	34	:		206	656	:	
	32	Adjusted basic unemployment allowance or labour market support as partial unemployment benefit	2	15	:		-	2	:		1	4	:	
8.3	31	Earnings related adjusted unemployment allowance as part-time unemployment benefit	16,543	20,753	:		433	1,064	:		12,712	16,012	:	
	33	Adjusted basic unemployment allowance or labour market support as part-time unemployment benefit	10,969	16,884	:		2,403	6,502	:		7,001	11,423	:	
8.5	28	Pay security	-	6,022	6,022		-	:	:		-	:	:	
9	Early retirement		45,764	11,788	15,045		-	-	-		24,114	6,151	7,941	
9.2	3	Unemployment pension	45,764	11,788	15,045		-	-	-		24,114	6,151	7,941	
2-7	Total LMP measures (categories 2-7)		98,624 e	250,213 e	191,268 ui		18,033 ui	55,505 ui	:		53,945 ui	128,896 ui	109,181 ui	
8-9	Total LMP supports (categories 8-9)		275,988	251,806	:		16,030	33,519 ui	:		139,923	134,751 ui	:	

Key : Not available; :n Not significant; - Not applicable or real zero or zero by default; 0 or 0.00 Less than half of the unit used; e Estimated value; s Eurostat estimate; ui Unreliable or uncertain data: participant data complete for interventions covering >=80% but <100% of expenditure

1 Entrants: total beneficiaries (new starts plus end-year stock).

2 Entrants: total number of activities financed by the Labour Administration. A person in rehabilitation usually benefits from various activities during rehabilitation (examinations, ability testing, job trials, etc).

3 Entrants include the Individual action plans which have been made during the year.

4 Entrants correspond to the integration plans which have been made during the year.

5 Due to the integration of FI-35 (Combined subsidy) participants, figures for FI-9 and FI-10 have significantly increased.

6 Intervention coming to an end. The majority of participants data are now integrated into the Employment Subsidy interventions (FI-9 and FI-10).

7 Stock: end-year figure.

C.4.26 LMP participants by intervention and by type of action, 2006: Sweden

Number of participants

eurostat	Category, intervention number and name		Men and women						Women			Notes
			Total			Under 25s			Total			
			16 Stock	17 Entrants	18 Exits	16 Stock	17 Entrants	18 Exits	16 Stock	17 Entrants	18 Exits	
1	Labour market services		476,065	:	:	77,368	:	:	245,036	:	:	
1.1	20	Individual guidance service	434,041	:	:	76,886	:	:	226,263	:	:	
	42	Activity Guarantee	42,024	19,017	21,143	482	498	377	18,773	8,975	9,846	
2	Training		52,042	166,286	158,990	7,831	33,475	31,666	24,451	74,553	72,017	
	43	Activities within counselling, guidance and placement services	24,226	61,303	56,606	777	4,406	4,242	11,821	28,475	26,533	
	47	Projects with Employment Policy Orientation	1,176	4,708	4,746	585	2,618	2,650	536	2,056	2,066	
2.1	6	Computer/activity centres	2,463	13,438	14,658	425	2,986	3,218	1,333	7,164	7,721	
	49	Preparatory Training Courses	12,114	57,315	58,154	2,402	14,354	14,733	5,941	25,802	26,250	
	50	Employment Training	11,222	26,532	22,467	2,967	6,835	5,205	4,491	9,874	8,497	
2.2	3	International practice scholarship	157	348	454	110	263	311	83	187	237	1
	68	Apprentice Jobs	592	2,057	1,392	547	1,888	1,212	200	691	441	
2.3	67	In-depth Assessment and Counselling Guidance	92	585	513	18	125	95	46	304	272	
3	Job rotation and job sharing		13,011	11,896	16,192	146	178	124	9,230	8,467	11,173	
3.1	53	Career Break	13,011	11,896	16,192	146	178	124	9,230	8,467	11,173	2
4	Employment incentives		118,803	195,573	150,233	16,876	60,856	60,546	48,517	86,952	65,642	
4.1	7	Municipal youth programme	4,161	15,915	18,351	4,161	15,915	18,351	2,125	8,006	9,207	
	12	Wage subsidies	59,958	20,071	16,995	2,157	1,541	932	23,115	7,653	6,472	
	15	Mobility allowance	-	28,315	-	-	1,966	-	-	11,524	-	
	31	Youth guarantee	5,536	22,343	25,702	5,529	22,330	25,004	2,394	9,586	11,005	
	35	Work Experience	10,422	49,826	53,054	1,678	10,794	10,937	4,774	23,168	24,588	
	36	General recruitment incentive	5,516	10,198	12,455	1,808	3,612	3,764	1,962	3,570	4,399	
	37	Extended recruitment incentive (for persons enrolled with the PES for 2 years)	10,732	8,421	10,472	531	515	425	3,722	2,833	3,668	
	40	Grants for technical aids and workplace adjustments and for a works assistant	-	9,561	-	-	1,310	-	-	4,362	-	
	44	Special recruitment incentive	9,381	3,758	6,215	20	17	16	3,404	1,232	2,230	
	45	Extended recruitment incentive (for persons enrolled with the PES for 4 years)	-	-	95	-	-	-	-	-	44	
	60	Development Employment	552	1,157	139	72	170	28	232	486	52	
	62	Trainee Positions for Unemployed Graduates	5	15	11	-	1	-	2	4	4	
	63	Plus Jobs	10,945	19,660	1,445	552	1,277	99	5,601	10,193	674	
	64	Trainee Replacement Scheme	1,089	3,305	1,961	303	965	542	943	2,863	1,679	
	65	Trial Opportunity	506	3,028	3,338	65	443	448	243	1,472	1,620	

C.4.26 LMP participants by intervention and by type of action, 2006: Sweden

Number of participants

eurostat	Category, intervention number and name		Men and women						Women			Notes
			Total			Under 25s			Total			
			16 Stock	17 Entrants	18 Exits	16 Stock	17 Entrants	18 Exits	16 Stock	17 Entrants	18 Exits	
5	Supported employment and rehabilitation		36,918	42,036	37,194	1,534	4,400 s	3,851 s	16,810	21,650	18,566	
5.1	13	Public sheltered employment (OSA)	5,124	1,824	1,913	124	132	122	1,348	515	475	1
	21	Samhall	21,219	2,946	3,279	294	41 s	45 s	9,780	1,220	1,302	
	61	Security Employment	205	342	26	27	59	3	70	117	5	
5.2	14	Employability rehabilitation programme	10,370	36,924	31,976	1,089	4,168	3,681	5,612	19,798	16,784	
6	Direct job creation		-	-	-	-	-	-	-	-	-	
7	Start-up incentives		5,421	9,500	10,427	294	529	532	2,341	4,106	4,388	
	9	Start-up grants	5,421	8,984	10,427	294	520	532	2,341	3,832	4,388	
	69	Start up grants for disabled entrepreneurs	-	516	-	-	9	-	-	274	-	
8	Out-of-work income maintenance and support		329,806	781,895	865,252	54,995	202,285 ui	219,149	188,980	414,477 ui	472,847	
8.1	16	[Component] Unemployment insurance and Basic insurance - Full-time unemployed	178,413	535,268	589,720	25,257	135,995	145,934	82,470	262,143	286,022	
8.3	16	[Component] Unemployment insurance and Basic insurance - Part-time unemployed	151,393	229,570	275,532	29,738	66,290	73,215	106,510	152,334	186,825	
8.5	30	Wage guarantee	-	17,057	-	-	:	-	-	:	-	
9	Early retirement		-	-	-	-	-	-	-	-	-	
2-7	Total LMP measures (categories 2-7)		226,195	425,291	373,036	26,681	99,438 s	96,719 s	101,349	195,728	171,786	
8-9	Total LMP supports (categories 8-9)		329,806	781,895	865,252	54,995	202,285 ui	219,149	188,980	414,477 ui	472,847	

Key : Not available; :n Not significant; - Not applicable or real zero or zero by default; 0 or 0.00 Less than half of the unit used; e Estimated value; s Eurostat estimate; ui Unreliable or uncertain data: participant data complete for interventions covering >=80% but <100% of expenditure

1 Stock: end-year figure.

2 From 2005 we keep to the persons taking a career break, but replacement is almost always 1 for 1 so the figures can also be considered as the number of "replacement persons"

C.4.27 LMP participants by intervention and by type of action, 2006: United Kingdom

Number of participants

eurostat	Category, intervention number and name	Men and women						Women			Notes
		Total			Under 25s			Total			
		16 Stock	17 Entrants	18 Exits	16 Stock	17 Entrants	18 Exits	16 Stock	17 Entrants	18 Exits	
1	Labour market services	487,012 e	:	:	:	:	:	:	:	:	
1.1	1 [Component] New Deal for 18-24 - Other expenditure	-	-	-	-	-	-	-	-	-	1,2
	1 [Component] New Deal for 18-24 - Gateway	58,540	185,200	:	58,540	185,200	:	17,410	55,079	:	1,2
	1 [Component] New Deal for 18-24 - Follow-through	14,400	:	:	14,400	:	:	3,830	:	:	1,2
	2 [Component] New Deal 25 plus - Follow-through	8,270	:	:	:	:	:	1,340	:	:	1,2
	2 [Component] New Deal 25 plus - Gateway	37,210	:	:	:	:	:	6,740	:	:	1,2
	2 [Component] New Deal 25 plus - Other expenditure	-	-	-	-	-	-	-	-	-	1,2
	10 New Deal for Partners of Unemployed People (NDPU)	3,600	2,180	1,370	390	310	190	2,510	1,560	980	1,2
	11 New Deal for Lone Parents (NDLP)	57,580	127,970	134,870	13,400	29,000	30,320	54,480	121,700	128,200	1,2
	12 New Deal for Disabled People (NDDP)	174,860	63,870	19,690	13,270	6,620	1,480	61,840	23,740	7,070	1,3,4
	35 Employment zones	32,200	44,080	36,900	8,780	12,410	10,840	13,470	19,270	14,650	
	37 New Deal 50+	58,760	17,610	10,970	-	-	-	18,410	5,640	3,190	1,2
	38 Action Teams for Jobs	: n	:	:	: n	:	:	: n	:	:	
	43 Jobcentre Plus - other programmes	-	:	:	-	:	:	-	:	:	
	44 Workstep	14,000	3,470	:	:	:	:	:	:	:	4,5
	48 Pathways to Work (Incapacity Benefit Reforms)	-	:	:	-	:	:	-	:	:	
	51 Entry to Employment	22,542 e	50,050 e	48,124 e	:	:	:	:	:	:	6
	53 [Component] Northern Irish Employment Programmes - New Deal for Young People	2,600 e	:	:	:	:	:	:	:	:	2
	53 [Component] Northern Irish Employment Programmes - New Deal 25 Plus	2,450 e	:	:	:	:	:	:	:	:	2
	53 [Component] Northern Irish Employment Programmes - Other	: n	:	:	: n	:	:	: n	:	:	2
2	Training	39,015	:	:	:	:	:	:	:	:	
	50 Training for Work	1,705	:	:	:	:	:	682 e	:	:	2
2.1	1 [Component] New Deal for 18-24 - Education and training option	10,240	34,420	:	10,240	34,420	:	2,980	10,017 e	:	1,2
	2 [Component] New Deal 25 plus - IAP training related options	12,370	42,280	:	:	:	:	2,070	:	:	1,2
	53 [Component] Northern Irish Employment Programmes - Job Skills	14,700	:	:	:	:	:	:	:	:	2
2.3	4 Work-based learning for adults (WBLA)	: n	:	:	: n	:	:	: n	:	:	
3	Job rotation and job sharing	-	-	-	-	-	-	-	-	-	

C.4.27 LMP participants by intervention and by type of action, 2006: United Kingdom

Number of participants

eurostat	Category, intervention number and name	Men and women						Women			Notes
		Total			Under 25s			Total			
		16 Stock	17 Entrants	18 Exits	16 Stock	17 Entrants	18 Exits	16 Stock	17 Entrants	18 Exits	
4	Employment incentives	29,980 ui	:	:	:	:	:	:	:	:	
4.1	1 [Component] New Deal for 18-24 - Employment option	680	3,440	:	680	3,440	:	160	809 e	:	1,2
	2 [Component] New Deal 25 plus - IAP employment related options	1,300	3,740	:	:	:	:	220	:	:	1,2
	29 Job grant	-	:	:	-	:	:	-	:	:	
	31 Access to work	28,000 e	:	:	:	:	:	:	:	:	7
	33 [Component] Supported employment (including Remploy) - Interwork	:	:	:	:	:	:	:	:	:	
	45 Back to work bonus (BTWB)	-	:	:	-	:	:	-	:	:	
5	Supported employment and rehabilitation	7,191	:	:	:	:	:	:	:	:	
	24 Work preparation	530	:	:	:	:	:	:	:	:	4,5
5.1	33 [Component] Supported employment (including Remploy) - Remploy	4,872	:	:	:	:	:	:	:	:	
	49 Residential Training Colleges	889	1,142	1,281	:	:	:	:	:	:	2
	53 [Component] Northern Irish Employment Programmes - Employment Support	900	:	:	:	:	:	:	:	:	2
6	Direct job creation	8,310	39,430	:	8,310	39,430	:	2,140	10,154 e	:	
	1 [Component] New Deal for 18-24 - Voluntary sector & Environment Task Force options	8,310	39,430	:	8,310	39,430	:	2,140	10,154 e	:	1,2
7	Start-up incentives	-	-	-	-	-	-	-	-	-	
8	Out-of-work income maintenance and support	953,970	212,735	213,524	297,265	87,285	85,780	254,392	64,302	63,610	
8.1	3 Jobseeker's allowance (JSA): payments	953,970	212,735	213,524	297,265	87,285	85,780	254,392	64,302	63,610	

C.4.27 LMP participants by intervention and by type of action, 2006: United Kingdom

Number of participants

eurostat	Category, intervention number and name	Men and women						Women			Notes
		Total			Under 25s			Total			
		16 Stock	17 Entrants	18 Exits	16 Stock	17 Entrants	18 Exits	16 Stock	17 Entrants	18 Exits	
9	Early retirement	-	-	-	-	-	-	-	-	-	
2-7	Total LMP measures (categories 2-7)	84,496	ui	:	:	:	:	:	:	:	
8-9	Total LMP supports (categories 8-9)	953,970	212,735	213,524	297,265	87,285	85,780	254,392	64,302	63,610	

Key : Not available; :n Not significant; - Not applicable or real zero or zero by default; 0 or 0.00 Less than half of the unit used; e Estimated value; s Eurostat estimate; ui Unreliable or uncertain data: participant data complete for interventions covering >=80% but <100% of expenditure

1 New Deal data is for Great Britain, UK data is not available.

2 Stock: end-year figure.

3 Stock figure is from February 07, inflows are based on the number of individuals who have registered with a job broker.

4 Stock: other one-off observation.

5 Stock figure taken at end of September 06, based on average length of spell.

6 Estimates based on 06/07 academic year and taken from Work Based Learning Individualised Learner Records.

7 Definitions of inflow and stock for this programme are still being agreed between stakeholders and therefore any figures supplied would be subject to change.

C.4.28 LMP participants by intervention and by type of action, 2006: Norway

Number of participants

eurostat	Category, intervention number and name		Men and women						Women			Notes
			Total			Under 25s			Total			
			16 Stock	17 Entrants	18 Exits	16 Stock	17 Entrants	18 Exits	16 Stock	17 Entrants	18 Exits	
1	Labour market services		1,019	10,642	10,391	164	1,796	1,465	509	5,251	5,123	
1.1	4	Job clubs	1,019	10,642	10,391	164	1,796	1,465	509	5,251	5,123	
2	Training		34,483	75,851	75,529	4,998	14,926	14,222	19,436	38,110	37,827	
2.1	7	Labour Market Training (AMO)	3,374	18,447	18,289	628	3,677	3,046	1,704	8,231	8,288	
	22	Education in regular schools	24,815	33,262	30,892	1,968	2,956	2,739	14,516	17,971	16,513	
	35	Labour Market Training for occupationally disabled (AMO)	2,159	9,117	9,956	270	1,179	993	1,094	4,326	4,758	
2.2	8	Work experience in ordinary enterprises	4,135	15,025	16,392	2,132	7,114	7,444	2,122	7,582	8,268	
	9	In-house training (BIO)	-	-	-	-	-	-	-	-	-	1
3	Job rotation and job sharing		-	-	-	-	-	-	-	-	-	
4	Employment incentives		4,599 ui	15,062 ui	16,572 ui	1,002 ui	3,126 ui	2,791 ui	1,591 ui	5,382 ui	5,952 ui	
4.1	5	Mobility promoting grants	:	:	:	:	:	:	:	:	:	
	6	Wage subsidies to employers	1,428	5,355	5,762	237	888	701	452	1,670	1,832	
	28	Wage subsidies for the occupationally disabled	1,585	4,028	4,692	157	404	305	480	1,210	1,450	
	30	Work experience in ordinary enterprises for the occupationally disabled	1,409	5,655	5,943	603	1,834	1,783	605	2,490	2,610	
	31	Flexijob	177	24	175	5	-	2	54	12	60	
5	Supported employment and rehabilitation		12,637	30,289	29,019	1,884	4,099	3,194	5,919	14,253	13,539	
5.1	15	Work experience in sheltered enterprises	4,323	9,647	9,767	712	1,587	1,355	2,152	4,685	4,782	
	19	Supported employment (AB)	4,705	8,113	6,979	770	1,251	847	2,216	3,721	3,151	
	23	Clarification programmes in sheltered workshops	1,845	10,267	9,652	181	958	751	927	5,049	4,693	
5.2	24	Qualification programmes in sheltered workshops	1,764	2,262	2,621	221	303	241	624	798	913	
6	Direct job creation		7,625	20,902	22,347	792	1,840	1,401	4,387	11,975	12,806	
	11	Temporary public employment (KAJA)	17	44	53	2	11	10	6	13	18	
	12	Temporary employment measures	-	-	-	-	-	-	-	-	-	1
	14	Temporary employment measures for the occupationally disabled	168	254	327	47	80	71	70	88	119	
	21	Work experience - Practice in regular places of work for the occupationally disabled	7,440	20,604	21,967	743	1,749	1,320	4,311	11,874	12,669	
7	Start-up incentives		477	1,238	1,355	11	34	23	214	575	610	
	25	Start your own business	477	1,238	1,355	11	34	23	214	575	610	

C.4.28 LMP participants by intervention and by type of action, 2006: Norway

eurostat		Category, intervention number and name	Men and women						Women			Notes
			Total			Under 25s			Total			
			16 Stock	17 Entrants	18 Exits	16 Stock	17 Entrants	18 Exits	16 Stock	17 Entrants	18 Exits	
8	Out-of-work income maintenance and support	70,255	99,219	125,501	7,452	:	:	35,857	:	:		
8.1	27 Payments for occupational rehabilitation between measures	20,708	24,797	23,801	1,560	1,614	1,135	10,809	13,273	12,798		
	29 Waiting benefit	721	2,065	2,359	2	:	:	293	:	:		
8Mixed	1 Unemployment benefits	48,826	72,357	99,341	5,890	:	:	24,755	:	:	2	
9	Early retirement	-	-	-	-	-	-	-	-	-		
2-7	Total LMP measures (categories 2-7)	59,821 ui	143,342 ui	144,822 ui	8,687 ui	24,025 ui	21,631 ui	31,547 ui	70,295 ui	70,734 ui		
8-9	Total LMP supports (categories 8-9)	70,255	99,219	125,501	7,452	:	:	35,857	:	:		


Key : Not available; :n Not significant; - Not applicable or real zero or zero by default; 0 or 0.00 Less than half of the unit used; e Estimated value; s Eurostat estimate; ui Unreliable or uncertain data: participant data complete for interventions covering >=80% but <100% of expenditure

1 Intervention not used in 2006

2 Data shown under 8.1 Full unemployment benefits refer to all types of benefit, the breakdown between full and part-time benefits is not available.

C.5 LMP stocks by type of intervention, 1998-2006

C.5.1 Stocks of participants in LMP measures (categories 2-7), total, 1998-2006

		<i>Number of participants</i>								
	1998	1999	2000	2001	2002	2003	2004	2005	2006	
EU-27	:	:	:	:	:	:	:	10,025,911 ui	11,351,854 ui	
EU-15	:	:	:	:	:	:	8,425,793 ui	9,056,825 ui	10,384,121 ui	
BE	:	:	:	:	:	:	344,682 ui	330,169 ui	360,487 ui	
BG	:	:	:	:	:	:	103,437 ui	88,781 e	106,594	
CZ	:	:	:	:	:	:	49,395 ui	59,809	58,666	
DK	117,941	139,368 e	132,584 e	138,934 e	148,026 e	135,886 e	149,515 e	:	:	
DE	1,342,882 e	1,495,024 ui	1,440,650 ui	1,547,312 e	2,035,437 e	2,047,402	1,961,797 e	1,939,867 e	2,516,695	
EE	:	:	:	:	:	801 ui	:	1,902 s	1,951 s	
IE	98,831 e	104,208 e	104,662 e	95,208 e	81,407 ui	69,559 e	68,698 e	62,079 ui	60,844 s	
EL	:	196,497	220,669	34,435 e	19,212 ui	:	:	:	:	
ES	:	1,397,874 ui	:	:	:	1,961,482 ui	1,797,001 ui	:	3,346,981 ui	
FR	1,793,708 ui	1,791,758 ui	1,785,118 ui	1,707,900 ui	1,576,799 ui	1,577,082 ui	1,519,171 ui	1,533,989 ui	1,595,138 ui	
IT	:	:	1,816,044 ui	1,852,586 ui	1,829,472 ui	1,732,822 ui	1,476,119 ui	1,331,964 ui	:	
CY	:	:	:	:	:	:	:	:	1,304 ui	
LV	:	:	:	:	:	5,470	4,677 ui	9,631 s	9,622 s	
LT	:	:	:	:	:	16,767 ui	13,047 ui	:	17,282 ui	
LU	:	:	:	:	5,190 ui	7,223 ui	8,445 ui	9,336 ui	9,743 ui	
HU	:	:	:	:	:	:	87,060 ui	71,359 ui	69,517	
MT	:	:	:	:	:	:	:	:	1,883 ui	
NL	321,807 ui	341,028 ui	:	:	544,544 ui	735,826 e	409,311 e	387,389	369,630	
AT	:	:	129,913 ui	114,762 ui	113,483 ui	123,742 ui	115,492 ui	130,377 ui	162,269 ui	
PL	:	:	:	:	:	:	:	463,401 ui	453,539 ui	
PT	108,041 ui	:	:	:	:	216,882 ui	183,334 ui	165,172 ui	158,347 ui	
RO	:	:	:	:	:	94,494	103,839	99,421	83,860	
SI	:	:	:	:	:	:	:	16,564 ui	21,075 ui	
SK	:	:	:	:	:	:	113,814 ui	144,718	142,440 ui	
FI	130,427 e	115,274 e	99,864 e	90,436 e	91,107 e	99,103 e	98,563 e	96,696 e	98,624 e	
SE	340,679 ui	514,064 e	437,690 e	379,664 e	331,095 e	177,572 e	190,473	206,232	226,195	
UK	:	121,143 ui	:	:	:	:	103,193 ui	64,502 ui	84,496 ui	
NO	:	43,466	48,851	50,387 e	52,061	63,179	64,244	64,344	59,821 ui	

Key : Not available; :n Not significant; - Not applicable or real zero or zero by default; 0 or 0.00 Less than half of the unit used; e Estimated value; s Eurostat estimate; ui Unreliable or uncertain data: participant data complete for interventions covering >=80% but <100% of expenditure

C.5.2 Stocks of participants in LMP measures (categories 2-7), under 25s, 1998-2006

Number of participants

eurostat	1998	1999	2000	2001	2002	2003	2004	2005	2006
EU-27	:	:	:	:	:	:	:	:	:
EU-15	:	:	:	:	:	:	2,753,610 ui	:	:
BE	:	:	:	:	:	:	:	:	:
BG	:	:	:	:	:	:	10,972 ui	10,424 ui	14,684 ui
CZ	:	:	:	:	:	:	:	:	:
DK	10,711 ui	:	:	:	:	:	9,940 ui	:	:
DE	377,266 ui	434,484 ui	465,704 ui	554,920 e	585,858 ui	889,771 ui	835,368 ui	819,072 ui	558,474 ui
EE	:	:	:	:	:	:	:	392 s	319 s
IE	16,333 ui	45,717 ui	13,074 ui	12,349 ui	8,732 ui	11,057 ui	12,491 ui	9,843 ui	11,953 ui
EL	:	:	:	20,050 ui	:	:	:	:	:
ES	:	417,264 ui	:	:	:	466,201 ui	:	:	:
FR	:	:	:	696,416 ui	688,706 ui	659,751 ui	725,211 ui	725,001 ui	733,410 ui
IT	:	:	:	:	:	:	:	565,877 ui	:
CY	:	:	:	:	:	:	:	:	131 ui
LV	:	:	:	:	:	706 s	879 ui	2,218 ui	2,795 s
LT	:	:	:	:	:	3,501 ui	2,818 ui	:	3,076 ui
LU	:	:	:	:	:	:	:	1,471 ui	1,865 ui
HU	:	:	:	:	:	:	:	:	:
MT	:	:	:	:	:	:	:	:	1,251 ui
NL	:	:	:	:	:	:	:	87,134 ui	:
AT	:	:	34,201 ui	35,909 ui	38,864 ui	30,544 ui	32,018 ui	35,394 ui	48,965 ui
PL	:	:	:	:	:	:	:	99,187 ui	92,145 ui
PT	:	:	:	:	:	95,380 ui	:	80,192 ui	75,042 ui
RO	:	:	:	:	:	20,151	21,260 ui	24,282 ui	23,063
SI	:	:	:	:	:	:	:	3,084 ui	4,596 ui
SK	:	:	:	:	:	:	8,913 ui	15,408 ui	9,598 ui
FI	32,868 ui	25,731 ui	21,215 ui	18,250 ui	17,706 ui	18,675 ui	19,057 ui	18,914 ui	18,033 ui
SE	:	38,170 ui	25,950 ui	20,465 ui	20,722 ui	15,914 ui	21,892 ui	23,459 s	26,681
UK	:	:	:	:	:	:	:	:	:
NO	:	7,260 ui	8,126 ui	7,904 ui	8,316	10,852	11,039	9,919 ui	8,687 ui

Key : Not available; :n Not significant; - Not applicable or real zero or zero by default; 0 or 0.00 Less than half of the unit used; e Estimated value; s Eurostat estimate; ui Unreliable or uncertain data: participant data complete for interventions covering >=80% but <100% of expenditure

C.5.3 Stocks of participants in LMP measures (categories 2-7), women, 1998-2006

Number of participants

eurostat	1998	1999	2000	2001	2002	2003	2004	2005	2006
EU-27	:	:	:	:	:	:	:	:	:
EU-15	:	:	:	:	:	:	3,475,926 ui	:	:
BE	:	:	:	:	:	:	182,319 ui	174,441 ui	186,232 ui
BG	:	:	:	:	:	:	52,455 ui	47,346 ui	54,577 ui
CZ	:	:	:	:	:	:	:	:	:
DK	50,748 ui	:	:	:	:	:	65,944 ui	:	:
DE	621,524 ui	685,035 ui	656,259 ui	696,239 e	877,884 e	852,802	785,812 e	785,776 e	698,562 ui
EE	:	:	:	:	:	:	:	1,259 s	1,257 s
IE	38,333 ui	38,701 ui	39,775 ui	39,775 ui	35,784 ui	32,401 ui	35,371 ui	32,302 ui	31,835 ui
EL	:	:	:	9,935 ui	9,946 ui	:	:	:	:
ES	:	500,242 ui	:	:	:	862,148 ui	893,873 ui	:	:
FR	:	:	:	:	691,065 ui	:	625,322 ui	:	:
IT	:	:	:	:	:	:	:	:	:
CY	:	:	:	:	:	:	:	:	662 ui
LV	:	:	:	:	:	2,919	2,612 ui	6,442 s	6,403 s
LT	:	:	:	:	:	7,896 ui	6,615 ui	:	9,986 ui
LU	:	:	:	:	:	:	:	2,489 ui	3,402 ui
HU	:	:	:	:	:	:	:	:	:
MT	:	:	:	:	:	:	:	:	437 ui
NL	:	:	:	:	:	:	:	:	:
AT	:	:	65,271 ui	79,919 ui	76,866 ui	57,986 ui	55,101 ui	62,294 ui	71,899 ui
PL	:	:	:	:	:	:	:	211,715 ui	214,133 ui
PT	:	:	:	:	:	111,163 ui	96,249 ui	88,025 ui	84,732 ui
RO	:	:	:	:	:	35,805	39,481	41,280	36,758
SI	:	:	:	:	:	:	:	7,215 ui	12,400 ui
SK	:	:	:	:	:	:	47,341 ui	66,680	64,496 ui
FI	68,053 ui	64,311 ui	56,027 ui	51,323 ui	50,896 ui	54,689 ui	53,828 ui	52,620 ui	53,945 ui
SE	152,507 ui	299,315 ui	249,073 ui	210,466 ui	171,668 ui	75,482 s	80,496 s	90,017 s	101,349
UK	:	:	:	:	:	:	:	:	:
NO	:	21,100	23,322 ui	24,430 ui	26,266	31,660	32,654	33,346 ui	31,547 ui

Key : Not available; :n Not significant; - Not applicable or real zero or zero by default; 0 or 0.00 Less than half of the unit used; e Estimated value; s Eurostat estimate; ui Unreliable or uncertain data: participant data complete for interventions covering >=80% but <100% of expenditure

C.5.4 Stocks of participants in LMP supports (categories 8-9), total, 1998-2006


Number of participants

eurostat	1998	1999	2000	2001	2002	2003	2004	2005	2006
EU-27	:	:	:	:	:	:	:	17,300,105 ui	17,302,636 ui
EU-15	:	11,718,001 ui	11,478,495 ui	11,571,694 ui	12,638,893 ui	13,121,722 ui	13,299,555 ui	15,685,774 ui	15,756,136 ui
BE	711,192	672,168	610,520	620,768	667,443	714,376	720,987	741,873	723,544
BG	:	:	:	:	:	:	87,480	78,519	69,628
CZ	:	:	:	:	183,318	203,902	169,109	138,714	133,491
DK	283,976 e	254,615 e	248,185 e	247,135 e	247,745 e	278,302 e	280,722 e	:	:
DE	3,668,321 ui	3,478,037 ui	3,289,292 ui	3,396,379 ui	3,971,507 e	4,418,169 e	4,365,202 e	6,850,166 e	7,221,423 e
EE	:	:	:	:	:	23,010	19,773	17,568	9,197
IE	209,721	189,635	154,099	143,016	162,536	171,527	165,805	157,993	158,828
EL	:	288,239	274,650	204,497 e	204,497 e	:	:	:	:
ES	1,138,891 ui	1,058,261 ui	1,047,905 ui	1,102,293 ui	1,200,827 ui	1,223,457 ui	1,286,186 ui	1,296,959 ui	1,334,784 ui
FR	2,562,203 e	2,529,598 e	2,333,255 e	2,336,051 e	2,566,191 e	2,729,771 e	2,799,856 e	2,680,287 e	2,563,217 e
IT	:	:	506,229 ui	654,606 ui	669,724 ui	704,934 ui	736,321	791,824 e	753,721
CY	:	:	:	:	:	:	:	:	10,142
LV	:	:	:	:	:	38,493 e	38,526 e	31,998 e	34,711
LT	:	:	:	:	:	:	26,887	22,196	17,305
LU	5,468 ui	4,221 ui	3,873 ui	3,994 ui	4,909 ui	6,462 ui	7,327 ui	8,725 s	8,394 ui
HU	:	:	:	:	:	119,776	129,618	135,104	147,355 s
MT	:	:	:	:	:	:	:	:	11,477
NL	680,100	592,000	634,400	602,970	657,600	740,306	795,500	726,140	551,040 ui
AT	243,168 e	228,062 e	209,081 e	221,266 e	257,174 e	277,091 e	291,074 e	292,063	274,627
PL	:	:	:	:	:	:	:	875,916	727,895
PT	:	:	380,176 ui	394,968 ui	435,562 ui	259,178 ui	299,860 ui	316,663	326,072
RO	:	:	:	:	:	313,669	289,036	245,211	212,394
SI	:	:	:	:	:	:	:	14,330	30,527
SK	:	:	:	:	:	:	87,418	54,776	142,378
FI	391,830 e	368,593 e	343,232 e	357,470	349,069	345,440	347,478	302,066	275,988
SE	431,518 ui	356,437	386,690	327,931	300,479	332,734	361,836	358,800	329,806
UK	1,382,300	1,307,786	1,056,908	958,350	943,630	919,975	841,401	881,493	953,970
NO	61,984	58,904	75,420	79,309	92,667	104,644 e	114,145 e	104,508 e	70,255

Key : Not available; :n Not significant; - Not applicable or real zero or zero by default; 0 or 0.00 Less than half of the unit used; e Estimated value; s Eurostat estimate; ui Unreliable or uncertain data: participant data complete for interventions covering >=80% but <100% of expenditure

C.5.5 Stocks of participants in LMP supports (categories 8-9), under 25s, 1998-2006

Number of participants

	1998	1999	2000	2001	2002	2003	2004	2005	2006
EU-27	:	:	:	:	:	:	:	:	:
EU-15	:	1,186,085 ui	1,088,220 ui	1,172,206 ui	1,293,531 ui	1,449,215 ui	1,411,650 ui	:	:
BE	90,066	83,897	72,384	75,626	86,238	94,401	92,568	89,325	84,378
BG	:	:	:	:	:	:	2,881	3,801	3,212
CZ	:	:	:	:	:	:	:	:	:
DK	:	:	12,182 e	11,861 ui	:	:	14,345 e	:	:
DE	315,344 ui	286,644 ui	281,242 ui	296,638 ui	359,929 ui	410,061 ui	401,254 ui	:	:
EE	:	:	:	:	:	:	:	:	1,191
IE	41,325 ui	35,152	25,589	24,630	30,788	49,152 e	31,783 e	30,448	30,815
EL	:	:	:	:	:	:	:	:	:
ES	92,874 ui	86,931	86,564 ui	95,349	97,546	96,978	92,039	86,800	85,944 ui
FR	277,261 ui	257,250 ui	228,272 ui	248,799 ui	298,374 ui	321,093 ui	323,630 ui	305,243 ui	291,654 ui
IT	:	:	:	:	:	:	:	25,025 ui	23,322 ui
CY	:	:	:	:	:	:	:	:	:
LV	:	:	:	:	:	5,667 e	5,430 e	4,645 e	5,135
LT	:	:	:	:	:	4,140	:	984	813
LU	:	:	:	:	:	:	:	937 ui	712 ui
HU	:	:	:	:	:	11,887	10,418	9,711	:
MT	:	:	:	:	:	:	:	:	2,921
NL	52,200 ui	39,800	33,500 ui	32,780 ui	:	:	:	:	:
AT	27,196 ui	23,948 ui	24,531 ui	27,172 ui	31,776 ui	32,759 ui	31,986 ui	33,536	30,481
PL	:	:	:	:	:	:	:	:	52,221
PT	:	:	4,417 ui	39,416 ui	42,063 ui	22,085 ui	25,139 ui	21,254	18,787
RO	:	:	:	:	:	56,452	44,388	29,793	22,197
SI	:	:	:	:	:	:	:	397	1,570
SK	:	:	:	:	:	:	:	:	4,691
FI	:	:	:	:	:	59,452 e	58,703 e	19,369	16,030
SE	56,206 ui	34,094 ui	39,374	38,275	37,729	47,453	53,229	55,737	54,995
UK	:	313,795	268,413	252,270	255,987	260,341	246,723	261,908	297,265
NO	7,942	8,010	10,127	10,134	11,474	11,989 ui	13,390 e	11,764 e	7,452

Key : Not available; :n Not significant; - Not applicable or real zero or zero by default; 0 or 0.00 Less than half of the unit used; e Estimated value; s Eurostat estimate; ui Unreliable or uncertain data: participant data complete for interventions covering >=80% but <100% of expenditure

C.5.6 Stocks of participants in LMP supports (categories 8-9), women, 1998-2006
Number of participants


eurostat	1998	1999	2000	2001	2002	2003	2004	2005	2006
EU-27	:	:	:	:	:	:	:	:	:
EU-15	:	4,759,780 ui	4,802,983 ui	4,926,547 ui	5,281,656 ui	5,534,835 ui	5,694,504 ui	:	:
BE	297,649	279,704	258,638	256,668	269,918	293,200	304,370	312,627	304,799
BG	:	:	:	:	:	:	48,692	46,105	41,445
CZ	:	:	:	:	88,205 ui	92,954 ui	87,707	71,718	68,949
DK	164,978 e	:	:	:	:	:	:	:	:
DE	1,529,154 ui	1,483,712 ui	1,399,765 ui	1,414,633 ui	1,560,415	1,726,204 ui	1,726,677 e	:	:
EE	:	:	:	:	:	:	:	:	6,032
IE	75,585	72,375 e	59,375 e	53,607 e	60,586	75,297	63,646 e	59,811	60,164
EL	:	76,592 ui	70,025 ui	65,585 ui	65,585 ui	:	:	:	:
ES	493,188 ui	484,206 ui	498,690 ui	540,111 ui	603,810 ui	602,432 ui	644,639 ui	672,185 ui	709,648 ui
FR	1,199,837 ui	1,209,993 ui	1,145,696 ui	1,149,999 ui	1,247,491 ui	1,315,928 ui	1,357,241 ui	1,299,757 ui	1,246,135 ui
IT	:	:	:	244,121 ui	242,798 ui	238,757 ui	261,296 ui	284,621 ui	278,705 ui
CY	:	:	:	:	:	:	:	:	:
LV	:	:	:	:	:	23,119 e	22,956 e	19,313 e	21,378
LT	:	:	:	:	:	15,729	13,478	12,187	10,914
LU	:	:	:	:	:	:	:	:	:
HU	:	:	:	:	:	58,093	65,353	68,142	60,705 ui
MT	:	:	:	:	:	:	:	:	2,505
NL	336,000	301,700 ui	275,900 ui	259,550 ui	283,217 ui	323,269 ui	343,950 ui	:	:
AT	108,752 ui	99,821 ui	90,478 ui	93,931 ui	105,251 ui	111,396 ui	118,216 ui	120,656 ui	114,143 ui
PL	:	:	:	:	:	:	:	383,734	313,341
PT	:	:	201,928 ui	214,141 ui	235,848 ui	143,130 ui	163,958 ui	170,285	175,875
RO	:	:	:	:	:	137,235	120,949	100,141	77,613
SI	:	:	:	:	:	:	:	7,331	16,405
SK	:	:	:	:	:	:	:	:	66,858
FI	:	:	:	:	:	179,633 e	176,849 e	151,249	139,923
SE	253,364 ui	203,185	231,150	195,714	174,386	183,751	198,962	201,467	188,980
UK	326,143	306,618	251,502	228,850	232,845	230,808	217,790	232,205	254,392
NO	33,387	28,358	34,921	37,954	44,057	39,459 ui	53,560 e	51,511 e	35,857

Key : Not available; :n Not significant; - Not applicable or real zero or zero by default; 0 or 0.00 Less than half of the unit used; e Estimated value; s Eurostat estimate; ui Unreliable or uncertain data: participant data complete for interventions covering >=80% but <100% of expenditure

D EXTERNAL AND REFERENCE DATA

D.1 GDP, exchange rates, purchasing power parities and price deflator


D.1.1 GDP, exchange rates and purchasing power parities, 2006

	GDP <i>Euro (Mrd), Current market prices</i>	Exchange rate <i>National currency units per Euro</i>	PPP <i>Purchasing power parities</i>
EU-27	11,621.711	-	1.000
EU-15	10,874.844	-	1.056
BE	316.622	-	1.065
BG	25.238	1.956	0.742
CZ	114.021	28.342	17.011
DK	220.069	7.459	10.201
DE	2,322.200	-	1.050
EE	13.234	15.647	9.570
IE	174.705	-	1.200
EL	213.985	-	0.838
ES	980.954	-	0.901
FR	1,791.953	-	1.086
IT	1,479.981	-	1.033
CY	14.631	0.576	0.504
LV	16.047	0.696	0.386
LT	23.721	3.453	1.826
LU	33.852	-	1.090
HU	89.901	264.260	154.553
MT	5.067	0.429	0.296
NL	534.324	-	1.064
AT	257.897	-	1.038
PL	272.131	3.896	2.254
PT	155.278	-	0.837
RO	97.718	3.526	1.746
SI	30.454	239.568	0.734
SK	44.571	37.234	20.531
FI	167.041	-	1.153
SE	313.327	9.254	10.892
UK	1,912.656	0.682	0.775
NO	267.892	8.047	10.570

Source: Eurostat, National accounts. Data extracted on 08 May 2008

D.1.2 Price deflator: Household and NPISH final consumption expenditure, 1998-2006

Price index, 2000=100 (based on euro)

	1998	1999	2000	2001	2002	2003	2004	2005	2006
EU-27	94.2	96.0	100.0	102.0	103.7	103.5	106.0	108.6	111.2
EU-15	94.4	96.4	100.0	101.7	103.3	103.4	105.9	107.9	110.4
BE	95.9	96.6	100.0	102.3	103.5	105.3	108.0	111.0	113.8
BG	92.8	95.5	100.0	106.2	110.6	110.8	115.4	121.3	127.5
CZ	94.0	93.6	100.0	108.6	121.6	117.1	120.8	130.5	140.2
DK	95.0	97.6	100.0	102.4	104.4	105.7	106.9	109.0	111.2
DE	98.1	99.1	100.0	101.8	103.0	104.5	106.2	107.8	109.3
EE	92.4	97.0	100.0	106.2	109.3	110.4	112.3	115.4	119.8
IE	90.6	95.7	100.0	104.1	109.4	113.7	115.4	117.0	119.4
EL	92.5	96.1	100.0	100.9	103.4	106.3	109.0	113.0	116.9
ES	93.8	96.4	100.0	103.4	106.4	109.7	113.6	117.5	121.5
FR	97.7	97.8	100.0	101.7	102.7	104.6	106.6	108.5	110.6
IT	94.7	96.7	100.0	102.6	105.6	108.5	111.3	113.8	116.9
CY	93.5	95.6	100.0	102.0	104.6	107.2	109.5	113.3	116.2
LV	80.4	86.6	100.0	102.1	100.6	94.0	96.9	100.7	109.2
LT	84.3	88.2	100.0	105.6	109.2	108.4	108.1	109.9	113.1
LU	93.2	96.2	100.0	102.0	102.5	104.7	107.4	110.5	113.8
HU	87.4	91.7	100.0	109.7	120.3	120.0	126.5	133.2	129.1
MT	:	:	100.0	102.8	103.1	99.8	101.6	103.7	106.5
NL	93.9	96.3	100.0	104.5	107.6	110.1	111.2	113.5	116.2
AT	96.1	97.5	100.0	101.9	103.1	104.7	106.7	108.5	110.2
PL	87.7	86.2	100.0	113.3	111.4	98.1	98.2	112.8	117.9
PT	94.0	96.7	100.0	103.4	106.5	109.6	112.4	115.4	119.2
RO	:	87.2	100.0	103.9	104.9	100.6	106.3	127.5	137.8
SI	97.1	98.7	100.0	102.0	105.9	107.7	108.5	110.9	113.7
SK	90.6	89.2	100.0	103.9	108.4	118.8	132.3	140.7	153.0
FI	93.8	95.8	100.0	102.6	104.8	104.4	105.5	106.1	107.7
SE	92.5	95.0	100.0	93.2	95.8	97.8	98.7	98.2	99.4
UK	87.6	91.5	100.0	100.2	100.7	93.3	96.7	98.4	101.0
NO	91.3	94.9	100.0	103.0	111.9	108.1	104.2	110.0	111.8

Source: Eurostat. Data extracted on 04 April 2008

D.2 Numbers of unemployed and other jobseekers, 2006

D.2.1 Registered jobseekers and registered unemployed, all ages, 2006

Annual average number of persons registered

eurostat	Men and women			Men			Women		
	Total registered jobseekers	Registered unemployed	Other registered jobseekers	Total registered jobseekers	Registered unemployed	Other registered jobseekers	Total registered jobseekers	Registered unemployed	Other registered jobseekers
EU-27	:	:	:	:	:	:	:	:	:
EU-15	:	:	:	:	:	:	:	:	:
BE	:	572,942 s	:	:	271,311 s	:	:	301,631 s	:
BG	361,033	356,054	4,979	153,402	151,448	1,954	207,631	204,606	3,025
CZ	474,882	474,882	:	223,546	223,546	:	251,336	251,336	:
DK	:	:	:	:	:	:	:	:	:
DE	6,872,027	4,487,057	2,384,970	:	2,337,883	:	:	2,149,174	:
EE	50,627	48,171	2,456	21,334	20,152	1,182	29,293	28,019	1,274
IE	157,400	157,400	:	92,600	92,600	:	64,800	64,800	:
EL	:	:	:	:	:	:	:	:	:
ES	2,995,448	2,039,414	956,034	1,163,182	788,185	374,997	1,832,265	1,251,229	581,036
FR	3,556,047	2,410,523	1,145,524	1,651,008	1,167,601	483,406	1,905,040	1,242,922	662,118
IT	:	:	:	:	:	:	:	:	:
CY	:	:	:	:	:	:	:	:	:
LV	80,994	74,636	6,358	31,729	29,524	2,205	49,265	45,112	4,153
LT	102,568	73,235	29,333	40,342	27,371	12,971	62,226	45,864	16,362
LU	9,487	9,487	:	4,952	4,952	:	4,535	4,535	:
HU	393,465	393,465	:	200,920	200,920	:	192,545	192,545	:
MT	7,326	7,326	:	5,634	5,634	:	1,692	1,692	:
NL	605,696	554,203	51,493	289,500	265,429	24,071	316,196	288,774	27,422
AT	259,816	239,174	20,642	145,422	135,778	9,644	114,393	103,396	10,997
PL	2,366,178	2,309,410	56,768	1,032,005	1,003,706	28,299	1,334,173	1,305,704	28,469
PT	516,690	459,964	56,726	213,008	194,520	18,488	303,682	265,444	38,238
RO	502,806	460,495	42,311	:	267,459 e	:	:	193,036 e	:
SI	85,836	85,836	:	38,832	38,832	:	47,004	47,004	:
SK	296,091	294,791	1,300	141,974	141,125	849	154,117	153,666	451
FI	476,717	249,520	227,197	220,061	129,327	90,734	256,656	120,193	136,463
SE	692,833	210,891	481,942	331,663	114,169	217,494	361,170	96,722	264,448
UK	953,970	953,970	:	699,577	699,577	:	254,392	254,392	:
NO	196,921	62,923	133,998	95,220	33,108	62,112	101,702	29,815	71,887

Key : Not available; :n Not significant; - Not applicable or real zero or zero by default; 0 or 0.00 Less than half of the unit used; e Estimated value; s Eurostat estimate

D.2.2 Registered jobseekers and registered unemployed, youth (under 25s), 2006

Annual average number of persons registered

eurostat	Men and women			Men			Women		
	Total registered jobseekers	Registered unemployed	Other registered jobseekers	Total registered jobseekers	Registered unemployed	Other registered jobseekers	Total registered jobseekers	Registered unemployed	Other registered jobseekers
EU-27	:	:	:	:	:	:	:	:	:
EU-15	:	:	:	:	:	:	:	:	:
BE	:	112,093 s	:	:	56,708 s	:	:	55,385 s	:
BG	43,402	42,611	791	19,444	19,054	390	23,958	23,557	401
CZ	87,773	87,773	:	47,421	47,421	:	40,352	40,352	:
DK	:	:	:	:	:	:	:	:	:
DE	1,186,976 e	522,776	664,200 e	:	297,059 e	:	:	225,717 e	:
EE	7,133	6,557	576	3,250	2,986	264	3,883	3,571	312
IE	30,933	30,933	:	17,958	17,958	:	12,975	12,975	:
EL	:	:	:	:	:	:	:	:	:
ES	370,573	255,565	115,008	168,110	119,529	48,581	202,464	136,037	66,427
FR	546,852	386,507	160,345	263,717	191,538	72,179	283,135	194,969	88,167
IT	:	:	:	:	:	:	:	:	:
CY	:	:	:	:	:	:	:	:	:
LV	:	10,738	:	:	3,880	:	:	6,858	:
LT	10,406	5,570	4,836	4,501	2,211	2,290	5,905	3,359	2,546
LU	1,669	1,669	:	872	872	:	797	797	:
HU	64,991	64,991	:	:	:	:	:	:	:
MT	2,178	2,178	:	1,423	1,423	:	755	755	:
NL	42,492	38,858	3,634	19,323	17,767	1,556	23,168	21,090	2,078
AT	53,281	38,095	15,186	29,032	21,414	7,618	24,249	16,681	7,568
PL	:	476,701	:	:	201,958	:	:	274,743	:
PT	68,912	62,048	6,864	26,658	24,399	2,259	42,254	37,649	4,605
RO	:	93,449 e	:	:	54,257 e	:	:	39,191 e	:
SI	15,198	15,198	:	7,008	7,008	:	8,190	8,190	:
SK	54,950	54,825	125	28,164	28,094	70	26,786	26,731	55
FI	58,771	26,926	31,845	28,149	14,748	13,401	30,622	12,177	18,445
SE	122,729	38,532	84,197	59,982	21,594	38,388	62,746	16,938	45,808
UK	297,265	297,265	:	200,700	200,700	:	96,565	96,565	:
NO	28,052	11,243	16,809	15,629	6,682	8,947	12,423	4,561	7,862

Key : Not available; :n Not significant; - Not applicable or real zero or zero by default; 0 or 0.00 Less than half of the unit used; e Estimated value; s Eurostat estimate

D.2.3 Registered unemployed by sex, age and duration of unemployment, all ages, 2006

eurostat	Annual average number of persons registered						% total registered unemployed		
	Total			Long-term unemployed (>6 months for persons aged <25 and >12 months for persons aged 25+)			Long-term unemployed (%)		
	Total	Men	Women	Total	Men	Women	Total	Men	Women
EU-27	:	:	:	:	:	:	:	:	:
EU-15	:	:	:	:	:	:	:	:	:
BE	572,942 s	271,311 s	301,631 s	:	:	:	:	:	:
BG	356,054	151,448	204,606	211,435	90,112	121,323	59	60	59
CZ	474,882	223,546	251,336	:	:	:	:	:	:
DK	:	:	:	:	:	:	:	:	:
DE	4,487,057	2,337,883	2,149,174	1,970,270 e	991,132 e	979,138 e	44 e	42 e	46 e
EE	48,171	20,152	28,019	:	:	:	:	:	:
IE	157,400	92,600	64,800	53,089 s	36,153 s	16,936 s	34 s	39 s	26 s
EL	:	:	:	:	:	:	:	:	:
ES	2,039,414	788,185	1,251,229	680,673	202,634	478,039	33	26	38
FR	2,410,523	1,167,601	1,242,922	934,298	449,724	484,575	39	39	39
IT	:	:	:	:	:	:	:	:	:
CY	:	:	:	:	:	:	:	:	:
LV	74,636	29,524	45,112	:	:	:	:	:	:
LT	73,235	27,371	45,864	16,063	5,005	11,058	22	18	24
LU	9,487	4,952	4,535	3,188	1,712	1,476	34	35	33
HU	393,465	200,920	192,545	:	:	:	:	:	:
MT	7,326	5,634	1,692	:	:	:	:	:	:
NL	554,203	265,429	288,774	269,546	127,655	141,891	49	48	49
AT	239,174	135,778	103,396	9,190	5,642	3,548	4	4	3
PL	2,309,410	1,003,706	1,305,704	:	:	:	:	:	:
PT	459,964	194,520	265,444	202,009	86,540	115,469	44	44	44
RO	460,495	267,459 e	193,036 e	:	:	:	:	:	:
SI	85,836	38,832	47,004	45,475	20,322	25,153	53	52	54
SK	294,791	141,125	153,666	:	:	:	:	:	:
FI	249,520	129,327	120,193	65,551	36,020	29,531	26	28	25
SE	210,891	114,169	96,722	29	17	12	0	0	0
UK	953,970	699,577	254,392	203,430	156,295	47,135	21	22	19
NO	62,923	33,108	29,815	:	:	:	:	:	:

Key : Not available; :n Not significant; - Not applicable or real zero or zero by default; 0 or 0.00 Less than half of the unit used; e Estimated value; s Eurostat estimate

D.2.4 Registered unemployed by sex, age and duration of unemployment, youth (under 25s), 2006

eurostat	Annual average number of persons registered						% total registered unemployed		
	Total			Long-term unemployed (>6 months for persons aged <25 and >12 months for persons aged 25+)			Long-term unemployed (%)		
	Total	Men	Women	Total	Men	Women	Total	Men	Women
EU-27	:	:	:	:	:	:	:	:	:
EU-15	:	:	:	:	:	:	:	:	:
BE	112,093 s	56,708 s	55,385 s	69,620 s	35,189 s	34,431 s	62 s	62 s	62 s
BG	42,611	19,054	23,557	25,709	12,177	13,532	60	64	57
CZ	87,773	47,421	40,352	:	:	:	:	:	:
DK	:	:	:	:	:	:	:	:	:
DE	522,776	297,059 e	225,717 e	158,239 e	87,527 e	70,712 e	30 e	29 e	31 e
EE	6,557	2,986	3,571	:	:	:	:	:	:
IE	30,933	17,958	12,975	11,967 s	7,290 s	4,677 s	39 s	41 s	36 s
EL	:	:	:	:	:	:	:	:	:
ES	255,565	119,529	136,037	50,521	18,680	31,841	20	16	23
FR	386,507	191,538	194,969	118,978	57,862	61,116	31	30	31
IT	:	:	:	:	:	:	:	:	:
CY	:	:	:	:	:	:	:	:	:
LV	10,738	3,880	6,858	:	:	:	:	:	:
LT	5,570	2,211	3,359	993	358	635	18	16	19
LU	1,669	872	797	563	277	286	34	32	36
HU	64,991	:	:	:	:	:	:	:	:
MT	2,178	1,423	755	:	:	:	:	:	:
NL	38,858	17,767	21,090	14,956	6,457	8,499	38	36	40
AT	38,095	21,414	16,681	1,014	545	469	3	3	3
PL	476,701	201,958	274,743	:	:	:	:	:	:
PT	62,048	24,399	37,649	19,983	7,405	12,578	32	30	33
RO	93,449 e	54,257 e	39,191 e	:	:	:	:	:	:
SI	15,198	7,008	8,190	8,121	3,408	4,713	53	49	58
SK	54,825	28,094	26,731	:	:	:	:	:	:
FI	26,926	14,748	12,177	2,371	1,376	995	9	9	8
SE	38,532	21,594	16,938	1	0	1	0	0	0
UK	297,265	200,700	96,565	59,280	40,825	18,455	20	20	19
NO	11,243	6,682	4,561	:	:	:	:	:	:


Key : Not available; :n Not significant; - Not applicable or real zero or zero by default; 0 or 0.00 Less than half of the unit used; e Estimated value; s Eurostat estimate

D.2.5 Registered unemployed by sex, age and duration of unemployment, adults (25+), 2006

eurostat	Annual average number of persons registered						% total registered unemployed		
	Total			Long-term unemployed (>6 months for persons aged <25 and >12 months for persons aged 25+)			Long-term unemployed (%)		
	Total	Men	Women	Total	Men	Women	Total	Men	Women
EU-27	:	:	:	:	:	:	:	:	:
EU-15	:	:	:	:	:	:	:	:	:
BE	460,849 s	214,603 s	246,246 s	:	:	:	:	:	:
BG	313,443	132,394	181,049	185,726	77,935	107,791	59	59	60
CZ	387,109	176,125	210,984	:	:	:	:	:	:
DK	:	:	:	:	:	:	:	:	:
DE	3,964,280	2,040,824 e	1,923,457 e	1,812,031 e	903,605 e	908,426 e	46 e	44 e	47 e
EE	41,614	17,166	24,448	:	:	:	:	:	:
IE	126,467	74,642	51,825	41,122 s	28,863 s	12,259 s	33 s	39 s	24 s
EL	:	:	:	:	:	:	:	:	:
ES	1,783,849	668,656	1,115,192	630,152	183,954	446,198	35	28	40
FR	2,024,016	976,063	1,047,953	815,320	391,862	423,459	40	40	40
IT	:	:	:	:	:	:	:	:	:
CY	:	:	:	:	:	:	:	:	:
LV	63,898	25,644	38,254	:	:	:	:	:	:
LT	67,665	25,160	42,505	15,070	4,647	10,423	22	18	25
LU	7,818	4,080	3,738	2,625	1,435	1,190	34	35	32
HU	328,474	:	:	:	:	:	:	:	:
MT	5,148	4,211	937	:	:	:	:	:	:
NL	515,345	247,662	267,684	254,590	121,198	133,392	49	49	50
AT	201,079	114,364	86,715	8,176	5,097	3,079	4	4	4
PL	1,832,709	801,748	1,030,961	:	:	:	:	:	:
PT	397,916	170,121	227,795	182,026	79,135	102,891	46	47	45
RO	367,046 e	213,202 e	153,845 e	:	:	:	:	:	:
SI	70,638	31,824	38,814	37,354	16,914	20,440	53	53	53
SK	239,966	113,031	126,935	:	:	:	:	:	:
FI	222,594	114,579	108,016	63,180	34,644	28,536	28	30	26
SE	172,359	92,575	79,784	28	17	11	0	0	0
UK	656,705	498,877	157,827	144,150	115,470	28,680	22	23	18
NO	51,680	26,426	25,254	:	:	:	:	:	:


Key : Not available; :n Not significant; - Not applicable or real zero or zero by default; 0 or 0.00 Less than half of the unit used; e Estimated value; s Eurostat estimate

D.2.6 ILO unemployed, labour reserve and population wanting to work, total aged 15-64, 2006

	1000s		
	ILO unemployed	Labour reserve	Population wanting to work
EU-27	19,122.1	17,353.6	36,475.8
EU-15	14,407.7	13,019.3	27,427.1
BE	381.8	200.7	582.5
BG	307.5	411.1	718.5
CZ	365.5	261.4	626.9
DK	114.1	145.9	260.0
DE	4,205.6	2,524.8	6,730.4
EE	42.5	53.3	95.8
IE	91.2	99.2	190.4
EL	426.5	119.1	545.6
ES	1,834.5	1,707.9	3,542.4
FR	2,584.4	912.8	3,497.2
IT	1,613.0	3,596.5	5,209.6
CY	15.2	14.5	29.7
LV	82.6	200.5	283.1
LT	88.8	69.8	158.6
LU	9.7	2.5	12.2
HU	305.1	341.9	647.0
MT	12.7	14.2	26.9
NL	326.3	484.5	810.8
AT	223.5	437.9	661.4
PL	2,361.5	2,254.9	4,616.4
PT	405.4	109.6	515.1
RO	713.9	527.5	1,241.4
SI	60.3	86.9	147.2
SK	359.0	98.2	457.2
FI	241.4	200.4	441.9
SE	385.2	320.9	706.2
UK	1,565.2	2,156.4	3,721.6
NO	95.6	154.2	249.8


Source: Eurostat, Labour Force Survey (LFS): Spring data - Q2 all countries except AT, FR (Q1). Data extracted on 21 April 2008

D.2.7 ILO unemployed, labour reserve and population wanting to work, men aged 15-64, 2006

	1000s		
	ILO unemployed	Labour reserve	Population wanting to work
EU-27	9,822.3	6,524.9	16,347.2
EU-15	7,322.0	4,770.7	12,092.8
BE	198.4	78.3	276.7
BG	158.3	199.0	357.3
CZ	164.7	99.9	264.7
DK	51.7	62.8	114.5
DE	2,338.3	980.8	3,319.0
EE	20.7	24.1	44.9
IE	55.1	43.0	98.1
EL	160.3	31.7	192.0
ES	793.9	468.5	1,262.3
FR	1,258.5	348.7	1,607.2
IT	770.0	1,186.7	1,956.8
CY	7.0	3.6	10.7
LV	47.4	87.5	134.9
LT	43.3	30.8	74.0
LU	4.1	0.6 u	4.7
HU	157.4	150.1	307.5
MT	7.3	3.7	11.0
NL	164.9	187.7	352.6
AT	120.1	193.5	313.6
PL	1,235.4	896.8	2,132.3
PT	191.2	37.4	228.6
RO	449.1	184.5	633.6
SI	28.0	41.8	69.8
SK	181.4	32.3	213.7
FI	121.8	97.0	218.8
SE	194.7	146.8	341.5
UK	898.9	907.4	1,806.4
NO	51.5	66.6	118.1

Source: Eurostat, Labour Force Survey (LFS): Spring data - Q2 all countries except AT, FR (Q1). Data extracted on 21 April 2008

D.2.8 ILO unemployed, labour reserve and population wanting to work, women aged 15-64, 2006

	1000s		
	ILO unemployed	Labour reserve	Population wanting to work
EU-27	9,299.8	10,828.7	20,128.6
EU-15	7,085.7	8,248.6	15,334.3
BE	183.3	122.4	305.8
BG	149.2	212.1	361.2
CZ	200.7	161.5	362.2
DK	62.3	83.1	145.5
DE	1,867.4	1,544.0	3,411.3
EE	21.7	29.2	51.0
IE	36.1	56.3	92.3
EL	266.2	87.4	353.6
ES	1,040.6	1,239.4	2,280.1
FR	1,325.9	564.2	1,890.1
IT	843.0	2,409.8	3,252.8
CY	8.1	10.9	19.0
LV	35.2	113.0	148.2
LT	45.5	39.1	84.6
LU	5.6	1.9	7.5
HU	147.7	191.8	339.4
MT	5.5	10.5	16.0
NL	161.3	296.8	458.1
AT	103.4	244.4	347.8
PL	1,126.1	1,358.1	2,484.2
PT	214.3	72.3	286.5
RO	264.7	343.0	607.8
SI	32.2	45.1	77.3
SK	177.6	65.9	243.5
FI	119.6	103.5	223.1
SE	190.5	174.1	364.7
UK	666.2	1,249.0	1,915.2
NO	44.1	87.5	131.7

Source: Eurostat, Labour Force Survey (LFS): Spring data - Q2 all countries except AT, FR (Q1). Data extracted on 21 April 2008

E REFERENCE INFORMATION

E.1 LMP questionnaire

Item number	Item name	Item number	Item name
	Year	9.2	Non-cash benefits
	Country	9.3	Clarification
Qualitative items		10	Planned duration
1	Intervention number	10.1	Typical
2	Intervention name	10.2	Maximum
2.1	English	10.3	Unlimited
2.2	National language	10.4	One-off
3	Description	10.5	Not defined
3.1	Aim	11	Area of application
3.2	Beneficiaries/participants	11.1	National
3.3	Action/Instrument	11.2	Regional
3.4	Financing/support	11.3	Other
3.5	Eligibility	12	Source of finance
3.6	Legal basis	12.1	Central government budget
3.7	Recent changes	12.1.1	Ear-marked taxes
4	Type of action	12.2	State/regional government budget
4.1	Class	12.3	Local government budget
4.2	Components	12.4	Social security funds
4.2.1	Class	12.5	European Social Fund (ESF)
4.2.2	Name	12.6	Other
5	Breakdown of expenditure	13	Responsible institution
5.1	Transfers to individuals	13.1	Central government
5.1.1	Periodic cash payments	13.2	State/regional government
5.1.2	Lump-sum payments	13.3	Local government
5.1.3	Reimbursements	13.4	Social security funds
5.1.4	Reduced social contributions	13.5	Trade union or similar
5.1.5	Reduced taxes	13.6	Public employment services
5.2	Transfers to employers	14	Implementation of intervention
5.2.1	Periodic cash payments	17.1	Year started
5.2.2	Lump-sum payments	17.2	Year ended
5.2.3	Reimbursements	Expenditure	
5.2.4	Reduced social contributions	15	Expenditure
5.2.5	Reduced taxes	15.1	Total
5.3	Transfers to service providers	15.2	Transfers to individuals
6	Operational target groups	15.2.1	Periodic cash payments
6.1	Registered unemployed	15.2.2	Lump-sum payments
6.2	Other registered jobseekers	15.2.3	Reimbursements
6.3	Not registered	15.2.4	Reduced social contributions
6.4	Employed	15.2.5	Reduced taxes
7	Detailed target groups	15.3	Transfers to employers
7.1	All	15.3.1	Periodic cash payments
7.2	LTU	15.3.2	Lump-sum payments
7.3	Youth	15.3.3	Reimbursements
7.4	Older	15.3.4	Reduced social contributions
7.5	Disabled	15.3.5	Reduced taxes
7.6	Immigrants/ethnic minorities	15.4	Transfers to service providers
7.7	Re-entrants/lone parents	M1	Metadata on expenditure
7.8	Public priorities and Other	M1.1	Source
8	Treatment of unemployment spells	M1.2	Notes (formal)
8.1	Broken	M1.3	Notes (free)
8.2	Suspended	Participants	
8.3	Continuous/continuous	16	Stock
8.4	Continuous/discontinuous	16.1	Stock (total)
8.5	Not relevant	16.2	Stock (volume)
9	Receipt of benefits	17	Entrants
9.1	Cash benefits	18	Exits
9.1.1	Current intervention	M2	Metadata on participants
9.1.2	Unemployment benefit	M2.1	Observations
9.1.3	Other LMP intervention	M2.1.1	Stock
9.1.4	Other	M2.1.2	Entrants

Item number	Item name	eurostat
M2.1.3	Exits	
M2.1.4	Destination method	
M2.1.5	Destination time	
M2.2	Source	
M2.3	Notes (formal)	
M2.4	Notes (free)	
Breakdown of participants		
19	Sex	
20	Age	
21	Unemployed by duration	
22	Previous status	
22.1	Registered	
22.1.1	Registered unemployed	
22.1.2	Other registered jobseekers	
22.2	Not registered	
22.3	Employed	
22.4	Unknown	
23	Destination of exits	
23.1	Employment (total)	
23.1.1	Of which subsidised	
23.2	Other measure	
23.3	Unemployment	
23.4	Inactivity	
23.5	Unknown	
Duration		
24	Average duration of participation	
M3	Metadata on duration	
M3.1	Observation	
M3.2	Notes (formal)	
M3.3	Notes (free)	


E.2 Classification by type of action

Category	Name
1 1.1 1.1.1 1.1.2 1.2 1.2.1 1.2.2 1.2.3 1.A	Labour market services Client services Information services Individual case-management Other activities of the PES Administration of LMP measures Administration of LMP supports Others services / activities Adjustment for double counting, category 1
2 2.1 2.2 2.3 2.4 2.A	Training Institutional training Workplace training Alternate training Special support for apprenticeship Adjustment for double counting, category 2
3 3.1 3.2 3.A	Job rotation and job sharing Job rotation Job sharing Adjustment for double counting, category 3
4 4.1 4.1.1 4.1.2 4.2 4.A	Employment incentives Recruitment incentives Permanent Temporary Employment maintenance incentives Adjustment for double counting, category 4
5 5.1 5.2 5.A	Supported employment and rehabilitation Supported employment Rehabilitation Adjustment for double counting, category 5
6 6.A	Direct job creation Adjustment for double counting, category 6
7 7.A	Start-up incentives Adjustment for double counting, category 7
8 8.1 8.1.1 8.1.2 8.2 8.3 8.4 8.5 8.A	Out-of-work income maintenance and support Full unemployment benefits Unemployment insurance Unemployment assistance Partial unemployment benefits Part-time unemployment benefits Redundancy compensation Bankruptcy compensation Adjustment for double counting, category 8
9 9.1 9.1.1 9.1.2 9.2 9.2.1 9.2.2 9.A	Early retirement Conditional Full Partial Unconditional Full Partial Adjustment for double counting, category 9
X	Not classified


E.3 Breakdown by type of expenditure

Category	Name	eurostat
1	Total	
2	Transfers to individuals	
2.1	Periodic cash payments	
2.2	Lump-sum payments	
2.3	Reimbursements	
2.4	Reduced social contributions	
2.5	Reduced taxes	
3	Transfers to employers	
3.1	Periodic cash payments	
3.2	Lump-sum payments	
3.3	Reimbursements	
3.4	Reduced social contributions	
3.5	Reduced taxes	
4	Transfers to service providers	

E.4 Abbreviations by country

Country/Abbreviation	Meaning
	
Belgium	
APE	Aides à la promotion de l'emploi
CAO 26	Collectieve arbeidsovereenkomst 26
CBO	Centrum voor Begeleiding en Opleiding
CG	Communauté germanophone
CPAS	Centre public d'action sociale
FBI	Fonds budgétaire interdépartemental
Fed	Fédéral
RBC	Région Bruxelles-capitale
RF	Région flamande
RW	Région wallonne
SINE	Economie d'insertion sociale
WEP	Werkvervangingsprogramma's
Bulgaria	
EA	Employment Agency
Czech Republic	
SÚMP	Společensky účelná pracovní místa
SVC-SÚMP	Samostatná výdělečná činnost - společensky účelné pracovní místo
VPP	Verejné prospešné práce
Denmark	
Germany	
ABM	Arbeitsbeschaffungsmaßnahmen
ALG II	Arbeitslosengeld II
Estonia	
Ireland	
BTEA	Back to education allowance
BWEA	Back to work enterprise allowance
FÁS	An Foras Aiseanna Saothair (The training and employment authority)
PRSI	Pay related social insurance
VTOS	Vocational training opportunities scheme
Greece	
ESPA	System of protection against unemployment
KEK	Centres for vocational training
LAEK	Employment and Vocational Training Fund
OAED	Greek Manpower Employment Organisation
ORP	Operational Regional Programmes
Spain	
C.O	Casas de oficio
E.T	Programa de escuelas-taller
FIP	Formación e inserción profesional
T.E	Talleres de Empleo


E.4 Abbreviations by country

Country/Abbreviation	Meaning
	
France	
AFPA	Association pour la formation professionnelle des adultes
AFPE/PARE	Actions de formation préalable à l'embauche (Plan d'aide au retour à l'emploi)
AGEFIPH	Association pour la gestion de l'emploi, la formation et l'insertion professionnelle des personnes handicapées
ANPE	Agence nationale pour l'emploi
APEC	Association pour l'emploi de cadres
APR	Action préparatoire au recrutement
AREF	Allocation d'aide au retour à l'emploi - formation
ATA	Allocation temporaire d'attente
CAE	Contrat d'accompagnement dans l'emploi
CAT	Centre d'aide par le travail (pour handicapés)
CATS	Cessation d'activité de certains travailleurs salariés
CAV	Contrat d'avenir
CEC	Contrat emploi consolidé
CES	Contrat emploi solidarité
CIE	Contrat initiative emploi
CIE-PCS	Contrat initiative emploi (Plan de cohésion sociale)
CI-RMA	Contrat d'insertion - Revenu minimum d'activité
CIVIS	Contrat d'insertion dans la vie sociale
CRP	Convention de reclassement personnalisé
FNE	Fonds national pour l'emploi
IRILL	Insertion, réinsertion et lutte contre l'illettrisme
ML	Mission locale
PAIO	Permanence d'accueil, d'information et d'orientation
PARE	Plan d'aide au retour à l'emploi
UNEDIC	Union Nationale interprofessionnelle pour l'emploi dans l'industrie et le commerce
ZRR	Zones de revitalisation rurale
ZRU	Zones de redynamisation urbaine
Italy	
CIGS	Cassa integrazione guadagni straordinaria
LSU	Lavori socialmente utili
SIL	Servizio d'Informazione sul Lavoro
Cyprus	
Latvia	
Lithuania	
EURES	European Employment Services
Luxembourg	
ADEM	Administration de l'emploi
SNAS	Service National d'Action Sociale
Hungary	
Malta	
ESTS	Extended Skill Training Scheme
ETC	Employment & Training Corporation
TAS	Technician Apprenticeship Scheme

E.4 Abbreviations by country


Country/Abbreviation	Meaning
	
Netherlands	
ABW	Algemene bijstandswet
BKWI	Bureau keteninformatisering werk en inkomen
CWI	Centra voor werk en inkomen
HVS	Hoofdelijk versnelde scholing
ID	Instroombanen/Doorstroombanen
IOAW	Wet inkomensvoorziening oudere en gedeeltelijk arbeidsongeschikte werkloze werknemers
IOAZ	Wet inkomensvoorziening oudere en gedeeltelijk arbeidsongeschikte gewezen zelfstandigen
REA	Reintegratie arbeidsgehandicapten
RSP	Regeling schoonmaakdiensten particulieren
SVWW	Stimuleringsregeling Vacaturevervulling door Werklozen en met werkloosheid bedreigde Werknemers
TW	Toeslagenwet
UBdt	Unemployment benefits during training
UWV	Uitvoeringsorganisatie werknemersverzekeringen
VLW	Afdachtsvermindering langdurig werklozen
VO	Afdachtsvermindering onderwijs
WRO	Wachtgeldregeling voormalig overheidspersoneel
WSW	Wet sociale werkvoorziening
WVA	Wet vermindering afdracht loonbelasting en premies volksverzekeringen
WW	Werkloosheidswet
WWB	Wet werk en bijstand
Austria	
ADAPT	EU Gemeinschaftsinitiative ADAPT
ALG	Arbeitslosengeld
BSB	Bundesamt für Soziales und Behindertenwesen
BUAK	Bauarbeiterurlaubs- und Abfertigungskasse
EB	Eingliederungsbeihilfe
EQUAL	EU Gemeinschaftsinitiative EQUAL
GB	Gründungsbeihilfe
GBP	Gemeinnützige Beschäftigungsprojekte
JASG	Jugendausbildungs-Sicherungsgesetz
SÖB	Sozialökonomische Betriebe
SOL	Solidaritätsprämienmodell
SUG	Sonderunterstützung
TEP	Territoriale Beschäftigungspakte
UGP	Unternehmensgründungsprogramm
Poland	
SWE	Sheltered work establishments
Portugal	
ACPE	Apoio a criação de proprio emprego
ILE	Iniciativas Locais de Emprego
PROFIJ	Programa formativo de inserção de jovens
PROSA	Programa social de ocupação de adultos
Romania	
ANOFM	National Agency for Employment
Slovenia	
PUM	Projektno ucenje za mlajše odrasle
Slovakia	
Finland	
Sweden	
OSA	Offentligt skyddat arbete


E.4 Abbreviations by country

Country/Abbreviation	Meaning
	
United Kingdom BTWB IAP JSA NDDP NDLP NDPU WBLA	Back to work bonus Individual action plan Jobseekers allowance New Deal for Disabled People New Deal for Lone Parents New Deal for partners of unemployed people Work based learning for adults
Norway AB AMO BIO KAJA KAT NAV VALS	Arbeid med bistand Arbeidsmarkedsoppl�ring Bedriftsintern oppl�ring Kompetanse, arbeidstrening og jobbskaping for arbeidsledige Formidlingstjenester Labour and Welfare Administration Formidlingstjenester ventel�nn


E.5 National data sources (expenditure)

The LMP data collection is based on administrative data collated from relevant sources in each country. This table shows the original source of data on expenditure for each intervention. See Table E.4 for abbreviations.

Country/Source	Interventions 
Belgium	
ACTIRIS- Office régional bruxellois de l'emploi	64
AWIPH - Agence wallonne pour l'intégration des Personnes Handicapés	104-116
CG: Communauté germanophone	44
COCOF: Commission Communautaire Française	82
Fed - Ministère de l'Emploi et du Travail	3,8,19,21,22,34,37,38,39,43,61
Fed, RF, RW, RBC, CG	1,18
ONEM: Office national d'emploi	88,89,90,91,96,99,100
ONSS - Office National de Sécurité Sociale (fed)	95
RBC - Office régional bruxellois de l'emploi (ORBEM)	25,28,42,45,50,52,68,70,71,78
RF - Ministerie van de Vlaamse Gemeenschap	27,40,54,65,66,73,84,85,86,118,119
RF, RW	14
RW - Ministère de la Région wallonne	10,12,13,30,41,58,60,63,72,75,76,77,101
SPP - Intégration Sociale (fed)	92,93,94
VDAB - Vlaamse Dienst voor Arbeidsbemiddeling en Beroepsopleiding	120
No answer	26,56,83,97,121
Bulgaria	
Employment Agency	1-36, 42-56
National Social Security Institute	37,38
Czech Republic	
Ministry of Labour and Social Affairs (Financing employment services unit)	1-19
No answer	20
Denmark	
The local government: municipalities' accounts	2, 9, 11
The State/Central government accounts	1, 3, 5, 6, 8, 10, 17, 20, 21, 24, 26, 28, 29-33
No answer	7, 25
Germany	
Bundesagentur für Arbeit	64,67
Bundesagentur für Arbeit: Haushalt	1-12,14-53,65,66,69-71,73-77,79-83
Bundesagentur für Arbeit: Haushalt und Controlling	63
No answer	13,72,78,84
Estonia	
Budget of Estonian Labour Market Board	1-5,7,15-20
Unemployment insurance fund	9,10
No answer	6
Ireland	
Department Enterprise and Employment	49,50
Department of Education and Science	34,35
Department of Social and Family affairs (DSFA)	1,2,3,4,7,10,12
FÁS	15,22,23,36-45,51-60
No answer	5,9


Country/Source	Interventions 
Greece	
Ministry of Employment and Social Protection	42, 76, 77
Ministry of Merchant Marine	37
OAED / Department of Special Social Groups	1, 31
OAED/ Department of Economics	9, 22, 23, 27, 28, 58, 60, 73, 80, 82-84, 86
OAED/ Department of Insurance/ Department of Statistics	24, 71
Vocational Training S.A.	87-92
No answer	6, 8, 29, 32, 33, 51, 62-67, 69, 70, 74, 75, 79
Spain	
Comunidades Autónomas, Departamentos de Empleo Autonómicos	34,35,36,40,41,42,43,44,46,47,48,49,53,62,63,64,65,66,67
MTAS, Dirección General de Fomento de la Economía Social y del Fondo Social Europeo	23
MTAS, Dirección General de Ordenación de las Migraciones	22
MTAS, Dirección General de Trabajo	2
MTAS, Instituto Nacional de Empleo	3-11,14,16-21,25-28,30,32,56-61
No answer	19,24,29,33,37,38,39,45,52
France	
AGEFIPH	49,74
ANPE	42,53-56
APEC	43
Conseils régionaux	85
Fonds de solidarité	2,3,72
Ministère de l'emploi	4,10,11,18,20,24,26,28,32,33,36,38bis,44-46,48,57,60-62,67,79-82,87,88
Ministère de l'emploi + UNEDIC	6,34,38,76,84
Ministère de l'emploi et de la solidarité	47,89
Ministères de l'emploi et de la solidarité + des finances	22,59
Ministères de l'emploi + des DOM + ACOSS	39,40,83
Ministères de l'emploi et de la solidarité + des finances + ACOSS	37
UNEDIC	1,8,63-66,70,71,73,86
No answer	77,78
Italy	
INPS	3,3a,8,10,11,16,24,25,32,35,36,49,51,53,55,59,60,65,67,71-78,80,81,89,91,93-98,118-120
ISFOL processing of Ministry of Economy (RGS) data	100-117,122
Ministero del Lavoro e delle Politiche Sociali	124
Ministero delle Finanze	57
Sviluppo Italia	19
No answer	90,121
Cyprus	
Department of Labour - Ministry of Labour and Social Insurance	9,13,14
Human Resource Development Authority - Department of Vocational Training Services	3-8
Ministry of Commerce, Industry and Tourism - Industrial Development Service	1,2
Services for the Care and Rehabilitation of the Disabled - Ministry of Labour and Social Insurance	16-19
Social Insurance Services - Ministry of Labour and Social Insurance	20,21
Social Welfare Services - Ministry of Labour and Social Insurance	10,11,12
No answer	15


Country/Source	Interventions 
Latvia	
Professional Career Counselling State Agency	1
Society Integration Foundation	31,33
State agency "Insolvency Administration"	16
State Employment Agency	2,3,4,13,14,17,23,24,26-30,34,35
State Social Insurance Agency	15
No answer	25
Lithuania	
Garantee Fund administration unit	22
Ministry of Social Security and Labour	1-21,23,24,28,29-35
No answer	4
Luxembourg	
ADEM	35
ADEM/STH	20-23,27
Administration des contributions directes	9
MTE	1-8,10,11,13,14,19,24,25,26,28,29,31-33
Service national d'action sociale	34,36
Hungary	
Labour Market Fund	1-31
Malta	
ETC	1-6,8-10,12,17,19,23-24,27
Ministry for the Family & Social Solidarity, Department of Social Security	28,29
Netherlands	
Ministry of Finance	58
Ministry of Social Affairs and Employment	1-56,59-64
Statistics Netherlands	61
Austria	
AMS DWH	5,6,7,11-17,20
BMSG	34,35,37,44
BMWA	1-4,8,9,18,19,25-28,30,32,33,49,54-59,62-64
BUAK	21
No answer	60,61,65
Poland	
MPiPS	15-35,40
PFRON	1-14,42
ZUS	36,37
No answer	41,43
Portugal	
DRFP	26,84,127,128,132
IEFP	4,14,33,34,69,116,125,133,134
IEFP & DRFP	3,22-25,68,96,115
IEFP & DRFP & OEFP	7,95
IGFSE & IEFP & DRFP	63,64,67
IGFSS	1,61,62,75,76,104
II	29,31,37,41,44
OEFP	86,97-99,114,122,131
Romania	
National Agency for Employment	2-31,35,36,40,41,42
No answer	33,39


Country/Source	Interventions 
Slovenia	
Ministry of Labour, Family and Social Affairs (MLSFA)	2-16,18-46,51,58
PES (ZRSZ)	17,48,57
No answer	59
Slovakia	
Center of Labour, Social Affairs and Family	1-13,20
Social Insurance Agency	14-16
Finland	
Finnish Centre for Pensions	26
Finnish Centre for Pensions and Social Insurance Institution	3
Insurance Rehabilitation Association	27
Insurance Supervisory Authority	1,30,31
Insurance Supervisory Authority and Social Insurance Institution	16,17
Insurance Supervisory Authority, Social Insurance Institution and Ministry of Labour	6
Ministry of Labour	5,7-13,18,20-22,28,46-51,55,56
Ministry of Social Affairs and Health	34
Social Insurance Institution	2,4,15,25,32,33,35
Social Insurance Institution and Ministry of Labour	36
Sweden	
The Swedish National Financial Management Authority (ESV)	3,21,30
The Swedish National Labour Market Board (AMS).	6,7,9,12-16,19,20,31,35-37,40,42-45,47,49,50,53,56,60-65,67-69
United Kingdom	
DELNI annual accounts	53
Department for work and pensions (DWP)	3,29,45
Dept for Education and Skills (annual departmental report)	40
Jobcentre Plus administrative data	49
Jobcentre Plus Annual Report and Accounts	1,2,4,9-12,24,31,33,35,37,38,41,43,44,46-48
No answer	50,51
Norway	
National accounts	1-35


E.6 National data sources (participants)

The LMP data collection is based on administrative data collated from relevant sources in each country. This table shows the original source of data on participants for each intervention. See Table E.4 for abbreviations.

Country/Source	Interventions 
Belgium	
AWIPH - Agence wallonne pour l'intégration des Personnes Handicapées	104-116
CG	44
Fed - Ministère de l'Emploi et du Travail	3,8,19,21,22,34,37,38,39,43,61
Fed, RF, RW, RBC, CG	1,18
ONEM: Office national d'emploi	88-91,96,99,100
ONSS - Office National de Sécurité Sociale (fed)	95
RBC - Office régional bruxellois de l'emploi (ORBEM)	25,28,42,45,50,52,64,68,70,71,78,82
RF - Ministerie van de Vlaamse Gemeenschap	27,40,54,65,66,73,84-86
RF, RW	14
RF, RW, RBC, CG	62
RW - Ministère de la Région wallonne	10,12,13,30,41,58,60,63,72,75,76,77,101
SPP - Intégration Sociale (fed)	92,93,94
VDAB - Vlaamse Dienst voor Arbeidsbemiddeling en Beroepsopleiding	120
No answer	26,56,83,97,118,119,121
Bulgaria	
Employment Agency	5-36,39-56
National Social Security Institute	37,38
No answer	1-4
Czech Republic	
Ministry of Labour and Social Affairs (Financing employment services unit)	10
Ministry of Labour and Social Affairs (Labour market unit)	1-5,7-9,12,13,15-19
No answer	6,14,20
Denmark	
Employees Guarantee Fund annual report	25
Ministry of employment	5, 32
Register on labour market measures	3, 6-10, 17, 21, 22, 26, 31, 33
Register on unemployment	1, 2
The local government: municipalities' accounts	20, 28, 29
The State/Central government accounts	24, 30, 35-37
Germany	
Bundesagentur für Arbeit	48,70,77,78
Bundesagentur für Arbeit: DWH	1,2,4,6,11,14,19,23,24,31,39,40,43,61,65,66, 69,71,79,82,83
Bundesagentur für Arbeit: DWH MSI	7,9,12,16,18,21,22,27,35,41,42,44,46,47,49,53,73, 74,75,76
Bundesagentur für Arbeit: Stada	15,34,52,80,81
No answer	13,63,64,67,72,84
Estonia	
Budget of Estonian Labour Market Board	2-7,12-20
Unemployment insurance fund	9,10
No answer	1

Country/Source	Interventions 
Ireland	
CSO, Ireland	1,2,48
Department Enterprise and Employment	49,50
Department of Education and Science	34,35
Department of Social, Community and Family Affairs (DSCFA)	5
Department of Social and Family affairs (DSFA)	3,4,7,10,12
FÁS	15,23,37-41,43,45,51,52,55,60
No answer	9,22,36,57,58,59
Greece	
Ministry of Employment and Social Protection	33, 42, 76, 77
Ministry of Merchant Marine	37
OAED / Department of Employment	9
OAED / Department of Special Social Groups	1, 31, 58, 73
OAED/ Department of Economics	22, 28, 71, 80, 82, 83, 86
Vocational Training S.A.	87-92
No answer	6, 8, 23, 24, 27, 29, 32, 51, 60, 62-67, 69, 70, 72, 74, 75, 79, 84
Spain	
Comunidades Autónomas, Departamentos de Empleo Autonómicos	34-36,40-44,46-49,53,62-64,66,67
MTAS, Dirección General de Fomento de la Economía Social y del Fondo Social	23
MTAS, Dirección General de Ordenación de las Migraciones	22
MTAS, Dirección General de Trabajo	2
MTAS, Instituto Nacional de Empleo	3-11,14,16-18,20,21,25-28,30,32,50,51,54,59-61
No answer	19,24,29,33,37-39,45,52,56-58,65
France	
AFPA	10,57
AGEFIPH	49,74
ANPE	53-56,68,69
APEC	43
Conseils régionaux	85
Ministère de l'emploi	26,39,40,48,77
Ministère de l'emploi (DARES)	4,20,22,24,28,32,33,36,37,38,38bis,44,45,46, 59,60,61,67,76,79,81-83,88
Ministère de l'emploi (DGEFP)	11
Ministère de l'emploi + UNEDIC	62
Ministère de l'emploi et de la solidarité	47,80
UNEDIC	1-3,6,8,34,63-66,70-72,84,86,89
No answer	18,42,73,75,78,87
Italy	
INPS	3,3a,8,10,11,16,24,25,32,35,36,49,51,53,59,60,67, 71-78,80,81,89-91,93,94,96,97,98,118-120
ISFOL processing of Ministry of Economy (RGS) data	100-110,112,113,115,116,117,122
Sviluppo Italia	19
No answer	0,1,55,57,65,111,114,121,124
Cyprus	
Department of Labour - Ministry of Labour and Social Insurance	9
Human Resource Development Authority - Department of Vocational Training	3,4,6,7,8
Ministry of Commerce, Industry and Tourism - Industrial Development Service	1,2
Services for the Care and Rehabilitation of the Disabled - Ministry of Labour and Social Insurance	15,19
Social Insurance Services - Ministry of Labour and Social Insurance	20,21
Social Welfare Services - Ministry of Labour and Social Insurance	10,11,12
No answer	5,13,14,16-18

Country/Source	Interventions 
Latvia	
Professional Career Counselling State Agency	25
Society Integration Foundation	31,33
State agency "Insolvency Administration"	16
State Employment Agency	2-4,13,14,20-24,26-30,34,35
State Social Insurance Agency	15
No answer	1,17
Lithuania	
Garantee Fund administration unit	22
Lithuanian Labour Exchange	1-6,8-11,13-16,21,23,25-34
Lithuanian Labour Market Training Authority	12
Ministry of Social Security and Labour	35
No answer	7,17-20,24
Luxembourg	
ADEM	1,3-10,14,24,25,26,28-33,35
ADEM/STH	20-23,27
MENFP	11
MTE	2,13,19
Service national d'action sociale	34
No answer	36
Hungary	
National Employment Office	1,3-6,8,11-19,21-25,28-31
No answer	7,10,20
Malta	
ETC	1-6,8-10,12,17,19,23-24,27
Ministry for the Family & Social Solidarity, Department of Social Security	28,29
Netherlands	
CWI	39,43-45
Ministry of Finance	1,58
Ministry of Social Affairs and Employment	6,14,32,40,46-48,50-54,56,59,60
Statistics Netherlands	31,33,61,64
Austria	
AMS DWH	1,2,4-9,11-18,20,25-28,32,49-54,63,64
BMSG	34,35,37
BMWA	3,19,30,32,33,60,61,65
BUAK	21
No answer	44,55-59,62
Poland	
MPiPS	15-24,27-30,34,35,38,39,40
PFRON	1-6,8,10-14,42
ZUS	36,37
No answer	7,9,25,26,31,32,33,41,43
Portugal	
DRFP	26,84,127,128,132
IEFP	4,14,33,34,69,116,125,133,134
IEFP & DRFP	3,22-25,68,96,115
IEFP & DRFP & OEFP	7,95,120,121,130
IGFSE & IEFP & DRFP	63,64,67
II	1,29,31,37,41,44,61,75,76,104
OEFP	86,97-99,114,122,131

Country/Source	Interventions 
Romania National Agency for Employment No answer	2-23,25-31,33-42 24,32
Slovenia PES (ZRSZ) No answer	2-16,18-32,38-58 17,35,59
Slovakia Center of Labour, Social Affairs and Family Social Insurance Agency No answer	3-12,17-19 14-16 1,2,13,20
Finland Finnish Centre for Pensions Insurance Rehabilitation Association Insurance Supervisory Authority Ministry of Labour Ministry of Social Affairs and Health Social Insurance Institution	26 27 1,30,31 3,5-13,15-17,20-22,28,35-38,40-51,55,56 34 2,4,25,32,33
Sweden County Administrative Boards The Samhall Group The Swedish National Labour Market Board (AMS). No answer	30 21 3,6,7,9,12-16,20,31,36,37,40,42-45,47,49,50-53,59 65,67-69 19,35,56
United Kingdom Department for work and pensions (DWP) New Deal evaluation database Reemploy No answer	3,12,29,39,44,45 1,2 33 4,9,10,11,24,31,35,37,38,40,41,43,46-51,53
Norway National accounts Norwegian Labour and Welfare Administration No answer	1-6,8,11-25,27-36 7 9,26,37

European Commission

Labour market policy — expenditure and participants — Data 2006

Luxembourg: Office for Official Publications of the European Communities

2008 — 205 pp. — 21 x 29.7 cm

ISBN 978-92-79-08999-2

ISSN 1725-602X



Labour market policy — expenditure and participants

Data 2006

This is the 9th edition of the *Labour Market Policy (LMP)* database publication. It presents data on public expenditure and participants (or beneficiaries) of LMP interventions in 2006. In addition, new tables with time series for the years 1998-2006 are included, showing LMP expenditure at constant price levels as well as stock data by age and sex.

<http://ec.europa.eu/eurostat>

