

## Labour market policy – expenditure and participants

Data 2007

2009 edition



# **Labour market policy — expenditure and participants**

Data 2007

2009 edition

*Europe Direct is a service to help you find answers  
to your questions about the European Union*

Freephone number (\*):

**00 800 6 7 8 9 10 11**

(\*): Certain mobile telephone operators do not allow access  
to 00 800 numbers or these calls may be billed.

More information on the European Union is available on the Internet (<http://europa.eu>).

Luxembourg: Publications Office of the European Union, 2009

ISBN 978-92-79-13348-0

ISSN 1725-602X

doi: 10.2785/3220

Cat. No.: KS-DO-09-001-EN-N

**Theme: Population and social conditions**

**Collection: Statistical books**

© European Communities, 2009

© Cover photo: Phovoir

Eurostat is the Statistical Office of the European Communities. Its mission is to provide the European Union with high-quality statistical information. For that purpose, it gathers and analyses figures from the national statistical offices across Europe and provides comparable and harmonised data for the European Union to use in the definition, implementation and analysis of Community policies. Its statistical products and services are also of great value to Europe's business community, professional organisations, academics, librarians, NGOs, the media and citizens.

Eurostat's publications programme consists of several collections:

- **News releases** provide recent information on the Euro-Indicators and on social, economic, regional, agricultural or environmental topics.
- **Statistical books** are larger A4 publications with statistical data and analysis.
- **Pocketbooks** are free of charge publications aiming to give users a set of basic figures on a specific topic.
- **Statistics in focus** provides updated summaries of the main results of surveys, studies and statistical analysis.
- **Data in focus** present the most recent statistics with methodological notes.
- **Methodologies and working papers** are technical publications for statistical experts working in a particular field.

Eurostat publications can be ordered via the EU Bookshop at <http://bookshop.europa.eu>.

All publications are also downloadable free of charge in PDF format from the Eurostat website <http://ec.europa.eu/eurostat>. Furthermore, Eurostat's databases are freely available there, as are tables with the most frequently used and demanded short- and long-term indicators.

Eurostat has set up with the members of the 'European statistical system' (ESS) a network of user support centres which exist in nearly all Member States as well as in some EFTA countries. Their mission is to provide help and guidance to Internet users of European statistical data. Contact details for this support network can be found on Eurostat Internet site.



# CONTENTS

<b>A INTRODUCTION</b>	<b>5</b>
A.1 Important remarks	7
A.2 Key to symbols and abbreviations	9
<b>B EXPENDITURE</b>	<b>11</b>
B.1 LMP expenditure by type of action and expenditure indicators, 2007	12
B.1.1 LMP expenditure by category	12
B.1.2 Share of LMP expenditure by category	13
B.1.3 LMP expenditure as a percentage of GDP	14
B.1.4 LMP expenditure per person wanting to work (in PPS)	16
B.2 LMP expenditure by type, 2007	18
B.2.1 LMP expenditure by type (LMP measures, categories 2-7)	18
B.2.2 LMP expenditure by type (LMP supports, categories 8-9)	19
B.2.3 Share of LMP expenditure by type (LMP measures, categories 2-7)	20
B.2.4 Share of LMP expenditure by type (LMP supports, categories 8-9)	21
B.3 LMP expenditure by intervention and by type of action, 2007	
B.3.1 Belgium	22
B.3.2 Bulgaria	25
B.3.3 Czech Republic	28
B.3.4 Denmark	29
B.3.5 Germany	30
B.3.6 Estonia	32
B.3.7 Ireland	33
B.3.8 Greece (2006 data)	35
B.3.9 Spain	38
B.3.10 France	40
B.3.11 Italy	42
B.3.12 Cyprus	45
B.3.13 Latvia	47
B.3.14 Lithuania	48
B.3.15 Luxembourg	50
B.3.16 Hungary	52
B.3.17 Malta	53
B.3.18 Netherlands	55
B.3.19 Austria	57
B.3.20 Poland	59
B.3.21 Portugal	61
B.3.22 Romania	64
B.3.23 Slovenia	66
B.3.24 Slovakia	68
B.3.25 Finland	69
B.3.26 Sweden	71
B.3.27 United Kingdom	73
B.3.28 Norway	75
B.4 LMP expenditure at constant price levels, 1998-2007	77
B.4.1 LMP expenditure at constant price levels, total (categories 1-9)	77
B.4.2 LMP expenditure at constant price levels, services (category 1)	78
B.4.3 LMP expenditure at constant price levels, measures (categories 2-7)	79
B.4.4 LMP expenditure at constant price levels, supports (categories 8-9)	80

<b>C PARTICIPANTS</b>	<b>81</b>
C.1 LMP stocks by type of action, 2007	82
C.1.1 LMP stocks by category (total)	82
C.1.2 LMP stocks by category (under 25s)	83
C.1.3 LMP stocks by category (women)	84
C.1.4 Share of LMP stocks by category (total)	85
C.1.5 Share of LMP stocks by category (under 25s)	86
C.1.6 Share of LMP stocks by category (women)	87
C.2 LMP entrants by type of action, 2007	88
C.2.1 LMP entrants by category (total)	88
C.2.2 LMP entrants by category (under 25s)	89
C.2.3 LMP entrants by category (women)	90
C.2.4 Share of LMP entrants by category (total)	91
C.2.5 Share of LMP entrants by category (under 25s)	92
C.2.6 Share of LMP entrants by category (women)	93
C.3 Participant indicators, 2007	
C.3.1 Regular activation	94
C.3.2 Regular activation (men)	95
C.3.3 Regular activation (women)	96
C.4 LMP participants by intervention and by type of action, 2007	
C.4.1 Belgium	97
C.4.2 Bulgaria	102
C.4.3 Czech Republic	106
C.4.4 Denmark	108
C.4.5 Germany	110
C.4.6 Estonia	113
C.4.7 Ireland	115
C.4.8 Greece (2006 data)	117
C.4.9 Spain	120
C.4.10 France	124
C.4.11 Italy	127
C.4.12 Cyprus	132
C.4.13 Latvia	135
C.4.14 Lithuania	137
C.4.15 Luxembourg	139
C.4.16 Hungary	141
C.4.17 Malta	143
C.4.18 Netherlands	145
C.4.19 Austria	148
C.4.20 Poland	151
C.4.21 Portugal	154
C.4.22 Romania	158
C.4.23 Slovenia	161
C.4.24 Slovakia	163
C.4.25 Finland	165
C.4.26 Sweden	167
C.4.27 United Kingdom	169
C.4.28 Norway	171



C.5	LMP stocks by type of intervention, 1998-2007	173
C.5.1	<i>Stocks of participants in LMP measures (categories 2-7), total</i>	173
C.5.2	<i>Stocks of participants in LMP measures (categories 2-7), under 25s</i>	174
C.5.3	<i>Stocks of participants in LMP measures (categories 2-7), women</i>	175
C.5.4	<i>Stocks of participants in LMP supports (categories 8-9), total</i>	176
C.5.5	<i>Stocks of participants in LMP supports (categories 8-9), under 25s</i>	177
C.5.6	<i>Stocks of participants in LMP supports (categories 8-9), women</i>	178
<b>D</b>	<b>EXTERNAL AND REFERENCE DATA</b>	<b>179</b>
D.1	GDP, exchange rates, purchasing power parities and price deflator	180
D.1.1	<i>GDP, exchange rates and purchasing power parities, 2007</i>	180
D.1.2	<i>Price deflator: Household and NPISH final consumption expenditure, 1998-2007</i>	181
D.2	Numbers of unemployed and other jobseekers, 2007	182
D.2.1	<i>Registered jobseekers and registered unemployed, all ages</i>	182
D.2.2	<i>Registered jobseekers and registered unemployed, youth (under 25s)</i>	183
D.2.3	<i>Registered unemployed by sex, age and duration of unemployment, all ages</i>	184
D.2.4	<i>Registered unemployed by sex, age and duration of unemployment, youth (under 25s)</i>	185
D.2.5	<i>Registered unemployed by sex, age and duration of unemployment, adults (25+)</i>	186
D.2.6	<i>ILO unemployed, labour reserve and population wanting to work, total aged 15-64</i>	187
D.2.7	<i>ILO unemployed, labour reserve and population wanting to work, men aged 15-64</i>	188
D.2.8	<i>ILO unemployed, labour reserve and population wanting to work, women aged 15-64</i>	189
<b>E</b>	<b>REFERENCE INFORMATION</b>	<b>191</b>
E.1	LMP questionnaire	192
E.2	Classification by type of action	194
E.3	Breakdown by type of expenditure	195
E.4	Abbreviations by country	196
E.5	National data sources (expenditure)	199
E.6	National data sources (participants)	203



## **A INTRODUCTION**

Labour market policy (LMP) statistics provide information on *labour market interventions*<sup>1</sup>, which are government actions to help and support the unemployed and other disadvantaged groups in the transition from unemployment or inactivity to work. Except where otherwise specified, all data shown in this publication are derived from Eurostat's LMP database<sup>2</sup>.

The scope of LMP statistics is limited to interventions that are explicitly targeted at groups of persons with difficulties in the labour market. The primary target groups in most countries are those people who are registered as unemployed by national public employment services (PES) or who are currently employed but at risk of involuntary job loss due to difficult economic circumstances for their employer – a situation that is particularly relevant in the current crisis. However, policy objectives at European and national levels are increasingly focused not only on these groups but on a wider range of people that face disadvantages and barriers that may prevent them from joining or rejoining the labour force – for example, women re-entering work after a family break, young people looking for their first job, older workers and disabled workers. Therefore, people currently considered as inactive but who would like to enter the labour market are also treated as an important LMP target group.

Each country has a different approach to LMP and implements interventions that are customised to the situation of the national labour market and the different groups of people that are struggling to find work. Information on national interventions is collected annually from administrative sources in each country and is then categorised according to the Eurostat LMP methodology<sup>3</sup> in order to ensure that the information on LMP interventions undertaken across Europe is presented in a way that is as consistent and comparable as possible between types of interventions and countries and through time.

LMP interventions are classified by type of action into three broad types – services, measures and supports – and into 9 detailed categories.

*LMP services* cover all services and activities of the Public Employment Services (PES) together with any other publicly funded services for jobseekers. Services include the provision of information and guidance about jobs, training and other opportunities that are available and advice on how to get a job (e.g. assistance with preparing CVs, interview techniques, etc.).

#### 1. Labour market services

*LMP measures* cover interventions that aim to provide people with new skills or experience of work in order

to improve their employability or that encourage employers to create new jobs and take on unemployed people and other target groups. Measures include various forms of intervention that "activate" the unemployed and other groups by obliging them to participate in some form of activity in addition to basic job search, with the aim of improving their chances of finding regular employment afterwards. They are mostly short-term and temporary actions but ongoing support for jobs that would otherwise not be sustained in the regular labour market is also covered.

2. Training
3. Job rotation and job sharing
4. Employment incentives
5. Supported employment and rehabilitation
6. Direct job creation
7. Start-up incentives

*LMP supports* cover financial assistance that aims to compensate individuals for loss of wage or salary and to support them during job-search (i.e. mostly unemployment benefits) or which facilitates early retirement.

8. Out-of-work income maintenance and support
9. Early retirement

LMP statistics include information on the expenditure and participants of each intervention:

- *Expenditure*: Data on expenditure cover the direct costs of each LMP intervention – public expenditure that may include cash payments transferred either directly (benefits for individuals or subsidies to employers) or as reimbursements for costs incurred; the value of directly provided goods and services (e.g. the cost of training courses); or the value of revenue foregone through reductions in obligatory levies (e.g. temporary exemption to social security contributions for employers taking on an unemployed person). Any other indirect costs are considered as part of the administration costs of an intervention and are covered only in sub-category 1.2 Other activities of the PES (Public Employment Services).

- *Participants*: Various observations of participants in LMP interventions are collected. Stock data (annual average) refer to the average number of persons participating in an intervention at a given moment during the year and are usually calculated from the administrative data as an average of the stock at the end of each month. The annual average stock can also be interpreted as the number of person-years of participation in an intervention. Flow data describe the number of people joining (entrants) or leaving an intervention (exits) during the year. Each new start or ending spell of participation is counted so that the same individual may be counted more than once.

## LMP indicators and the European Employment Strategy (EES)

LMP statistics are an important source of data for monitoring of Guideline 19 of the European Employment Strategy (EES) which advocates active and preventive labour market measures as part of an integrated policy approach towards full employment and inclusive labour markets for job-seekers and disadvantaged people.

Three of the EES indicators based on LMP data are included in this publication:

- 19.M2 Activation/Support (see Tables C.3.1 - C.3.3)
- 19.A5 LMP expenditure (see Table B.1.3)
- 19.A6 LMP expenditure per person wanting to work (see Table B.1.4)

### Coherence with the OECD LMP database

In 2004, the OECD adopted Eurostat's methodology (classifications and guidelines) by means of an official communication addressed to all OECD member countries. Since then, data on LMP expenditure and participants published by the OECD in "Employment Outlook" for the EU countries and Norway have been collected and carefully validated annually by Eurostat before being sent, together with all related metadata, to the OECD.

The only divergence between the two databases is in category 1 (Labour market services), where OECD prefers to maintain a different coverage and has, for some countries, either supplemented or excluded parts of the Eurostat data. Eurostat's definition of category 1 "Labour market services" is designed to collect the total expenditure of the Public Employment Services (PES) and to then disaggregate this figure to identify "client services" and particularly "individual case-management" services, which are highly relevant to the activation/prevention approach of the European Employment Strategy. Eurostat's approach means that the costs of benefit administration are not included when this function is undertaken by organisations other than the PES. OECD, on the other hand, attempts to include benefit administration for all countries, irrespective of the organisation responsible. Moreover, for some countries, it also excludes PES expenditure on functions considered to be outside the scope of LMP.

### A.1 Important remarks

#### 1. Source of data

Unless otherwise specified, all data presented in this publication were extracted from the Eurostat LMP database<sup>2</sup> in the period 20-30 July 2009.

## 2. LMP Methodology

The LMP data collection has a comprehensive methodology which defines the scope of the data collection, the statistical unit and coverage, describes the classification system and gives precise guidelines on the data to be provided. Users of LMP data are recommended to refer to this methodology in order to facilitate interpretation of the data included in this publication. The methodology is available at the Eurostat website<sup>3</sup>.

### 3. Labour market policy statistics – qualitative reports

In addition to the quantitative data on expenditure and participants presented here, the LMP database includes valuable qualitative information describing each intervention, how it works, the main target groups, etc. These descriptions help to put the quantitative data into context and can be extremely useful for researchers. These qualitative data are compiled into a series of "Labour market policy statistics: Qualitative Reports" and produced as separate volumes for each country/year<sup>3</sup>.

### 4. Coverage

It is intended that data in this publication cover all LMP interventions in each country including those of autonomous regions, which may be significant.

**Germany:** Reforms introduced at the start of 2005 (Sozialgesetzbuches II) resulted in changes to the institutional responsibility for the implementation of LMP measures. In particular, some municipalities are now involved in helping work-ready jobseekers. Data from the municipalities are not yet available with the required detail so some data are estimated. In Germany, the Länder carry out some important LMP activities independently of the federal actions. These interventions are mostly supported by the ESF (European Social Fund) and are currently covered as a single entry in the database.

**Spain:** Data for some interventions do not cover all autonomous regions. Additionally, data do not include the activities of the municipalities, which are included in the OECD data. It is intended that this information will be included in Eurostat data in future.

**United Kingdom:** Data do not include Northern Ireland unless otherwise specified and refer to the financial year April 2007 to March 2008.

### 6. Aggregates of participants

Data on participants are not available for some interventions. In such cases, aggregates by category

or by groups of categories are still completed, providing that data are complete for 80% or more of the relevant expenditure (completion indicator  $\geq 80\%$ ). All totals presented on the basis of incomplete data are flagged as 'u' to alert users that the data are not fully reliable (i.e. may be understated by up to 20%).

## 5. EU totals

EU-27 totals are completed only when data are available for all countries or when Cyprus, Luxembourg and Malta are the only countries with incomplete data. The same applies to EU-15 totals (missing data for Luxembourg may be ignored).

The following aggregations should not be made for methodological reasons:

- Participants in category 8 should never be added to those in categories 2-7.
- Participants in category 1 should never be added with any other category.

Double counting may occur legitimately when a person participates in more than one intervention at the same time or is counted in two components of a mixed intervention – for example when training allowances are paid independently from the provision of training services. All known cases of double counting are taken into account by appropriate adjustments, which are shown in the detailed tables of participant data (section C.4).

## 7. Intervention names

The names of all LMP interventions are shown here in English only. However, for research purposes it may also be helpful to know the name of the intervention in the national language. An inventory of intervention names in both English and national language is included in the LMP Qualitative Reports which are published separately for each country (see point 3 above).

## 8. Persons wanting to work

Persons wanting to work are defined as the unemployed plus the labour reserve. The unemployed according to the ILO definition are persons without work, currently available for work and actively seeking work. The labour reserve denotes inactive persons wanting to work, i.e. it is a subset of all inactive persons (persons neither employed nor unemployed). Data are taken from the EU Labour Force Survey (EU LFS)<sup>4</sup>.

## 9. LMP expenditure at constant price levels

The price index for household and NPISH (non-profit institutions serving households) final consumption (2000=100) was used as deflator (see table D.1.2, source: National Accounts).

---

<sup>1</sup> Labour market interventions are defined as: *Public interventions in the labour market aimed at reaching its efficient functioning and correcting disequilibria and which can be distinguished from other general employment policy interventions in that they act selectively to favour particular groups in the labour market. Public interventions refer to actions taken by general government in this respect which involve expenditure, either in the form of actual disbursements or of foregone revenue (reductions in taxes, social contributions or other charges normally payable).*

<sup>2</sup> [http://epp.eurostat.ec.europa.eu/portal/page/portal/labour\\_market/labour\\_market\\_policy/database](http://epp.eurostat.ec.europa.eu/portal/page/portal/labour_market/labour_market_policy/database)

<sup>3</sup> The LMP methodology and qualitative reports are available from the LMP home-page of the Eurostat website: [http://epp.eurostat.ec.europa.eu/portal/page/portal/labour\\_market/labour\\_market\\_policy](http://epp.eurostat.ec.europa.eu/portal/page/portal/labour_market/labour_market_policy)

<sup>4</sup> [http://epp.eurostat.ec.europa.eu/portal/page/portal/employment\\_unemployment\\_ifs/introduction](http://epp.eurostat.ec.europa.eu/portal/page/portal/employment_unemployment_ifs/introduction)

## A.2 Key to symbols and abbreviations

:	Not available
:n	Not significant
-	Not applicable or real zero or zero by default
0 or 0.00	Less than half of the unit used
e	Estimated value
s	Eurostat estimate
u	Unreliable or uncertain data: participant data complete for $\geq 80\%$ but $< 100\%$ of expenditure
BE	Belgium
BG	Bulgaria
CZ	Czech Republic
DK	Denmark
DE	Germany
EE	Estonia
IE	Ireland
EL	Greece
ES	Spain
FR	France
IT	Italy
CY	Cyprus
LV	Latvia
LT	Lithuania
LU	Luxembourg
HU	Hungary
MT	Malta
NL	Netherlands
AT	Austria
PL	Poland
PT	Portugal
RO	Romania
SI	Slovenia
SK	Slovakia
FI	Finland
SE	Sweden
UK	United Kingdom
NO	Norway
GDP	Gross domestic product
PPS	Purchasing power standards
LFS	Labour force survey





## **B EXPENDITURE**

## B.1 LMP expenditure by type of action and expenditure indicators, 2007

### B.1.1 LMP expenditure by category, 2007

Eurostat	Euro (millions)											
	Total LMP services (category 1)	2 Training	3 Job rotation and job sharing	4 Employment incentives	5 Supported employment and rehabilitation	6 Direct job creation	7 Start-up incentives	Total LMP measures (categories 2-7)	8 Out-of-work income maintenance and support	9 Early retirement	Total LMP supports (categories 8-9)	Total LMP expenditure
EU-27	23,874.2 s	22,219.3 s	288.2 s	14,976.1 s	7,859.9 s	8,477.6 s	4,246.9 s	58,067.9 s	115,490.1 s	10,471.2 s	125,961.3 s	207,903.4 s
EU-15	23,117.8 s	21,746.5 s	288.0 s	14,501.9 s	7,236.7 s	8,212.1 s	4,065.5 s	56,050.7 s	113,596.3 s	9,312.6 s	122,908.9 s	202,077.3 s
BE	730.5	612.0 e	-	1,421.0 e	420.5 e	1,150.9	14.9	3,619.4 e	4,184.9	2,498.1	6,683.0	11,032.9 e
BG	15.6	11.9	-	12.6	1.7	60.9	1.0	88.1	43.6	-	43.6	147.3
CZ	169.8	9.7	-	28.2	87.0	24.7	3.7	153.3	259.7	-	259.7	582.8
DK	328.2	757.9	n	298.1	1,262.2	-	-	2,318.2	2,220.1 e	1,183.0	3,403.1 e	6,049.5 e
DE	6,466.5 e	6,928.0 s	4.4	1,526.3	194.7	1,615.3 s	2,019.2 s	12,287.9 s	37,978.4	1,400.5	39,378.9	58,133.3 s
EE	3.8	4.1	-	0.1	0.0	-	0.2	4.4	15.2	-	15.2	23.5
IE	402.4	407.9	-	72.4 e	15.9	397.6	-	893.7 e	1,607.9	124.5	1,732.4	3,028.5 e
EL*	55.8	129.9 e	-	123.5 e	0.1 e	2.4 e	47.6 e	303.4 e	803.3	-	803.3	1,162.6 e
ES	956.5	1,464.1	74.5	3,271.2	223.4	649.8	925.5 e	6,608.5 e	14,762.9 e	444.9	15,207.8 e	22,772.8 e
FR	4,232.2 e	5,110.8 e	-	2,413.3 e	1,252.0	3,834.6	489.7 e	13,100.4 e	22,675.7	795.1	23,470.7	40,803.3 e
IT	562.2 s	2,773.3	39.4	2,298.3	-	130.3	473.1	5,714.3	9,648.1	1,352.7	11,000.8	17,277.3 s
CY	6.7 e	3.4 e	-	8.5 e	1.3 e	-	0.5	13.8 e	74.5	-	74.5	94.9 e
LV	13.5 e	7.9	-	8.3	0.1	2.7	1.7	20.7	62.5	-	62.5	96.7 e
LT	24.9	27.9	0.2	28.7	2.3	5.7	0.6	65.2	32.4	-	32.4	122.6
LU	16.4 e	37.4	-	80.6	3.0 e	19.6	0.3	140.9 e	136.1	59.0	195.1	352.4 e
HU	84.5	58.9	-	99.8	-	45.2	4.1	207.9	361.1	-	361.1	653.5
MT	6.0	0.8 e	-	0.7 e	-	0.1	0.1	1.8 e	19.7	-	19.7	27.5 e
NL	2,346.3 e	546.5 e	-	646.3 e	2,659.3	-	-	3,852.1 e	7,904.1 e	-	7,904.1 e	14,102.5 e
AT	455.8	1,008.3 e	0.6	157.3	92.5	118.8	13.6	1,391.1 e	2,772.5	607.1	3,379.6	5,226.5 e
PL	297.1 e	314.0	n	219.5	523.3	55.8	145.0	1,257.6	582.5	1,014.3	1,596.8	3,151.5 e
PT	199.1	324.2	0.0	203.1	60.2	39.0	3.6	630.2	1,606.9	168.6	1,775.5	2,604.8
RO	46.2 e	19.9	-	52.3	-	29.2	0.8	102.2	283.9	-	283.9	432.4 e
SI	30.0	11.7	-	6.5	-	18.8	1.2	38.3	103.4	-	103.4	171.8
SK	58.3 s	2.7	-	9.0 e	7.4	22.4	22.4	64.0 e	55.3	144.3	199.6	321.8 s
FI	223.8	662.0	98.7	148.6	159.9 e	148.8	33.2	1,251.2 e	1,884.2	679.2	2,563.3	4,038.4 e
SE	560.0 e	677.7	70.4	1,598.4	605.0	-	53.7	3,005.2	2,202.2	-	2,202.2	5,767.4 e
UK	5,582.0 s	327.9 s	-	264.5 s	288.1 s	105.1 s	-	985.5 s	3,208.9	-	3,208.9	9,776.4 s
NO	313.6 e	647.1	-	71.9	411.3	132.7	9.0	1,272.0	1,179.0	-	1,179.0	2,764.6 e

Key : Not available; n: Not significant; - Not applicable or real zero or zero by default; 0 or 0.00 Less than half of the unit used; e Estimated value; s Eurostat estimate

\* EL 2006

### B.1.2 Share of LMP expenditure by category, 2007

Eurostat	% total expenditure											
	Total LMP services (category 1)	2 Training	3 Job rotation and job sharing	4 Employment incentives	5 Supported employment and rehabilitation	6 Direct job creation	7 Start-up incentives	Total LMP measures (categories 2-7)	8 Out-of-work income maintenance and support	9 Early retirement	Total LMP supports (categories 8-9)	Total LMP expenditure
EU-27	11.5 s	10.7 s	0.1 s	7.2 s	3.8 s	4.1 s	2.0 s	27.9 s	55.5 s	5.0 s	60.6 s	100.0 s
EU-15	11.4 s	10.8 s	0.1 s	7.2 s	3.6 s	4.1 s	2.0 s	27.7 s	56.2 s	4.6 s	60.8 s	100.0 s
BE	6.6	5.5 e	-	12.9 e	3.8 e	10.4	0.1	32.8 e	37.9	22.6	60.6	100.0 e
BG	10.6	8.1	-	8.5	1.2	41.3	0.7	59.8	29.6	-	29.6	100.0
CZ	29.1	1.7	-	4.8	14.9	4.2	0.6	26.3	44.6	-	44.6	100.0
DK	5.4	12.5	n	4.9	20.9	-	-	38.3	36.7 e	19.6	56.3 e	100.0 e
DE	11.1 e	11.9 s	0.0	2.6	0.3	2.8 s	3.5 s	21.1 s	65.3	2.4	67.7	100.0 s
EE	16.3	17.3	-	0.5	0.2	-	0.7	18.8	64.9	-	64.9	100.0
IE	13.3	13.5	-	2.4 e	0.5	13.1	-	29.5 e	53.1	4.1	57.2	100.0 e
EL*	4.8	11.2 e	-	10.6 e	0.0 e	0.2 e	4.1 e	26.1 e	69.1	-	69.1	100.0 e
ES	4.2	6.4	0.3	14.4	1.0	2.9	4.1 e	29.0 e	64.8 e	2.0	66.8 e	100.0 e
FR	10.4 e	12.5 e	-	5.9 e	3.1	9.4	1.2 e	32.1 e	55.6	1.9	57.5	100.0 e
IT	3.3 s	16.1	0.2	13.3	-	0.8	2.7	33.1	55.8	7.8	63.7	100.0 s
CY	7.0 e	3.6 e	-	8.9 e	1.4 e	-	0.5	14.5 e	78.5	-	78.5	100.0 e
LV	13.9 e	8.2	-	8.6	0.1	2.8	1.8	21.4	64.7	-	64.7	100.0 e
LT	20.3	22.7	0.2	23.4	1.8	4.6	0.5	53.2	26.5	-	26.5	100.0
LU	4.7 e	10.6	-	22.9	0.9 e	5.6	0.1	40.0 e	38.6	16.7	55.4	100.0 e
HU	12.9	9.0	-	15.3	-	6.9	0.6	31.8	55.3	-	55.3	100.0
MT	21.9	3.0 e	-	2.6 e	-	0.4	0.4	6.5 e	71.6	-	71.6	100.0 e
NL	16.6 e	3.9 e	-	4.6 e	18.9	-	-	27.3 e	56.0 e	-	56.0 e	100.0 e
AT	8.7	19.3 e	0.0	3.0	1.8	2.3	0.3	26.6 e	53.0	11.6	64.7	100.0 e
PL	9.4 e	10.0	n	7.0	16.6	1.8	4.6	39.9	18.5	32.2	50.7	100.0 e
PT	7.6	12.4	0.0	7.8	2.3	1.5	0.1	24.2	61.7	6.5	68.2	100.0
RO	10.7 e	4.6	-	12.1	-	6.8	0.2	23.6	65.7	-	65.7	100.0 e
SI	17.5	6.8	-	3.8	-	11.0	0.7	22.3	60.2	-	60.2	100.0
SK	18.1 s	0.8	-	2.8 e	2.3	7.0	7.0	19.9 e	17.2	44.8	62.0	100.0 s
FI	5.5	16.4	2.4	3.7	4.0 e	3.7	0.8	31.0 e	46.7	16.8	63.5	100.0 e
SE	9.7 e	11.8	1.2	27.7	10.5	-	0.9	52.1	38.2	-	38.2	100.0 e
UK	57.1 s	3.4 s	-	2.7 s	2.9 s	1.1 s	-	10.1 s	32.8	-	32.8	100.0 s
NO	11.3 e	23.4	-	2.6	14.9	4.8	0.3	46.0	42.6	-	42.6	100.0 e

Key : Not available; n: Not significant; - Not applicable or real zero or zero by default; 0 or 0.00 Less than half of the unit used; e Estimated value; s Eurostat estimate

\* EL 2006

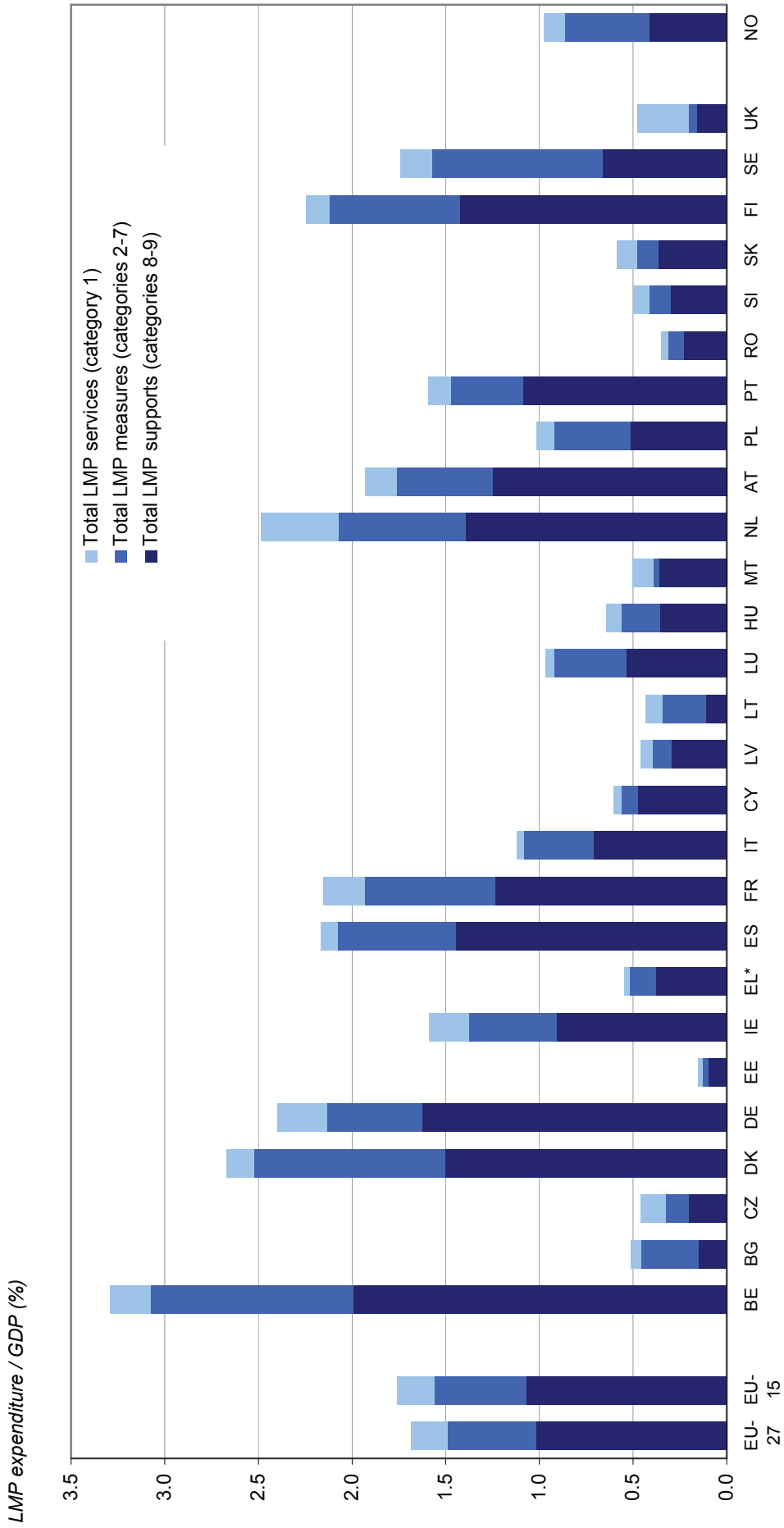
### B.1.3 LMP expenditure as a percentage of GDP, 2007

eurostat	LMP expenditure / GDP (%)											
	Total LMP services (category 1)	2 Training	3 Job rotation and job sharing	4 Employment incentives	5 Supported employment and rehabilitation	6 Direct job creation	7 Start-up incentives	Total LMP measures (categories 2-7)	8 Out-of-work income maintenance and support	9 Early retirement	Total LMP supports (categories 8-9)	Total LMP expenditure
EU-27	0.193 s	0.180 s	0.002 s	0.121 s	0.064 s	0.069 s	0.034 s	0.470 s	0.935 s	0.085 s	1.020 s	1.683 s
EU-15	0.201 s	0.189 s	0.003 s	0.126 s	0.063 s	0.071 s	0.035 s	0.488 s	0.989 s	0.081 s	1.070 s	1.759 s
BE	0.218	0.183 e	-	0.424 e	0.126 e	0.344	0.004	1.081 e	1.250	0.746	1.995	3.294 e
BG	0.054	0.041	-	0.044	0.006	0.211	0.004	0.305	0.151	-	0.151	0.510
CZ	0.134	0.008	-	0.022	0.068	0.019	0.003	0.121	0.204	-	0.204	0.458
DK	0.145	0.335	: n	0.132	0.557	-	-	1.023	0.980 e	0.522	1.502 e	2.670 e
DE	0.267 e	0.286 s	0.000	0.063	0.008	0.067 s	0.083 s	0.507 s	1.567	0.058	1.625	2.399 s
EE	0.025	0.027	-	0.001	0.000	-	0.001	0.029	0.100	-	0.100	0.154
IE	0.211	0.214	-	0.038 e	0.008	0.209	-	0.469 e	0.844	0.065	0.909	1.589 e
EL*	0.026	0.061 e	-	0.058 e	0.000 e	0.001 e	0.022 e	0.142 e	0.377	-	0.377	0.545 e
ES	0.091	0.139	0.007	0.311	0.021	0.062	0.088 e	0.629 e	1.405 e	0.042	1.448 e	2.168 e
FR	0.223 e	0.270 e	-	0.127 e	0.066	0.202	0.026 e	0.691 e	1.197	0.042	1.239	2.154 e
IT	0.036 s	0.180	0.003	0.149	-	0.008	0.031	0.370	0.625	0.088	0.712	1.118 s
CY	0.043 e	0.022 e	-	0.054 e	0.009 e	-	0.003	0.088 e	0.475	-	0.475	0.606 e
LV	0.064 e	0.037	-	0.040	0.000	0.013	0.008	0.098	0.296	-	0.296	0.458 e
LT	0.088	0.098	0.001	0.101	0.008	0.020	0.002	0.230	0.114	-	0.114	0.431
LU	0.045 e	0.103	-	0.221	0.008 e	0.054	0.001	0.387 e	0.374	0.162	0.536	0.968 e
HU	0.083	0.058	-	0.098	-	0.045	0.004	0.205	0.356	-	0.356	0.645
MT	0.110	0.015 e	-	0.013 e	-	0.002	0.002	0.032 e	0.360	-	0.360	0.502 e
NL	0.414 e	0.096 e	-	0.114 e	0.469	-	-	0.679 e	1.394 e	-	1.394 e	2.487 e
AT	0.168	0.372 e	0.000	0.058	0.034	0.044	0.005	0.514 e	1.024	0.224	1.248	1.930 e
PL	0.096 e	0.101	: n	0.071	0.168	0.018	0.047	0.405	0.188	0.327	0.514	1.015 e
PT	0.122	0.199	0.000	0.124	0.037	0.024	0.002	0.386	0.985	0.103	1.088	1.596
RO	0.037 e	0.016	-	0.042	-	0.024	0.001	0.083	0.229	-	0.229	0.349 e
SI	0.087	0.034	-	0.019	-	0.055	0.004	0.111	0.300	-	0.300	0.498
SK	0.106 s	0.005	-	0.016 e	0.014	0.041	0.041	0.117 e	0.101	0.263	0.364	0.587 s
FI	0.125	0.368	0.055	0.083	0.089 e	0.083	0.018	0.696 e	1.049	0.378	1.427	2.248 e
SE	0.169 e	0.205	0.021	0.483	0.183	-	0.016	0.907	0.665	-	0.665	1.741 e
UK	0.273 s	0.016 s	-	0.013 s	0.014 s	0.005 s	-	0.048 s	0.157	-	0.157	0.478 s
NO	0.110 e	0.228	-	0.025	0.145	0.047	0.003	0.448	0.415	-	0.415	0.973 e

Key : Not available; : n Not significant; - Not applicable or real zero or zero by default; 0 or 0.00 Less than half of the unit used; e Estimated value; s Eurostat estimate

\* EL 2006

### B.1.3 LMP expenditure as a percentage of GDP, 2007 (continued)



\* EL 2006

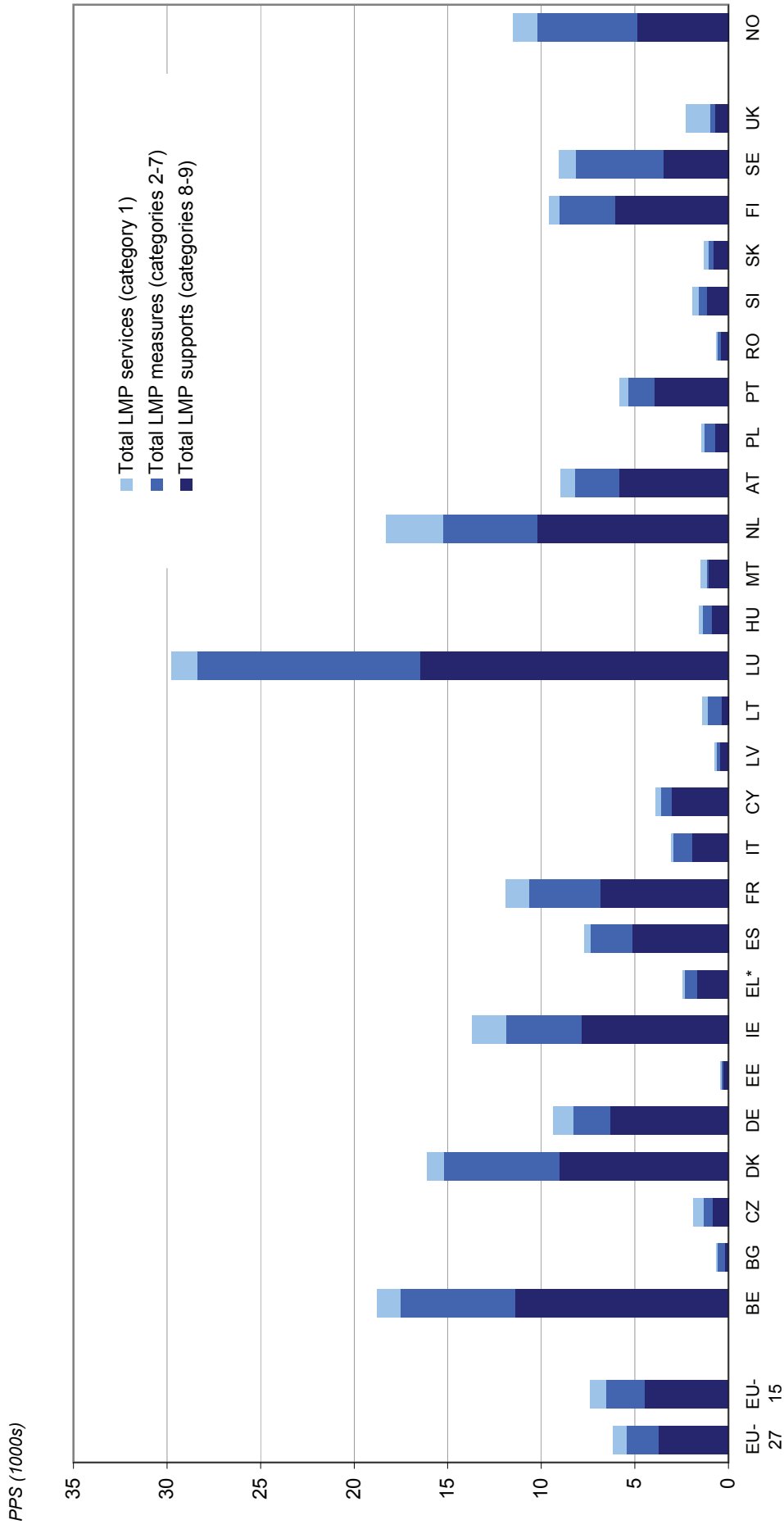
### B.1.4 LMP expenditure per person wanting to work (in PPS), 2007

	PPS											
eurostat	Total LMP services (category 1)	2 Training	3 Job rotation and job sharing	4 Employment incentives	5 Supported employment and rehabilitation	6 Direct job creation	7 Start-up incentives	Total LMP measures (categories 2-7)	8 Out-of-work income maintenance and support	9 Early retirement	Total LMP supports (categories 8-9)	Total LMP expenditure
EU-27	709.2 s	660.0 s	8.6 s	444.9 s	233.5 s	251.8 s	126.1 s	1,724.9 s	3,430.6 s	311.0 s	3,741.6 s	6,175.6 s
EU-15	843.5 s	793.5 s	10.5 s	529.1 s	264.1 s	299.6 s	148.3 s	2,045.2 s	4,144.9 s	339.8 s	4,484.7 s	7,373.3 s
BE	1,244.1	1,042.3 e	-	2,420.1 e	716.2 e	1,960.1	25.4	6,164.2 e	7,127.4	4,254.5	11,381.8	18,790.2 e
BG	68.3	52.0	-	55.1	7.5	266.7	4.6	386.0	190.9	-	190.9	645.2
CZ	553.1	31.6	-	91.7	283.6	80.4	12.1	499.4	846.2	-	846.2	1,898.7
DK	872.4	2,014.6	n	792.2	3,355.0	-	-	6,161.8	5,901.0 e	3,144.4	9,045.4 e	16,079.6 e
DE	1,042.0 e	1,116.4 s	0.7	246.0	31.4	260.3 s	325.4 s	1,980.1 s	6,120.0	225.7	6,345.7	9,367.8 s
EE	73.8	78.3	-	2.4	0.8	-	3.3	84.8	293.0	-	293.0	451.5
IE	1,822.2	1,846.9	-	327.8 e	71.8	1,800.3	-	4,046.9 e	7,281.0	563.7	7,844.8	13,713.8 e
EL*	117.1	272.7 e	-	259.2 e	0.2 e	5.1 e	99.9 e	637.1 e	1,686.5	-	1,686.5	2,440.7 e
ES	322.6	493.8	25.1	1,103.2	75.3	219.1	312.1 e	2,228.6 e	4,978.6 e	150.0	5,128.6 e	7,679.8 e
FR	1,232.2 e	1,488.0 e	-	702.6 e	364.5	1,116.5	142.6 e	3,814.2 e	6,602.1	231.5	6,833.6	11,880.1 e
IT	99.4 s	490.5	7.0	406.5	-	23.0	83.7	1,010.6	1,706.3	239.2	1,945.5	3,055.6 s
CY	273.0 e	140.4 e	-	346.1 e	54.7 e	-	21.1	562.3 e	3,045.7	-	3,045.7	3,881.0 e
LV	99.5 e	58.3	-	61.7	0.6	19.8	12.7	153.0	461.8	-	461.8	714.3 e
LT	282.5	316.0	2.5	325.1	25.7	64.2	6.6	740.1	367.9	-	367.9	1,390.4
LU	1,388.3 e	3,156.9	-	6,811.1	254.4 e	1,655.1	25.4	11,902.8 e	11,498.9	4,985.1	16,484.0	29,775.2 e
HU	205.1	143.0	-	242.2	-	109.6	10.0	504.8	876.6	-	876.6	1,586.5
MT	325.5	44.3 e	-	39.1 e	-	6.3	6.3	95.9 e	1,062.5	-	1,062.5	1,483.9 e
NL	3,041.4 e	708.4 e	-	837.8 e	3,447.2	-	-	4,993.3 e	10,245.8 e	-	10,245.8 e	18,280.6 e
AT	784.6	1,735.5 e	1.0	270.7	159.2	204.5	23.5	2,394.3 e	4,772.1	1,045.0	5,817.1	8,996.0 e
PL	132.9 e	140.4	n	98.1	234.0	25.0	64.8	562.4	260.5	453.6	714.1	1,409.3 e
PT	445.7	725.7	0.0	454.6	134.8	87.4	8.2	1,410.7	3,597.3	377.5	3,974.7	5,831.2
RO	68.5 e	29.5	-	77.6	-	43.3	1.2	151.5	420.8	-	420.8	640.9 e
SI	337.1	131.6	-	73.4	-	211.5	13.6	430.1	1,161.3	-	1,161.3	1,928.4
SK	242.0 s	11.3	-	37.6 e	30.8	93.0	92.9	265.6 e	229.6	599.3	828.9	1,336.5 s
FI	529.3	1,565.5	233.5	351.5	378.2 e	351.8	78.4	2,958.9 e	4,455.8	1,606.2	6,061.9	9,550.2 e
SE	879.6 e	1,064.5	110.5	2,510.5	950.2	-	84.4	4,720.0	3,459.0	-	3,459.0	9,058.6 e
UK	1,292.2 s	75.9 s	-	61.2 s	66.7 s	24.3 s	-	228.1 s	742.9	-	742.9	2,263.2 s
NO	1,306.2 e	2,695.2	-	299.3	1,713.0	552.7	37.5	5,297.7	4,910.7	-	4,910.7	11,514.6 e

Key : Not available; n: Not significant; - Not applicable or real zero or zero by default; 0 or 0.00 Less than half of the unit used; e Estimated value; s Eurostat estimate

\* EL 2006

**B.1.4 LMP expenditure per person wanting to work (in PPS), 2007 (continued)**



\* EL 2006

## B.2 LMP expenditure by type, 2007

### B.2.1 LMP expenditure by type (LMP measures, categories 2-7), 2007

eurostat	Euro (millions)														
	15.1 Total	15.2 Transfers to individuals	15.2.1 Periodic cash payments	15.2.2 Lump-sum payments	15.2.3 Reimburse- ments	15.2.4 Reduced social contribs.	15.2.5 Reduced taxes	15.3 Transfers to employers	15.3.1 Periodic cash payments	15.3.2 Lump-sum payments	15.3.3 Reimburse- ments	15.3.4 Reduced social contribs.	15.3.5 Reduced taxes	15.4 Transfers to service providers	15.5 Not specified
EU-27	58,067.9 s	14,685.2 s	11,703.5 s	2,489.3 s	274.1 s	195.2 s	23.1 s	26,482.2 s	12,183.5 s	2,081.1 s	427.1 s	10,494.6 s	1,295.8 s	15,067.9 s	1,832.6
EU-15	56,050.7 s	14,112.9 s	11,359.3 s	2,285.8 s	272.6 s	195.2 s	- s	25,164.0 s	11,372.3 s	1,961.4 s	172.4 s	10,362.2 s	1,295.8 s	14,941.6 s	1,832.1
BE	3,619.4 e	855.1 e	819.9	16.7	17.4 e	1.2	-	1,854.5 e	1,375.4 e	12.8	76.9	298.5	90.9	909.8	-
BG	88.1	2.5	1.8	0.1	0.5	-	-	78.8	78.8	: n	-	-	-	6.4	0.4
CZ	153.3	3.9	0.2	3.7	-	-	-	140.2	52.8	87.3	-	-	-	9.2	-
DK	2,318.2	1,195.1	1,195.1	-	-	-	-	1,123.1	1,123.1	-	-	-	-	-	-
DE	12,287.9 s	3,924.7	3,719.4	120.4	68.4	16.5	-	1,495.0	1,483.9	-	11.1	-	-	5,618.9	1,249.3
EE	4.4	0.6	0.5	0.2	-	-	-	0.5	0.5	-	0.0	-	-	3.2	-
IE	893.7 e	677.9 s	624.1 s	40.0 s	13.8 s	-	-	7.6	7.6	-	-	: n	-	208.2 s	-
EL*	303.4 e	122.9 e	73.3 e	49.6 e	-	-	-	120.8 e	112.0 e	8.8 e	-	-	-	59.7 e	-
ES	6,608.5 e	786.4 e	77.5	708.0 e	- e	0.9 e	: n	4,510.7	152.3	1,047.6	61.2	3,249.7	-	1,311.4	-
FR	13,100.4 e	3,235.1 e	2,407.4 e	789.3	11.2	27.1 e	- e	8,284.2 e	5,002.9	759.0 e	-	2,169.7 e	352.5 e	1,581.2	-
IT	5,714.3	731.7	249.1	428.8	50.5	3.4	-	4,424.5	-	39.0	-	4,385.5	-	558.1	-
CY	13.8 e	10.3 e	9.3	1.0 e	-	-	-	0.6 e	0.4	0.2 e	-	-	-	2.8 e	-
LV	20.7	0.2 e	0.2 e	-	-	-	-	11.0 e	10.8 e	0.2 e	-	-	-	9.5 e	-
LT	65.2	14.2	12.8	0.6	0.8	-	-	34.5	22.0	4.5	6.3	1.7	-	16.6	-
LU	140.9 e	90.4 e	90.1 e	0.3	-	-	-	47.6 e	32.6 e	-	6.5 e	7.1 e	1.3	2.9	-
HU	207.9	85.4	35.7	26.4	0.2	-	23.1	122.5	103.1	19.5	-	-	-	-	-
MT	1.8 e	0.6 s	0.5 s	0.1	-	-	-	0.4	0.2	0.2	: n	: n	-	0.6 s	0.1
NL	3,852.1 e	206.0 e	206.0 e	-	-	-	-	228.4 e	9.4	-	-	109.5 e	109.5 e	3,417.7 e	-
AT	1,391.1 e	559.1	410.2	: n	2.6	146.3	-	394.3	359.8	: n	9.2	25.3	: n	334.9 e	102.7
PL	1,257.6	404.7	259.7	145.0	0.0	-	-	790.1	436.8	0.8	226.1	126.3	: n	62.8	-
PT	630.2	289.0	223.0	66.0	-	-	-	235.5	79.9	37.9	0.8	116.9	-	105.7	-
RO	102.2	19.5	17.0	2.5	-	-	-	74.9	70.6	: n	-	4.3	-	7.8	-
SI	38.3	4.4	4.4	-	-	-	-	28.6	28.6	-	-	-	-	5.3	-
SK	64.0 e	26.0 e	2.1	23.9 e	-	-	-	35.9	6.5	7.0	22.4	-	-	2.0	-
FI	1,251.2 e	669.4 e	594.3 e	-	75.1	-	-	326.8 e	326.8 e	-	-	-	-	255.0 e	-
SE	3,005.2	700.7	685.9	2.2	12.6	-	-	2,074.9	1,327.4	-	5.8	-	741.6	229.5	-
UK	985.5 s	91.7	1.1	69.7	20.9	-	-	57.1	-	56.3	0.8	-	-	356.6 s	480.1
NO	1,272.0	773.8	702.8	71.0	-	-	-	135.1	115.8	19.3	-	-	-	363.0	-

Key : Not available; : n Not significant; - Not applicable or real zero or zero by default; 0 or 0.00 Less than half of the unit used; e Estimated value; s Eurostat estimate

\* EL 2006



## B.2.2 LMP expenditure by type (LMP supports, categories 8-9), 2007

eurostat	Euro (millions)														
	15.1 Total	15.2 Transfers to individuals	15.2.1 Periodic cash payments	15.2.2 Lump-sum payments	15.2.3 Reimburse- ments	15.2.4 Reduced social contribs.	15.2.5 Reduced taxes	15.3 Transfers to employers	15.3.1 Periodic cash payments	15.3.2 Lump-sum payments	15.3.3 Reimburse- ments	15.3.4 Reduced social contribs.	15.3.5 Reduced taxes	15.4 Transfers to service providers	15.5 Not specified
EU-27	125,961.3 s	123,498.5 s	115,203.3 s	3,110.8 s	208.0 s	4,976.5 s	-	2,462.8 s	1,841.9 s	168.7 s	451.7 s	0.6 s	-	-	-
EU-15	122,908.9 s	120,446.1 s	112,208.8 s	3,069.9 s	207.9 s	4,959.5 s	-	2,462.8 s	1,841.9 s	168.7 s	451.7 s	0.6 s	-	-	-
BE	6,683.0	6,680.6	6,579.3	101.3	-	-	-	2.4	-	-	2.4	-	-	-	-
BG	43.6	43.6	43.6	: n	-	-	-	-	-	-	-	-	-	-	-
CZ	259.7	259.7	252.7	7.1	-	-	-	-	-	-	-	-	-	-	-
DK	3,403.1 e	3,403.1 e	3,366.7 e	36.4	-	-	-	-	-	-	-	-	-	-	-
DE	39,378.9	37,556.1	36,859.5	696.6	-	-	-	1,822.8	1,822.8	-	-	-	-	-	-
EE	15.2	15.2	9.1	3.3	-	2.8	-	-	-	-	-	-	-	-	-
IE	1,732.4	1,565.0	1,544.5	20.5	-	-	-	167.4	-	167.4	-	-	-	-	-
EL*	803.3	803.3	699.7	103.6	-	-	-	-	-	-	-	-	-	-	-
ES	15,207.8 e	15,206.6 e	14,667.1 e	321.0	-	218.5	-	1.3	-	1.3	-	-	-	-	-
FR	23,470.7	23,451.6	23,451.6	-	-	-	-	19.1	19.1	-	-	-	-	-	-
IT	11,000.8	11,000.2	5,407.5	1,717.3	-	3,875.5	-	0.6	-	-	-	0.6	-	-	-
CY	74.5	74.5	56.3	18.2	-	-	-	-	-	-	-	-	-	-	-
LV	62.5	62.5	61.7	0.8	-	-	-	-	-	-	-	-	-	-	-
LT	32.4	32.4	28.6	3.9	-	-	-	-	-	-	-	-	-	-	-
LU	195.1	191.5	183.6	7.9	-	-	-	3.6	-	-	3.6	-	-	-	-
HU	361.1	361.1	361.0	-	0.0	-	-	-	-	-	-	-	-	-	-
MT	19.7	19.7	19.7	-	-	-	-	-	-	-	-	-	-	-	-
NL	7,904.1 e	7,904.1 e	7,904.1 e	-	-	-	-	-	-	-	-	-	-	-	-
AT	3,379.6	2,934.0	1,860.6	-	207.9	865.5	-	445.6	-	-	445.6	-	-	-	-
PL	1,596.8	1,596.8	1,596.8	: n	-	-	-	-	-	-	-	-	-	-	-
PT	1,775.5	1,775.5	1,722.6	53.0	-	-	-	-	-	-	-	-	-	-	-
RO	283.9	283.9	278.4	5.6	-	-	-	-	-	-	-	-	-	-	-
SI	103.4	103.4 s	89.2 s	-	-	14.2 s	-	-	-	-	-	-	-	-	-
SK	199.6	199.6	197.5	2.1	0.0	-	-	-	-	-	-	-	-	-	-
FI	2,563.3	2,563.3	2,550.9	12.4	-	-	-	-	-	-	-	-	-	-	-
SE	2,202.2	2,202.2	2,202.2	-	-	-	-	-	-	-	-	-	-	-	-
UK	3,208.9	3,208.9	3,208.9	-	-	-	-	-	-	-	-	-	-	-	-
NO	1,179.0	1,179.0	1,179.0	-	-	-	-	-	-	-	-	-	-	-	-

Key : Not available; : n Not significant; - Not applicable or real zero or zero by default; 0 or 0.00 Less than half of the unit used; e Estimated value; s Eurostat estimate

\* EL 2006

### B.2.3 Share of LMP expenditure by type (LMP measures, categories 2-7), 2007

eurostat	% total expenditure (categories 2-7)														
	15.1 Total	15.2 Transfers to individuals	15.2.1 Periodic cash payments	15.2.2 Lump-sum payments	15.2.3 Reimburse- ments	15.2.4 Reduced social contribs.	15.2.5 Reduced taxes	15.3 Transfers to employers	15.3.1 Periodic cash payments	15.3.2 Lump-sum payments	15.3.3 Reimburse- ments	15.3.4 Reduced social contribs.	15.3.5 Reduced taxes	15.4 Transfers to service providers	15.5 Not specified
EU-27	100.0 s	25.3 s	20.2 s	4.3 s	0.5 s	0.3 s	0.0 s	45.6 s	21.0 s	3.6 s	0.7 s	18.1 s	2.2 s	25.9 s	3.2
EU-15	100.0 s	25.2 s	20.3 s	4.1 s	0.5 s	0.3 s	- s	44.9 s	20.3 s	3.5 s	0.3 s	18.5 s	2.3 s	26.7 s	3.3
BE	100.0 e	23.6 e	22.7	0.5	0.5 e	0.0	-	51.2 e	38.0 e	0.4	2.1	8.2	2.5	25.1	-
BG	100.0	2.8	2.1	0.2	0.5	-	-	89.4	89.4	: n	-	-	-	7.3	0.5
CZ	100.0	2.6	0.1	2.4	-	-	-	91.4	34.5	57.0	-	-	-	6.0	-
DK	100.0	51.6	51.6	-	-	-	-	48.4	48.4	-	-	-	-	-	-
DE	100.0 s	31.9	30.3	1.0	0.6	0.1	-	12.2	12.1	-	0.1	-	-	45.7	10.2
EE	100.0	14.7	10.8	3.9	-	-	-	11.7	11.3	-	0.4	-	-	73.5	-
IE	100.0 e	75.9 s	69.8 s	4.5 s	1.5 s	-	-	0.9	0.9	-	-	: n	-	23.3 s	-
EL*	100.0 e	40.5 e	24.2 e	16.3 e	-	-	-	39.8 e	36.9 e	2.9 e	-	-	-	19.7 e	-
ES	100.0 e	11.9 e	1.2	10.7 e	- e	0.0 e	: n	68.3	2.3	15.9	0.9	49.2	-	19.8	-
FR	100.0 e	24.7 e	18.4 e	6.0	0.1	0.2 e	- e	63.2 e	38.2	5.8 e	-	16.6 e	2.7 e	12.1	-
IT	100.0	12.8	4.4	7.5	0.9	0.1	-	77.4	-	0.7	-	76.7	-	9.8	-
CY	100.0 e	74.8 e	67.3	7.5 e	-	-	-	4.7 e	3.3	1.4 e	-	-	-	20.6 e	-
LV	100.0	0.9 e	0.9 e	-	-	-	-	53.2 e	52.4 e	0.8 e	-	-	-	45.9 e	-
LT	100.0	21.7	19.6	0.9	1.2	-	-	52.9	33.7	6.9	9.6	2.7	-	25.5	-
LU	100.0 e	64.2 e	64.0 e	0.2	-	-	-	33.8 e	23.2 e	-	4.6 e	5.1 e	0.9	2.1	-
HU	100.0	41.1	17.2	12.7	0.1	-	11.1	58.9	49.6	9.4	-	-	-	-	-
MT	100.0 e	36.1 s	29.6 s	6.6	-	-	-	24.3	11.9	12.4	: n	-	-	-	4.7
NL	100.0 e	5.3 e	5.3 e	-	-	-	-	5.9 e	0.2	-	-	2.8 e	-	-	-
AT	100.0 e	40.2	29.5	: n	0.2	10.5	-	28.3	25.9	: n	0.7	1.8	: n	24.1 e	7.4
PL	100.0	32.2	20.7	11.5	0.0	-	-	62.8	34.7	0.1	18.0	10.0	: n	5.0	-
PT	100.0	45.9	35.4	10.5	-	-	-	37.4	12.7	6.0	0.1	18.6	-	16.8	-
RO	100.0	19.1	16.6	2.5	-	-	-	73.3	69.1	: n	-	4.2	-	7.6	-
SI	100.0	11.5	11.5	-	-	-	-	74.7	74.7	-	-	-	-	13.7	-
SK	100.0 e	40.7 e	3.3	37.3 e	-	-	-	56.2	10.1	11.0	35.0	-	-	3.2	-
FI	100.0 e	53.5 e	47.5 e	-	6.0	-	-	26.1 e	26.1 e	-	-	-	-	20.4 e	-
SE	100.0	23.3	22.8	0.1	0.4	-	-	69.0	44.2	-	0.2	-	24.7	7.6	-
UK	100.0 s	9.3	0.1	7.1	2.1	-	-	5.8	-	5.7	0.1	-	-	36.2 s	48.7
NO	100.0	60.8	55.3	5.6	-	-	-	10.6	9.1	1.5	-	-	-	28.5	-

Key : Not available; : n Not significant; - Not applicable or real zero or zero by default; 0 or 0.00 Less than half of the unit used; e Estimated value; s Eurostat estimate

\* EL 2006

## B.2.4 Share of LMP expenditure by type (LMP supports, categories 8-9), 2007

eurostat	% total expenditure (categories 8-9)														
	15.1 Total	15.2 Transfers to individuals	15.2.1 Periodic cash payments	15.2.2 Lump-sum payments	15.2.3 Reimburse- ments	15.2.4 Reduced social contribs.	15.2.5 Reduced taxes	15.3 Transfers to employers	15.3.1 Periodic cash payments	15.3.2 Lump-sum payments	15.3.3 Reimburse- ments	15.3.4 Reduced social contribs.	15.3.5 Reduced taxes	15.4 Transfers to service providers	15.5 Not specified
EU-27	100.0 s	98.0 s	91.5 s	2.5 s	0.2 s	4.0 s	-	2.0 s	1.5 s	0.1 s	0.4 s	0.0 s	-	-	-
EU-15	100.0 s	98.0 s	91.3 s	2.5 s	0.2 s	4.0 s	-	2.0 s	1.5 s	0.1 s	0.4 s	0.0 s	-	-	-
BE	100.0	100.0	98.4	1.5	-	-	-	0.0	-	-	0.0	-	-	-	-
BG	100.0	100.0	100.0	: n	-	-	-	-	-	-	-	-	-	-	-
CZ	100.0	100.0	97.3	2.7	-	-	-	-	-	-	-	-	-	-	-
DK	100.0 e	100.0 e	98.9 e	1.1	-	-	-	-	-	-	-	-	-	-	-
DE	100.0	95.4	93.6	1.8	-	-	-	4.6	4.6	-	-	-	-	-	-
EE	100.0	100.0	59.9	22.0	-	18.1	-	-	-	-	-	-	-	-	-
IE	100.0	90.3	89.2	1.2	-	-	-	9.7	9.7	-	-	-	-	-	-
EL*	100.0	100.0	87.1	12.9	-	-	-	-	-	-	-	-	-	-	-
ES	100.0 e	100.0 e	96.4 e	2.1	-	1.4	-	0.0	0.0	-	-	-	-	-	-
FR	100.0	99.9	99.9	-	-	-	-	0.1	0.1	-	-	-	-	-	-
IT	100.0	100.0	49.2	15.6	-	35.2	-	0.0	-	-	0.0	-	-	-	-
CY	100.0	100.0	75.6	24.4	-	-	-	-	-	-	-	-	-	-	-
LV	100.0	100.0	98.7	1.3	-	-	-	-	-	-	-	-	-	-	-
LT	100.0	100.0	88.0	12.0	-	-	-	-	-	-	-	-	-	-	-
LU	100.0	98.1	94.1	4.0	-	-	-	1.9	-	-	1.9	-	-	-	-
HU	100.0	100.0	100.0	-	0.0	-	-	-	-	-	-	-	-	-	-
MT	100.0	100.0	100.0	-	-	-	-	-	-	-	-	-	-	-	-
NL	100.0 e	100.0 e	100.0 e	-	-	-	-	-	-	-	-	-	-	-	-
AT	100.0	86.8	55.1	-	6.2	25.6	-	13.2	-	-	13.2	-	-	-	-
PL	100.0	100.0	100.0	: n	-	-	-	-	-	-	-	-	-	-	-
PT	100.0	100.0	97.0	3.0	-	-	-	-	-	-	-	-	-	-	-
RO	100.0	100.0	98.0	2.0	-	-	-	-	-	-	-	-	-	-	-
SI	100.0	100.0 s	86.3 s	-	-	13.7 s	-	-	-	-	-	-	-	-	-
SK	100.0	100.0	99.0	1.0	0.0	-	-	-	-	-	-	-	-	-	-
FI	100.0	100.0	99.5	0.5	-	-	-	-	-	-	-	-	-	-	-
SE	100.0	100.0	100.0	-	-	-	-	-	-	-	-	-	-	-	-
UK	100.0	100.0	100.0	-	-	-	-	-	-	-	-	-	-	-	-
NO	100.0	100.0	100.0	-	-	-	-	-	-	-	-	-	-	-	-

Key : Not available; : n Not significant; - Not applicable or real zero or zero by default; 0 or 0.00 Less than half of the unit used; e Estimated value; s Eurostat estimate

\* EL 2006

### B.3.1 LMP expenditure by intervention and by type of action, 2007: Belgium

Euro (millions)

eurostat		Category, intervention number and name	15.1 Total	15.2 Transfers to individuals	15.3 Transfers to employers	15.4 Transfers to service providers	15.5 Not specified	Notes
<b>1</b>		<b>Labour market services</b>	<b>730.5</b>	<b>25.4</b>	<b>-</b>	<b>705.1</b>	<b>-</b>	
1.1	1	[Component] Public employment services (FED, FR, WR, BCR, GC) - Actiris (BCR)	35.9	-	-	35.9	-	
	1	[Component] Public employment services (FED, FR, WR, BCR, GC) - VDAB (FR)	68.0	-	-	68.0	-	
	1	[Component] Public employment services (FED, FR, WR, BCR, GC) - FOREM (WR)	33.9	-	-	33.9	-	
	1	[Component] Public employment services (FED, FR, WR, BCR, GC) - Arbeitsamt (GC)	1.8	-	-	1.8	-	
	12	Integrated program for social and vocational integration (WR)	5.6	-	-	5.6	-	1
	25	Active jobsearch workshop (BCR)	1.7	-	-	1.7	-	
	30	Regional employment missions (WR)	4.4	-	-	4.4	-	1
	50	Partnership for childcare for jobseekers (BCR)	1.4	-	-	1.4	-	1
	54	Pathway to work (FR)	85.2	-	-	85.2	-	1
	58	Crèches facilities (WR)	0.1	-	-	0.1	-	1
	60	Restructuring support programme (retraining units) (WR)	1.9	0.4	-	1.5	-	1
	65	Re-employment fund (FR)	2.1	-	-	2.1	-	
	68	Vocational integration (BCR)	4.7	-	-	4.7	-	1
	77	Vocational guidance (WR)	42.9	25.0	-	17.9	-	
	78	Vocational project contract (BCR)	6.1	-	-	6.1	-	
	101	Employment house and employment bus (WR)	3.8	-	-	3.8	-	
1.2	124	[Component] Administration of LMP measures (FED) - ALE / PWA	37.4	-	-	37.4	-	
	124	[Component] Administration of LMP measures (FED) - ONEM / RVA	21.5	-	-	21.5	-	
	124	[Component] Administration of LMP measures (FED) - Service vouchers	21.1	-	-	21.1	-	
	125	[Component] Administration of LMP supports (FED) - Payment institutions	172.1	-	-	172.1	-	
	125	[Component] Administration of LMP supports (FED) - ONEM	178.8	-	-	178.8	-	
<b>2</b>		<b>Training</b>	<b>612.0 e</b>	<b>338.3 e</b>	<b>19.8</b>	<b>254.0</b>	<b>-</b>	
2.1	3	Encouraging the unemployed to resume studying (FED)	162.7	162.7	-	-	-	
	40	Vocational training (FR)	160.2	-	-	160.2	-	2
	41	Vocational training (WR)	93.7	26.7	6.0	61.0	-	2
	42	Vocational training (BCR)	30.6	-	-	30.6	-	2
	43	Vocational training allowances (FED)	140.9	140.9	-	-	-	3
	44	Vocational training (GC)	1.9	-	-	1.9	-	2
	64	Training cheques for vocational integration (BCR)	1.8	1.8	-	-	-	
	75	Driving licences grants (WR)	0.2	-	-	0.2	-	
	76	Language immersion grants (WR)	1.7 e	1.7 e	-	-	-	
2.2	13	Training and integration contract (WR)	4.4	4.4	-	-	-	
	129	Training and integration contract (BCR)	-	-	-	-	-	4
	135	Formation by work in companies (WR)	6.8	-	6.8	-	-	
2.4	10	Alternance training (WR)	7.0	-	7.0	-	-	
<b>3</b>		<b>Job rotation and job sharing</b>	<b>-</b>	<b>-</b>	<b>-</b>	<b>-</b>	<b>-</b>	

### B.3.1 LMP expenditure by intervention and by type of action, 2007: Belgium

Euro (millions)

eurostat		Category, intervention number and name	15.1 Total	15.2 Transfers to individuals	15.3 Transfers to employers	15.4 Transfers to service providers	15.5 Not specified	Notes
<b>4</b>		<b>Employment incentives</b>	<b>1,421.0 e</b>	<b>382.2</b>	<b>405.6 e</b>	<b>633.2</b>	<b>-</b>	
	39	Part-time workers receiving income guarantee allowance (FED)	191.6	191.6	-	-	-	
4.1	26	Relocation allowances for the unemployed (BCR)	-	-	-	-	-	5
	28	Transition-to-work subsidy (BCR)	0.2	-	0.2	-	-	
	61	Activa (FED)	336.7	177.0	159.7	-	-	
	70	Recruitment of unemployed persons in the context of economic expansion (BCR)	2.3	-	2.3	-	-	
	73	Insertion enterprises (FR)	8.8	-	8.8	-	-	
	88	Activa Start - activation of unemployment benefits for first jobs (FED)	2.9	2.9	-	-	-	
	90	Back-to-work bonus for people aged 50+ (FED)	9.5	9.5	-	-	-	
	92	Insertion through temporary work (FED)	0.1 e	-	0.1 e	-	-	6
	93	CPAS contract - art.60 of CPAS Law (FED)	120.4	-	120.4	-	-	
	94	Tutorial grant - art.61 of CPAS Law (FED)	0.8	-	0.8	-	-	
	95	Recruitment of workers dismissed after restructuring - reduced social contributions (FED)	4.8	1.2	3.6	-	-	
	104	Insertion enterprises (WR)	9.1	-	9.1	-	-	
	118	Back-to-work bonus 50+ (FR)	9.3	-	9.3	-	-	
	126	Service vouchers (FED)	724.1	-	90.9	633.2	-	
4.2	96	Reimbursement of the outplacement costs in case of restructuring and cheques (FED)	0.5	-	0.5	0.0	-	
<b>5</b>		<b>Supported employment and rehabilitation</b>	<b>420.5 e</b>	<b>5.2</b>	<b>392.8 e</b>	<b>22.6</b>	<b>-</b>	
	82	Work and rehabilitation for disabled persons (BCR)	20.6 e	-	20.6 e	-	-	7
5.1	66	Social workshops (FR)	36.1	-	36.1	-	-	
	84	Sheltered work place (FR)	198.4	-	198.4	-	-	
	86	CAO 26 and Flemish insertion scheme (FR)	43.6	-	43.6	-	-	
	100	Sheltered work (FED)	3.5	-	3.5	-	-	8
	105	Provisions to keep workers within enterprises of adapted work (WR)	0.4	-	0.4	-	-	
	107	Premium for independent workers (WR)	0.1	0.1	-	-	-	
	108	Compensation premium (WR)	12.4	-	12.4	-	-	
	109	Premiums for tutoring disabled workers (WR)	0.2	-	0.2	-	-	
	110	Integration premiums when hiring disabled people (WR)	1.1	-	1.1	-	-	
	111	Interventions in the travel costs of disabled workers (WR)	1.1	1.1	-	-	-	
	112	Adaptation of the work station (WR)	0.2	-	0.2	-	-	
	115	Enterprises of adapted work (WR)	75.4	-	75.4	-	-	
	119	Interventions in the travel costs of disabled workers (FR)	0.4	0.4	-	-	-	
	120	Adaptation of the work station or work tools (FR)	0.9	0.9	-	-	-	
	132	Care in work (FR)	0.9	0.9	-	-	-	
5.2	85	Pathway to work and training in CBO (FR)	9.5	-	-	9.5	-	
	106	Vocational training contracts (WR)	1.9	1.9	-	-	-	
	113	Reception and training units in enterprises of adapted work (WR)	0.7	-	0.7	-	-	
	114	Vocational training centres for disabled people (WR)	12.4	-	-	12.4	-	
	116	Discovery internship for people with disabilities (WR)	0.0	-	0.0	-	-	
	130	Vocational training contract for disabled (BCR)	0.6	:	-	0.6	-	1

### B.3.1 LMP expenditure by intervention and by type of action, 2007: Belgium

Euro (millions)

eurostat Category, intervention number and name		15.1 Total	15.2 Transfers to individuals	15.3 Transfers to employers	15.4 Transfers to service providers	15.5 Not specified	Notes
<b>6</b>	<b>Direct job creation</b>	<b>1,150.9</b>	<b>114.6</b>	<b>1,036.3</b>	-	-	
14	[Component] Third working circuit (FR, WR, BCR) - BCR	-	-	-	-	-	9
14	[Component] Third working circuit (FR, WR, BCR) - FR	19.4	19.4	-	-	-	9
14	[Component] Third working circuit (FR, WR, BCR) - WR	3.5	3.5	-	-	-	9
19	Promoting employment in the non-market sector - FBI (FED)	25.1	-	25.1	-	-	
21	Local employment agencies (FED)	11.5	11.5	-	-	-	10
27	Transition-to-work scheme (WEP+) (FR)	28.9	-	28.9	-	-	
52	First job agreement in projects of public interest (BCR)	2.2	-	2.2	-	-	
63	Support for the promotion of employment (APE) - Market and non-market sectors (WR)	506.4	-	506.4	-	-	
71	Transition-to-work scheme (BCR)	5.9	-	5.9	-	-	
72	Transition-to-work scheme (WR)	18.7	-	18.7	-	-	
89	Transition-to-work scheme (FED)	28.0	28.0	-	-	-	
91	Social integration units - SINE (FED)	62.6	47.7	14.8	-	-	
121	First job agreement in projects of public interest - learning work experience in Brussels public services (BCR)	2.0	-	2.0	-	-	
127	[Component] Subsidised contractors (GC) - VoG	2.7	2.7	-	-	-	
127	[Component] Subsidised contractors (GC) - Local authorities	1.8	1.8	-	-	-	
128	Transition-to-work scheme (GC)	0.1	-	0.1	-	-	
133	Subsidised contractors (BCR)	148.2	-	148.2	-	-	
134	Subsidised contractors (FR)	284.2	-	284.2	-	-	
<b>7</b>	<b>Start-up incentives</b>	<b>14.9</b>	<b>14.9</b>	-	-	-	
34	Loans for unemployed persons (FED)	14.9	14.9	-	-	-	
45	Support for the creation and management of enterprises (BCR)	-	-	-	-	-	1,11
<b>8</b>	<b>Out-of-work income maintenance and support</b>	<b>4,184.9</b>	<b>4,182.5</b>	<b>2.4</b>	-	-	
8.1	37 [Component] Unemployment benefit (FED) - Full UB	3,699.9	3,699.9	-	-	-	
8.2	37 [Component] Unemployment benefit (FED) - Partial UB	381.4	381.4	-	-	-	
8.4	37 [Component] Unemployment benefit (FED) - Enterprise Closure Fund	101.3	101.3	-	-	-	
97	6 months income for dismissed workers in the case of restructuring (FED)	2.4	-	2.4	-	-	
<b>9</b>	<b>Early retirement</b>	<b>2,498.1</b>	<b>2,498.1</b>	-	-	-	
9.1	38 Early retirement by collective agreement (FED)	1,366.9	1,366.9	-	-	-	
	99 Partial early retirement (FED)	2.9	2.9	-	-	-	
9.2	123 Benefits for older unemployed exempt from jobsearch (FED)	1,128.3	1,128.3	-	-	-	
<b>1-9</b>	<b>Total LMP (categories 1-9)</b>	<b>11,032.9 e</b>	<b>7,561.2 e</b>	<b>1,856.9 e</b>	<b>1,614.9</b>	-	
<b>2-7</b>	<b>Total LMP measures (categories 2-7)</b>	<b>3,619.4 e</b>	<b>855.1 e</b>	<b>1,854.5 e</b>	<b>909.8</b>	-	
<b>8-9</b>	<b>Total LMP supports (categories 8-9)</b>	<b>6,683.0</b>	<b>6,680.6</b>	<b>2.4</b>	-	-	

Key : Not available; :n Not significant; - Not applicable or real zero or zero by default; 0 or 0.00 Less than half of the unit used; e Estimated value; s Eurostat estimate

1 Includes ESF contribution.

2 Beneficiaries of this regional training programme continue to receive unemployment benefits which are reported under BE-43 (category 2).

3 These are unemployment benefits paid to beneficiaries of regional training programmes (BE-40, 41, 42 and 44).

4 Expenditure is already included under BE-42.

5 Intervention not applied in 2007.

6 Data refer to 2006.

7 Data refer to 2005.

8 Scheme abolished since July 2004, but unemployment benefits are paid to employees who started to work before that date (and until the end of their employment contract).

9 Intervention coming to an end.

10 This intervention is being replaced by the Service vouchers (BE-126).

11 Expenditure is already included under BE-68.

### B.3.2 LMP expenditure by intervention and by type of action, 2007: Bulgaria

Euro (millions)

eurostat		Category, intervention number and name	15.1 Total	15.2 Transfers to individuals	15.3 Transfers to employers	15.4 Transfers to service providers	15.5 Not specified	Notes
<b>1</b>		<b>Labour market services</b>	<b>15.6</b>	-	-	<b>15.6</b>	-	
1.1	1	Information services	-	-	-	-	-	1
	2	Individual case-management	-	-	-	-	-	1
1.2	3	Administration of active measures	14.9	-	-	14.9	-	1
	4	Other activities	0.7	-	-	0.7	-	
<b>2</b>		<b>Training</b>	<b>11.9</b>	<b>1.4</b>	<b>4.0</b>	<b>6.4</b>	-	
2.1	5	Vocational training courses organised by the EA	6.7	1.4	-	5.3	-	
	6	Employment protection and maintenance	-	-	-	-	-	2
	7	Computer training for young people	0.0	: n	-	0.0	-	3,4
	8	Vocational training and social inclusion of school dropouts	0.0	: n	-	0.0	-	4
	12	Regional programmes for literacy, vocational training and employment in public benefit activities	0.2	: n	-	0.2	-	4
	42	[Component] Welfare to work - Training	-	-	-	-	-	
	43	[Component] Employment for teachers in the training of disabled children - Training	-	-	-	-	-	
	44	[Component] Beautiful Bulgaria -	0.1	: n	-	0.1	-	
	46	[Component] Programme for training and employment of disabled persons - Training	-	-	-	-	-	
	49	[Component] Incentives for employers to hire unemployment benefit recipients in part-time working arrangements -	-	-	-	:	-	2
	52	[Component] Free again - Training	-	-	-	-	-	
	54	[Component] Assistants for people with disabilities - Training	-	-	-	-	-	
	56	National programme for literacy and qualification training of roma people	0.6	: n	-	0.6	-	4
	58	"Optimism" Project	0.2	: n	-	0.2	-	4
2.4	14	Incentives for employers to provide internships for unemployed people aged under 29	1.4	-	1.4	-	-	
	15	Incentives for employers to provide internships for the acquisition of qualifications	2.7	-	2.7	-	-	
<b>3</b>		<b>Job rotation and job sharing</b>	-	-	-	-	-	
3.1	17	Incentives for employers to hire unemployed people to fill in for employees attending training courses	-	-	-	-	-	2

### B.3.2 LMP expenditure by intervention and by type of action, 2007: Bulgaria

Euro (millions)

eurostat		Category, intervention number and name	15.1 Total	15.2 Transfers to individuals	15.3 Transfers to employers	15.4 Transfers to service providers	15.5 Not specified	Notes
<b>4</b>		<b>Employment incentives</b>	<b>12.6</b>	<b>0.1</b>	<b>12.5</b>	-	-	
4.1	18	Incentives for employers to hire unemployed people aged under 29	0.6	-	0.6	-	-	
	19	Incentives for employers to hire long-term unemployed	0.1	-	0.1	-	-	
	20	Encouraging employer micro-enterprises to provide new jobs by subsidising the first 5 places	0.2	-	0.2	-	-	
	21	Incentives for employers to hire unemployed people as part-timers	0.4	-	0.4	-	-	
	22	Incentives for employers to create jobs for unemployed single parents with children up to 3 years old	0.7	-	0.7	-	-	
	23	Incentives for employers to hire older unemployed	2.4	-	2.4	-	-	
	24	Support in retirement	6.8	-	6.8	-	-	
	46	[Component] Programme for training and employment of disabled persons - Employment	1.0	-	1.0	-	-	
	48	Encouraging geographical mobility of the unemployed	0.1	0.1	-	-	-	
	49	[Component] Incentives for employers to hire unemployment benefit recipients in part-time working arrangements -	-	-	-	:	-	2
	50	[Component] Entrepreneurship promotion - Employment	: n	: n	-	-	-	
	55	Providing employment to unemployed persons who received monthly social benefits ("bonus")	0.0	0.0	-	-	-	
4.2	25	Employment protection and maintenance	-	-	-	-	-	2
<b>5</b>		<b>Supported employment and rehabilitation</b>	<b>1.7</b>	<b>-</b>	<b>1.7</b>	<b>-</b>	<b>-</b>	
5.1	27	Incentives for employers to create jobs for unemployed people with permanently reduced capacity to work	1.7	-	1.7	-	-	
<b>6</b>		<b>Direct job creation</b>	<b>60.9</b>	<b>0.3</b>	<b>60.6</b>	<b>: n</b>	<b>-</b>	
	28	Employment in public administration for young people with university degree	0.6	-	0.6	-	-	
	29	Employment in support of the Bulgarian theatre	0.5	-	0.5	-	-	
	42	[Component] Welfare to work - Employment	42.4	-	42.4	-	-	
	43	[Component] Employment for teachers in the training of disabled children - Direct job creation	0.2	-	0.2	-	-	
	44	[Component] Beautiful Bulgaria -	0.6	-	0.6	-	-	
	52	[Component] Free again - Direct job creation	0.0	-	0.0	-	-	
	53	Teachers for vacation	0.3	: n	0.3	: n	-	5
	54	[Component] Assistants for people with disabilities - Direct job creation	16.0	-	16.0	-	-	
	57	"Maternity Support" Program	0.3	0.3	-	-	-	



### B.3.2 LMP expenditure by intervention and by type of action, 2007: Bulgaria

Euro (millions)

eurostat Category, intervention number and name		15.1 Total	15.2 Transfers to individuals	15.3 Transfers to employers	15.4 Transfers to service providers	15.5 Not specified	Notes
<b>7</b>	<b>Start-up incentives</b>	<b>1.0</b>	<b>0.6</b>	-	-	<b>0.4</b>	
26	Entrepreneurship promotion for people with reduced capacity	0.1	0.1	-	-	-	
31	Employment through business support (JOBS)	0.4	:	-	:	0.4	
32	Vocational training for beneficiaries of the "Micro-credit guarantee fund"	-	-	-	-	-	2
33	Encouraging entrepreneurship among agricultural producers	0.4	0.4	-	-	-	
35	Entrepreneurial incentives for women in the sphere of childcare services	0.0	0.0	-	-	-	
50	[Component] Entrepreneurship promotion - Business start-up	0.1	0.1	-	-	-	
<b>8</b>	<b>Out-of-work income maintenance and support</b>	<b>43.6</b>	<b>43.6</b>	-	-	-	
8.1	37 Unemployment benefits	43.5	43.5	-	-	-	
8.3	38 Part-time unemployment benefits	0.0	0.0	-	-	-	
8.4	36 Redundancy compensation	: n	: n	-	-	-	3
<b>9</b>	<b>Early retirement</b>	-	-	-	-	-	
<b>1-9</b>	<b>Total LMP (categories 1-9)</b>	<b>147.3</b>	<b>46.0</b>	<b>78.8</b>	<b>22.0</b>	<b>0.4</b>	
<b>2-7</b>	<b>Total LMP measures (categories 2-7)</b>	<b>88.1</b>	<b>2.5</b>	<b>78.8</b>	<b>6.4</b>	<b>0.4</b>	
<b>8-9</b>	<b>Total LMP supports (categories 8-9)</b>	<b>43.6</b>	<b>43.6</b>	-	-	-	

Key : Not available; :n Not significant; - Not applicable or real zero or zero by default; 0 or 0.00 Less than half of the unit used; e Estimated value; s Eurostat estimate

1 BG-3 includes expenditure of interventions BG-1 and BG-2.

2 Intervention not applied in 2007.

3 Intervention coming to an end.

4 Transfers to individuals are included under transfers to service providers.

5 Transfers to individuals and transfers to service providers are included under transfers to employers.

### B.3.3 LMP expenditure by intervention and by type of action, 2007: Czech Republic

Euro (millions)

eurostat		Category, intervention number and name	15.1 Total	15.2 Transfers to individuals	15.3 Transfers to employers	15.4 Transfers to service providers	15.5 Not specified	Notes
<b>1</b>		<b>Labour market services</b>	<b>169.8</b>	-	-	<b>169.8</b>	-	
1.1	1	Employment brokerage	51.4	-	-	51.4	-	
	6	Vocational rehabilitation of persons with working limitations	0.1	-	-	0.1	-	
1.2	14	Other services and overheads of the PES	118.3	-	-	118.3	-	
<b>2</b>		<b>Training</b>	<b>9.7</b>	<b>0.2</b>	<b>0.3</b>	<b>9.2</b>	-	
2.1	2	Retraining of the registered unemployed	9.7	0.2	0.3	9.2	-	1
<b>3</b>		<b>Job rotation and job sharing</b>	-	-	-	-	-	
<b>4</b>		<b>Employment incentives</b>	<b>28.2</b>	-	<b>28.2</b>	-	-	
4.1	7	Subsidised new working places (SÚMP)	27.9	-	27.9	-	-	
	19	Allowance for on-the-job training	0.1	-	0.1	-	-	
4.2	4	Contribution to employer for partial coverage of employees wages due to conversion to the new production program	0.0	-	0.0	-	-	
	18	Allowance for transporting employees	0.2	-	0.2	-	-	
<b>5</b>		<b>Supported employment and rehabilitation</b>	<b>87.0</b>	-	<b>87.0</b>	-	-	
5.1	5	Contribution to employers for establishing and running sheltered workshops and working places	8.3	-	8.3	-	-	
	16	Contribution to the employer whose more than 50% of employees are disabled persons	78.8	-	78.8	-	-	
<b>6</b>		<b>Direct job creation</b>	<b>24.7</b>	-	<b>24.7</b>	-	-	
	8	Public works programme (VPP)	24.7	-	24.7	-	-	
<b>7</b>		<b>Start-up incentives</b>	<b>3.7</b>	<b>3.7</b>	-	-	-	
	12	Contribution to registered unemployed with working limitations for working equipment when starting self-employment	0.2	0.2	-	-	-	
	13	Self employment - publicly beneficial working places (SVC SÚPM)	3.3	3.3	-	-	-	
	17	Bridging allowance	0.2	0.2	-	-	-	
<b>8</b>		<b>Out-of-work income maintenance and support</b>	<b>259.7</b>	<b>259.7</b>	-	-	-	
8.1	3	Unemployment benefit for registered unemployed	252.7	252.7	-	-	-	
8.5	10	Protection of employees due to insolvency of the employer	7.1	7.1	-	-	-	
<b>9</b>		<b>Early retirement</b>	-	-	-	-	-	
<b>1-9</b>		<b>Total LMP (categories 1-9)</b>	<b>582.8</b>	<b>263.6</b>	<b>140.2</b>	<b>179.0</b>	-	
<b>2-7</b>		<b>Total LMP measures (categories 2-7)</b>	<b>153.3</b>	<b>3.9</b>	<b>140.2</b>	<b>9.2</b>	-	
<b>8-9</b>		<b>Total LMP supports (categories 8-9)</b>	<b>259.7</b>	<b>259.7</b>	-	-	-	

Key : Not available; :n Not significant; - Not applicable or real zero or zero by default; 0 or 0.00 Less than half of the unit used; e Estimated value; s Eurostat estimate

1 Participants receive increased unemployment benefits which are recorded in category 8 (CZ-3). Expenditure includes costs of training some persons not registered unemployed and not counted amongst participants (amounts are considered to be negligible).

### B.3.4 LMP expenditure by intervention and by type of action, 2007: Denmark

Euro (millions)

eurostat		Category, intervention number and name	15.1 Total	15.2 Transfers to individuals	15.3 Transfers to employers	15.4 Transfers to service providers	15.5 Not specified	Notes
<b>1</b>		<b>Labour market services</b>	<b>328.2</b>	-	-	<b>328.2</b>	-	
	5	Public employment service	200.9	-	-	200.9	-	
1.1	17	Short guidance and skills qualification programs	127.4	-	-	127.4	-	
<b>2</b>		<b>Training</b>	<b>757.9</b>	<b>698.7</b>	<b>59.2</b>	-	-	
2.1	8	Education and training	476.8	476.8	-	:	-	
	9	Specially arranged activation	202.1	202.1	-	-	-	
	33	Education of immigrants	19.7	19.7	-	-	-	
2.4	31	Adult apprenticeship support	59.2	-	59.2	-	-	
<b>3</b>		<b>Job rotation and job sharing</b>	<b>: n</b>	-	<b>: n</b>	-	-	
3.1	38	Job rotation scheme	: n	-	: n	-	-	
<b>4</b>		<b>Employment incentives</b>	<b>298.1</b>	<b>84.2</b>	<b>213.8</b>	-	-	
4.1	6	Wage subsidies	156.3	-	156.3	-	-	
	7	Practical work training in enterprises	84.2	84.2	-	-	-	
	26	Servicejobs	20.0	-	20.0	-	-	
	30	Support of disabled	37.4	-	37.4	-	-	
<b>5</b>		<b>Supported employment and rehabilitation</b>	<b>1,262.2</b>	<b>412.2</b>	<b>850.0</b>	-	-	
5.1	21	Flex jobs, including flex jobs for self-employed	831.9	-	831.9	-	-	
	22	Wage subsidies for persons, who receive early retirement pension (formerly known as light jobs)	18.1	-	18.1	-	-	
5.2	20	Rehabilitation	369.9	369.9	:	-	-	
	28	Pre-rehabilitation	42.3	42.3	-	-	-	
<b>6</b>		<b>Direct job creation</b>	-	-	-	-	-	
<b>7</b>		<b>Start-up incentives</b>	-	-	-	-	-	
<b>8</b>		<b>Out-of-work income maintenance and support</b>	<b>2,220.1 e</b>	<b>2,220.1 e</b>	-	-	-	
8.1	1	[Component] Unemployment insurance - Full time	1,556.3 e	1,556.3 e	-	-	-	1
	2	Social assistance (unemployment)	400.2	400.2	-	-	-	
	29	Unemployment allowance	227.2	227.2	-	-	-	
8.2	1	[Component] Unemployment insurance - Partial	- e	- e	-	-	-	1
8.3	1	[Component] Unemployment insurance - Part-time	- e	- e	-	-	-	1
8.5	25	Wage earners guarantee fund	36.4	36.4	-	-	-	
<b>9</b>		<b>Early retirement</b>	<b>1,183.0</b>	<b>1,183.0</b>	-	-	-	
9.2	24	Early retirement pay, from unemployment	1,121.1	1,121.1	-	-	-	
	32	Flex allowance	61.9	61.9	-	-	-	
<b>1-9</b>		<b>Total LMP (categories 1-9)</b>	<b>6,049.5 e</b>	<b>4,598.2 e</b>	<b>1,123.1</b>	<b>328.2</b>	-	
<b>2-7</b>		<b>Total LMP measures (categories 2-7)</b>	<b>2,318.2</b>	<b>1,195.1</b>	<b>1,123.1</b>	-	-	
<b>8-9</b>		<b>Total LMP supports (categories 8-9)</b>	<b>3,403.1 e</b>	<b>3,403.1 e</b>	-	-	-	

Key : Not available; :n Not significant; - Not applicable or real zero or zero by default; 0 or 0.00 Less than half of the unit used; e Estimated value; s Eurostat estimate

1 The breakdown of expenditure by type of benefit is not known so all expenditure is shown as full-time benefits, which are the most important.

### B.3.5 LMP expenditure by intervention and by type of action, 2007: Germany

Euro (millions)

eurostat		Category, intervention number and name	15.1 Total	15.2 Transfers to individuals	15.3 Transfers to employers	15.4 Transfers to service providers	15.5 Not specified	Notes
<b>1</b>		<b>Labour market services</b>	<b>6,466.5 e</b>	<b>734.2</b>	<b>-</b>	<b>5,732.3 e</b>	<b>-</b>	
1.1	35	Counselling and placement assistance	136.8	136.8	-	-	-	
	43	Placement voucher	105.8	-	-	105.8	-	
	47	Placement by third parties by order of PES	75.3	-	-	75.3	-	
	63	[Component] Administrative expenditure of the federal agency for work (Bundesagentur für Arbeit) - Information services (administration costs)	1,179.3 e	-	-	1,179.3 e	-	
	63	[Component] Administrative expenditure of the federal agency for work (Bundesagentur für Arbeit) - Individual case management (administration costs)	1,544.4 e	-	-	1,544.4 e	-	
	64	Assessment of chances (Profiling)	-	-	-	-	-	1
	65	Specialised integration services	2.6	-	-	2.6	-	
	66	Intensive vocational guidance	20.8	-	-	20.8	-	
	67	Integration agreement	-	-	-	-	-	2
	69	Socio-pedagogical services for preparatory training	1.7	-	-	1.7	-	
	75	Other additional services	597.5	597.5	-	-	-	
	76	Additional services	: n	-	-	: n	-	
1.2	63	[Component] Administrative expenditure of the federal agency for work (Bundesagentur für Arbeit) - Administration of interventions in categories 8-9	1,006.5 e	-	-	1,006.5 e	-	
	63	[Component] Administrative expenditure of the federal agency for work (Bundesagentur für Arbeit) - Administration of active measures	870.4 e	-	-	870.4 e	-	
	63	[Component] Administrative expenditure of the federal agency for work (Bundesagentur für Arbeit) - Other administration costs	925.6 e	-	-	925.6 e	-	
<b>2</b>		<b>Training</b>	<b>6,928.0 s</b>	<b>1,744.3</b>	<b>119.6</b>	<b>4,021.9</b>	<b>1,042.3</b>	
	84	[Component] ESF support (Objective 3) -	1,042.3 s	-	-	-	1,042.3	
2.1	6	Measures to improve prospects of integration - training measures	306.9	-	-	306.9	-	
	11	Support for vocational preparation training measures for young people	1,349.9	216.6	-	1,133.3	-	
	12	Support for further vocational training	2,339.7	800.0	-	1,539.7	-	
	27	Independent measures	89.0	89.0	-	-	-	
	31	ESF Federal programme	46.1	46.1	-	-	-	3
	44	Income subsidies for people in further vocational training	29.4	-	29.4	-	-	
	53	Integration measures	58.7	-	-	58.7	-	
	70	Transfer measures	11.1	-	11.1	-	-	
	80	Transitional subsidy	109.6	109.6	-	-	-	
	81	Training allowance	153.9	153.9	-	-	-	
2.4	19	Support for vocational training for those with learning difficulties/social disadvantage	983.2	-	-	983.2	-	
	34	Vocational training allowance	329.2	329.2	-	-	-	
	71	First integration qualification for young people	79.0	-	79.0	-	-	
<b>3</b>		<b>Job rotation and job sharing</b>	<b>4.4</b>	<b>-</b>	<b>4.4</b>	<b>-</b>	<b>-</b>	
3.1	46	Job Rotation - Employment-training rotation programme	4.4	-	4.4	-	-	

### B.3.5 LMP expenditure by intervention and by type of action, 2007: Germany

Euro (millions)

eurostat		Category, intervention number and name	15.1 Total	15.2 Transfers to individuals	15.3 Transfers to employers	15.4 Transfers to service providers	15.5 Not specified	Notes
<b>4</b>		<b>Employment incentives</b>	<b>1,526.3</b>	<b>295.2</b>	<b>1,201.8</b>	<b>29.3</b>	-	
4.1	7	Mobility allowances	221.8	221.8	-	-	-	
	16	Recruitment subsidy for new businesses	62.0	-	62.0	-	-	
	18	Integration subsidies	835.7	-	835.7	-	-	
	48	Personnel Service Agencies	29.3	-	-	29.3	-	
	52	Wage protection for older employees	46.3	46.3	-	-	-	
	73	[Component] Community service jobs - Variable payment	304.1	-	304.1	-	-	
	74	[Component] Job finder's grant - Insured employment	27.1	27.1	-	-	-	
<b>5</b>		<b>Supported employment and rehabilitation</b>	<b>194.7</b>	<b>23.1</b>	<b>169.3</b>	<b>2.3</b>	-	
	82	Work assistance	2.3	-	-	2.3	-	
	83	Employer subsidies for rehabilitation	48.9	23.1	25.8	-	-	
5.1	23	Incentives for the recruitment and employment of the severely disabled	143.5	-	143.5	-	-	
5.2	13	Promoting integration of the disabled into working life	-	-	-	-	-	4
<b>6</b>		<b>Direct job creation</b>	<b>1,615.3 s</b>	-	-	<b>1,565.4</b>	<b>49.8</b>	
	21	Support for job-creation measures (ABMs)	512.7	-	-	512.7	-	
	22	Support for structural adjustment measures	26.6	-	-	26.6	-	
	42	Employment generating promotion of the infrastructure	8.7	-	-	8.7	-	
	73	[Component] Community service jobs - Additional expenditure variant	1,017.5	-	-	1,017.5	-	
	84	[Component] ESF support (Objective 3) -	49.8 s	-	-	-	49.8	
<b>7</b>		<b>Start-up incentives</b>	<b>2,019.2 s</b>	<b>1,862.1</b>	-	-	<b>157.2</b>	
	9	Bridging allowance	93.4	93.4	-	-	-	5
	49	Business start-up subsidy	501.0	501.0	-	-	-	5
	74	[Component] Job finder's grant - Self-employed	43.9	43.9	-	-	-	
	79	Start-up subsidy	1,223.8	1,223.8	-	-	-	
	84	[Component] ESF support (Objective 3) -	157.2 s	-	-	-	157.2	
<b>8</b>		<b>Out-of-work income maintenance and support</b>	<b>37,978.4</b>	<b>37,556.1</b>	<b>422.3</b>	-	-	
8.1	1	Unemployment benefit	16,922.7	16,922.7	-	-	-	
8.2	14	Short-time working allowance	422.3	-	422.3	-	-	
8.3	2	Part-time unemployment benefit	1.5	1.5	-	-	-	
8.5	4	Bankruptcy compensation payment	696.6	696.6	-	-	-	
8Mixec	77	Unemployment assistance (ALG II)	19,935.3	19,935.3	-	-	-	
<b>9</b>		<b>Early retirement</b>	<b>1,400.5</b>	-	<b>1,400.5</b>	-	-	
9.1	24	Support of part-time employment for older employees	1,400.5	-	1,400.5	-	-	
<b>1-9</b>		<b>Total LMP (categories 1-9)</b>	<b>58,133.3 s</b>	<b>42,215.0</b>	<b>3,317.8</b>	<b>11,351.1 e</b>	<b>1,249.3</b>	
<b>2-7</b>		<b>Total LMP measures (categories 2-7)</b>	<b>12,287.9 s</b>	<b>3,924.7</b>	<b>1,495.0</b>	<b>5,618.9</b>	<b>1,249.3</b>	
<b>8-9</b>		<b>Total LMP supports (categories 8-9)</b>	<b>39,378.9</b>	<b>37,556.1</b>	<b>1,822.8</b>	-	-	

Key : Not available; :n Not significant; - Not applicable or real zero or zero by default; 0 or 0.00 Less than half of the unit used; e Estimated value; s Eurostat estimate

- 1 Expenditure of DE-64 and DE-67 (category 1.1.2) are included in DE-63
- 2 Expenditure of DE-64 and DE-67 (category 1.1.2) are included in DE-63.
- 3 Includes ESF contribution.
- 4 Expenditure and participants distributed amongst regular measures.
- 5 Intervention coming to an end.

### B.3.6 LMP expenditure by intervention and by type of action, 2007: Estonia

Euro (millions)

eurostat		Category, intervention number and name	15.1 Total	15.2 Transfers to individuals	15.3 Transfers to employers	15.4 Transfers to service providers	15.5 Not specified	Notes
<b>1</b>		<b>Labour market services</b>	<b>3.8</b>	-	-	<b>3.8</b>	-	
1.1	1	Placement by public employment services	3.8	-	-	3.8	-	1,2,3
	2	Vocational guidance	-	-	-	-	-	2
	18	Communication support at interviews	0.0	-	-	0.0	-	2,3
<b>2</b>		<b>Training</b>	<b>4.1</b>	<b>0.5</b>	<b>0.4</b>	<b>3.2</b>	-	
2.1	3	Labour market training	2.9	0.3	-	2.6	-	3
2.2	16	Coaching for working life	0.7	0.0	-	0.6	-	3
2.4	15	Work practice	0.5	0.1	0.4	-	-	3
<b>3</b>		<b>Job rotation and job sharing</b>	-	-	-	-	-	
<b>4</b>		<b>Employment incentives</b>	<b>0.1</b>	-	<b>0.1</b>	-	-	
4.1	5	Employment subsidy to employer	0.1	-	0.1	-	-	3
	19	Employment with special aids and equipment	0.0	-	0.0	-	-	3
	20	Adaption of premises and equipments	0.0	-	0.0	-	-	3
<b>5</b>		<b>Supported employment and rehabilitation</b>	<b>0.0</b>	-	<b>0.0</b>	-	-	
5.1	17	Working with support person	0.0	-	0.0	-	-	3
<b>6</b>		<b>Direct job creation</b>	-	-	-	-	-	
	6	Community placement	-	-	-	-	-	
<b>7</b>		<b>Start-up incentives</b>	<b>0.2</b>	<b>0.2</b>	-	-	-	
	4	Employment subsidy to unemployed to start business	0.2	0.2	-	-	-	3
<b>8</b>		<b>Out-of-work income maintenance and support</b>	<b>15.2</b>	<b>15.2</b>	-	-	-	
8.1	7	[Component] Unemployment benefits - State unemployment benefit	5.3	5.3	-	-	-	
	7	[Component] Unemployment benefits - Unemployment insurance benefit	6.5	6.5	-	-	-	
8.4	9	Benefit upon collective termination of employment contracts	1.9	1.9	-	-	-	
8.5	10	Benefits upon insolvency of employer	1.5	1.5	-	-	-	
<b>9</b>		<b>Early retirement</b>	-	-	-	-	-	
<b>1-9</b>		<b>Total LMP (categories 1-9)</b>	<b>23.5</b>	<b>15.9</b>	<b>0.5</b>	<b>7.1</b>	-	
<b>2-7</b>		<b>Total LMP measures (categories 2-7)</b>	<b>4.4</b>	<b>0.6</b>	<b>0.5</b>	<b>3.2</b>	-	
<b>8-9</b>		<b>Total LMP supports (categories 8-9)</b>	<b>15.2</b>	<b>15.2</b>	-	-	-	

Key : Not available; :n Not significant; - Not applicable or real zero or zero by default; 0 or 0.00 Less than half of the unit used; e Estimated value; s Eurostat estimate

- 1 EE-1 covers all administrative expenditure of the Estonian Labour Market Board and local employment offices.
- 2 Expenditure of EE-2 and EE-18 are included under EE-1.
- 3 Includes ESF contribution.


### B.3.7 LMP expenditure by intervention and by type of action, 2007: Ireland

Euro (millions)

eurostat		Category, intervention number and name	15.1 Total	15.2 Transfers to individuals	15.3 Transfers to employers	15.4 Transfers to service providers	15.5 Not specified	Notes
<b>1</b>		<b>Labour market services</b>	<b>402.4</b>	<b>0.4</b>	<b>-</b>	<b>402.0</b>	<b>-</b>	
1.1	9	Job facilitation service	2.2	-	-	2.2	-	
	15	Job clubs	5.9	0.4	-	5.5	-	1
	22	Counselling/guidance	40.7	-	-	40.7	-	1
	36	Local employment services	21.1	-	-	21.1	-	1
	55	Technical Employment Support Grant	3.3	-	-	3.3	-	2
1.2	57	[Component] FÁS - non-LMP programmes and other staff costs/overheads - Direct costs	193.7	-	-	193.7	-	1
	57	[Component] FÁS - non-LMP programmes and other staff costs/overheads - Staff costs	61.0	-	-	61.0	-	1
	58	FÁS - administration of LMP programmes	70.3	-	-	70.3	-	1
	59	Basic Education Workplace Scheme	4.4	-	-	4.4	-	
<b>2</b>		<b>Training</b>	<b>407.9</b>	<b>246.6 s</b>	<b>-</b>	<b>161.3 s</b>	<b>-</b>	
	45	Local Training Initiative	30.7	26.3	-	4.4	-	1
	51	Specialist Training Providers	52.0	21.5	-	30.5	-	
2.1	10	Back to education allowance (BTEA)	64.1	64.1	-	-	-	
	35	VTOS (Vocational training opportunities scheme)	68.3	42.6	-	25.7	-	1
	38	Bridging Foundation	21.2	15.3	-	5.9	-	1
	39	Specific Skills Training	37.4	26.0	-	11.3	-	1
	43	Return to Work	2.8	2.0 s	-	0.8 s	-	1
2.3	34	Youthreach	59.3	14.4	-	45.0	-	
	40	Traineeship	25.2	18.5	-	6.7	-	1
	41	Foundation/Progression in Community Training Centres	46.8	15.7 s	-	31.0 s	-	1
<b>3</b>		<b>Job rotation and job sharing</b>	<b>-</b>	<b>-</b>	<b>-</b>	<b>-</b>	<b>-</b>	
<b>4</b>		<b>Employment incentives</b>	<b>72.4 e</b>	<b>72.4 e</b>	<b>: n</b>	<b>-</b>	<b>-</b>	
4.1	4	Back to work allowance	71.1 e	71.1 e	-	-	-	3
	5	PRSI Exemption scheme	: n	-	: n	-	-	
	7	Part-time job incentive scheme	1.3	1.3	-	-	-	
<b>5</b>		<b>Supported employment and rehabilitation</b>	<b>15.9</b>	<b>-</b>	<b>7.6</b>	<b>8.3</b>	<b>-</b>	
5.1	52	Supported Employment Programme	8.3	-	-	8.3	-	
	60	Wage subsidy scheme	7.6	-	7.6	-	-	
<b>6</b>		<b>Direct job creation</b>	<b>397.6</b>	<b>359.0</b>	<b>-</b>	<b>38.6</b>	<b>-</b>	
	23	Community employment scheme	357.5	322.9	-	34.6	-	
	37	Job Initiative	40.1	36.1	-	4.0	-	1
<b>7</b>		<b>Start-up incentives</b>	<b>-</b>	<b>-</b>	<b>-</b>	<b>-</b>	<b>-</b>	
	3	Back to work enterprise allowance (BWEA)	-	-	-	-	-	3
<b>8</b>		<b>Out-of-work income maintenance and support</b>	<b>1,607.9</b>	<b>1,440.5</b>	<b>167.4</b>	<b>-</b>	<b>-</b>	
8.1	1	Unemployment benefit	544.9	544.9	-	-	-	
	2	Unemployment assistance	875.1	875.1	-	-	-	
8.4	49	Redundancy Payments	182.2	14.8	167.4	-	-	
8.5	50	Insolvency Payments	5.7	5.7	-	-	-	
<b>9</b>		<b>Early retirement</b>	<b>124.5</b>	<b>124.5</b>	<b>-</b>	<b>-</b>	<b>-</b>	
9.2	12	Pre-retirement allowance	124.5	124.5	-	-	-	

### B.3.7 LMP expenditure by intervention and by type of action, 2007: Ireland

*Euro (millions)*

 Category, intervention number and name	15.1 Total	15.2 Transfers to individuals	15.3 Transfers to employers	15.4 Transfers to service providers	15.5 Not specified	Notes
<b>1-9</b> <b>Total LMP (categories 1-9)</b>	<b>3,028.5 e</b>	<b>2,243.3 s</b>	<b>175.0</b>	<b>610.2 s</b>	<b>-</b>	
<b>2-7</b> <b>Total LMP measures (categories 2-7)</b>	<b>893.7 e</b>	<b>677.9 s</b>	<b>7.6</b>	<b>208.2 s</b>	<b>-</b>	
<b>8-9</b> <b>Total LMP supports (categories 8-9)</b>	<b>1,732.4</b>	<b>1,565.0</b>	<b>167.4</b>	<b>-</b>	<b>-</b>	

Key : Not available; :n Not significant; - Not applicable or real zero or zero by default; 0 or 0.00 Less than half of the unit used; e Estimated value; s Eurostat estimate

1 Includes ESF contribution.


2 High Support Process (HSP) changed its name to Technical Employment Support Grant (TESG) in 2007 when it was paired with a new grant subsidy called Customised Training Fund.

3 Total expenditure on Back to Work Allowances (Employees and Enterprise) is shown under IE-4.




**B.3.8 LMP expenditure by intervention and by type of action, 2007: Greece (2006 data)**

*Euro (millions)*


		Category, intervention number and name	15.1 Total	15.2 Transfers to individuals	15.3 Transfers to employers	15.4 Transfers to service providers	15.5 Not specified	Notes
<b>1</b>		<b>Labour market services</b>	<b>55.8</b>	-	-	<b>55.8</b>	-	
1.1	31	Counselling - vocational guidance	2.9	-	-	2.9	-	1
	32	Individualised Approach services (OAED)	48.3	-	-	48.3	-	1
	62	Integrated interventions in favour of women	4.5	-	-	4.5	-	1
<b>2</b>		<b>Training</b>	<b>129.9 e</b>	<b>70.2 e</b>	<b>- e</b>	<b>59.7 e</b>	-	
2.1	8	Continuous vocational training programme	7.1 e	7.1 e	-	-	-	1
	37	Training for unemployed seamen (Ministry of Merchant Marine)	8.4 e	1.8 e	-	6.6 e	-	1
	87	Subsidisation of Vocational Training S.A. for the implementation of special training actions in the region of Western Macedonia	3.0 e	1.1 e	-	1.9 e	-	1
	88	Subsidies for the implementation of special training actions in the region of Peloponese	0.3 e	0.1 e	-	0.2 e	-	1
	89	Subsidies for the implementation of special training actions in the region of Central Macedonia	2.3 e	2.3 e	-	-	-	1
	91	Vocational training of the unemployed in certified centres in the region of Central Greece	2.0 e	2.0 e	-	-	-	1
	93	Continuing training of health professionals	1.7 e	0.5 e	-	1.2 e	-	1
	94	Subsidies for the implementation of vocational training in the Region of Epirus	1.8 e	1.8 e	-	-	-	1
	95	Vocational training of the unemployed, employed and self-employed in certified centres in the South Aegean region	4.5 e	2.6 e	-	1.9 e	-	1
2.2	82	[Component] Subsidy programme for new professionals, new jobs and stage (O.R.P) - Stage (workplace training)	5.8 e	5.8 e	- e	-	-	1
	83	[Component] Subsidy programme for new professionals, new jobs and stage (Women) - Stage (workplace training)	0.4 e	0.4 e	- e	-	-	1
	99	[Component] Subsidy programme for new professionals, new jobs and stage (O.R.P) for unemployed women - Stage (workplace training)	0.7 e	0.7 e	- e	-	-	1
	100	[Component] Subsidy programme for employment (New Jobs and Stage) (Integrated Interventions) - Stage (workplace training)	19.9 e	19.9 e	- e	-	-	1
2.3	33	Continuous vocational training programs for the unemployed (Ministry of Labour - KEK)	39.6 e	13.7 e	-	25.8 e	-	1
	70	Training on environmental protection and management	11.8 e	3.9 e	-	7.9 e	-	1
	76	Integrated interventions for disadvantaged groups (Greek-Muslims and ROMA)	3.3 e	0.8 e	-	2.5 e	-	1
	77	Integrated interventions for disadvantaged groups (Repatriates)	6.1 e	1.5 e	-	4.6 e	-	1
	97	Training in construction in accredited vocational centres for the unemployed	11.2 e	4.1 e	-	7.1 e	-	1
<b>3</b>		<b>Job rotation and job sharing</b>	-	-	-	-	-	

### B.3.8 LMP expenditure by intervention and by type of action, 2007: Greece (2006 data)

		<i>Euro (millions)</i>					
	Category, intervention number and name	15.1 Total	15.2 Transfers to individuals	15.3 Transfers to employers	15.4 Transfers to service providers	15.5 Not specified	Notes
<b>4</b>	<b>Employment incentives</b>	<b>123.5 e</b>	<b>5.1 e</b>	<b>118.4 e</b>	-	-	
4.1	9 Programme New Jobs for the unemployed (OAED)	15.4 e	-	15.4 e	-	-	1
	51 Stage programme for the promotion of Employment to the Information Society	6.5 e	2.3 e	4.1 e	-	-	1
	60 Programme for the subsidised employment of special social groups	9.8 e	2.7 e	7.1 e	-	-	1
	63 Programme New Jobs for the unemployed (L.A.E.K.) in 13 prefectures	3.4 e	-	3.4 e	-	-	
	66 Programme new jobs for the unemployed aged 18-30 years old	14.5 e	-	14.5 e	-	-	1
	73 Programme for the subsidized employment of special social groups - ESF	20.4 e	-	20.4 e	-	-	1
	79 Subsidy programme for employment in the environment sector	0.5 e	-	0.5 e	-	-	1
	82 [Component] Subsidy programme for new professionals, new jobs and stage (O.R.P) - New jobs	4.9 e	- e	4.9 e	-	-	1
	83 [Component] Subsidy programme for new professionals, new jobs and stage (Women) - New jobs	0.3 e	- e	0.3 e	-	-	1
	99 [Component] Subsidy programme for new professionals, new jobs and stage (O.R.P) for unemployed women - New jobs	1.8 e	- e	1.8 e	-	-	1
	100 [Component] Subsidy programme for employment (New Jobs and Stage) (Integrated Interventions) - New jobs	46.0 e	- e	46.0 e	-	-	1
<b>5</b>	<b>Supported employment and rehabilitation</b>	<b>0.1 e</b>	<b>0.1 e</b>	-	-	-	
5.2	1 Training programs for people with mental retardation	0.1 e	0.1 e	-	-	-	
<b>6</b>	<b>Direct job creation</b>	<b>2.4 e</b>	-	<b>2.4 e</b>	-	-	
	96 Employment promotion actions with the active participation of Non Governmental Organisations (for the unemployed) - First Cycle	2.4 e	-	2.4 e	-	-	1
<b>7</b>	<b>Start-up incentives</b>	<b>47.6 e</b>	<b>47.6 e</b>	- e	-	-	
	74 Subsidy programme for New Professionals in the sectors of culture and environment	6.6 e	6.6 e	-	-	-	1
	82 [Component] Subsidy programme for new professionals, new jobs and stage (O.R.P) - New professionals	6.4 e	6.4 e	- e	-	-	1
	83 [Component] Subsidy programme for new professionals, new jobs and stage (Women) - New professionals	0.6 e	0.6 e	- e	-	-	1
	84 Subsidy programme for New Professionals in the Information Society	2.4 e	2.4 e	-	-	-	1
	98 Subsidy programme for new freelance professionals (Year 2006)	23.9 e	23.9 e	-	-	-	1
	99 [Component] Subsidy programme for new professionals, new jobs and stage (O.R.P) for unemployed women - New professionals	1.9 e	1.9 e	- e	-	-	1
	100 [Component] Subsidy programme for employment (New Jobs and Stage) (Integrated Interventions) - Freelance professionals	5.9 e	5.9 e	- e	-	-	1

### B.3.8 LMP expenditure by intervention and by type of action, 2007: Greece (2006 data)

Euro (millions)

		Category, intervention number and name	15.1 Total	15.2 Transfers to individuals	15.3 Transfers to employers	15.4 Transfers to service providers	15.5 Not specified	Notes
<b>8</b>		<b>Out-of-work income maintenance and support</b>	<b>803.3</b>	<b>803.3</b>	-	-	-	
8.1	22	Unemployment benefit	695.6	695.6	-	-	-	
	23	Special unemployment assistance for those exceeding the unemployment benefit period	0.3	0.3	-	-	-	
	24	Special assistance following a trimester of registered unemployment	2.8	2.8	-	-	-	
	27	National system of protection from unemployment - ESPA (benefit for young unemployed)	1.0	1.0	-	-	-	
	28	Special assistance for ex offenders	0.5	0.5	-	-	-	
	29	Special assistance for former political refugees and repatriated	0.0	0.0	-	-	-	
	71	Assistance for long term unemployed	2.6	2.6	-	-	-	
8.2	58	Special seasonal assistance	100.5	100.5	-	-	-	
<b>9</b>		<b>Early retirement</b>	-	-	-	-	-	
<b>1-9</b>		<b>Total LMP (categories 1-9)</b>	<b>1,162.6 e</b>	<b>926.2 e</b>	<b>120.8 e</b>	<b>115.5 e</b>	-	
<b>2-7</b>		<b>Total LMP measures (categories 2-7)</b>	<b>303.4 e</b>	<b>122.9 e</b>	<b>120.8 e</b>	<b>59.7 e</b>	-	
<b>8-9</b>		<b>Total LMP supports (categories 8-9)</b>	<b>803.3</b>	<b>803.3</b>	-	-	-	

Key : Not available; :n Not significant; - Not applicable or real zero or zero by default; 0 or 0.00 Less than half of the unit used; e Estimated value; s Eurostat estimate

1 Includes ESF contribution.

### B.3.9 LMP expenditure by intervention and by type of action, 2007: Spain

Euro (millions)

eurostat		Category, intervention number and name	15.1 Total	15.2 Transfers to individuals	15.3 Transfers to employers	15.4 Transfers to service providers	15.5 Not specified	Notes
<b>1</b>		<b>Labour market services</b>	<b>956.5</b>	-	<b>1.2</b>	<b>955.3</b>	-	
1.1	28	Vocational guidance	70.2	-	-	70.2	-	
	48	Vocational guidance (measure ES-28-regions)	21.6	-	0.4	21.3	-	
	60	Experimental programmes for vocational integration	31.4	-	-	31.4	-	
	61	Information services	7.1	-	-	7.1	-	
	67	Experimental programmes for vocational integration (measure ES-60 regions)	9.0	-	0.6	8.3	-	
	68	Information services (measure ES-61 regions)	3.2	-	0.2	3.0	-	
1.2	56	Administration of active measures	92.7	-	-	92.7	-	
	57	Administration of benefits	233.1	-	-	233.1	-	
	58	Other services/activities	465.5	-	-	465.5	-	
	65	Administration of active measures (measure ES-56 regions)	1.6	-	-	1.6	-	
	69	Other services/activities (measure ES-58 regions)	21.0	-	-	21.0	-	
<b>2</b>		<b>Training</b>	<b>1,464.1</b>	<b>56.3</b>	<b>125.6</b>	<b>1,282.2</b>	-	
2.1	8	National plan for vocational training and integration (Plan FIP)	795.2	38.0	-	757.2	-	1
	35	National plan for vocational training and integration (Plan FIP, measure ES-8-regions)	128.7	18.3	3.8	106.5	-	
2.2	9	Training at the workplace (employment and training - E.T, C.O and T.E.)	395.1	-	-	395.1	-	1
	10	Vocational training in sectors at risk of job losses	61.2	-	61.2	-	-	1
	14	Incentives for training contracts	44.2	-	44.2	-	-	
	62	Vocational training in sectors at risk of job losses (measure ES-10 regions)	11.4	-	2.9	8.5	-	
	63	Incentives for training contracts (measure ES-14 regions)	0.6	:	-	0.6	-	
2.4	49	Training at the workplace (employment and training - E.T, C.O and T.E.) (measure ES-9-regions)	27.7	-	13.4	14.3	-	
<b>3</b>		<b>Job rotation and job sharing</b>	<b>74.5</b>	-	<b>74.5</b>	-	-	
3.1	17	Job rotation: temporary work contracts	74.0	-	74.0	-	-	
	41	Job rotation: temporary work contracts (measure ES-17-regions)	0.5	-	0.5	-	-	
<b>4</b>		<b>Employment incentives</b>	<b>3,271.2</b>	<b>12.6</b>	<b>3,253.8</b>	<b>4.8</b>	-	
4.1	11	Incentives for open ended employment contracts	2,280.6	-	2,280.6	-	-	1
	16	Incentives for temporary contracts	97.0	-	97.0	-	-	
	29	Support for domestic migration	: n	: n	-	-	-	
	36	Incentives for open ended employment contracts (measure ES-11-regions)	131.4	12.6	114.6	4.2	-	
	37	Open ended employment contracts for persons aged over 45 (measure ES-12-regions)	: n	-	: n	-	-	2
	38	Open ended employment contracts for the disabled (measure ES-13-regions)	: n	-	: n	: n	-	2
	39	Conversion of apprenticeship, training and substitution contracts into permanent contracts (measure ES-15-regions)	: n	-	: n	-	-	2
	40	Incentives for temporary contracts (measure ES-16-regions)	24.2	-	23.5	0.7	-	
4.2	59	Employment support	699.6	-	699.6	-	-	
	66	Employment support (measure ES-59 regions)	38.5	-	38.5	-	-	
<b>5</b>		<b>Supported employment and rehabilitation</b>	<b>223.4</b>	-	<b>219.5</b>	<b>3.9</b>	-	
5.1	3	Support for employment in special employment centres and ordinary enterprises	203.1	-	203.1	-	-	
	34	Support for employment in special employment centres and ordinary enterprises (measure ES-3-regions)	20.3	-	16.4	3.9	-	

### B.3.9 LMP expenditure by intervention and by type of action, 2007: Spain

Euro (millions)

eurostat		Category, intervention number and name	15.1 Total	15.2 Transfers to individuals	15.3 Transfers to employers	15.4 Transfers to service providers	15.5 Not specified	Notes
<b>6</b>		<b>Direct job creation</b>	<b>649.8</b>	-	<b>649.8</b>	-	-	
18		Direct job creation	596.8	-	596.8	-	-	3
19		Promotion of agricultural employment in Andalucía, Extremadura and under-developed rural areas	-	-	-	-	-	3
42		Direct job creation (measure ES-18-regions)	53.0	-	53.0	-	-	
52		Promotion of agricultural employment in under-developed rural areas (measure ES-19-regions)	: n	-	: n	-	-	2
<b>7</b>		<b>Start-up incentives</b>	<b>925.5 e</b>	<b>717.5 e</b>	<b>187.5</b>	<b>20.5</b>	-	
20		Capitalisation of unemployment benefits	595.1	595.1 e	-	-	-	
21		Promotion of self-employment	142.8	58.5 e	84.3	-	-	1,4
22		Financial aid for the integration of returning emigrants	0.1 e	0.1 e	-	-	-	5
23		Promotion of employment in co-operatives (job creation and maintenance)	14.3	-	14.3	-	-	1
24		Promotion of local employment initiatives	-	-	-	-	-	1,4
25		Reduction of social contributions to promote self-employment and social enterprises	68.2	2.5	65.6	-	-	1
43		Promotion of self-employment (measure ES-21-regions)	100.2	60.1	19.6	20.5	-	
44		Promotion of employment in co-operatives (job creation and maintenance) (measure ES-23-regions)	3.9	0.2	3.7	-	-	
45		Promotion of local employment initiatives (measure ES-24-regions)	-	-	-	:	-	4
46		Reduction of social contributions to promote self-employment and social enterprises (measure ES-25-regions)	1.0	1.0	:	-	-	
<b>8</b>		<b>Out-of-work income maintenance and support</b>	<b>14,762.9 e</b>	<b>14,762.9 e</b>	-	-	-	
8.1	5	Contributory unemployment benefit	10,897.5	10,897.5	-	-	-	
	6	Unemployment assistance	2,311.4	2,311.4	-	-	-	
	7	Assistance for unemployed casual agricultural workers (Agrarian income)	844.8	844.8	-	-	-	
	32	Active jobseeker's back-to-work allowance	345.2	345.2	-	-	-	
	64	Active jobseeker's back-to-work allowance (measure ES-32 regions)	6.3 e	6.3 e	-	:	-	6
8.2	4	Partial unemployment benefits (contributory)	36.9	36.9	-	-	-	
8.5	30	Bankruptcy compensation	320.7	320.7	-	-	-	
<b>9</b>		<b>Early retirement</b>	<b>444.9</b>	<b>443.7</b>	<b>1.3</b>	-	-	
9.1	26	Early retirement with substitution by another worker	2.7	2.7	-	-	-	
	27	Replacement contracts	296.2	296.2	-	-	-	
	47	Early retirement with substitution by another worker (measure ES-26-regions)	0.4	0.3	0.2	-	-	
	53	Replacement contracts (measure ES-27-regions)	1.1	0.0	1.1	-	-	
9.2	2	Early retirement allowance	144.5	144.5	-	-	-	
	33	Early retirement allowance (measure ES-2-regions)	: n	: n	-	-	-	2
<b>1-9</b>		<b>Total LMP (categories 1-9)</b>	<b>22,772.8 e</b>	<b>15,992.9 e</b>	<b>4,513.2</b>	<b>2,266.7</b>	-	
<b>2-7</b>		<b>Total LMP measures (categories 2-7)</b>	<b>6,608.5 e</b>	<b>786.4 e</b>	<b>4,510.7</b>	<b>1,311.4</b>	-	
<b>8-9</b>		<b>Total LMP supports (categories 8-9)</b>	<b>15,207.8 e</b>	<b>15,206.6 e</b>	<b>1.3</b>	-	-	

Key : Not available; : n Not significant; - Not applicable or real zero or zero by default; 0 or 0.00 Less than half of the unit used; e Estimated value; s Eurostat estimate

1 Includes ESF contribution.

2 Detailed data on the Autonomous Communities are not available, but they are estimated to represent a small share of the total in each LMP category.

3 ES-18 includes expenditure of ES-19.

4 ES-21 includes expenditure of ES-24 and ES-45.

5 Data refer to 2006.

6 Data refer to 2006 (and covers only Cataluña).

### B.3.10 LMP expenditure by intervention and by type of action, 2007: France

Euro (millions)

eurostat		Category, intervention number and name	15.1 Total	15.2 Transfers to individuals	15.3 Transfers to employers	15.4 Transfers to service providers	15.5 Not specified	Notes
<b>1</b>		<b>Labour market services</b>	<b>4,232.2 e</b>	<b>48.2</b>	<b>-</b>	<b>4,184.0 e</b>	<b>-</b>	
1.1	42	National employment agency (ANPE)	1,639.1	-	-	1,639.1	-	1
	43	Managerial employment agency (APEC)	100.7 e	-	-	100.7 e	-	2
	44	Local centres, permanent reception, information and advisory services (ML-PAIO)	229.9	-	-	229.9	-	1
	45	Retraining units	22.5	0.9	-	21.6	-	
	53	Personalised services of ANPE	-	-	-	-	-	3
	54	Job search workshops (ANPE)	-	-	-	-	-	3
	55	Appraisal services of ANPE	-	-	-	-	-	3
	56	Support services of ANPE	-	-	-	-	-	3
	57	Guidance and monitoring services of AFPA	77.0	-	-	77.0	-	1
	74	Cap Emploi (AGEFIPH)	61.6	-	-	61.6	-	
	79	Individual guidance for young people (CIVIS)	52.3	47.3	-	5.0	-	
	84	[Component] Personal retraining agreement (CRP) - Individual retraining services	52.1	-	-	52.1	-	
	86	Privately operated placement services for benefit recipients	56.2	-	-	56.2	-	
	93	Accelerated search process (PPAE 1)	60.6	-	-	60.6	-	
	94	Active search process (PPAE 2)	207.2	-	-	207.2	-	
	95	Accompanied search process (PPAE 3)	219.4	-	-	219.4	-	
	96	Process for new company creators (PPAE-CE)	11.6	-	-	11.6	-	
1.2	73	Administrative costs of UNEDIC	1,390.7	-	-	1,390.7	-	4
	87	Local employment centres	51.3	-	-	51.3	-	
<b>2</b>		<b>Training</b>	<b>5,110.8 e</b>	<b>2,198.4 e</b>	<b>1,616.3 e</b>	<b>1,296.2</b>	<b>-</b>	
	18	Training allowance - public system	383.3	383.3	-	-	-	
	63	Back-to-work support - training allowance (AREF)	905.6	905.6	-	-	-	5
	64	Training support (PARE)	10.8	10.8	-	-	-	
	84	[Component] Personal retraining agreement (CRP) - Special retraining allowance	421.4	416.7	4.8	-	-	
2.1	10	Courses offered by the Association for Adult Vocational Training (AFPA)	377.0	71.9	-	305.1	-	
	11	Courses for specific groups (IRILL)	24.4	-	-	24.4	-	1
	70	Training agreements (PARE)	150.7	-	-	150.7	-	
	85	Training courses organised by the regions	1,213.1	397.8	-	815.3	-	6
2.2	20	FNE conventions on training and retraining	4.3	0.5	3.2	0.6	-	1
2.3	71	Training actions prior to recruitment (AFPE/PARE)	29.5	-	29.5	-	-	
	88	Actions prior to recruitment (APR)	23.9	11.9 e	11.9 e	-	-	
2.4	22	Exemptions and subsidies for recruitment of apprentices	1,566.9 e	-	1,566.9 e	-	-	
<b>3</b>		<b>Job rotation and job sharing</b>	<b>-</b>	<b>-</b>	<b>-</b>	<b>-</b>	<b>-</b>	
<b>4</b>		<b>Employment incentives</b>	<b>2,413.3 e</b>	<b>547.9</b>	<b>1,581.3 e</b>	<b>284.1</b>	<b>-</b>	
4.1	26	Employment-initiative contract (CIE)	149.5	-	149.5	-	-	1,7
	32	Degressive temporary allowance	8.3	8.3	-	-	-	
	36	Economic integration enterprises	121.4	-	104.5	16.9	-	1
	37	Intermediary associations	167.1 e	-	153.5 e	13.6	-	1
	49	Aid granted by the Association for the vocational integration of the disabled (AGEFIPH)	408.3	71.6	110.5	226.2	-	
	61	Enterprises providing temporary work for integration purposes	27.2	-	-	27.2	-	
	65	Degressive support to employer (PARE)	68.0	-	68.0	-	-	
	66	Mobility support (PARE)	17.0	17.0	-	-	-	
	67	Youth-in-business contract	298.4	-	298.4	-	-	
	76	Professionalisation contract	361.6	0.7	360.9	-	-	
	80	Minimum-earned-income integration contract (CI-RMA)	104.7	-	104.7	-	-	
	81	Employment-initiative contract (CIE-PCS)	231.3	-	231.3	-	-	
	98	Financial support and back-to-work grants	448.8	448.8	-	-	-	8
4.2	33	Retraining leave	1.7	1.5	-	0.2	-	1

### B.3.10 LMP expenditure by intervention and by type of action, 2007: France

Euro (millions)

eurostat		Category, intervention number and name	15.1 Total	15.2 Transfers to individuals	15.3 Transfers to employers	15.4 Transfers to service providers	15.5 Not specified	Notes
<b>5</b>		<b>Supported employment and rehabilitation</b>	<b>1,252.0</b>	-	<b>1,252.0</b>	-	-	
5.1	91	Supported contracts for disabled (ESAT)	1,004.7	-	1,004.7	-	-	9
	92	Adapted firms	247.3	-	247.3	:	-	10
<b>6</b>		<b>Direct job creation</b>	<b>3,834.6</b>	-	<b>3,834.6</b>	-	-	
	40	Consolidated employment contract (CEC)	152.3	-	152.3	:	-	-1,11,12
	46	Youth employment contract	142.9	-	142.9	-	-	11
	82	Contract for the future (CAV)	1,364.9	-	1,364.9	-	-	
	83	Employment assistance contract (CAE)	2,174.5	-	2,174.5	-	-	
<b>7</b>		<b>Start-up incentives</b>	<b>489.7 e</b>	<b>488.8 e</b>	-	<b>0.9</b>	-	
	38bis	Consultancy cheque-book for business creation	10.3	10.3	-	-	-	1
	38	Aid for the unemployed setting-up or rescuing a company	455.7 e	455.7 e	-	-	-	13
	59	Support for new business development	23.7	22.9 e	-	0.9	-	
<b>8</b>		<b>Out-of-work income maintenance and support</b>	<b>22,675.7</b>	<b>22,656.5</b>	<b>19.1</b>	-	-	
8.1	1	Back-to-work support allowance (Unemployment insurance system)	19,850.0	19,850.0	-	-	-	
	2	Integration allowance (Solidarity scheme)	20.7	20.7	-	-	-	14
	3	Specific solidarity allowance (Solidarity scheme)	1,951.1	1,951.1	-	-	-	13
	72	Pension equivalent allowance (Solidarity scheme)	770.8	770.8	-	-	-	
	89	Temporary delay allowance (ATA)	64.0	64.0	-	-	-	15
8.2	4	Partial unemployment	19.1	-	19.1	-	-	
<b>9</b>		<b>Early retirement</b>	<b>795.1</b>	<b>795.1</b>	-	-	-	
9.1	8	Job-substitution allowance	3.2	3.2	-	-	-	11
	34	Phased early retirement	162.4	162.4	-	-	-	11
9.2	6	FNE special redundancy allowance	395.6	395.6	-	-	-	
	62	Early retirement for special groups of employees (CATS)	233.9	233.9	-	-	-	
<b>1-9</b>		<b>Total LMP (categories 1-9)</b>	<b>40,803.3 e</b>	<b>26,734.9 e</b>	<b>8,303.3 e</b>	<b>5,765.1 e</b>	-	
<b>2-7</b>		<b>Total LMP measures (categories 2-7)</b>	<b>13,100.4 e</b>	<b>3,235.1 e</b>	<b>8,284.2 e</b>	<b>1,581.2</b>	-	
<b>8-9</b>		<b>Total LMP supports (categories 8-9)</b>	<b>23,470.7</b>	<b>23,451.6</b>	<b>19.1</b>	-	-	

Key : Not available; :n Not significant; - Not applicable or real zero or zero by default; 0 or 0.00 Less than half of the unit used; e Estimated value; s Eurostat estimate

- 1 Includes ESF contribution.
- 2 Data refer to 2006.
- 3 Expenditure is already counted under FR-93 to FR-96.
- 4 Expenditure currently only covers out-of-work income support/maintenance (cat 8) and early-retirement (cat 9).
- 5 Training allowances paid to persons participating to different training programmes (FR-64, 70, 71, as well as FR-10, 11 and FR-85).
- 6 This intervention regroups training courses organised by the Regions (previously presented in FR-9 and FR-13). Some trainees receive the AREF (FR-63).
- 7 Intervention coming to an end (replaced by FR-81).
- 8 Some beneficiaries continue to receive the Specific solidarity allowance (FR-3, which is reported under category 8).
- 9 New intervention replacing FR-47 (CAT).
- 10 New intervention replacing FR-48 (Sheltered workshops for the disabled).
- 11 Intervention coming to an end.
- 12 Replaced by FR-82 and FR-83 since May 2005.
- 13 A small share (1.7%) of expenditure reported in FR-3 is in fact paid to unemployed people creating their own business (FR-38).
- 14 Intervention coming to an end (replaced by FR-89).
- 15 This intervention replaces the Integration allowance FR-2 since November 2006.

### B.3.11 LMP expenditure by intervention and by type of action, 2007: Italy

Euro (millions)

eurostat		Category, intervention number and name	15.1 Total	15.2 Transfers to individuals	15.3 Transfers to employers	15.4 Transfers to service providers	15.5 Not specified	Notes
<b>1</b>		<b>Labour market services</b>	<b>562.2 s</b>	-	-	<b>562.2 s</b>	-	
	121	PES - staff expenditure	349.3 e	-	-	349.3 e	-	
	124	Information system for work and labour exchange (SIL)	2.5 s	-	-	2.5 s	-	1
1.1	100	ESF Co-financed Actions 2000-2006 - Counselling	104.5	-	-	104.5	-	2
1.2	122	ESF 2000-2006 - actions aimed at improving the PES	105.9	-	-	105.9	-	2
<b>2</b>		<b>Training</b>	<b>2,773.3</b>	<b>154.3</b>	<b>2,102.9</b>	<b>516.0</b>	-	
	103	ESF Co-financed Actions 2000-2006 - Training for reintegration into work	36.2	-	-	36.2	-	2
	104	ESF Cofinanced Actions 2000-2006 - Training post compulsory education and post diploma	331.9	-	-	331.9	-	2
	105	ESF Co-financed Actions 2000-2006 - Training voucher	50.5	50.5	-	-	-	2
	118	Training interventions financed by the solidarity fund for the credit sector	81.4	-	-	81.4	-	
	119	Training interventions financed by the solidarity fund for the cooperative credit sector	1.7	-	-	1.7	-	
2.1	106	ESF Co-financed Actions 2000-2006 - Integrated measures for reintegration into work	53.4	-	-	53.4	-	2
2.2	24	Training & work contracts	0.7	-	0.7	-	-	
	93	Work-entry contract	112.2	-	112.2	-	-	
2.3	102	ESF Co-financed Actions 2000-2006 - Institutional training for people involved in Training and work contracts	2.5	-	-	2.5	-	2,3
	111	ESF Co-financed Actions 2000-2006 - vocational integration schemes	1.1	1.1	-	-	-	2
	112	ESF Co-financed Actions 2000-2006 - stages	102.8	102.8	-	-	-	2
2.4	25	Apprenticeship	1,990.0	-	1,990.0	-	-	
	101	ESF Co-financed Actions 2000-2006 - Institutional Training for Apprentices	8.9	-	-	8.9	-	2
<b>3</b>		<b>Job rotation and job sharing</b>	<b>39.4</b>	-	<b>39.4</b>	-	-	
3.1	91	Incentives to provide fixed-term jobs as replacement for workers on compulsory leave	36.1	-	36.1	-	-	
3.2	8	[Component] Solidarity contracts - Expansive solidarity contracts	1.9	-	1.9	-	-	4
	108	ESF Cofinanced Actions 2000-2006 - Incentives for enterprises to implement job rotation and job sharing	1.4	-	1.4	-	-	2



### B.3.11 LMP expenditure by intervention and by type of action, 2007: Italy

Euro (millions)

eurostat		Category, intervention number and name	15.1 Total	15.2 Transfers to individuals	15.3 Transfers to employers	15.4 Transfers to service providers	15.5 Not specified	Notes
<b>4</b>		<b>Employment incentives</b>	<b>2,298.3</b>	<b>16.1</b>	<b>2,282.2</b>	-	-	
4.1	3	[Component] Incentives for hiring those registered in mobility lists - Open ended contracts	220.7	-	220.7	-	-	
	3	[Component] Incentives for hiring those registered in mobility lists - Temporary contracts	321.7	-	321.7	-	-	
	10	Reintegration contracts	0.4	-	0.4	-	-	
	32	Reintegration of managers in SMEs	0.7	-	0.7	-	-	
	35	Incentives for taking on employees in CIGS	2.9	-	2.9	-	-	
	36	Incentives for taking on long-term unemployed	1,310.3	-	1,310.3	-	-	
	51	Total triennial relief	18.5	-	18.5	-	-	
	53	Vocational integration schemes	10.7	10.7	-	-	-	
	55	[Component] Subsidies for the reinsertion of ex-LSU - Labour cost subsidies	0.0	-	0.0	-	-	3,5
	59	Conversion of temporary apprenticeship contracts into permanent ones	314.5	-	314.5	-	-	
	60	Conversion of temporary training & work contracts into permanent ones	8.9	-	8.9	-	-	
	67	Exemption from social contributions for disadvantaged workers in social co-operatives	2.0	-	2.0	-	-	
	89	Total triennial relief (L.448/01)	-	-	-	-	-	3
	90	Incentives for employment of disabled people	37.0	-	37.0	-	-	
	107	ESF Co-financed Actions 2000-2006 - Incentives for hiring	37.6	-	37.6	-	-	2
	109	ESF Cofinanced Actions 2000-2006 - mobility allowance	1.2	1.2	-	-	-	2
	110	ESF Co-financed Actions 2000-2006 - Job grants	1.7	1.7	-	-	-	2
	113	ESF Co-financed Actions 2000-2006 - Other work experience	2.5	2.5	-	-	-	2
	120	Integration of prisoners into work	1.7	-	1.7	-	-	
4.2	49	Realignment contracts	5.3	-	5.3	-	-	
<b>5</b>		<b>Supported employment and rehabilitation</b>	<b>-</b>	<b>-</b>	<b>-</b>	<b>-</b>	<b>-</b>	
<b>6</b>		<b>Direct job creation</b>	<b>130.3</b>	<b>130.3</b>	<b>-</b>	<b>-</b>	<b>-</b>	
	11	Socially useful work (LSU)	113.5	113.5	-	-	-	
	114	ESF Cofinanced Actions 2000-2006 - public utility works	16.8	16.8	-	-	-	2
<b>7</b>		<b>Start-up incentives</b>	<b>473.1</b>	<b>431.0</b>	<b>: n</b>	<b>42.1</b>	<b>-</b>	
	19	Loans for one-person businesses	361.9	361.9	-	-	-	
	55	[Component] Subsidies for the reinsertion of ex-LSU - Self-employed	: n	: n	: n	-	-	3,5
	65	Relief for workers under 32 starting their own business	3.4	3.4	-	-	-	
	115	ESF Cofinanced Actions 2000-2006 - training for the creation of new enterprises	5.0	-	-	5.0	-	2
	116	ESF Co-financed Actions 2000-2006 - Incentives for self-employment	65.8	65.8	-	-	-	2
	117	ESF Co-financed Actions 2000-2006 - Integrated steps for business creation	37.0	-	-	37.0	-	2

### B.3.11 LMP expenditure by intervention and by type of action, 2007: Italy

Euro (millions)

eurostat		Category, intervention number and name	15.1 Total	15.2 Transfers to individuals	15.3 Transfers to employers	15.4 Transfers to service providers	15.5 Not specified	Notes
<b>8</b>		<b>Out-of-work income maintenance and support</b>	<b>9,648.1</b>	<b>9,647.6</b>	<b>0.6</b>	-	-	
8.1	3a	Mobility allowance	1,629.8	1,629.8	-	-	-	
	71	Ordinary unemployment benefit (outside agriculture)	2,745.9	2,745.9	-	-	-	6
	72	Ordinary unemployment benefit with reduced requirements (outside agriculture)	1,728.5	1,728.5	-	-	-	
	73	Ordinary unemployment benefit in the agricultural sector	541.2	541.2	-	-	-	
	74	Special unemployment benefit in the agricultural sector (66%)	493.3	493.3	-	-	-	
	75	Special unemployment benefit in the agricultural sector (40%)	319.2	319.2	-	-	-	
	76	Unemployment benefit with reduced requirements in the agricultural sector	20.6	20.6	-	-	-	
	77	Special unemployment benefit in the construction sector	45.5	45.5	-	-	-	
	78	Ordinary unemployment benefit in the construction sector	-	-	-	-	-	6
	94	Special solidarity funds in credit industry: extraordinary cheques	748.2	748.2	-	-	-	
	96	Special solidarity funds in cooperative credit industry: extraordinary cheques	15.9	15.9	-	-	-	
	97	Special solidarity funds in insurance industry: extraordinary cheques	3.4	3.4	-	-	-	
	98	Special solidarity funds in Government sector: extraordinary cheques	15.8	15.8	-	-	-	
8.2	8	[Component] Solidarity contracts - Defensive solidarity contracts	0.6	-	0.6	-	-	4
	80	Ordinary Wage Compensation Fund	432.6	432.6	-	-	-	7
	81	Extraordinary Wage Compensation Fund	907.6	907.6	-	-	-	
<b>9</b>		<b>Early retirement</b>	<b>1,352.7</b>	<b>1,352.7</b>	-	-	-	
9.2	16	Early retirement	1,352.7	1,352.7	-	-	-	
<b>1-9</b>		<b>Total LMP (categories 1-9)</b>	<b>17,277.3 s</b>	<b>11,732.0</b>	<b>4,425.0</b>	<b>1,120.3 s</b>	-	
<b>2-7</b>		<b>Total LMP measures (categories 2-7)</b>	<b>5,714.3</b>	<b>731.7</b>	<b>4,424.5</b>	<b>558.1</b>	-	
<b>8-9</b>		<b>Total LMP supports (categories 8-9)</b>	<b>11,000.8</b>	<b>11,000.2</b>	<b>0.6</b>	-	-	

Key : Not available; :n Not significant; - Not applicable or real zero or zero by default; 0 or 0.00 Less than half of the unit used; e Estimated value; s Eurostat estimate

1 Data refer to 2006.

2 Includes ESF contribution.

3 Intervention coming to an end.

4 Periodic cash payments to individuals paid to participants in measure IT-8 are counted under interventions IT-80 and IT-81.

5 Mixed measure in categories 4 and 7. The breakdown by component is not known so all expenditure and participants have been allocated to category 4, which is assumed to be the most important component.

6 Expenditure on ordinary unemployment benefits (IT-71) include those paid to persons working in the construction sector (IT-78).

7 Includes social contributions credited on behalf of beneficiaries.

### B.3.12 LMP expenditure by intervention and by type of action, 2007: Cyprus

Euro (millions)

eurostat		Category, intervention number and name	15.1 Total	15.2 Transfers to individuals	15.3 Transfers to employers	15.4 Transfers to service providers	15.5 Not specified	Notes
<b>1</b>		<b>Labour market services</b>	<b>6.7 e</b>	-	-	<b>6.7 e</b>	-	
1.1	9	[Component] Public employment services - Individualised Approach	- e	-	-	- e	-	1,2
1.2	9	[Component] Public employment services - Administration costs	3.5 e	-	-	3.5 e	-	1,2
	9	[Component] Public employment services - Project for the enhancement and modernisation of the PES	3.2	-	-	3.2	-	1,2
<b>2</b>		<b>Training</b>	<b>3.4 e</b>	<b>1.1</b>	<b>0.4 e</b>	<b>1.9 e</b>	-	
	4	Scheme for strengthening the management capacity of enterprises through the utilisation of tertiary-education graduates	0.2	-	0.2	0.0 e	-	3
	6	Multi-company initial training - accelerated training programmes	0.9	0.4	0.2	0.3	-	
2.1	3	Improving the computer literacy of the unemployed	1.0	0.4	-	0.6	-	2,4
	5	[Component] Promotion of employability training for the unemployed -	0.4	0.1	-	0.2	-	2,5
	7	[Component] Promotion of employability training for inactive women -	0.2	-	-	0.2	-	2,6
	8	[Component] Promotion of employability training for new secondary school graduates -	0.0	-	-	0.0	-	2,7
	10	[Component] Vocational training and labour market promotion for recipients of public assistance -	0.2 e	-	- e	0.2 e	-	2,8
	18	Vocational training for the disabled in courses independent from the Centre for the Vocational Rehabilitation of the Disabled	0.0	-	-	0.0	-	
	23	Training Programmes to Enhance the Entrepreneurship of Women and Young People	0.0	-	0.0	0.0	-	
2.2	5	[Component] Promotion of employability training for the unemployed -	0.1	0.0	-	0.1	-	2,5
	7	[Component] Promotion of employability training for inactive women -	0.4	0.2	-	0.2	-	2,6
	8	[Component] Promotion of employability training for new secondary school graduates -	0.1	-	-	0.1	-	2,7
<b>3</b>		<b>Job rotation and job sharing</b>	-	-	-	-	-	
<b>4</b>		<b>Employment incentives</b>	<b>8.5 e</b>	<b>8.2</b>	<b>0.3 e</b>	<b>- e</b>	-	
4.1	10	[Component] Vocational training and labour market promotion for recipients of public assistance -	0.0 e	-	0.0 e	- e	-	2,8
	12	Continued public assistance for recipients taking up employment	8.2	8.2	-	-	-	
	19	Promotion of equal opportunities for access to the labour market, especially those threatened by social exclusion - Employment	0.2	-	0.2	-	-	2
	24	Promotion of Flexible Forms of Employment	0.1	0.0	0.1	-	-	2,9
<b>5</b>		<b>Supported employment and rehabilitation</b>	<b>1.3 e</b>	<b>0.4 e</b>	-	<b>0.9 e</b>	-	
5.1	13	Supported employment scheme	0.2	0.2	-	-	-	
5.2	15	Centre for the Vocational Rehabilitation of the Disabled	0.9 e	0.1 e	-	0.8 e	-	10
	16	Promotion of equal opportunities for access to the labour market, especially for those threatened by social exclusion - Training	0.3	0.1	-	0.1	-	2

### B.3.12 LMP expenditure by intervention and by type of action, 2007: Cyprus

Euro (millions)

eurostat		Category, intervention number and name	15.1 Total	15.2 Transfers to individuals	15.3 Transfers to employers	15.4 Transfers to service providers	15.5 Not specified	Notes
<b>6</b>		<b>Direct job creation</b>	-	-	-	-	-	
<b>7</b>		<b>Start-up incentives</b>	<b>0.5</b>	<b>0.5</b>	-	-	-	
	1	Scheme for the encouragement, strengthening and reinforcement of female entrepreneurship	0.2	0.2	-	-	-	8,11
	2	Scheme for the encouragement, strengthening and reinforcement of youth entrepreneurship	0.3	0.3	-	-	-	8,11
	11	Subsidy for self-employment of older workers	0.0	0.0	-	-	-	
	14	Self-employment scheme	0.0	0.0	-	-	-	
	17	Scheme for the establishment of small business units	0.0	0.0	-	-	-	
<b>8</b>		<b>Out-of-work income maintenance and support</b>	<b>74.5</b>	<b>74.5</b>	-	-	-	
8.1	21	Unemployment benefit	56.3	56.3	-	-	-	12
8.4	20	Redundancy payment	18.2	18.2	-	-	-	13
<b>9</b>		<b>Early retirement</b>	-	-	-	-	-	
<b>1-9</b>		<b>Total LMP (categories 1-9)</b>	<b>94.9 e</b>	<b>84.8 e</b>	<b>0.6 e</b>	<b>9.5 e</b>	-	
<b>2-7</b>		<b>Total LMP measures (categories 2-7)</b>	<b>13.8 e</b>	<b>10.3 e</b>	<b>0.6 e</b>	<b>2.8 e</b>	-	
<b>8-9</b>		<b>Total LMP supports (categories 8-9)</b>	<b>74.5</b>	<b>74.5</b>	-	-	-	

Key : Not available; :n Not significant; - Not applicable or real zero or zero by default; 0 or 0.00 Less than half of the unit used; e Estimated value; s Eurostat estimate

- 1 The costs of the Individualised Approach cannot be separately identified and are included in the administration costs.
- 2 Includes ESF contribution.
- 3 Periodic Cash Payments refer to actual payments made during 2007 (cash basis) irrespective of the participant's date of entry into the measure. Transfers to service providers are estimated for 2007.
- 4 Expenditure includes institutional training only.
- 5 Expenditure covers payments made to service providers, such as computer expenditure, and payments made for institutional training programmes and work placement programmes.
- 6 Expenditure covers payments made to service providers (downpayment, purchase of equipment, etc.) and allowances paid directly to the participants.
- 7 Expenditure covers payments made to service providers (downpayment, purchase of equipment, etc.).
- 8 Expenditure is reported on a cash basis.
- 9 Expenditure covers funds paid to 48 employers and 62 participants up to 31/12/2007 (cash basis). There are funds referring to 2007 that were paid in 2008.
- 10 Total costs (budget expenditure, not actual costs) of the Centre for the Vocational Rehabilitation of the Disabled, including the Boarding House that provides accommodation for clients who have trouble travelling each day and client transportation costs.
- 11 Payments may be made up to 24 months after the date of entry into the measure.
- 12 Expenditure refers to payments made for periods of unemployment occurring during 2007 (accruals basis).
- 13 Expenditure refers to redundancy payments to eligible participants whose employment was terminated in 2007 (accruals basis).

### B.3.13 LMP expenditure by intervention and by type of action, 2007: Latvia

Euro (millions)

eurostat		Category, intervention number and name	15.1 Total	15.2 Transfers to individuals	15.3 Transfers to employers	15.4 Transfers to service providers	15.5 Not specified	Notes
<b>1</b>		<b>Labour market services</b>	<b>13.5 e</b>	-	-	<b>13.5 e</b>	-	
	17	Administrative expenditure of the State Employment Agency	9.0	-	-	9.0	-	
1.1	1	Vocational counselling and career guidance	0.8 e	-	-	0.8 e	-	
	2	Measures for promotion of competitiveness	0.9	-	-	0.9	-	1
	31	Motivation programmes for social risk groups	2.9	-	-	2.9	-	1
<b>2</b>		<b>Training</b>	<b>7.9</b>	<b>0.2 e</b>	-	<b>7.7</b>	-	
2.1	3	Occupational training, re-training and raising of qualification of the unemployed	3.9	0.1 e	-	3.8	-	1
	4	Modular training	2.8	0.1 e	-	2.7	-	1
	23	Training for social risk groups including information and communication technology support for the disabled	1.2	-	-	1.2	-	1
<b>3</b>		<b>Job rotation and job sharing</b>	-	-	-	-	-	
<b>4</b>		<b>Employment incentives</b>	<b>8.3</b>	-	<b>8.3 e</b>	<b>0.0 e</b>	-	
4.1	14	Social enterprises for employment of the less competitive unemployed	0.0	-	0.0 e	0.0 e	-	
	24	Skill development for secondary school or secondary occupational school students during their summer holidays	0.8	-	0.8	-	-	
	29	Work practice for young unemployed	2.9	-	2.9	-	-	1
	30	Subsidised work places for the unemployed from social risk groups	1.1	-	1.1	-	-	1
	37	Subsidised employment for unemployed	3.4	-	3.4 e	0.0 e	-	
	38	Acquisition of working skills	0.1	-	0.1	-	-	
<b>5</b>		<b>Supported employment and rehabilitation</b>	<b>0.1</b>	-	-	<b>0.1</b>	-	
5.2	34	The measure for job-seekers - persons with mental disabilities, who needs special support for integration in the labour market and the society	0.0	-	-	0.0	-	
	36	Pilot project - complex inclusion programme	0.1	-	-	0.1	-	
<b>6</b>		<b>Direct job creation</b>	<b>2.7</b>	-	<b>2.7</b>	-	-	
	13	Paid temporary public works (PTPW)	2.7	-	2.7	-	-	
<b>7</b>		<b>Start-up incentives</b>	<b>1.7</b>	-	-	<b>1.7</b>	-	
	33	Consultation and training when setting up a business or becoming self-employed	1.7	-	-	1.7	-	1
<b>8</b>		<b>Out-of-work income maintenance and support</b>	<b>62.5</b>	<b>62.5</b>	-	-	-	
8.1	15	Full unemployment benefit	61.7	61.7	-	-	-	
8.5	16	Satisfaction of employees' claims from the employee claims guarantee fund	0.8	0.8	-	-	-	
<b>9</b>		<b>Early retirement</b>	-	-	-	-	-	
<b>1-9</b>		<b>Total LMP (categories 1-9)</b>	<b>96.7 e</b>	<b>62.7 e</b>	<b>11.0 e</b>	<b>23.0 e</b>	-	
<b>2-7</b>		<b>Total LMP measures (categories 2-7)</b>	<b>20.7</b>	<b>0.2 e</b>	<b>11.0 e</b>	<b>9.5 e</b>	-	
<b>8-9</b>		<b>Total LMP supports (categories 8-9)</b>	<b>62.5</b>	<b>62.5</b>	-	-	-	

Key : Not available; :n Not significant; - Not applicable or real zero or zero by default; 0 or 0.00 Less than half of the unit used; e Estimated value; s Eurostat estimate

1 Includes ESF contribution.


### B.3.14 LMP expenditure by intervention and by type of action, 2007: Lithuania

Euro (millions)

eurostat		Category, intervention number and name	15.1 Total	15.2 Transfers to individuals	15.3 Transfers to employers	15.4 Transfers to service providers	15.5 Not specified	Notes
<b>1</b>		<b>Labour market services</b>	<b>24.9</b>	-	-	<b>24.9</b>	-	
1.1	7	Open information system: "Find information on your own", Vocational information centres, Youth job centres	1.1	-	-	1.1	-	
	8	Individual Employment Plans, assistance in finding jobs, employment mediation services	7.6	-	-	7.6	-	
	9	Group counselling (former "Job clubs" )	0.2	-	-	0.2	-	
	12	Vocational counselling services provided by the psychologists of the territorial labour market training and counselling offices	0.7	-	-	0.7	-	1
	17	EURES-Lithuania activity	0.1	-	-	0.1	-	
1.2	18	Administration of active labour market policy measures by Lithuanian Labour Exchange and territorial labour exchanges	6.6	-	-	6.6	-	1,2
	19	Administration of active labour market policy measures by Lithuanian Labour Market Training Authority and subordinated territorial services	0.7	-	-	0.7	-	1
	20	Administration of interventions in categories 8-9	0.6	-	-	0.6	-	
	24	Other services/activities provided by PES	7.3	-	-	7.3	-	1
<b>2</b>		<b>Training</b>	<b>27.9</b>	<b>13.3</b>	-	<b>14.6</b>	-	
2.1	29	Non-formal education of the unemployed and employees given notice of dismissal	1.0	0.4	-	0.7	-	1
2.3	1	Vocational training of the registered unemployed and the employees pending dismissal from work	26.8	12.9	-	13.9	-	1
<b>3</b>		<b>Job rotation and job sharing</b>	<b>0.2</b>	-	<b>0.2</b>	-	-	
3.1	30	Job rotation	0.2	-	0.2	-	-	1
<b>4</b>		<b>Employment incentives</b>	<b>28.7</b>	-	<b>28.7</b>	-	-	
4.1	2	Support of social enterprises	4.1	-	4.1	-	-	1
	3	Local Employment Initiative projects	3.2	-	3.2	-	-	
	31	Promotion of work skills development	4.7	-	4.7	-	-	1,3
	32	Subsidised employment	13.2	-	13.2	-	-	1,4
4.2	34	Subsidies for job creation	3.5	-	3.5	-	-	1
<b>5</b>		<b>Supported employment and rehabilitation</b>	<b>2.3</b>	<b>0.2</b>	-	<b>2.0</b>	-	
5.1	35	Subsidised employment of the disabled	-	-	-	-	-	1,4
5.2	28	Vocational (occupational) rehabilitation	2.3	0.2	-	2.0	-	
<b>6</b>		<b>Direct job creation</b>	<b>5.7</b>	<b>0.1</b>	<b>5.6</b>	-	-	
	5	Public works	5.7	0.1	5.6	-	-	1
<b>7</b>		<b>Start-up incentives</b>	<b>0.6</b>	<b>0.6</b>	-	-	-	
	33	Support for self-employment	0.6	0.6	-	-	-	1
<b>8</b>		<b>Out-of-work income maintenance and support</b>	<b>32.4</b>	<b>32.4</b>	-	-	-	
8.1	21	Unemployment social insurance benefit	28.6	28.6	-	-	-	
8.5	22	Compensation from the Guarantee Fund	3.9	3.9	-	-	-	

### B.3.14 LMP expenditure by intervention and by type of action, 2007: Lithuania

*Euro (millions)*

 Category, intervention number and name	15.1 Total	15.2 Transfers to individuals	15.3 Transfers to employers	15.4 Transfers to service providers	15.5 Not specified	Notes
<b>9</b> <b>Early retirement</b>	-	-	-	-	-	
<b>1-9</b> <b>Total LMP (categories 1-9)</b>	<b>122.6</b>	<b>46.6</b>	<b>34.5</b>	<b>41.5</b>	-	
<b>2-7</b> <b>Total LMP measures (categories 2-7)</b>	<b>65.2</b>	<b>14.2</b>	<b>34.5</b>	<b>16.6</b>	-	
<b>8-9</b> <b>Total LMP supports (categories 8-9)</b>	<b>32.4</b>	<b>32.4</b>	-	-	-	

Key : Not available; n Not significant; - Not applicable or real zero or zero by default; 0 or 0.00 Less than half of the unit used; e Estimated value; s Eurostat estimate

1 Includes ESF contribution.

2 The increase in expenditure can be explained by the increase of the administrative staff and the implementation of the ESF funded projects.

3 Compensation for expenses related to extra-equipment or a supervisor for instance (Reimbursements, item 15.3.3) are included in the expenditure reported as Periodic cash payments (item 15.3.1).

4 Expenditure of LT-35 is included under LT-32.

### B.3.15 LMP expenditure by intervention and by type of action, 2007: Luxembourg


Euro (millions)

eurostat		Category, intervention number and name	15.1 Total	15.2 Transfers to individuals	15.3 Transfers to employers	15.4 Transfers to service providers	15.5 Not specified	Notes
<b>1</b>		<b>Labour market services</b>	<b>16.4 e</b>	-	-	<b>16.4 e</b>	-	
1.1	35	[Component] Labour Market Services (ADEM) - Individual action plan	1.1 e	-	-	1.1 e	-	
	35	[Component] Labour Market Services (ADEM) - Placement and orientation services	6.8 e	-	-	6.8 e	-	
1.2	35	[Component] Labour Market Services (ADEM) - Administration of LMP measures	4.1 e	-	-	4.1 e	-	
	35	[Component] Labour Market Services (ADEM) - Administration of LMP support	2.1 e	-	-	2.1 e	-	
	35	[Component] Labour Market Services (ADEM) - Other services/activities	2.4 e	-	-	2.4 e	-	
<b>2</b>		<b>Training</b>	<b>37.4</b>	<b>14.5</b>	<b>20.0 e</b>	<b>2.9</b>	-	
2.1	11	Training for entering or re-entering the labour market	2.9	-	-	2.9	-	
	20	Vocational training and retraining measures for disabled workers	0.1	0.1	-	-	-	
2.2	24	Temporary auxiliary contract	16.5	-	16.5 e	-	-	
	25	Traineeship for insertion in enterprises	7.8	7.8	-	-	-	
	39	Support contract for employment	0.3	-	0.3	-	-	
2.3	26	Training course for vocational reintegration	6.6	6.6	-	-	-	
2.4	29	Apprenticeship for adults	3.2	-	3.2	-	-	
<b>3</b>		<b>Job rotation and job sharing</b>	-	-	-	-	-	
<b>4</b>		<b>Employment incentives</b>	<b>80.6</b>	<b>56.1</b>	<b>24.5 e</b>	-	-	
	3	Reemployment Bonus	33.4	33.4	-	-	-	
	21	Measures of professional (re)integration of disabled workers	17.4	-	17.4	-	-	
4.1	6	Aid for employing long-term and older unemployed	5.4	-	5.4	-	-	
	7	Mobility allowance	0.3	0.3	-	-	-	
	9	Income tax reduction for hiring unemployed people	1.3	-	1.3	-	-	
	13	Subsidies for the creation of jobs of socio-economic value	-	-	-	-	-	1
	40	Job initiation contract	0.4	-	0.4 e	-	-	
4.2	31	Compensatory benefit	22.4	22.4	-	-	-	
<b>5</b>		<b>Supported employment and rehabilitation</b>	<b>3.0 e</b>	<b>1.7 e</b>	<b>1.2</b>	<b>0.1</b>	-	
5.1	22	Adaptation of the workplace for disabled workers	0.0	-	0.0	-	-	
	23	Reimbursement of extra leave for disabled workers	0.8	-	0.8	-	-	
	27	Job creations for disabled workers	1.7 e	1.7 e	-	-	-	
	33	Wage participation	0.4	-	0.4	-	-	
5.2	32	Redeployment measures	0.1	-	-	0.1	-	
<b>6</b>		<b>Direct job creation</b>	<b>19.6</b>	<b>17.7</b>	<b>1.9</b>	-	-	
	2	Extraordinary works of general interest	1.9	-	1.9	-	-	
	10	Socially useful works	0.4	0.4	-	-	-	
	28	Pool of assistants	2.2	2.2	-	-	-	
	34	Temporary Compensated Appointment	15.1	15.1	-	-	-	
<b>7</b>		<b>Start-up incentives</b>	<b>0.3</b>	<b>0.3</b>	-	-	-	
	14	Subsidies for the creation of businesses by the unemployed	0.3	0.3	-	-	-	



### B.3.15 LMP expenditure by intervention and by type of action, 2007: Luxembourg

Euro (millions)

		Category, intervention number and name	15.1 Total	15.2 Transfers to individuals	15.3 Transfers to employers	15.4 Transfers to service providers	15.5 Not specified	Notes
<b>8</b>		<b>Out-of-work income maintenance and support</b>	<b>136.1</b>	<b>132.5</b>	<b>3.6</b>	-	-	
8.1	5	Unemployment benefits	124.6	124.6	-	-	-	
8.2	1	Partial unemployment benefit	0.6	-	0.6	-	-	
	4	Compensation for unemployment due to technical reasons or bad weather	3.0	-	3.0	-	-	
8.5	8	Debt guarantee in case of employer closing down	7.9	7.9	-	-	-	
<b>9</b>		<b>Early retirement</b>	<b>59.0</b>	<b>59.0</b>	-	-	-	
9.1	19	Early retirement	59.0	59.0	-	-	-	
<b>1-9</b>		<b>Total LMP (categories 1-9)</b>	<b>352.4 e</b>	<b>281.8 e</b>	<b>51.2 e</b>	<b>19.4 e</b>	-	
<b>2-7</b>		<b>Total LMP measures (categories 2-7)</b>	<b>140.9 e</b>	<b>90.4 e</b>	<b>47.6 e</b>	<b>2.9</b>	-	
<b>8-9</b>		<b>Total LMP supports (categories 8-9)</b>	<b>195.1</b>	<b>191.5</b>	<b>3.6</b>	-	-	

Key : Not available; :n Not significant; - Not applicable or real zero or zero by default; 0 or 0.00 Less than half of the unit used; e Estimated value; s Eurostat estimate

1 Intervention not applied in 2007.

### B.3.16 LMP expenditure by intervention and by type of action, 2007: Hungary

Euro (millions)

eurostat		Category, intervention number and name	15.1 Total	15.2 Transfers to individuals	15.3 Transfers to employers	15.4 Transfers to service providers	15.5 Not specified	Notes
<b>1</b>		<b>Labour market services</b>	<b>84.5</b>	-	<b>84.5</b>	-	-	
	1	Labour Market Service	84.5	-	84.5	-	-	
1.1	7	Subsidies for mitigating the impact of collective redundancies	0.0	-	0.0	-	-	
	20	Reimbursement of expenses	-	:	-	-	-	
<b>2</b>		<b>Training</b>	<b>58.9</b>	<b>58.2</b>	<b>0.7</b>	-	-	
2.1	3	Training for unemployed	58.2	58.2	-	-	-	1
	4	Training for employed persons	0.7	-	0.7	-	-	
<b>3</b>		<b>Job rotation and job sharing</b>	-	-	-	-	-	
<b>4</b>		<b>Employment incentives</b>	<b>99.8</b>	<b>23.1</b>	<b>76.7</b>	-	-	
4.1	5	Creation of new jobs and maintenance of existing jobs	11.3	-	11.3	-	-	
	6	Part-time employment	0.2	-	0.2	-	-	
	10	Assistance for employment of disabled workers	7.5	-	7.5	-	-	
	11	Creation of new jobs (temporary contracts)	43.5	-	43.5	-	-	
	13	Work experience for persons entering the labour market	11.0	-	11.0	-	-	
	14	Assumption of employment-related contributions	23.6	23.1	0.5	-	-	
	15	Support for the employment of unemployed entrants	-	-	:	-	-	
	22	Transportation of persons in group	0.2	-	0.2	-	-	
	23	Support for long-distance travel costs	0.3	-	0.3	-	-	
	24	Support of housing	0.0	-	0.0	-	-	2
	25	Recruitment incentives	-	-	:	-	-	
4.2	8	Maintenance of existing job	2.4	-	2.4	-	-	
<b>5</b>		<b>Supported employment and rehabilitation</b>	-	-	-	-	-	
<b>6</b>		<b>Direct job creation</b>	<b>45.2</b>	-	<b>45.2</b>	-	-	
	12	Support for community service work	45.2	-	45.2	-	-	
<b>7</b>		<b>Start-up incentives</b>	<b>4.1</b>	<b>4.1</b>	-	-	-	
	16	Assistance for unemployed persons to become entrepreneurs	2.1	2.1	-	-	-	
	17	Assistance for self-employment	2.0	2.0	-	-	-	
<b>8</b>		<b>Out-of-work income maintenance and support</b>	<b>361.1</b>	<b>361.1</b>	-	-	-	
8.1	18	Unemployment benefit	355.0	355.0	-	-	-	3
	21	Incentive benefits provided to job seekers	-	:	-	-	-	
	29	Job-seekers' Benefits	0.8	0.8	-	-	-	3
	30	Entrepreneurial Benefits	5.2	5.2	-	-	-	
	31	Job-seekers' Allowance	-	-	-	-	-	3
<b>9</b>		<b>Early retirement</b>	-	-	-	-	-	
<b>1-9</b>		<b>Total LMP (categories 1-9)</b>	<b>653.5</b>	<b>446.4</b>	<b>207.0</b>	-	-	
<b>2-7</b>		<b>Total LMP measures (categories 2-7)</b>	<b>207.9</b>	<b>85.4</b>	<b>122.5</b>	-	-	
<b>8-9</b>		<b>Total LMP supports (categories 8-9)</b>	<b>361.1</b>	<b>361.1</b>	-	-	-	

Key : Not available; :n Not significant; - Not applicable or real zero or zero by default; 0 or 0.00 Less than half of the unit used; e Estimated value; s Eurostat estimate

1 Some participants continue to receive Unemployment Benefits. These are not reported here and are included in category 8.

2 Intervention coming to an end.

3 Expenditure for the old (HU-18) and new (HU-29 and 31) unemployment benefit systems are reported as a single entry under HU-18.


### B.3.17 LMP expenditure by intervention and by type of action, 2007: Malta

Euro (millions)

eurostat		Category, intervention number and name	15.1 Total	15.2 Transfers to individuals	15.3 Transfers to employers	15.4 Transfers to service providers	15.5 Not specified	Notes
<b>1</b>		<b>Labour market services</b>	<b>6.0</b>	-	-	<b>6.0</b>	-	
1	Mixed	24 General PES	6.0	-	-	6.0	-	1
<b>2</b>		<b>Training</b>	<b>0.8 e</b>	<b>0.2 s</b>	<b>: n</b>	<b>0.6 s</b>	<b>0.0</b>	
2.1	11	Youths in institutions	0.0	0.0	-	:	-	2
	12	[Component] Training and Employment Exposure Scheme (TEES) - Training component	0.0 e	-	:	:	0.0	2,3
	17	Training courses provided by ETC	0.4	-	-	0.4	-	
	19	Training Provided by Specialised Organisations	0.1	-	-	0.1	-	
	31	Promoting the Women - Entrepreneur Culture	0.0	0.0	-	0.0	-	2
	33	[Component] Increasing Female Participation through Childcare Services at the Workplace - Training	0.0	-	:	0.0	-	2
	34	Basic Employment Training	0.1	0.1 s	-	0.0 s	-	2
2.2	8	Bridging the Gap (BTG)	0.0	0.0	: n	-	-	
2.3	9	Traineeship scheme	-	-	-	-	-	2,4
	35	Lone Mothers Initiative	0.0	0.0	-	: n	-	2,5
2.4	23	Apprenticeship schemes (ESTS or TAS)	-	-	-	-	-	1
<b>3</b>		<b>Job rotation and job sharing</b>	-	-	-	-	-	
<b>4</b>		<b>Employment incentives</b>	<b>0.7 e</b>	<b>0.2</b>	<b>0.4</b>	-	<b>0.0</b>	
4.1	1	Job Experience Scheme (JES)	0.2	0.2	-	-	-	2
	2	Work Start Scheme (WSS)	0.0	0.0	-	-	-	
	4	Employment Training Placement Scheme (ETPS)	0.1	-	0.1	-	-	
	5	Redeployment Scheme (RS)	0.0	-	0.0	-	-	2
	6	Youth employment scheme (YES)	0.2	-	0.2	-	-	
	10	Supported Employment Scheme (SES)	0.1	-	0.1	:	-	2
	12	[Component] Training and Employment Exposure Scheme (TEES) - Employment component	0.0 e	-	:	:	0.0	2,3
	36	Women returnees	0.0	:	:	:	0.0	2
4.2	33	[Component] Increasing Female Participation through Childcare Services at the Workplace - Employment incentives	: n	-	: n	-	-	2
<b>5</b>		<b>Supported employment and rehabilitation</b>	-	-	-	-	-	
<b>6</b>		<b>Direct job creation</b>	<b>0.1</b>	<b>0.1</b>	-	-	-	
	3	Active Youth Scheme (AYS)	0.1	0.1	-	-	-	
<b>7</b>		<b>Start-up incentives</b>	<b>0.1</b>	<b>0.1</b>	-	-	-	
	27	Start up incentive scheme (INT)	0.1	0.1	-	-	-	
<b>8</b>		<b>Out-of-work income maintenance and support</b>	<b>19.7</b>	<b>19.7</b>	-	-	-	
8.1	28	Unemployment benefit	2.3	2.3	-	-	-	
	29	Unemployment assistance	17.3	17.3	-	-	-	

### B.3.17 LMP expenditure by intervention and by type of action, 2007: Malta

*Euro (millions)*

 Category, intervention number and name	15.1 Total	15.2 Transfers to individuals	15.3 Transfers to employers	15.4 Transfers to service providers	15.5 Not specified	Notes
<b>9</b> <b>Early retirement</b>	-	-	-	-	-	
<b>1-9</b> <b>Total LMP (categories 1-9)</b>	<b>27.5 e</b>	<b>20.3 s</b>	<b>0.4</b>	<b>6.6 s</b>	<b>0.1</b>	
<b>2-7</b> <b>Total LMP measures (categories 2-7)</b>	<b>1.8 e</b>	<b>0.6 s</b>	<b>0.4</b>	<b>0.6 s</b>	<b>0.1</b>	
<b>8-9</b> <b>Total LMP supports (categories 8-9)</b>	<b>19.7</b>	<b>19.7</b>	<b>-</b>	<b>-</b>	<b>-</b>	

Key : Not available; n Not significant; - Not applicable or real zero or zero by default; 0 or 0.00 Less than half of the unit used; e Estimated value; s Eurostat estimate

- 1 Expenditure for MT-24, which covers the costs of the Employment and Training Corporation (ETC), includes expenditure on apprenticeship schemes reported in MT-23.
- 2 Includes ESF contribution.
- 3 The breakdown of expenditure between the training and employment components of TEES is not known but the duration of each part is the same so the costs are split equally.
- 4 Intervention not applied in 2007.
- 5 The transfers to service providers are included under transfers to individual.

### B.3.18 LMP expenditure by intervention and by type of action, 2007: Netherlands

Euro (millions)

eurostat		Category, intervention number and name	15.1 Total	15.2 Transfers to individuals	15.3 Transfers to employers	15.4 Transfers to service providers	15.5 Not specified	Notes
<b>1</b>		<b>Labour market services</b>	<b>2,346.3 e</b>	-	-	<b>2,346.3 e</b>	-	
1.1	39	CWI - Centres for Work and Income	352.5	-	-	352.5	-	
	52	[Component] Reintegration budget UWV regarding WW- recipients - Individual case-management	127.8 e	-	-	127.8	-	
	53	[Component] Case-management municipalities (Agenda for the Future) - Individual case-management	3.9 e	-	-	3.9 e	-	1
	54	[Component] Minority-targeted LMP (Stimulation labour participation) - Individual case-management	8.6 e	-	-	8.6 e	-	
	64	[Component] Flexible reintegration budget municipalities - Individual case-management	859.8 e	-	-	859.8 e	-	
1.2	46	[Component] Administration of passive measures (cat. 8- 9) - WW	468.9	-	-	468.9	-	2
	46	[Component] Administration of passive measures (cat. 8- 9) - Abw/loaw/loaz	283.0	-	-	283.0	-	2
	46	[Component] Administration of passive measures (cat. 8- 9) - TW	2.8	-	-	2.8	-	2
	46	[Component] Administration of passive measures (cat. 8- 9) - WRO	212.6	-	-	212.6	-	2
	47	Enforcement of WWB, IOAW, IOAZ and TW	17.8	-	-	17.8	-	
	48	IT support (Suwinet, BKWI)	8.6	-	-	8.6	-	
<b>2</b>		<b>Training</b>	<b>546.5 e</b>	<b>206.0 e</b>	<b>219.0 e</b>	<b>121.5 e</b>	-	
	56	[Component] ESF - Equal (for unemployed) - Publicly financed training for unemployed/inactive	: n	-	-	: n	-	3
2.1	33	[Component] Abw/WWB - National assistance benefit - Benefits paid to participants in cat. 2 Training	156.0 e	156.0 e	-	-	-	
	53	[Component] Case-management municipalities (Agenda for the Future) - Training	0.4 e	-	-	0.4 e	-	1
	64	[Component] Flexible reintegration budget municipalities - Training	95.6 e	-	-	95.6 e	-	
2.2	40	SVWW - Stimulation of fulfilling vacancies by unemployed and employed at risk	9.1	-	-	9.1	-	
2.3	31	[Component] WW - Unemployment insurance - Benefits paid to participants in cat. 2 Training	50.0 e	50.0 e	-	-	-	
	51	[Component] ESF-3 - Training for unemployed/inactive	: n	-	-	: n	-	3
	52	[Component] Reintegration budget UWV regarding WW- recipients - Training	14.2 e	-	-	14.2	-	
	54	[Component] Minority-targeted LMP (Stimulation labour participation) - Training	2.1 e	-	-	2.1 e	-	
2.4	1	[Component] WVA - Act on reduction of employers tax and social security contributions - VO (apprentices)	219.0	-	219.0 e	-	-	
<b>3</b>		<b>Job rotation and job sharing</b>	-	-	-	-	-	
<b>4</b>		<b>Employment incentives</b>	<b>646.3 e</b>	-	<b>9.4</b>	<b>636.9 e</b>	-	
4.1	1	[Component] WVA - Act on reduction of employers tax and social security contributions - VLW (LTU)	-	-	-	-	-	
	14	RSP - Regulation on employment in domestic services	3.6	-	3.6	-	-	
	60	Temporary measure for transforming ID-jobs into regular jobs	5.9	-	5.9	-	-	1
	64	[Component] Flexible reintegration budget municipalities - Wage cost subsidy	636.9 e	-	-	636.9 e	-	
<b>5</b>		<b>Supported employment and rehabilitation</b>	<b>2,659.3</b>	-	-	<b>2,659.3</b>	-	
	59	Act on the (re)integration in employment of the occupationally disabled (REA)	324.7	-	:	324.7	-	
5.1	6	WSW - Sheltered employment act	2,334.6	-	-	2,334.6	-	

### B.3.18 LMP expenditure by intervention and by type of action, 2007: Netherlands

Euro (millions)

eurostat		Category, intervention number and name	15.1 Total	15.2 Transfers to individuals	15.3 Transfers to employers	15.4 Transfers to service providers	15.5 Not specified	Notes
<b>6</b>		<b>Direct job creation</b>	-	-	-	-	-	
<b>7</b>		<b>Start-up incentives</b>	-	-	-	-	-	
<b>8</b>		<b>Out-of-work income maintenance and support</b>	<b>7,904.1 e</b>	<b>7,904.1 e</b>	-	-	-	
8.1	31	[Component] WW - Unemployment insurance - Regular benefits	2,187.0 e	2,187.0 e	-	-	-	
	31	[Component] WW - Unemployment insurance - Benefits paid to participants in cat. 1.1.2 Individual case-management	453.0 e	453.0 e	-	-	-	
	32	TW - Supplementary benefits	64.3	64.3	-	-	-	4
	33	[Component] Abw/WWB - National assistance benefit - Regular benefits	2,451.0 e	2,451.0 e	-	-	-	
	33	[Component] Abw/WWB - National assistance benefit - Benefits paid to participants in cat. 1.1.2 Individual case-management	1,424.0 e	1,424.0 e	-	-	-	
	34	IOAW - Income provisions for older or partially disabled, formerly unemployed persons	112.2	112.2	-	-	-	
	35	IOAZ - Income provisions for older or partially disabled, formerly self-employed persons	31.6	31.6	-	-	-	
	61	Unemployment benefits former civil servants (WRO)	1,181.0	1,181.0	-	-	-	
<b>9</b>		<b>Early retirement</b>	-	-	-	-	-	
<b>1-9</b>		<b>Total LMP (categories 1-9)</b>	<b>14,102.5 e</b>	<b>8,110.1 e</b>	<b>228.4 e</b>	<b>5,764.0 e</b>	-	
<b>2-7</b>		<b>Total LMP measures (categories 2-7)</b>	<b>3,852.1 e</b>	<b>206.0 e</b>	<b>228.4 e</b>	<b>3,417.7 e</b>	-	
<b>8-9</b>		<b>Total LMP supports (categories 8-9)</b>	<b>7,904.1 e</b>	<b>7,904.1 e</b>	-	-	-	

Key : Not available; :n Not significant; - Not applicable or real zero or zero by default; 0 or 0.00 Less than half of the unit used; e Estimated value; s Eurostat estimate

1 Intervention coming to an end.

2 Data related to TW Supplementary benefits are restricted to administration costs related to TW recipients already benefiting from WW benefits.

3 Funding ended in 2006 - any residual expenditure is assumed to be small.

4 Expenditure restricted to unemployed people already receiving unemployment benefits (NL-31 WW).

### B.3.19 LMP expenditure by intervention and by type of action, 2007: Austria

Euro (millions)

eurostat		Category, intervention number and name	15.1 Total	15.2 Transfers to individuals	15.3 Transfers to employers	15.4 Transfers to service providers	15.5 Not specified	Notes
<b>1</b>		<b>Labour market services</b>	<b>455.8</b>	<b>0.6</b>	<b>: n</b>	<b>455.2</b>	<b>-</b>	
1.1	16	Counselling for job seekers and enterprises	46.7	-	-	46.7	-	1
	28	Interview allowance	0.6	0.6	-	-	-	
	34	Work adjustment backup system and job assistance for the disabled	37.1	-	-	37.1	-	1
	54	[Component] Counselling and support of employment seekers & services for employers (PES) - Information services	128.4	-	-	128.4	-	
	54	[Component] Counselling and support of employment seekers & services for employers (PES) - Individual case-management	: n	-	-	: n	-	
1.2	55	Administration of unemployment insurance services	60.2	-	-	60.2	-	
	56	Administration of foreign labour legislation	12.0	-	-	12.0	-	
	57	General overhead services of the PES (staff costs)	23.8	-	-	23.8	-	
	58	Programme EQUAL /ESF	18.5	-	: n	18.5	-	1
	59	Administration costs of the Territorial Employment Pacts (TEP)	0.6	-	-	0.6	-	1
	62	Non-staff costs of PES administration	127.9	-	-	127.9	-	
<b>2</b>		<b>Training</b>	<b>1,008.3 e</b>	<b>536.1</b>	<b>102.5</b>	<b>334.9 e</b>	<b>34.7</b>	
	18	[Component] Employment foundations - Training and guidance	69.0 e	66.4	-	2.6 e	-	2,3
2.1	7	Promotion of occupational mobility - course cost and course related cost	59.7	59.7	-	-	-	
	8	Promotion of occupational mobility - living allowance	399.8	399.8	-	-	-	3
	9	Unemployment benefit (ALG) for training after parental leave	0.0	0.0	-	-	-	3,4
	12	Support for training in institutions	262.6	-	-	262.6	-	1
	25	[Component] Further training allowance - Institutional training	10.2	10.2	-	-	-	3,5
2.2	13	Support for training in enterprises - support persons in enterprises for training measures (support of qualification for employees)	9.2	-	9.2	-	-	1
	35	Vocational training for the disabled	34.7	: n	: n	-	34.7	1
2.4	11	Promotion of apprenticeship training and vocational training	93.3	-	93.3	-	-	
	32	JASG training courses	69.7	: n	-	69.7	-	1
<b>3</b>		<b>Job rotation and job sharing</b>	<b>0.6</b>	<b>: n</b>	<b>0.6</b>	<b>-</b>	<b>-</b>	
3.1	25	[Component] Further training allowance - Job rotation	: n	: n	-	-	-	3,5
	26	Solidarity premium model (SOL)	0.5	-	0.5	-	-	
3.2	63	Promoted job sharing during part-time parental leave	0.1	-	0.1	-	-	
<b>4</b>		<b>Employment incentives</b>	<b>157.3</b>	<b>9.4</b>	<b>147.9</b>	<b>: n</b>	<b>-</b>	
4.1	5	Promotion of regional mobility and entry into employment - travel allowance	2.6	2.6	-	-	-	
	6	Promotion of regional mobility and entry into employment - childcare allowance	6.3	6.3	-	-	-	
	15	Integration subsidy (EB)	89.9	0.4	89.4	-	-	1
4.2	19	Promotion of investment and restructuring	33.2	-	33.2	: n	-	
	30	Bonus/malus system within the scope of unemployment insurance	25.3	-	25.3	-	-	
<b>5</b>		<b>Supported employment and rehabilitation</b>	<b>92.5</b>	<b>: n</b>	<b>24.5</b>	<b>-</b>	<b>68.0</b>	
5.1	37	Support for employment of the disabled through the BSBs	68.0	: n	: n	-	68.0	1
	44	Integration enterprises (BSB)	24.5	-	24.5	-	-	

### B.3.19 LMP expenditure by intervention and by type of action, 2007: Austria

Euro (millions)

eurostat		Category, intervention number and name	15.1 Total	15.2 Transfers to individuals	15.3 Transfers to employers	15.4 Transfers to service providers	15.5 Not specified	Notes
<b>6</b>		<b>Direct job creation</b>	<b>118.8</b>	-	<b>118.8</b>	-	-	
14		Socio-economic enterprises (SÖB) and non-profit employment projects (GBP)	115.5	-	115.5	-	-	1
27		Childcare institutions	3.3	-	3.3	-	-	
<b>7</b>		<b>Start-up incentives</b>	<b>13.6</b>	<b>13.6</b>	-	: n	-	
17		Business start-up programme (UGP+GB)	13.6	13.6	-	-	-	1
18		[Component] Employment foundations - Support for business start-ups	: n	: n	-	: n	-	2,3
<b>8</b>		<b>Out-of-work income maintenance and support</b>	<b>2,772.5</b>	<b>2,738.1</b>	<b>34.4</b>	-	-	
8.1	1	Unemployment benefit	1,487.9	1,487.9	-	-	-	3
	2	Unemployment assistance	953.2	953.2	-	-	-	3
8.2	20	Short-time working allowance	0.4	-	0.4	-	-	
	21	Bad weather compensation (Builders' Holiday and Severance Payments Fund)	34.0	-	34.0	-	-	
8.5	33	Insolvency-bankruptcy compensation (IAG)	297.1	297.1	-	-	-	3
<b>9</b>		<b>Early retirement</b>	<b>607.1</b>	<b>195.8</b>	<b>411.3</b>	-	-	
9.2	3	Transfer benefits to facilitate transition into retirement - Special support (SUG)	35.0	35.0	-	-	-	3
	4	Pension advances	57.6	57.6	-	-	-	3
	49	Part-time pay/support for older workers	411.3	-	411.3	-	-	
	64	Transition benefit	103.2	103.2	-	-	-	3
<b>1-9</b>		<b>Total LMP (categories 1-9)</b>	<b>5,226.5 e</b>	<b>3,493.7</b>	<b>839.9</b>	<b>790.1 e</b>	<b>102.7</b>	
<b>2-7</b>		<b>Total LMP measures (categories 2-7)</b>	<b>1,391.1 e</b>	<b>559.1</b>	<b>394.3</b>	<b>334.9 e</b>	<b>102.7</b>	
<b>8-9</b>		<b>Total LMP supports (categories 8-9)</b>	<b>3,379.6</b>	<b>2,934.0</b>	<b>445.6</b>	-	-	

Key : Not available; : n Not significant; - Not applicable or real zero or zero by default; 0 or 0.00 Less than half of the unit used; e Estimated value; s Eurostat estimate

1 Includes ESF contribution.

2 Mixed measure (categories 2 and 7) - all expenditure is allocated to training, which is the most important component.

3 Includes social contributions credited on behalf of beneficiaries.

4 Intervention coming to an end.

5 Mixed measure (categories 2 and 3) - all expenditure is allocated to training, which is the most important component.



### B.3.20 LMP expenditure by intervention and by type of action, 2007: Poland

Euro (millions)

eurostat		Category, intervention number and name	15.1 Total	15.2 Transfers to individuals	15.3 Transfers to employers	15.4 Transfers to service providers	15.5 Not specified	Notes
<b>1</b>		<b>Labour market services</b>	<b>297.1 e</b>	<b>10.8</b>	<b>-</b>	<b>286.3 e</b>	<b>-</b>	
	40	Services provided by local PES	280.4 e	-	-	280.4 e	-	
1.1	22	Job clubs - Training in job-search skills	0.3 e	-	-	0.3 e	-	
	23	Job clubs - Activation tutorials	2.0 e	-	-	2.0 e	-	
	24	Vocational counselling (guidance)	3.5 e	-	-	3.5 e	-	
	25	Financing of travel costs	10.8	10.8	-	-	-	1
	26	Financing of accommodation costs	-	-	-	-	-	1
<b>2</b>		<b>Training</b>	<b>314.0</b>	<b>250.1</b>	<b>1.1</b>	<b>62.8</b>	<b>-</b>	
2.1	3	Vocational training organized by Local (powiat) Labour Office	1.4	-	-	1.4	-	2
	4	Vocational training organised by employers	0.0	-	0.0	-	-	2
	21	Training	70.6	9.3	-	61.3	-	3
	30	Scholarship for continuing education	1.2	1.2	-	-	-	3
	42	The expenses return on labour market's instruments and services dedicated to unemployed and job-seeking disabled.	1.0	-	1.0	-	-	
	44	Co-financing of postgraduate studies	0.1	0.1	-	-	-	
2.2	17	Vocational training in the workplace	56.6	56.6	-	-	-	3
	29	Refund of costs of specialist training for workers threatened by lay-offs for reasons relating to place of work	: n	-	: n	-	-	
2.4	13	JUNIOR - vocational activation programme for disabled school-leavers	0.4	0.4	-	-	-	2
	16	Apprenticeship	182.5	182.5	-	-	-	3
<b>3</b>		<b>Job rotation and job sharing</b>	<b>: n</b>	<b>-</b>	<b>: n</b>	<b>-</b>	<b>-</b>	
3.1	28	Replacement work	: n	-	: n	-	-	
<b>4</b>		<b>Employment incentives</b>	<b>219.5</b>	<b>9.6</b>	<b>209.8</b>	<b>-</b>	<b>-</b>	
4.1	1	Adaptation of the workplace for persons with disability	1.9	-	1.9	-	-	2
	15	Interventional jobs	56.3	-	56.3	-	-	
	20	Refund of costs of equipment and additional equipment of the workplace for the placed unemployed person	96.4	-	96.4	-	-	
	27	Activation allowances	9.6	9.6	-	-	-	
	31	Support of employment in households	: n	-	: n	-	-	4
	32	Refund of social insurance contributions	0.4	-	0.4	-	-	
	33	Co-financing the costs of care for children or dependants	0.0	0.0	-	-	-	3
4.2	11	Wage subsidies for disabled workers	54.8	-	54.8	-	-	3
<b>5</b>		<b>Supported employment and rehabilitation</b>	<b>523.3</b>	<b>-</b>	<b>523.3</b>	<b>-</b>	<b>-</b>	
5.1	2	Reimbursement of cost of remuneration of employee assisting the disabled worker	0.1	-	0.1	-	-	2
	6	Support for employers running SWE - refund of training costs related to a change in the production process	-	-	-	-	-	5
	7	Support for employers running SWE - one-off loan for the protection of existing workplaces for disabled persons	0.8	-	0.8	-	-	2
	9	Co-financing the social insurance contributions of disabled workers	126.3	-	126.3	-	-	2
	10	Support for employers running SWE - co-financing up to 50% of interest due on bank loans	0.9	-	0.9	-	-	2
	12	Wage subsidies for disabled workers in SWE	382.0	-	382.0	-	-	
	14	People with disabilities in the public service	2.0	-	2.0	-	-	2
5.2	8	Reimbursement of costs of creating and operating the occupational activity enterprises	11.2	-	11.2	-	-	2
<b>6</b>		<b>Direct job creation</b>	<b>55.8</b>	<b>-</b>	<b>55.8</b>	<b>-</b>	<b>-</b>	
	18	Public works	47.1	-	47.1	-	-	
	34	Socially useful work	8.7	-	8.7	-	-	

### B.3.20 LMP expenditure by intervention and by type of action, 2007: Poland

Euro (millions)

eurostat		Category, intervention number and name	15.1 Total	15.2 Transfers to individuals	15.3 Transfers to employers	15.4 Transfers to service providers	15.5 Not specified	Notes
<b>7</b>		<b>Start-up incentives</b>	<b>145.0</b>	<b>145.0</b>	-	-	-	
	5	Support for starting or running a business	3.2	3.2	-	-	-	2
	19	Grant for the unemployed starting economic activity	141.7	141.7	-	-	-	
<b>8</b>		<b>Out-of-work income maintenance and support</b>	<b>582.5</b>	<b>582.5</b>	-	-	-	
8.1	35	Benefits for unemployed	582.5	582.5	-	-	-	
8.5	41	Bankruptcy compensation	: n	: n	-	-	-	
<b>9</b>		<b>Early retirement</b>	<b>1,014.3</b>	<b>1,014.3</b>	-	-	-	
9.2	36	Pre-retirement benefits	401.9	401.9	-	-	-	2
	37	Pre-retirement allowances	612.4	612.4	-	-	-	2
<b>1-9</b>		<b>Total LMP (categories 1-9)</b>	<b>3,151.5 e</b>	<b>2,012.4</b>	<b>790.1</b>	<b>349.1 e</b>	-	
<b>2-7</b>		<b>Total LMP measures (categories 2-7)</b>	<b>1,257.6</b>	<b>404.7</b>	<b>790.1</b>	<b>62.8</b>	-	
<b>8-9</b>		<b>Total LMP supports (categories 8-9)</b>	<b>1,596.8</b>	<b>1,596.8</b>	-	-	-	

Key : Not available; : n Not significant; - Not applicable or real zero or zero by default; 0 or 0.00 Less than half of the unit used; e Estimated value; s Eurostat estimate

- 1 Expenditure of PL-26 is included in PL-25.
- 2 Expenditure reported on a cash basis.
- 3 Includes ESF contribution.
- 4 Intervention coming to an end.
- 5 Intervention not applied in 2007.

### B.3.21 LMP expenditure by intervention and by type of action, 2007: Portugal

Euro (millions)

eurostat		Category, intervention number and name	15.1 Total	15.2 Transfers to individuals	15.3 Transfers to employers	15.4 Transfers to service providers	15.5 Not specified	Notes
<b>1</b>		<b>Labour market services</b>	<b>199.1</b>	-	-	<b>199.1</b>	-	
1.1	95	[Component] Public employment services - Information services	19.9	-	-	19.9	-	1
	95	[Component] Public employment services - Individual case management	34.1	-	-	34.1	-	1
1.2	95	[Component] Public employment services - Administration of active measures	145.0	-	-	145.0	-	1
	95	[Component] Public employment services - Other services/activities	: n	-	-	: n	-	1
<b>2</b>		<b>Training</b>	<b>324.2</b>	<b>185.2</b>	<b>91.5</b>	<b>47.5</b>	-	
	96	[Component] Integration enterprises - Training	1.3	0.1	1.2	0.0	-	2
	99	PROFIJ - Training programme for the integration of youngsters (Azores)	0.4	-	-	0.4	-	2,3
2.1	14	Training grants for workers	1.1	1.1	-	-	-	2
	63	Initial training (excluding apprenticeship)	18.0	7.9	-	10.1	-	2
	64	Training for unemployed	78.2	43.5	-	34.7	-	2
	67	Special training for disadvantaged groups	1.7	1.2	0.2	0.3	-	2
	115	Vocational training for young and adults	80.2	80.2	-	:	-	2
	133	Support to handicraft and activities related to natural/cultural/urban heritage	0.3	-	0.3	-	-	2,4
	134	[Component] Life and Work Programme - Intervention for vocational training and employment	0.9	-	-	0.9	-	2
2.2	22	Practical vocational training	60.8	1.4	59.3	0.0	-	2
	98	Placement programme (Azores)	1.9	1.9	-	-	-	2
	127	[Component] Life and Work Programme (Madeira) - Socio-professional integration training period	0.0	0.0	-	0.0	-	2
	132	Training/Employment (Madeira)	0.3	0.3	0.0	0.0	-	2
	134	[Component] Life and Work Programme - Practical vocational training aiming at socio-professional integration	1.8	-	1.8	-	-	2
2.3	127	[Component] Life and Work Programme (Madeira) - Theoretical-practical training	-	-	-	-	-	2
2.4	7	Apprenticeship training for young people	77.4	47.7	28.6	1.1	-	2
<b>3</b>		<b>Job rotation and job sharing</b>	<b>0.0</b>	-	<b>0.0</b>	-	-	
3.1	116	Employment-training rotation program	0.0	-	0.0	-	-	

### B.3.21 LMP expenditure by intervention and by type of action, 2007: Portugal

Euro (millions)

eurostat		Category, intervention number and name	15.1 Total	15.2 Transfers to individuals	15.3 Transfers to employers	15.4 Transfers to service providers	15.5 Not specified	Notes
<b>4</b>		<b>Employment incentives</b>	<b>203.1</b>	<b>61.3</b>	<b>141.8</b>	-	-	
	68	Promotion of socio-professional integration of disabled	3.0	-	3.0	-	-	2
	96	[Component] Integration enterprises - Integration premiums	12.1	-	12.1	-	-	2
	122	Social employment market (Azores)	-	-	-	-	-	2,5
4.1	23	Subsidies for permanent employment contracts	6.8	-	6.8	-	-	2
	24	Local employment initiatives - ILE	61.3	61.3	-	-	-	2
	29	Job creation for young people through exemptions or reductions from compulsory social security contributions	93.2	-	93.2	-	-	
	31	Reduction of social security contributions to facilitate vocational integration of disabled persons	4.7	-	4.7	-	-	
	37	Exemption or reduction from social security contributions to promote recruitment of long-term unemployed	19.1	-	19.1	-	-	
	125	Integration premium	0.7	-	0.7	-	-	2
	127	[Component] Life and Work Programme (Madeira) - Socio-professional integration premium	-	-	-	-	-	2
	127	[Component] Life and Work Programme (Madeira) - Employment support	0.0	-	0.0	-	-	2
	134	[Component] Life and Work Programme - Employment incentive	2.0	-	2.0	-	-	2
	134	[Component] Life and Work Programme - Premium for socio-vocational integration	0.2	-	0.2	-	-	2
<b>5</b>		<b>Supported employment and rehabilitation</b>	<b>60.2</b>	<b>0.2</b>	<b>2.0</b>	<b>58.1</b>	-	
5.1	33	Sheltered employment	2.0	-	2.0	-	-	2
5.2	34	Vocational preparation schemes for disabled persons	58.1	-	-	58.1	-	2
	84	Training and occupational integration of young people and adults with disabilities (Madeira)	0.2	0.2	-	-	-	2
<b>6</b>		<b>Direct job creation</b>	<b>39.0</b>	<b>38.7</b>	<b>0.2</b>	<b>0.1</b>	-	
	3	Employment scheme for persons in receipt of unemployment benefits	24.4	24.4	-	-	-	2
	4	Employment scheme for unemployed persons in need	12.4	12.4	-	-	-	2
	86	Programme for temporary placement of those receiving unemployment benefit (Azores)	0.2	-	0.2	-	-	2
	114	Social employment scheme for the unemployed - PROSA (Azores)	1.2	1.2	-	-	-	
	128	Occupational programme for the unemployed (Madeira)	0.7	0.6	-	0.1	-	2

### B.3.21 LMP expenditure by intervention and by type of action, 2007: Portugal

Euro (millions)

eurostat Category, intervention number and name		15.1 Total	15.2 Transfers to individuals	15.3 Transfers to employers	15.4 Transfers to service providers	15.5 Not specified	Notes
<b>7</b>	<b>Start-up incentives</b>	<b>3.6</b>	<b>3.6</b>	-	-	-	
25	Subsidies for creation of self-employed	3.4	3.4	-	-	-	2
69	Self-employment for disabled	0.2	0.2	-	-	-	2
81	Support for the creation of self-employment -ACPE (Madeira)	0.0	0.0	-	-	-	2
134	[Component] Life and Work Programme - Incentives for self-employment	-	-	-	-	-	2
<b>8</b>	<b>Out-of-work income maintenance and support</b>	<b>1,606.9</b>	<b>1,606.9</b>	-	-	-	
8.1	75 Unemployment subsidy	1,228.6	1,228.6	-	-	-	
	76 Unemployment assistance	313.2	313.2	-	-	-	
8.2	1 Short-time working or temporary suspension of employment	1.5	1.5	-	-	-	
8.3	104 Partial unemployment benefit	10.7	10.7	-	-	-	
8.5	61 Payment of backdated earnings from bankrupt or insolvent firms	53.0	53.0	-	-	-	
<b>9</b>	<b>Early retirement</b>	<b>168.6</b>	<b>168.6</b>	-	-	-	
9.2	41 Early retirement for the elderly unemployed	129.2	129.2	-	-	-	
	44 Early retirement agreements between workers and employers	39.4	39.4	-	-	-	
<b>1-9</b>	<b>Total LMP (categories 1-9)</b>	<b>2,604.8</b>	<b>2,064.5</b>	<b>235.5</b>	<b>304.8</b>	-	
<b>2-7</b>	<b>Total LMP measures (categories 2-7)</b>	<b>630.2</b>	<b>289.0</b>	<b>235.5</b>	<b>105.7</b>	-	
<b>8-9</b>	<b>Total LMP supports (categories 8-9)</b>	<b>1,775.5</b>	<b>1,775.5</b>	-	-	-	

Key : Not available; :n Not significant; - Not applicable or real zero or zero by default; 0 or 0.00 Less than half of the unit used; e Estimated value; s Eurostat estimate

- 1 Provisional data.
- 2 Includes ESF contribution.
- 3 Includes expenditure for 7/8 months only.
- 4 Intervention coming to an end.
- 5 Intervention not applied in 2007.

### B.3.22 LMP expenditure by intervention and by type of action, 2007: Romania

Euro (millions)

eurostat		Category, intervention number and name	15.1 Total	15.2 Transfers to individuals	15.3 Transfers to employers	15.4 Transfers to service providers	15.5 Not specified	Notes
<b>1</b>		<b>Labour market services</b>	<b>46.2 e</b>	<b>-</b>	<b>0.0</b>	<b>46.2 e</b>	<b>-</b>	
1.1	3	Information and counselling services provided by ANOFM to employees at risk of losing their job	-	-	-	-	-	
	5	Information and professional counselling for registered jobseekers	0.6	-	-	0.6	-	
	6	Labour mediation	0.0	-	0.0	0.0	-	
	31	Administration cost for labour market services	0.1 e	-	-	0.1 e	-	
1.2	29	Administration cost for active measures	12.0 e	-	-	12.0 e	-	
	30	Administration cost for passive measures	33.5 e	-	-	33.5 e	-	
<b>2</b>		<b>Training</b>	<b>19.9</b>	<b>12.9</b>	<b>-</b>	<b>7.0</b>	<b>-</b>	
2.1	4	Training services prior to dismissal	-	-	-	-	-	
	7	Training for registered unemployed	19.7	12.9	-	6.7	-	
	35	Training for offenders	0.0	-	-	0.0	-	
2.3	40	Re-qualification and specialisation of the at risk employees	0.2	-	-	0.2	-	
<b>3</b>		<b>Job rotation and job sharing</b>	<b>-</b>	<b>-</b>	<b>-</b>	<b>-</b>	<b>-</b>	
<b>4</b>		<b>Employment incentives</b>	<b>52.3</b>	<b>6.6</b>	<b>45.7</b>	<b>-</b>	<b>-</b>	
4.1	10	Credits for entrepreneurs aimed at creating new jobs for unemployed persons	: n	-	: n	-	-	1
	11	Income top-up for unemployed persons finding work before the expiry of the unemployment benefit period	4.0	4.0	-	-	-	
	12	Installation allowance	0.4	0.4	-	-	-	
	13	Relocation allowance	1.4	1.4	-	-	-	
	14	Subsidies for graduate recruitment	18.2	-	18.2	-	-	
	15	Subsidies for creating jobs for graduates from the medical sector	0.1	-	0.1	-	-	1
	16	Subsidies for creating jobs for disabled graduates	0.0	-	0.0	-	-	
	18	Subsidies for employers taking on registered unemployed	26.1	-	26.1	-	-	
	19	Subsidies for the recruitment of disabled persons	0.2	-	0.2	-	-	
	21	Incentives for employers taking on registered unemployed	0.0	-	0.0	-	-	
	36	Subsidies for unemployed approaching pension age	1.1	-	1.1	-	-	
	41	Income completion for graduates	0.1	0.1	-	-	-	
	42	Installation allowance for graduates	0.7	0.7	-	-	-	
4.2	26	Other measures for young people with difficulties and at risk of professional exclusion	-	-	-	-	-	2
<b>5</b>		<b>Supported employment and rehabilitation</b>	<b>-</b>	<b>-</b>	<b>-</b>	<b>-</b>	<b>-</b>	
<b>6</b>		<b>Direct job creation</b>	<b>29.2</b>	<b>-</b>	<b>29.2</b>	<b>-</b>	<b>-</b>	
	20	Temporary employment	25.6	-	25.6	-	-	
	25	Solidarity contracts for young people with difficulties and at risk of professional exclusion	3.6	-	3.6	-	-	
<b>7</b>		<b>Start-up incentives</b>	<b>0.8</b>	<b>: n</b>	<b>-</b>	<b>0.8</b>	<b>-</b>	
	8	Counselling for business start-up	0.8	-	-	0.8	-	
	9	Credits for unemployed entrepreneurs aimed at creating new jobs for other unemployed persons	: n	: n	-	-	-	1

### B.3.22 LMP expenditure by intervention and by type of action, 2007: Romania

Euro (millions)

eurostat		Category, intervention number and name	15.1 Total	15.2 Transfers to individuals	15.3 Transfers to employers	15.4 Transfers to service providers	15.5 Not specified	Notes
<b>8</b>		<b>Out-of-work income maintenance and support</b>	<b>283.9</b>	<b>283.9</b>	-	-	-	
8.1	2	[Component] Unemployment indemnity 2 - indemnity (75%)	181.2	181.2	-	-	-	
	2	[Component] Unemployment indemnity 2 - indemnity (50%)	14.2	14.2	-	-	-	
	22	Support in case of restructuring in the defence sector or state owned companies	70.3	70.3	-	-	-	
8.4	23	Compensation in case of restructuring of state owned companies and collective lay offs	18.3	18.3	-	-	-	
<b>9</b>		<b>Early retirement</b>	-	-	-	-	-	
<b>1-9</b>		<b>Total LMP (categories 1-9)</b>	<b>432.4 e</b>	<b>303.4</b>	<b>75.0</b>	<b>54.0 e</b>	-	
<b>2-7</b>		<b>Total LMP measures (categories 2-7)</b>	<b>102.2</b>	<b>19.5</b>	<b>74.9</b>	<b>7.8</b>	-	
<b>8-9</b>		<b>Total LMP supports (categories 8-9)</b>	<b>283.9</b>	<b>283.9</b>	-	-	-	

Key : Not available; :n Not significant; - Not applicable or real zero or zero by default; 0 or 0.00 Less than half of the unit used; e Estimated value; s Eurostat estimate

- 1 Intervention coming to an end.  
2 Intervention not applied in 2007.

### B.3.23 LMP expenditure by intervention and by type of action, 2007: Slovenia

Euro (millions)

eurostat		Category, intervention number and name	15.1 Total	15.2 Transfers to individuals	15.3 Transfers to employers	15.4 Transfers to service providers	15.5 Not specified	Notes
<b>1</b>		<b>Labour market services</b>	<b>30.0</b>	<b>0.5</b>	<b>-</b>	<b>29.5</b>	<b>-</b>	
1.1	13	Job seekers clubs	0.9	0.4	-	0.5	-	
	44	Vocational information and counselling centres	0.1	-	-	0.1	-	
	46	Medical employment counselling	0.1	-	-	0.1	-	
	48	[Component] General services and counselling -	3.9	-	-	3.9	-	
	48	[Component] General services and counselling -	7.8	-	-	7.8	-	
	57	Help in planning professional career and in searching employment	0.6	0.1	-	0.4	-	
	63	Development and testing of a new workshop: Consultation service for a successful labour market entry	0.1	0.0	-	0.1	-	
1.2	59	[Component] Other activities of the PES - all other services	8.2	-	-	8.2	-	
	59	[Component] Other activities of the PES - implementation of LMP measures	5.6	-	-	5.6	-	
	59	[Component] Other activities of the PES - administration and payment of LMP supports	2.9	-	-	2.9	-	
<b>2</b>		<b>Training</b>	<b>11.7</b>	<b>4.4</b>	<b>2.2</b>	<b>5.1</b>	<b>-</b>	
2.1	9	Project learning for younger adults [PUM]	0.1	0.1	-	-	-	1
	10	Development and training programmes	2.2	0.3	-	1.8	-	
	11	Programmes for obtaining professional education [Programme 10.000+]	3.0	1.4	-	1.6	-	1
	18	Work funds	0.6	-	0.5	0.2	-	2
	26	Training for a successful life: A bridge to education	0.0	0.0	-	-	-	
	28	National professional qualifications	0.3	0.1	-	0.2	-	1
2.2	12	On the job and integrated training programmes	2.6	1.7	-	1.0	-	1
	14	Work trial	1.1	0.8	-	0.3	-	
	35	Training and education of employees: Mainly in branches undergoing restructuring	1.6	-	1.6	-	-	1
	41	On-the-job training and integrated training programmes for disabled people	0.1	0.0	0.1	-	-	1,2
	42	On-the-job training programme in learning workshops and learning enterprises	0.0	0.0	-	0.0	-	1,2
<b>3</b>		<b>Job rotation and job sharing</b>	<b>-</b>	<b>-</b>	<b>-</b>	<b>-</b>	<b>-</b>	
<b>4</b>		<b>Employment incentives</b>	<b>6.5</b>	<b>-</b>	<b>6.5</b>	<b>-</b>	<b>-</b>	
	23	Pay supplement for disabled and disadvantaged persons	0.3	-	0.3	-	-	
4.1	24	Promoting new employment	4.9	-	4.9	-	-	
	60	Promotion of new employment of long-term unemployed, recipients of financial social assistance	1.0	-	1.0	-	-	
	61	Promotion of new employment of older people in 2007	0.3	-	0.3	-	-	1
<b>5</b>		<b>Supported employment and rehabilitation</b>	<b>-</b>	<b>-</b>	<b>-</b>	<b>-</b>	<b>-</b>	
<b>6</b>		<b>Direct job creation</b>	<b>18.8</b>	<b>-</b>	<b>18.7</b>	<b>0.1</b>	<b>-</b>	
	2	Subsidising employment in providing home help and personal assistance and care for the disabled ["Disabled for Disabled" Programme]	3.0	-	3.0	-	-	
	3	Public works	14.0	-	13.8	0.1	-	
	39	Assistance in employing long-term unemployed women	1.5	-	1.5	-	-	1
	62	Projects of employment programmes in non-profit employers	0.3	-	0.3	-	-	1



### B.3.23 LMP expenditure by intervention and by type of action, 2007: Slovenia

Euro (millions)

eurostat		Category, intervention number and name	15.1 Total	15.2 Transfers to individuals	15.3 Transfers to employers	15.4 Transfers to service providers	15.5 Not specified	Notes
<b>7</b>		<b>Start-up incentives</b>	<b>1.2</b>	-	<b>1.2</b>	-	-	
16		Promotion of self-employment / entrepreneurship [implemented by the ESS]	1.2	-	1.2	-	-	1
<b>8</b>		<b>Out-of-work income maintenance and support</b>	<b>103.4</b>	<b>103.4 s</b>	-	-	-	
8.1	30	Unemployment insurance	99.9	99.9 s	-	-	-	3
	32	Unemployment assistance	3.6	3.6 s	-	-	-	2,3
<b>9</b>		<b>Early retirement</b>	-	-	-	-	-	
<b>1-9</b>		<b>Total LMP (categories 1-9)</b>	<b>171.8</b>	<b>108.4 s</b>	<b>28.6</b>	<b>34.8</b>	-	
<b>2-7</b>		<b>Total LMP measures (categories 2-7)</b>	<b>38.3</b>	<b>4.4</b>	<b>28.6</b>	<b>5.3</b>	-	
<b>8-9</b>		<b>Total LMP supports (categories 8-9)</b>	<b>103.4</b>	<b>103.4 s</b>	-	-	-	

Key : Not available; n Not significant; - Not applicable or real zero or zero by default; 0 or 0.00 Less than half of the unit used; e Estimated value; s Eurostat estimate

1 Includes ESF contribution.

2 Intervention coming to an end.

3 Includes payment of social contributions for older unemployed waiting for retirement.

### B.3.24 LMP expenditure by intervention and by type of action, 2007: Slovakia

Euro (millions)

eurostat		Category, intervention number and name	15.1 Total	15.2 Transfers to individuals	15.3 Transfers to employers	15.4 Transfers to service providers	15.5 Not specified	Notes
<b>1</b>		<b>Labour market services</b>	<b>58.3 s</b>	<b>0.6 s</b>	<b>17.9 s</b>	<b>39.8 s</b>	-	
1.1	1	[Component] Mediation of employment - Information services	18.1	0.2	17.7	0.2	-	1,2
	2	Information and advisory services	0.2 s	0.0 s	0.1 s	0.1 s	-	2,3
	3	Professional consultancy	3.0	0.4	0.0	2.5	-	2
1.2	1	[Component] Mediation of employment - Administration of LMP measures	37.0	-	-	37.0	-	1,2
<b>2</b>		<b>Training</b>	<b>2.7</b>	<b>0.7</b>	<b>0.0</b>	<b>2.0</b>	-	
2.1	4	Education and preparation for the labour market of the job seeker and person interested in employment	2.7	0.7	0.0	2.0	-	2
<b>3</b>		<b>Job rotation and job sharing</b>	-	-	-	-	-	
<b>4</b>		<b>Employment incentives</b>	<b>9.0 e</b>	<b>2.9 e</b>	<b>6.1</b>	-	-	
4.1	6	Contribution for employing a disadvantaged job seeker	6.1	-	6.1	-	-	2
	7	Contribution for the graduate practice	2.1	2.1	-	-	-	2
	20	Contribution for commuting to work	0.8 e	0.8 e	-	-	-	
<b>5</b>		<b>Supported employment and rehabilitation</b>	<b>7.4</b>	<b>0.1</b>	<b>7.4</b>	-	-	
5.1	10	Contribution for establishing and maintaining the protected workshop and protected workplace	3.3	-	3.3	-	-	2
	12	Contribution for activities of the assistant at work	0.4	0.1	0.3	-	-	2
	13	Contribution to cover operating costs of the sheltered workshop or sheltered workplace and employees transport costs	3.7	-	3.7	-	-	2
<b>6</b>		<b>Direct job creation</b>	<b>22.4</b>	-	<b>22.4</b>	-	-	
	8	Contribution for activation activity	22.4	-	22.4	-	-	2
<b>7</b>		<b>Start-up incentives</b>	<b>22.4</b>	<b>22.4</b>	-	-	-	
	5	Contribution for self-employment	20.3	20.3	-	-	-	2
	11	Contribution for operating or performing self-employment to disabled citizens	2.1	2.1	-	-	-	2
<b>8</b>		<b>Out-of-work income maintenance and support</b>	<b>55.3</b>	<b>55.3</b>	-	-	-	
8.1	15	Unemployment benefit	53.2	53.2	-	-	-	
8.5	14	Benefit of guarantee insurance	2.1	2.1	-	-	-	
<b>9</b>		<b>Early retirement</b>	<b>144.3</b>	<b>144.3</b>	-	-	-	
9.2	16	Early old-age pension	144.3	144.3	-	-	-	
<b>1-9</b>		<b>Total LMP (categories 1-9)</b>	<b>321.8 s</b>	<b>226.2 s</b>	<b>53.8 s</b>	<b>41.8 s</b>	-	
<b>2-7</b>		<b>Total LMP measures (categories 2-7)</b>	<b>64.0 e</b>	<b>26.0 e</b>	<b>35.9</b>	<b>2.0</b>	-	
<b>8-9</b>		<b>Total LMP supports (categories 8-9)</b>	<b>199.6</b>	<b>199.6</b>	-	-	-	

Key : Not available; :n Not significant; - Not applicable or real zero or zero by default; 0 or 0.00 Less than half of the unit used; e Estimated value; s Eurostat estimate

1 Partial data.

2 Includes ESF contribution.

3 Data refers to 2006.

### B.3.25 LMP expenditure by intervention and by type of action, 2007: Finland

Euro (millions)

eurostat Category, intervention number and name			15.1 Total	15.2 Transfers to individuals	15.3 Transfers to employers	15.4 Transfers to service providers	15.5 Not specified	Notes
<b>1</b>	<b>Labour market services</b>		<b>223.8</b>	<b>7.6</b>	<b>-</b>	<b>216.3</b>	<b>-</b>	
1.1	5	Mobility allowance	8.2	6.5	-	1.7	-	1
	20	Vocational guidance	17.0	-	-	17.0	-	2
	21	Training and vocational information services	6.8	-	-	6.8	-	2
	22	Vocational rehabilitation	16.0	-	-	16.0	-	3
	46	Registration of jobseekers	28.6	-	-	28.6	-	2
	47	Interviews and individual action plans	40.2	-	-	40.2	-	2
	48	Integration	2.6	-	-	2.6	-	2
	49	Job-clubs	10.1	1.1	-	9.1	-	4
	56	Labour exchange	42.5	-	-	42.5	-	2
1.2	50	Administration of active measures (PES)	35.6	-	-	35.6	-	2
	51	Administration of benefits (PES)	16.2	-	-	16.2	-	2
<b>2</b>	<b>Training</b>		<b>662.0</b>	<b>425.5</b>	<b>29.3</b>	<b>207.1</b>	<b>-</b>	
2.1	6	Labour market training	511.2	304.1	-	207.1	-	5
	17	Training allowance	20.5	20.5	-	-	-	
2.2	12	Employment subsidy for coaching for working life	16.3	16.3	-	-	-	5
	15	Trainee work/coaching for working life with labour market support	84.7	84.7	-	-	-	5
2.4	7	Apprenticeship for the unemployed	29.3	-	29.3	-	-	5,6
<b>3</b>	<b>Job rotation and job sharing</b>		<b>98.7</b>	<b>98.7</b>	<b>-</b>	<b>-</b>	<b>-</b>	
3.1	16	Job rotation	91.2	91.2	-	-	-	7
3.2	13	Part-time pay supplement	7.5	7.5	-	-	-	
<b>4</b>	<b>Employment incentives</b>		<b>148.6</b>	<b>-</b>	<b>148.6</b>	<b>-</b>	<b>-</b>	
4.1	10	Employment subsidy, private companies	147.2	-	147.2	-	-	5,8
	35	Combined subsidy	1.4	-	1.4	-	-	5,8,9
<b>5</b>	<b>Supported employment and rehabilitation</b>		<b>159.9 e</b>	<b>85.4 e</b>	<b>33.3 e</b>	<b>41.3 e</b>	<b>-</b>	
5.1	34	Employment supporting activity of the municipalities	33.3 e	-	33.3 e	-	-	5,10
5.2	25	Rehabilitation activities of the social insurance institution	47.9	17.2	-	30.7	-	
	26	Rehabilitation activities of the employment pension scheme	49.0	42.4	-	6.6	-	
	27	Rehabilitation activities of the accident and traffic insurance	29.8	25.8 e	-	4.0 e	-	
<b>6</b>	<b>Direct job creation</b>		<b>148.8</b>	<b>26.6</b>	<b>115.6</b>	<b>6.6</b>	<b>-</b>	
	8	Temporary government employment	39.1	-	39.1	-	-	5
	9	Employment subsidy, municipalities	76.5	-	76.5	-	-	5,8
	36	Rehabilitative work experience	33.1	26.6	-	6.6	-	
<b>7</b>	<b>Start-up incentives</b>		<b>33.2</b>	<b>33.2</b>	<b>-</b>	<b>-</b>	<b>-</b>	
	11	Start-up grant	16.2	16.2	-	-	-	5
	55	Start-up grant for non-unemployed	16.9	16.9	-	-	-	5

### B.3.25 LMP expenditure by intervention and by type of action, 2007: Finland

Euro (millions)

eurostat		Category, intervention number and name	15.1 Total	15.2 Transfers to individuals	15.3 Transfers to employers	15.4 Transfers to service providers	15.5 Not specified	Notes
<b>8</b>		<b>Out-of-work income maintenance and support</b>	<b>1,884.2</b>	<b>1,884.2</b>	-	-	-	
8.1	1	Earnings-related unemployment allowance	1,122.9	1,122.9	-	-	-	
	2	Basic unemployment allowance	84.4	84.4	-	-	-	
	4	Labour market support (passive component)	518.8	518.8	-	-	-	11
8.2	30	Earnings related adjusted unemployment allowance as partial unemployment benefit	1.9	1.9	-	-	-	
	32	Adjusted basic unemployment allowance or labour market support as partial unemployment benefit	0.0	0.0	-	-	-	
8.3	31	Earnings related adjusted unemployment allowance as part-time unemployment benefit	105.3	105.3	-	-	-	
	33	Adjusted basic unemployment allowance or labour market support as part-time unemployment benefit	38.4	38.4	-	-	-	
8.5	28	Pay security	12.4	12.4	-	-	-	12
<b>9</b>		<b>Early retirement</b>	<b>679.2</b>	<b>679.2</b>	-	-	-	
9.2	3	Unemployment pension	679.2	679.2	-	-	-	
<b>1-9</b>		<b>Total LMP (categories 1-9)</b>	<b>4,038.4 e</b>	<b>3,240.3 e</b>	<b>326.8 e</b>	<b>471.2 e</b>	-	
<b>2-7</b>		<b>Total LMP measures (categories 2-7)</b>	<b>1,251.2 e</b>	<b>669.4 e</b>	<b>326.8 e</b>	<b>255.0 e</b>	-	
<b>8-9</b>		<b>Total LMP supports (categories 8-9)</b>	<b>2,563.3</b>	<b>2,563.3</b>	-	-	-	

Key : Not available; :n Not significant; - Not applicable or real zero or zero by default; 0 or 0.00 Less than half of the unit used; e Estimated value; s Eurostat estimate

- 1 Expenditure includes reimbursement of costs incurred by participants plus a share of the PES operational costs based on monitoring of staff time-use.
- 2 Share of operational costs of the PES based on monitoring of staff time-use.
- 3 Expenditure includes the costs paid to service providers for different rehabilitation activities plus a share of the PES operational costs based on monitoring of staff time-use.
- 4 Expenditure includes reimbursement of costs incurred by participants plus a share of the PES operational costs based on monitoring of staff time-use plus real transfers to service providers.
- 5 Includes ESF contribution.
- 6 Expenditure includes only subsidies paid by the Ministry of Labour to facilitate the recruitment of unemployed persons as apprentices.
- 7 Expenditure refers to persons on leave and includes both income support (80/70% of unemployment benefit entitlement) and training supplements where appropriate.
- 8 FI-9 and FI-10 now include most of the expenditure data of FI-35.
- 9 Intervention coming to an end.
- 10 Data represent an estimate of public funding for sheltered workshops. Income from business activity, which accounts for more than half of revenue, is excluded.
- 11 Passive (income support) payments only. Labour market support payments made to persons in active measures are shown under the appropriate measure.
- 12 Net public expenditure (disbursements minus repayments to the state).


### B.3.26 LMP expenditure by intervention and by type of action, 2007: Sweden

Euro (millions)

eurostat		Category, intervention number and name	15.1 Total	15.2 Transfers to individuals	15.3 Transfers to employers	15.4 Transfers to service providers	15.5 Not specified	Notes
<b>1</b>		<b>Labour market services</b>	<b>560.0 e</b>	-	-	<b>560.0 e</b>	-	
1.1	19	General placement service	108.9 e	-	-	108.9 e	-	
	20	Individual guidance service	190.6 e	-	-	190.6 e	-	
	42	Activity Guarantee	15.5	-	-	15.5	-	
1.2	56	Other services/activities	245.1 e	-	-	245.1 e	-	
<b>2</b>		<b>Training</b>	<b>677.7</b>	<b>484.9</b>	-	<b>192.9</b>	-	
	43	Activities within counselling, guidance and placement services	226.4	226.4	-	-	-	
	47	Projects with Employment Policy Orientation	8.9	3.6	-	5.3	-	
	70	Job and Development Program	82.6	81.6	-	1.0	-	
	74	Youth Job Programme	-	-	-	-	-	1
2.1	6	Computer/activity centres	7.7	1.0	-	6.7	-	
	49	Preparatory Training Courses	120.6	62.3	-	58.4	-	
	50	Employment Training	228.9	107.4	-	121.5	-	
2.2	3	International practice scholarship	-	-	-	-	-	
	68	Apprentice Jobs	1.7	1.7	-	-	-	
2.3	67	In-depth Assessment and Counselling Guidance	1.0	1.0	-	-	-	
<b>3</b>		<b>Job rotation and job sharing</b>	<b>70.4</b>	<b>70.4</b>	-	-	-	
3.1	53	Career Break	70.4	70.4	-	-	-	2
<b>4</b>		<b>Employment incentives</b>	<b>1,598.4</b>	<b>60.4</b>	<b>1,503.6</b>	<b>34.4</b>	-	
4.1	7	Municipal youth programme	5.8	-	5.8	-	-	
	12	Wage subsidies	770.0	-	770.0	-	-	
	15	Mobility allowance	7.2	7.2	-	-	-	3
	31	Youth guarantee	11.8	5.1	-	6.7	-	
	35	Work Experience	46.8	45.7	-	1.1	-	
	36	General recruitment incentive	13.7	-	13.7	-	-	4
	37	Extended recruitment incentive (for persons enrolled with the PES for 2 years)	36.4	-	36.4	-	-	4
	40	Grants for technical aids and workplace adjustments and for a works assistant	26.5	-	26.5	-	-	
	44	Special recruitment incentive	128.2	-	128.2	-	-	
	60	Development Employment	38.3	-	38.3	-	-	
	63	Plus Jobs	495.1	-	468.5	26.6	-	
	64	Trainee Replacement Scheme	15.2	-	15.2	-	-	
	65	Trial Opportunity	2.4	2.4	-	-	-	
	73	Entry recruitment incentive	0.8	-	0.8	-	-	
<b>5</b>		<b>Supported employment and rehabilitation</b>	<b>605.0</b>	<b>33.6</b>	<b>571.3</b>	-	-	
5.1	13	Public sheltered employment (OSA)	79.5	-	79.5	-	-	
	21	Samhall	448.4	-	448.4	-	-	
	61	Security Employment	43.5	-	43.5	-	-	
5.2	14	Employability rehabilitation programme	33.6	33.6	-	-	-	5
<b>6</b>		<b>Direct job creation</b>	-	-	-	-	-	
<b>7</b>		<b>Start-up incentives</b>	<b>53.7</b>	<b>51.5</b>	-	<b>2.3</b>	-	
	9	Start-up grants	51.6	49.3	-	2.3	-	
	69	Start-up grants for disabled entrepreneurs	2.2	2.2	-	-	-	

### B.3.26 LMP expenditure by intervention and by type of action, 2007: Sweden

Euro (millions)


		Category, intervention number and name	15.1 Total	15.2 Transfers to individuals	15.3 Transfers to employers	15.4 Transfers to service providers	15.5 Not specified	Notes
<b>8</b>		<b>Out-of-work income maintenance and support</b>	<b>2,202.2</b>	<b>2,202.2</b>	-	-	-	
8.1	16	[Component] Unemployment insurance and Basic insurance - Full-time unemployed	1,282.9	1,282.9	-	-	-	
8.3	16	[Component] Unemployment insurance and Basic insurance - Part-time unemployed	855.2	855.2	-	-	-	
8.5	30	Wage guarantee	64.1	64.1	-	-	-	
<b>9</b>		<b>Early retirement</b>	-	-	-	-	-	
<b>1-9</b>		<b>Total LMP (categories 1-9)</b>	<b>5,767.4 e</b>	<b>2,903.0</b>	<b>2,074.9</b>	<b>789.5 e</b>	-	
<b>2-7</b>		<b>Total LMP measures (categories 2-7)</b>	<b>3,005.2</b>	<b>700.7</b>	<b>2,074.9</b>	<b>229.5</b>	-	
<b>8-9</b>		<b>Total LMP supports (categories 8-9)</b>	<b>2,202.2</b>	<b>2,202.2</b>	-	-	-	

Key : Not available; n Not significant; - Not applicable or real zero or zero by default; 0 or 0.00 Less than half of the unit used; e Estimated value; s Eurostat estimate

- 1 The amount of expenditure is not significant due to a late start-date (3 December).
- 2 Expenditure refers to activity support paid to persons taking a career break (who are replaced by an unemployed person).
- 3 Expenditure includes some payments for travelling to interview, which are normally considered under category 1.
- 4 Intervention coming to an end.
- 5 Cost of individual service included in expenditure of SE-20.

**B.3.27 LMP expenditure by intervention and by type of action, 2007: United Kingdom**

*Euro (millions)*

		Category, intervention number and name	15.1 Total	15.2 Transfers to individuals	15.3 Transfers to employers	15.4 Transfers to service providers	15.5 Not specified	Notes
<b>1</b>		<b>Labour market services</b>	<b>5,582.0 s</b>	<b>243.4 s</b>	<b>0.0</b>	<b>4,819.4 s</b>	<b>519.1</b>	
1.1	1	[Component] New Deal for 18-24 - Follow-through	: n	:	:	:	-	1
	1	[Component] New Deal for 18-24 - Other expenditure	68.7 s	:	:	:	68.7	1
	1	[Component] New Deal for 18-24 - Gateway	77.4 s	:	:	:	77.4	1
	2	[Component] New Deal 25 plus - Follow-through	0.4 s	:	:	:	0.4	1
	2	[Component] New Deal 25 plus - Other expenditure	36.5 s	:	:	:	36.5	1
	2	[Component] New Deal 25 plus - Gateway	12.1 s	:	:	:	12.1	1
	9	JobCentre Plus - placement and advisory functions	906.6	-	-	906.6	-	
	10	New Deal for Partners of Unemployed People (NDPU)	0.5	0.0 s	-	0.5 s	-	
	11	New Deal for Lone Parents (NDLP)	88.2	70.8	-	17.4	-	
	12	New Deal for Disabled People (NDDP)	114.6	114.6	-	:	-	
	35	Employment zones	179.8	-	-	179.8	-	
	37	New Deal 50+	0.3	0.2 s	-	0.1 s	-	
	40	Connexions Service	612.3	-	-	612.3	-	
	43	JobCentre Plus - other programmes	307.2	-	-	307.2	-	
	44	Workstep	97.4	-	0.0	97.4	-	
	48	Pathways to Work (Incapacity Benefit Reforms)	101.6	57.8	-	43.8	-	
	51	Entry to Employment	289.3	:	-	:	289.3	
	53	[Component] Northern Ireland Employment Programmes - Other	: n	-	-	-	-	2
	53	[Component] Northern Ireland Employment Programmes - New Deal 25 Plus	-	-	-	-	-	2
	53	[Component] Northern Ireland Employment Programmes - New Deal for Young People	26.2	-	-	-	26.2	2
	53	[Component] Northern Ireland Employment Programmes - Pathways	8.6	-	-	-	8.6	2
1.2	41	JobCentre Plus - benefit administration	1,278.5	-	-	1,278.5	-	
	47	JobCentre Plus - other administration costs	1,375.8	-	-	1,375.8	-	
<b>2</b>		<b>Training</b>	<b>327.9 s</b>	<b>-</b>	<b>-</b>	<b>-</b>	<b>327.9</b>	
	50	Training for Work	16.4	:	-	:	16.4	
2.1	1	[Component] New Deal for 18-24 - Education and training option	119.8 s	:	:	:	119.8	1
	2	[Component] New Deal 25 plus - IAP training related options	123.1 s	:	:	:	123.1	1
	53	[Component] Northern Ireland Employment Programmes - Job Skills	68.6	-	-	-	68.6	2
<b>3</b>		<b>Job rotation and job sharing</b>	<b>-</b>	<b>-</b>	<b>-</b>	<b>-</b>	<b>-</b>	
<b>4</b>		<b>Employment incentives</b>	<b>264.5 s</b>	<b>89.5</b>	<b>57.1</b>	<b>78.8 s</b>	<b>39.0</b>	
4.1	1	[Component] New Deal for 18-24 - Employment option	20.7 s	:	:	:	20.7	1
	2	[Component] New Deal 25 plus - IAP employment related options	18.3 s	:	:	:	18.3	1
	29	Job Grant	68.6	68.6	-	-	-	
	31	Access to work	110.8	20.9	57.1	32.8	-	
	33	[Component] Remploy - Interwork	46.0 s	-	-	46.0 s	-	
<b>5</b>		<b>Supported employment and rehabilitation</b>	<b>288.1 s</b>	<b>2.2</b>	<b>-</b>	<b>277.8 s</b>	<b>8.0</b>	
	24	Work preparation	15.0	2.2	-	12.7	-	
5.1	33	[Component] Remploy - Remploy	240.1 s	-	-	240.1 s	-	
	53	[Component] Northern Ireland Employment Programmes - Employment Support	8.0	-	-	-	8.0	2
5.2	49	Residential Training Colleges	25.0	-	-	25.0	-	
<b>6</b>		<b>Direct job creation</b>	<b>105.1 s</b>	<b>:</b>	<b>:</b>	<b>:</b>	<b>105.1</b>	
	1	[Component] New Deal for 18-24 - Voluntary sector & Environment Task Force options	105.1 s	:	:	:	105.1	1

### B.3.27 LMP expenditure by intervention and by type of action, 2007: United Kingdom

Euro (millions)

eurostat		Category, intervention number and name	15.1 Total	15.2 Transfers to individuals	15.3 Transfers to employers	15.4 Transfers to service providers	15.5 Not specified	Notes
<b>7</b>		<b>Start-up incentives</b>	-	-	-	-	-	
<b>8</b>		<b>Out-of-work income maintenance and support</b>	<b>3,208.9</b>	<b>3,208.9</b>	-	-	-	
8.1	3	Jobseeker's allowance (JSA): payments	3,208.9	3,208.9	-	-	-	
<b>9</b>		<b>Early retirement</b>	-	-	-	-	-	
<b>1-9</b>		<b>Total LMP (categories 1-9)</b>	<b>9,776.4 s</b>	<b>3,544.1 s</b>	<b>57.1</b>	<b>5,176.0 s</b>	<b>999.2</b>	
<b>2-7</b>		<b>Total LMP measures (categories 2-7)</b>	<b>985.5 s</b>	<b>91.7</b>	<b>57.1</b>	<b>356.6 s</b>	<b>480.1</b>	
<b>8-9</b>		<b>Total LMP supports (categories 8-9)</b>	<b>3,208.9</b>	<b>3,208.9</b>	-	-	-	

Key : Not available; :n Not significant; - Not applicable or real zero or zero by default; 0 or 0.00 Less than half of the unit used; e Estimated value; s Eurostat estimate

1 Some expenditure on New Deal programmes is combined in accounts. Totals for the New Deals 18-24 and 25+ are estimated on a 72%:28% split agreed between HMT and WWEG. Breakdowns by component are estimated by Eurostat and may not be reliable.

2 Expenditure shown for the component New Deal for Young People covers all New Deal programmes in Northern Ireland.



### B.3.28 LMP expenditure by intervention and by type of action, 2007: Norway

Euro (millions)

eurostat		Category, intervention number and name	15.1 Total	15.2 Transfers to individuals	15.3 Transfers to employers	15.4 Transfers to service providers	15.5 Not specified	Notes
<b>1</b>		<b>Labour market services</b>	<b>313.6 e</b>	<b>7.3</b>	<b>-</b>	<b>6.9</b>	<b>299.4</b>	
	26	[Component] Services of the Labour Market Administration (NAV) - General services	65.0 e	-	-	:	65.0	1
1.1	4	Job clubs	14.2	7.3	-	6.9	-	
	26	[Component] Services of the Labour Market Administration (NAV) - Guidance/service for occupationally disabled persons	69.0 e	-	-	:	69.0	1
	26	[Component] Services of the Labour Market Administration (NAV) - Guidance/service for unemployed, partially unemployed and regular labour market measures	68.8 e	-	-	:	68.8	1
1.2	26	[Component] Services of the Labour Market Administration (NAV) - Administration of rehabilitation	20.2 e	-	-	:	20.2	1
	26	[Component] Services of the Labour Market Administration (NAV) - Administration of unemployment benefits	20.1 e	-	-	:	20.1	1
	26	[Component] Services of the Labour Market Administration (NAV) - Recruitment	12.3 e	-	-	:	12.3	1
	26	[Component] Services of the Labour Market Administration (NAV) - Other staff costs	44.0 e	-	-	:	44.0	1
<b>2</b>		<b>Training</b>	<b>647.1</b>	<b>455.6</b>	<b>8.2</b>	<b>183.3</b>	<b>-</b>	
2.1	7	Labour Market Training (AMO)	86.6	33.4	-	53.3	-	
	22	Education in regular schools	474.7	360.4	4.7	109.5	-	
	35	Labour Market Training for occupationally disabled (AMO)	51.5	30.9	-	20.6	-	
2.2	8	Work experience in ordinary enterprises	34.3	30.8	3.5	-	-	
<b>3</b>		<b>Job rotation and job sharing</b>	<b>-</b>	<b>-</b>	<b>-</b>	<b>-</b>	<b>-</b>	
<b>4</b>		<b>Employment incentives</b>	<b>71.9</b>	<b>14.7</b>	<b>57.1</b>	<b>-</b>	<b>-</b>	
4.1	5	Mobility promoting grants	0.9	0.9	-	-	-	
	6	Wage subsidies to employers	24.9	-	24.9	-	-	
	28	Wage subsidies for the occupationally disabled	29.3	:	29.3	-	-	
	30	Work experience in ordinary enterprises for the occupationally disabled	15.7	13.8	1.9	-	-	
	31	Flexijob	1.1	-	1.1	-	-	2
<b>5</b>		<b>Supported employment and rehabilitation</b>	<b>411.3</b>	<b>180.6</b>	<b>52.7</b>	<b>178.1</b>	<b>-</b>	
5.1	15	Work experience in sheltered enterprises	168.0	71.2	:	96.8	-	
	19	Supported employment (AB)	128.3	80.4	-	47.9	-	
	23	Clarification programmes in sheltered workshops	62.4	29.0	:	33.4	-	
5.2	24	Qualification programmes in sheltered workshops	52.7	-	52.7	-	-	
<b>6</b>		<b>Direct job creation</b>	<b>132.7</b>	<b>115.6</b>	<b>17.1</b>	<b>-</b>	<b>-</b>	
	11	Temporary public employment (KAJA)	0.4	-	0.4	-	-	
	12	Temporary employment measures	-	-	-	-	-	3
	14	Temporary employment measures for the occupationally disabled	2.1	-	2.1	-	-	
	21	Work experience - Practice in regular places of work for the occupationally disabled	130.2	115.6	14.6	-	-	
<b>7</b>		<b>Start-up incentives</b>	<b>9.0</b>	<b>7.4</b>	<b>-</b>	<b>1.6</b>	<b>-</b>	
	25	Start your own business	9.0	7.4	-	1.6	-	

### B.3.28 LMP expenditure by intervention and by type of action, 2007: Norway

Euro (millions)

eurostat		Category, intervention number and name	15.1 Total	15.2 Transfers to individuals	15.3 Transfers to employers	15.4 Transfers to service providers	15.5 Not specified	Notes
<b>8</b>		<b>Out-of-work income maintenance and support</b>	<b>1,179.0</b>	<b>1,179.0</b>	-	-	-	
8.1	1	[Component] Unemployment benefits - Full unemployment benefits	395.8	395.8	-	-	-	
	27	Payments for occupational rehabilitation between measures	580.1	580.1	-	-	-	
	29	Waiting benefit	33.1	33.1	-	-	-	
8.3	1	[Component] Unemployment benefits - Part-time unemployment benefits	166.7	166.7	-	-	-	
8.4	1	[Component] Unemployment benefits - Redundancy compensation	1.6	1.6	-	-	-	
8.5	1	[Component] Unemployment benefits - Bankruptcy compensation	1.8	1.8	-	-	-	
<b>9</b>		<b>Early retirement</b>	-	-	-	-	-	
<b>1-9</b>		<b>Total LMP (categories 1-9)</b>	<b>2,764.6 e</b>	<b>1,960.1</b>	<b>135.1</b>	<b>370.0</b>	<b>299.4</b>	
<b>2-7</b>		<b>Total LMP measures (categories 2-7)</b>	<b>1,272.0</b>	<b>773.8</b>	<b>135.1</b>	<b>363.0</b>	-	
<b>8-9</b>		<b>Total LMP supports (categories 8-9)</b>	<b>1,179.0</b>	<b>1,179.0</b>	-	-	-	

Key : Not available; :n Not significant; - Not applicable or real zero or zero by default; 0 or 0.00 Less than half of the unit used; e Estimated value; s Eurostat estimate

1 Data refer to 2006  
2 Intervention coming to an end.  
3 Intervention not used in 2007.

## B.4 LMP expenditure at constant price levels, 1998-2007

### B.4.1 LMP expenditure at constant price levels, total (categories 1-9)

	Euro, millions (price level of year 2000)									
eurostat	1998	1999	2000	2001	2002	2003	2004	2005	2006	2007
EU-27	:	:	:	:	:	:	:	211,226.3 s	200,366.0 s	182,691.9 s
EU-15	:	:	:	:	:	:	213,317.6 s	207,379.1 s	196,644.9 s	179,464.8 s
BE	:	:	:	:	:	:	9,577.7 e	9,569.0 e	9,476.3 e	9,397.7 e
BG	:	:	:	:	:	:	137.2 e	129.4	124.0 s	107.6
CZ	:	:	303.3 s	345.5 s	367.8	377.7	367.8	377.7	399.0	398.9
DK	:	:	:	:	8,004.3 e	7,204.6 e	6,406.2 e	5,382.1 e	52,466.8 s	52,466.8 s
DE	:	64,338.0 s	65,368.5 s	70,408.8 s	70,753.6 s	67,344.4 s	62,872.6 e	17.9	16.8	17.9
EE	:	:	:	20.8 e	20.1 e	18.0	2,039.2 e	2,074.9 e	2,227.6 e	2,452.2 e
IE	:	:	:	:	940.6 s	806.5 s	977.8 e	977.8 e	977.8 e	:
EL	:	:	:	:	15,670.6 e	16,410.6 e	17,419.4	17,419.4	17,419.4	18,160.1 e
ES	:	:	:	:	41,408.4 e	39,398.6 e	37,512.0 e	36,077.2 e	37,512.0 e	36,077.2 e
FR	36,044.9 e	38,100.8 e	36,903.4 e	37,636.3 e	40,453.6 e	42,325.4 e	41,408.4 e	39,398.6 e	37,512.0 e	36,077.2 e
IT	:	:	:	:	16,497.2 e	16,681.9 e	15,708.2 e	15,708.2 e	15,708.2 e	14,458.0 s
CY	:	:	:	:	94.5 e	80.5 e	80.5 e	80.5 e	80.5 e	80.5 e
LV	:	:	52.8	58.4	58.4	69.3	69.3	69.3	82.1 s	82.7 e
LT	:	:	53.3	51.4	51.4	64.4	64.4	64.4	81.6	101.5
LU	:	:	153.9 e	174.4 e	235.9 e	269.0 e	303.0 e	303.0 e	309.5 e	306.7 e
HU	:	:	:	:	440.7	440.7	458.7 e	458.7 e	445.3	452.6
MT	:	:	:	:	26.7 e	25.4 e	26.7 e	26.7 e	26.7 e	25.4 e
NL	:	:	:	:	15,404.5 e	14,964.3 e	13,498.4 e	12,012.4 e	12,012.4 e	12,012.4 e
AT	3,713.2	3,822.7	3,563.5	3,727.7	3,897.8	4,330.1 e	4,460.3 e	4,822.1 e	4,922.2 e	4,629.3 e
PL	:	:	:	:	2,366.3 e	2,366.3 e	2,437.6	2,777.8 s	2,685.2 e	2,535.4 e
PT	:	:	:	:	357.2	357.2	368.6	346.1	2,369.2	2,131.6
RO	:	:	:	:	177.1	177.1	177.1	177.1	310.0 s	291.4 e
SI	:	:	:	:	128.6	128.6	128.6	128.6	177.9	145.2
SK	4,552.8 e	4,289.9 e	3,878.4 e	3,741.8 e	3,879.2 e	4,073.7 e	4,245.6 e	4,075.3 e	190.5	185.9 s
FI	10,222.8 e	9,643.8 e	8,117.9 e	7,174.6 e	7,032.8 e	6,721.4 e	7,183.8 e	7,262.3 e	3,937.6 e	3,664.6 e
SE	:	:	:	:	11,844.0 s	11,628.3 s	9,785.3 s	9,785.3 s	7,177.2 e	5,733.0 e
UK	:	:	:	:	3,047.0	3,047.0	3,233.5	3,510.4 e	2,594.3	2,450.9 e
NO	:	:	2,029.3 e	2,170.3 e	2,466.1	3,047.0	3,233.5	3,510.4 e	2,594.3	2,450.9 e

Key : Not available; :n Not significant; - Not applicable or real zero or zero by default; 0 or 0.00 Less than half of the unit used; e Estimated value; s Eurostat estimate

### B.4.2 LMP expenditure at constant price levels, services (category 1)

		Euro, millions (price level of year 2000)									
eurostat	1998	1999	2000	2001	2002	2003	2004	2005	2006	2007	
EU-27	:	:	:	:	:	:	:	:	:	:	
EU-15	:	:	:	:	:	:	:	:	:	:	
BE	451.6 e	451.6 e	481.3 e	492.3 e	528.2 e	527.4 e	563.0 e	582.1 e	577.9	622.2	
BG							12.1	13.0	11.7	11.4	
CZ					44.1	52.3	89.0	99.0	105.9	116.2	
DK							302.8 e	304.8	309.9	292.0	
DE	3,997.6	4,152.1	4,148.3	4,075.0	4,393.4	4,798.7	4,714.0	6,039.4 e	5,681.7 e	5,836.2 e	
EE						2.2	2.0	2.1	2.5	2.9	
IE							250.4 e	273.8 e	301.1 e	325.8	
EL							31.7 e	19.2 s	46.9	:	
ES							565.3	709.4	766.8	762.7	
FR	2,067.1 e	2,351.7 e	2,512.6	2,855.7	3,146.9	3,535.8 e	3,610.1 e	3,719.3	3,932.6 e	3,742.0 e	
IT							546.3 e	485.9 e	453.8 e	470.5 s	
CY									4.3 e	5.7 e	
LV						4.0	5.7	7.9	10.5 s	11.5 e	
LT						6.4	7.2	13.5	18.4	20.6	
LU				9.1 e	10.0 e	11.9 e	12.2 e	12.9 e	13.4 e	14.3 e	
HU							64.9	62.8 e	63.2	58.5	
MT									4.0	5.6	
NL							2,186.0 e	2,161.9 e	2,134.4 e	1,998.6 e	
AT	273.6	291.9	287.3	315.0	332.3	380.1	386.8	386.3	408.7	403.7	
PL								149.6 s	216.3 e	239.0 e	
PT						154.0	145.0	188.4	166.6	162.9	
RO						20.8	22.8	24.7	30.5	31.2 e	
SI								25.5	25.4	25.4	
SK							23.9	46.4	50.3	33.7 s	
FI	137.1 e	140.9 e	137.0 e	149.6	150.2	170.0	202.8	202.2	201.3	203.1	
SE	510.0 e	519.4 e	524.9 e	534.1 e	534.8 e	542.1 e	562.4 e	536.7 e	590.3 e	556.7 e	
UK							7,349.4 s	7,192.9 s	5,393.6 s	5,440.5 s	
NO			210.4	214.1	229.8	227.5	259.3	266.2	277.9	278.0 e	

Key : Not available; :n Not significant; - Not applicable or real zero or zero by default; 0 or 0.00 Less than half of the unit used; e Estimated value; s Eurostat estimate

### B.4.3 LMP expenditure at constant price levels, measures (categories 2-7)

	Euro, millions (price level of year 2000)											
eurostat	1998	1999	2000	2001	2002	2003	2004	2005	2006			
EU-27	:	:	:	:	:	:	:	:	:	51,908.0 s	52,776.1 s	51,026.3 s
EU-15	:	:	:	:	:	:	57,680.1 s	50,779.3 s	51,615.6 s	49,778.6 s		
BE	:	:	:	:	:	:	2,608.1	2,649.6	2,831.7 e	3,083.0 e		
BG							80.1 e	77.9	76.5 s	64.4		
CZ					76.9 s	80.5 s	95.3	93.6	103.2	104.9		
DK	2,747.3 e	3,149.8 e	3,012.8 e	2,997.7 e	3,080.2 e	2,888.9 e	2,795.8 e	2,416.4	2,406.8	2,062.4		
DE	:	:	21,227.5 s	21,350.4 s	21,490.5 s	19,464.9 s	17,669.3 s	12,391.5 s	12,533.4 e	11,090.2 s		
EE						3.7 e	3.4 e	4.5	5.4	3.4		
IE	769.5	804.8	678.1 e	793.2 e	749.9	668.0	636.7	657.5	670.1 e	723.6 e		
EL	:	:	325.2 e	359.4 e	256.1 s	141.4 s	234.3 s	96.3 s	255.2 e	:		
ES	2,851.7	3,805.1 e	4,153.3 e	3,992.1 e	3,849.3	4,002.0	4,064.7 e	4,489.4	5,080.6	5,269.9 e		
FR	13,248.5 e	14,568.7 e	14,535.9 e	14,017.4 e	13,517.9 e	12,460.9 e	11,229.8 e	10,479.6 e	11,028.4 e	11,583.0 e		
IT	5,544.0 s	:	6,688.1	7,702.2	8,665.0 e	8,621.7 e	6,721.3	5,993.8	5,208.9	4,781.8		
CY									7.1 e	11.7 e		
LV						9.0	8.8	19.4	26.2	17.7		
LT						23.1	25.8	27.7	37.1	54.0		
LU	:	:	39.6 s	41.7	46.9 e	77.5 e	92.4 e	110.6 e	117.8 e	122.6 e		
HU						:	132.5	135.2	134.0	144.0		
MT									3.2 e	1.6 e		
NL	3,777.7 s	3,942.0 s	4,051.3 e	4,306.2 e	4,568.6 e	4,309.3 e	3,950.3 e	3,729.3 e	3,401.4 e	3,281.2 e		
AT	642.6	837.0	810.2	906.5	876.7	976.7 e	962.3 e	1,033.6 e	1,262.3 e	1,232.1 e		
PL								771.3	828.1	1,011.7		
PT	:	408.0 e	454.4 e	607.3 e	555.4 e	645.6 e	704.6	667.6 e	594.6	515.7		
RO						57.8	60.1	68.8	77.0 s	68.9		
SI						:	:	50.4	47.9	32.4		
SK							18.1	46.1	41.6	36.9 e		
FI	1,235.6 e	1,166.2 e	987.0 e	920.6 e	951.3 e	1,027.6 e	1,107.6 e	1,053.6 e	1,117.2 e	1,135.4 e		
SE	5,354.2 e	4,955.4 e	4,021.8 e	3,820.4	3,697.6	2,846.9	2,862.5	3,214.9	3,567.1	2,987.2		
UK	1,222.1 s	1,380.4 e	:	:	:	:	1,108.8 s	1,008.3 s	833.6 s	960.6 s		
NO	:	938.5	902.3 e	955.5 e	1,032.6	1,227.8	1,291.0	1,360.7 e	1,119.6	1,127.6		

Key : Not available; :n Not significant; - Not applicable or real zero or zero by default; 0 or 0.00 Less than half of the unit used; e Estimated value; s Eurostat estimate

### B.4.4 LMP expenditure at constant price levels, supports (categories 8-9)

		Euro, millions (price level of year 2000)									
eurostat		1998	1999	2000	2001	2002	2003	2004	2005	2006	2007
EU-27	:										
EU-15	:	117,946.1 e	108,914.7 e	119,741.3 e	130,461.3 e	134,619.1 e	136,560.2 s	126,443.3 e	124,355.7 e	110,686.6 s	109,155.3 s
BE	:	4,688.7	5,777.4	5,318.9	5,404.2	5,997.9	6,424.6	6,406.6	6,337.2	6,066.6	5,692.5
BG	:							44.9	38.5	35.9	31.9
CZ	:					182.4 s	212.8	183.4	185.1	189.9	177.8
DK	:	4,796.1 e	4,291.7 e	4,134.2 e	3,977.6 e	4,087.6 e	4,746.5 e	4,905.7 e	4,483.5 e	3,689.4 e	3,027.6 e
DE	:	45,101.8	42,863.6	38,962.2	39,943.1	44,524.9	47,225.4	48,370.3	48,913.5	44,657.5	35,540.5
EE	:						14.9	14.7	11.4	8.8	11.6
IE	:	1,260.7	1,059.7	837.2	802.8	988.1	1,082.3	1,152.1	1,143.5	1,256.4 e	1,402.8
EL	:			542.6	512.7	499.4 e	587.8 e	674.6	691.0	675.6	:
ES	:	9,287.5 e	8,664.9 e	8,489.5 e	9,017.3 e	10,079.9 e	10,370.0 e	11,040.6 e	11,211.8 e	11,572.0	12,127.5 e
FR	:	20,729.3	21,180.4	19,854.9	20,763.2	23,788.8	26,328.8	26,568.5	25,199.7	22,550.9 e	20,752.2
IT	:	8,481.8	7,826.7	7,387.2 s	7,405.2	8,105.5	7,950.3	9,229.5	10,202.2	10,045.5	9,205.7
CY	:									83.0	63.2
LV	:						39.8	44.0	41.9	45.4	53.5
LT	:						23.8	18.4	23.2	26.0	26.8
LU	:	114.9 s	103.5	95.1	103.1	117.4	146.5	164.4	179.5	178.2	169.8
HU	:						222.5	243.4	260.7	248.2	250.0
MT	:									19.5	18.2
NL	:	9,040.6 e	8,159.5 e	7,320.3 e	7,171.5 e	7,385.7 e	8,452.0 e	9,268.2 e	9,073.1 e	7,962.6 e	6,732.6 e
AT	:	2,797.1	2,693.8	2,465.9	2,506.2	2,688.8	2,973.4	3,111.2	3,402.2	3,251.2	2,993.4
PL	:								1,856.9	1,640.8	1,284.6
PT	:		951.2 e	1,007.2	1,220.3	1,243.5	1,566.7	1,587.9	1,704.1	1,608.0	1,453.0
RO	:						278.6	285.7	252.6	202.4	191.3
SI	:								101.2	104.6	87.4
SK	:							86.6	72.8	98.6	115.3
FI	:	3,180.1	2,982.9	2,754.3	2,671.6	2,777.7	2,876.2	2,935.2	2,819.5	2,619.1	2,326.1
SE	:	4,358.7	4,168.9	3,571.1	2,820.0	2,800.4	3,332.4	3,758.8	3,510.8	3,019.8	2,189.1
UK	:	5,889.2	5,411.6	4,738.3	4,217.7	4,154.7	3,980.6	3,385.8	3,427.1	3,558.1	3,127.6
NO	:	716.7	722.5	916.6	1,000.7	1,203.7	1,591.6	1,683.2	1,883.5	1,196.8	1,045.2

Key : Not available; :n Not significant; - Not applicable or real zero or zero by default; 0 or 0.00 Less than half of the unit used; e Estimated value; s Eurostat estimate

## **C PARTICIPANTS**

## C.1 LMP stocks by type of action, 2007

### C.1.1 LMP stocks by category (total), 2007

eurostat	Number of participants									
	2	3	4	5	6	7	LMP measures (Categories 2-7)	8	9	LMP supports (Categories 8-9)
	Training	Job rotation and job sharing	Employment incentives	Supported employment and rehabilitation	Direct job creation	Start-up incentives		Out-of-work income maintenance and support	Early retirement	
EU-27	3,446,794 s	111,513	5,617,269 s	830,569 e	822,301 s	703,923 s	11,532,370 s	14,671,141 s	1,052,566 s	15,723,707 s
EU-15	3,293,427 s	111,468	5,383,839 s	543,952 e	642,117 s	671,052 s	10,645,855 s	13,754,700 s	676,892 s	14,431,592 s
BE	106,942	-	207,654	41,927 u	126,604	747	483,874 u	578,288	222,219	800,507
BG	8,525	-	16,274	2,142	48,766	4,182	79,889	61,197	-	61,197
CZ	7,297	-	13,214	26,509	7,360	3,872	58,252	116,478	-	116,478
DK	53,779	:	22,297 e	62,681 e	-	-	138,757 e	104,018 e	61,505 e	165,523 e
DE	1,240,043 s	367	:	23,153	:	279,803 u	1,725,525 u	6,315,057	104,350	6,419,407
EE	1,128 s	-	211	6	69	12	1,426 s	8,645 s	-	8,645 s
IE	33,155	-	5,458	3,040	23,721	4,828	70,202	152,917	10,871	163,788
EL*	42,323 u	-	14,210	116	:	5,188	61,837 u	:	-	:
ES	227,733 u	79,449	3,538,103	49,982	:	258,938 u	4,155,733 u	1,421,432 u	:	1,423,890 u
FR	570,602 e	-	525,030 u	139,662 e	358,864	101,917 e	1,696,075 u	2,199,603 e	74,814	2,274,417 e
IT	:	19,718 u	610,260 u	-	26,770 u	:	1,335,826 u	647,541 s	68,532 s	716,073 s
CY	1,043 e	-	1,649 s	227	-	86	3,005 s	9,406	-	9,406
LV	2,327	-	4,548	29	1,279	-	8,183	32,839 e	-	32,839 e
LT	8,118	45	:	6,356	3,741	:	20,565 u	18,036	-	18,036
LU	2,059 u	-	9,406	45	1,017 e	-	12,527 u	6,459 e	1,222	7,681 e
HU	13,564	-	32,164	-	16,522	1,872	64,122	138,537	-	138,537
MT	:	-	42 u	-	14	40	830 u	10,335	-	10,335
NL	118,500 u	-	35,950	154,470	-	-	308,920 u	546,175 e	-	546,175 e
AT	96,614 e	81	52,725 e	1,951	7,978	2,460 e	161,809 e	202,289	56,143	258,432
PL	90,720 s	:	105,653 u	:	10,438	4,143 s	461,152 u	250,633	327,449	578,082
PT	45,524 u	:	78,017 u	6,023	22,717	4,411	156,692 u	287,864	29,107	316,971
RO	14,699	-	47,107	-	21,163	:	82,969	169,602	-	169,602
SI	4,567 u	-	1,781	-	5,615	320	12,283 u	18,074	-	18,074
SK	645	-	8,482 s	1,150	65,217	18,344	93,838 s	82,659	48,225	130,884
FI	50,244	7,769	16,131	8,434 e	13,755	4,520	100,853 e	194,117	45,671	239,788
SE	37,912	4,084	97,633	34,862	-	2,993	177,484	260,265	-	260,265
UK	20,500 u	-	41,798	17,722 u	7,200	-	87,220 u	838,675	-	838,675
NO	31,708	-	4,834	13,691	6,776	394	57,403	50,784	-	50,784

Key : Not available; :n Not significant; - Not applicable or real zero or zero by default; 0 or 0.00 Less than half of the unit used; e Estimated value; s Eurostat estimate; u Unreliable or uncertain data; participant data complete for interventions covering >=80% but <100% of expenditure

\* EL 2006



### C.1.2 LMP stocks by category (under 25s), 2007

eurostat	Number of participants									
	2 Training	3 Job rotation and job sharing	4 Employment incentives	5 Supported employment and rehabilitation	6 Direct job creation	7 Start-up incentives	LMP measures (Categories 2-7)	8 Out-of-work income maintenance and support	9 Early retirement	LMP supports (Categories 8-9)
EU-27	1,810,251 s	27,370 s	1,335,459 s	:	:	:	3,370,535 s	2,072,159 s	166 s	2,072,325 s
EU-15	1,727,858 s	27,361 s	1,286,053 s	:	:	:	3,203,704 s	1,991,040 s	166 s	1,991,206 s
BE	:	-	32,698 u	:	12,260 u	121 e	71,793 u	78,048	-	78,048
BG	2,611 e	-	2,587	115	7,916 e	723	13,952 e	2,536	-	2,536
CZ	1,433 e	-	4,994 u	:	735 s	:	:	:	-	:
DK	5,365	:	1,594 u	2,242 s	-	-	9,201 u	7,242 e	-	7,242 e
DE	561,800 u	78	:	12,618	:	16,342 u	:	1,148,895 u	-	1,148,895 u
EE	149 s	-	36	1	1	1	188 s	1,179 s	-	1,179 s
IE	14,015	-	360 u	:	477	101	15,155 u	32,351	-	32,351
EL*	:	-	4,204	69	:	954	18,038 u	:	-	:
ES	106,649 u	22,935 s	:	5,874	:	:	:	91,481 u	:	91,489 u
FR	388,941 u	-	:	:	67,657 e	:	739,909 u	251,824 u	-	251,824 u
IT	:	2,964 u	104,322 u	-	- u	:	615,876 u	23,111 u	- s	23,111 u
CY	:	-	82 u	:	-	:	:	607	-	607
LV	437 e	-	3,253 e	8 e	53 e	-	3,751 e	4,328 e	-	4,328 e
LT	1,929	9	:	432	627	:	3,579 u	1,151	-	1,151
LU	1,147 u	-	670	:	81	-	1,898 u	666 e	-	666 e
HU	4,274 u	-	9,155 u	-	2,240	214	15,883 u	11,334	-	11,334
MT	:	-	29 u	-	14	6	233 u	2,168	-	2,168
NL	:	-	2,300 u	5,020 u	-	-	:	:	-	:
AT	55,872 e	4	:	125	1,741	154 e	60,782 u	28,294	158	28,452
PL	66,301 u	:	12,098 u	:	582	740 u	85,436 u	38,837	-	38,837
PT	28,978 u	:	35,286 u	4,322	1,503	115	70,204 u	15,385	-	15,385
RO	3,545	-	12,520	-	3,422	:	19,487	15,149	-	15,149
SI	1,327 u	-	353	-	805	17	2,502 u	382	-	382
SK	104	-	3,716 s	70	8,009	2,520	14,419 s	3,448	-	3,448
FI	12,591 e	1,328 e	911	:	922 e	402	17,022 u	12,027	-	12,027
SE	3,351	52	6,658	1,295	-	136	11,492	39,246	-	39,246
UK	:	-	2,510 u	:	7,200	-	:	262,470	-	262,470
NO	4,792	-	1,020	1,978	714	7	8,511	4,839	-	4,839

Key : Not available; : n Not significant; - Not applicable or real zero or zero by default; 0 or 0.00 Less than half of the unit used; e Estimated value; s Eurostat estimate; u Unreliable or uncertain data; participant data complete for interventions covering >=80% but <100% of expenditure

\* EL 2006

### C.1.3 LMP stocks by category (women), 2007

eurostat	Number of participants									
	2 Training	3 Job rotation and job sharing	4 Employment incentives	5 Supported employment and rehabilitation	6 Direct job creation	7 Start-up incentives	LMP measures (Categories 2-7)	8 Out-of-work income maintenance and support	9 Early retirement	LMP supports (Categories 8-9)
EU-27	:	93,117 s	2,534,447 s	:	474,704 s	:	:	6,905,155 s	375,756 s	7,280,911 s
EU-15	:	93,074 s	2,418,005 s	:	:	:	:	6,452,750 s	245,189 s	6,697,939 s
BE	48,496 u	-	162,863 s	13,642 u	80,269 s	351 e	305,621 u	339,112	75,089	414,201
BG	5,786 e	-	9,095	1,029	25,746 e	1,862	43,518 e	37,911	-	37,911
CZ	4,934	-	6,772 u	:	2,801 s	:	:	61,529	-	61,529
DK	31,075	:	10,913 u	36,577 s	-	-	78,565 u	61,700 e	35,142 u	96,842 u
DE	356,856 u	199	:	7,735	:	95,969 u	:	3,135,294	41,797	3,177,091
EE	694 s	-	118	3	25	9	849 s	5,828 s	-	5,828 s
IE	19,518	-	1,785 u	:	13,176	1,321	36,050 u	57,374	2,472	59,846
EL*	32,385 u	-	9,348	47	:	2,986	44,766 u	:	-	:
ES	116,397 u	66,817 s	:	21,904	:	:	:	763,693 u	:	763,799 u
FR	:	-	:	:	233,571 e	:	:	1,091,992 u	20,467	1,112,459 u
IT	:	17,475 u	277,433 u	-	12,771 u	:	:	269,886 u	12,799 s	282,685 u
CY	772 e	-	1,048 s	:	-	41	1,938 u	5,452	-	5,452
LV	1,823	-	2,769	9	730	-	5,331	20,588 e	-	20,588 e
LT	5,222	43	:	4,021	2,047	:	12,873 u	11,502	-	11,502
LU	839 u	-	3,257	:	389	-	4,485 u	2,277 u	126 s	2,403 u
HU	7,292 u	-	15,331 u	-	7,320	764	30,707 u	63,265	-	63,265
MT	:	-	21 u	-	7	19	292 u	2,303	-	2,303
NL	:	-	16,000 u	27,130 u	-	-	:	:	-	:
AT	48,540 e	17	:	614	4,345	1,047 e	75,332 u	84,022 e	25,775	109,797 e
PL	68,556 u	:	50,567 u	:	6,109	1,568 s	222,039 u	120,806	116,716	237,522
PT	24,502 u	:	40,520 u	2,659	16,253	1,580	85,514 u	162,683	7,377	170,060
RO	7,488	-	22,696	-	5,684	:	35,868	71,179	-	71,179
SI	2,804 u	-	1,007	-	3,307	117	7,235 u	9,029	-	9,029
SK	447	-	5,478 s	637	31,661	7,123	45,346 s	43,013	13,851	56,864
FI	28,092 e	5,662	8,579	:	7,996 e	2,091	54,839 u	99,825	24,039	123,864
SE	17,963	2,903	40,934	15,938	-	1,361	79,099	154,717	-	154,717
UK	:	-	17,480 u	:	1,950	-	:	228,330	-	228,330
NO	18,144	-	1,649	6,612	3,942	207	30,554	26,039	-	26,039

Key : Not available; : n Not significant; - Not applicable or real zero or zero by default; 0 or 0.00 Less than half of the unit used; e Estimated value; u Unreliable or uncertain data; participant data complete for interventions covering >=80% but <100% of expenditure \* EL 2006

### C.1.4 Share of LMP stocks by category (total), 2007

eurostat	% total stock in categories 2-7					% total stock in categories 8-9				
	2 Training	3 Job rotation and job sharing	4 Employment incentives	5 Supported employment and rehabilitation	6 Direct job creation	7 Start-up incentives	LMP measures (Categories 2-7)	8 Out-of-work income maintenance and support	9 Early retirement	LMP supports (Categories 8-9)
EU-27	29.9 s	1.0	48.7 s	7.2 e	7.1 s	6.1 s	100.0 s	93.3 s	6.7 s	100.0 s
EU-15	30.9 s	1.0	50.6 s	5.1 e	6.0 s	6.3 s	100.0 s	95.3 s	4.7 s	100.0 s
BE	22.1	-	42.9	8.7 u	26.2	0.2	100.0 u	72.2	27.8	100.0
BG	10.7	-	20.4	2.7	61.0	5.2	100.0	100.0	-	100.0
CZ	12.5	-	22.7	45.5	12.6	6.6	100.0	100.0	-	100.0
DK	38.8	:	16.1 e	45.2 e	-	-	100.0 e	62.8 e	37.2 e	100.0 e
DE	71.9 s	0.0	:	1.3	:	16.2 u	100.0 u	98.4	1.6	100.0
EE	79.1 s	-	14.8	0.4	4.8	0.8	100.0 s	100.0 s	-	100.0 s
IE	47.2	-	7.8	4.3	33.8	6.9	100.0	93.4	6.6	100.0
EL*	68.4 u	-	23.0	0.2	:	8.4	100.0 u	:	-	:
ES	5.5 u	1.9	85.1	1.2	:	6.2 u	100.0 u	99.8 u	-	100.0 u
FR	33.6 e	-	31.0 u	8.2 e	21.2	6.0 e	100.0 u	96.7 e	3.3	100.0 e
IT	:	1.5 u	45.7 u	-	2.0 u	:	100.0 u	90.4 s	9.6 s	100.0 s
CY	34.7 e	-	54.9 s	7.6	-	2.9	100.0 s	100.0	-	100.0
LV	28.4	-	55.6	0.4	15.6	-	100.0	100.0 e	-	100.0 e
LT	39.5	0.2	:	30.9	18.2	:	100.0 u	100.0	-	100.0
LU	16.4 u	-	75.1	0.4	8.1 e	-	100.0 u	84.1 e	15.9	100.0 e
HU	21.2	-	50.2	-	25.8	2.9	100.0	100.0	-	100.0
MT	:	-	5.1 u	-	1.7	4.8	100.0 u	100.0	-	100.0
NL	38.4 u	-	11.6	50.0	-	-	100.0 u	100.0 e	-	100.0 e
AT	59.7 e	0.1	32.6 e	1.2	4.9	1.5 e	100.0 e	78.3	21.7	100.0
PL	19.7 s	:	22.9 u	:	2.3	0.9 s	100.0 u	43.4	56.6	100.0
PT	29.1 u	:	49.8 u	3.8	14.5	2.8	100.0 u	90.8	9.2	100.0
RO	17.7	-	56.8	-	25.5	:	100.0	100.0	-	100.0
SI	37.2 u	-	14.5	-	45.7	2.6	100.0 u	100.0	-	100.0
SK	0.7	-	9.0 s	1.2	69.5	19.5	100.0 s	63.2	36.8	100.0
FI	49.8	7.7	16.0	8.4 e	13.6	4.5	100.0 e	81.0	19.0	100.0
SE	21.4	2.3	55.0	19.6	-	1.7	100.0	100.0	-	100.0
UK	23.5 u	-	47.9	20.3 u	8.3	-	100.0 u	100.0	-	100.0
NO	55.2	-	8.4	23.9	11.8	0.7	100.0	100.0	-	100.0

Key : Not available; :n Not significant; - Not applicable or real zero or zero by default; 0 or 0.00 Less than half of the unit used; e Estimated value; s Eurostat estimate; u Unreliable or uncertain data; participant data complete for interventions covering >=80% but <100% of expenditure

\* EL 2006

### C.1.5 Share of LMP stocks by category (under 25s), 2007

eurostat	% total stock in categories 2-7					% total stock in categories 8-9				
	2 Training	3 Job rotation and job sharing	4 Employment incentives	5 Supported employment and rehabilitation	6 Direct job creation	7 Start-up incentives	LMP measures (Categories 2-7)	8 Out-of-work income maintenance and support	9 Early retirement	LMP supports (Categories 8-9)
EU-27	53.7 s	0.8 s	39.6 s	:	:	:	100.0 s	100.0 s	0.0 s	100.0 s
EU-15	53.9 s	0.9 s	40.1 s	:	:	:	100.0 s	100.0 s	0.0 s	100.0 s
BE	:	-	45.5 u	:	17.1 u	0.2 e	100.0 u	100.0	-	100.0
BG	18.7 e	-	18.5	0.8	56.7 e	5.2	100.0 e	100.0	-	100.0
CZ	:	-	:	:	:	:	:	:	-	:
DK	58.3	:	17.3 u	24.4 s	-	-	100.0 u	100.0 e	-	100.0 e
DE	:	:	:	:	:	:	:	100.0 u	-	100.0 u
EE	79.4 s	-	19.2	0.5	0.5	0.4	100.0 s	100.0 s	-	100.0 s
IE	92.5	-	2.4 u	:	3.1	0.7	100.0 u	100.0	-	100.0
EL*	:	-	23.3	0.4	:	5.3	100.0 u	:	-	:
ES	:	-	:	:	:	:	:	100.0 u	-	100.0 u
FR	52.6 u	-	:	:	9.1 e	:	100.0 u	100.0 u	-	100.0 u
IT	:	0.5 u	16.9 u	-	- u	:	100.0 u	100.0 u	- s	100.0 u
CY	:	-	:	:	-	:	:	100.0	-	100.0
LV	11.7 e	-	86.7 e	0.2 e	1.4 e	-	100.0 e	100.0 e	-	100.0 e
LT	53.9	0.3	:	12.1	17.5	:	100.0 u	100.0	-	100.0
LU	60.4 u	-	35.3	: n	4.3	-	100.0 u	100.0 e	-	100.0 e
HU	26.9 u	-	57.6 u	-	14.1	1.3	100.0 u	100.0	-	100.0
MT	:	-	12.4 u	-	6.0	2.6	100.0 u	100.0	-	100.0
NL	:	-	:	:	-	-	:	:	-	:
AT	91.9 e	0.0	:	0.2	2.9	0.3 e	100.0 u	99.4	0.6	100.0
PL	77.6 u	: n	14.2 u	:	0.7	0.9 u	100.0 u	100.0	-	100.0
PT	41.3 u	: n	50.3 u	6.2	2.1	0.2	100.0 u	100.0	-	100.0
RO	18.2	-	64.2	-	17.6	: n	100.0	100.0	-	100.0
SI	53.0 u	-	14.1	-	32.2	0.7	100.0 u	100.0	-	100.0
SK	0.7	-	25.8 s	0.5	55.5	17.5	100.0 s	100.0	-	100.0
FI	74.0 e	7.8 e	5.4	:	5.4 e	2.4	100.0 u	100.0	-	100.0
SE	29.2	0.5	57.9	11.3	-	1.2	100.0	100.0	-	100.0
UK	:	-	:	:	:	-	:	100.0	-	100.0
NO	56.3	-	12.0	23.2	8.4	0.1	100.0	100.0	-	100.0

Key : Not available; : n Not significant; - Not applicable or real zero or zero by default; 0 or 0.00 Less than half of the unit used; e Estimated value; s Eurostat estimate; u Unreliable or uncertain data; participant data complete for interventions covering >=80% but <100% of expenditure

\* EL 2006

### C.1.6 Share of LMP stocks by category (women), 2007

eurostat	% total stock in categories 2-7					% total stock in categories 8-9				
	2	3	4	5	6	7	LMP measures (Categories 2-7)	8	9	LMP supports (Categories 8-9)
	Training	Job rotation and job sharing	Employment incentives	Supported employment and rehabilitation	Direct job creation	Start-up incentives		Out-of-work income maintenance and support	Early retirement	
EU-27	:	:	:	:	:	:	:	94.8 s	5.2 s	100.0 s
EU-15	:	:	:	:	:	:	:	96.3 s	3.7 s	100.0 s
BE	15.9 u	-	53.3 s	4.5 u	26.3 s	0.1 e	100.0 u	81.9	18.1	100.0
BG	13.3 e	-	20.9	2.4	59.2 e	4.3	100.0 e	100.0	-	100.0
CZ	:	-	:	:	:	:	:	100.0	-	100.0
DK	39.6	:	13.9 u	46.6 s	-	-	100.0 u	63.7 e	36.3 u	100.0 u
DE	:	:	:	:	:	:	:	98.7	1.3	100.0
EE	81.7 s	-	13.9	0.4	2.9	1.1	100.0 s	100.0 s	-	100.0 s
IE	54.1	-	5.0 u	:	36.5	3.7	100.0 u	95.9	4.1	100.0
EL*	72.3 u	-	20.9	0.1	:	6.7	100.0 u	:	-	:
ES	:	:	:	:	:	:	:	100.0 u	:	100.0 u
FR	:	-	:	:	:	:	:	98.2 u	1.8	100.0 u
IT	:	:	:	-	:	:	:	95.5 u	4.5 s	100.0 u
CY	39.8 e	-	54.1 s	:	-	2.1	100.0 u	100.0	-	100.0
LV	34.2	-	51.9	0.2	13.7	-	100.0	100.0 e	-	100.0 e
LT	40.6	0.3	:	31.2	15.9	:	100.0 u	100.0	-	100.0
LU	18.7 u	-	72.6	:	8.7	-	100.0 u	94.8 u	5.2 s	100.0 u
HU	23.7 u	-	49.9 u	-	23.8	2.5	100.0 u	100.0	-	100.0
MT	:	-	7.2 u	-	2.4	6.5	100.0 u	100.0	-	100.0
NL	:	-	:	:	-	-	:	:	-	:
AT	64.4 e	0.0	:	0.8	5.8	1.4 e	100.0 u	76.5 e	23.5	100.0 e
PL	30.9 u	:	22.8 u	:	2.8	0.7 s	100.0 u	50.9	49.1	100.0
PT	28.7 u	:	47.4 u	3.1	19.0	1.8	100.0 u	95.7	4.3	100.0
RO	20.9	-	63.3	-	15.8	:	100.0	100.0	-	100.0
SI	38.8 u	-	13.9	-	45.7	1.6	100.0 u	100.0	-	100.0
SK	1.0	-	12.1 s	1.4	69.8	15.7	100.0 s	75.6	24.4	100.0
FI	51.2 e	10.3	15.6	:	14.6 e	3.8	100.0 u	80.6	19.4	100.0
SE	22.7	3.7	51.8	20.1	-	1.7	100.0	100.0	-	100.0
UK	:	-	:	:	:	-	:	100.0	-	100.0
NO	59.4	-	5.4	21.6	12.9	0.7	100.0	100.0	-	100.0

Key : Not available; : n Not significant; - Not applicable or real zero or zero by default; 0 or 0.00 Less than half of the unit used; e Estimated value; s Eurostat estimate; u Unreliable or uncertain data; participant data complete for interventions covering >=80% but <100% of expenditure

\* EL 2006

## C.2 LMP entrants by type of action, 2007

### C.2.1 LMP entrants by category (total), 2007

eurostat	Number of participants									
	2	3	4	5	6	7	LMP measures (Categories 2-7)	8	9	LMP supports (Categories 8-9)
	Training	Job rotation and job sharing	Employment incentives	Supported employment and rehabilitation	Direct job creation	Start-up incentives		Out-of-work income maintenance and support	Early retirement	
EU-27	6,380,713 s	98,919 s	:	:	1,463,369 s	594,916 s	12,693,401 s	20,417,281 s	:	20,612,993 s
EU-15	5,685,169 s	98,352 s	:	:	834,536 s	470,655 s	10,538,452 s	18,638,789 e	:	18,805,508 e
BE	:	-	:	:	27,521 u	:	:	:	:	:
BG	47,575	-	13,603	1,915	86,611	50,879	200,583	129,354	-	129,354
CZ	57,031	-	16,279	13,990	12,374	2,051	101,725	301,736	-	301,736
DK	121,187	:	56,643 u	26,531 u	-	-	204,361 u	339,037 e	8,865 u	347,902 u
DE	2,790,679 s	681	:	19,243	:	194,323 u	3,722,124 u	5,285,289 e	47,160	5,332,449 e
EE	8,666	-	134	30	171	140	9,141	29,412 s	-	29,412 s
IE	:	-	:	:	32,432	:	:	315,243	:	315,243 u
EL*	55,061	-	20,612	154	187	5,276	81,290	448,911	-	448,911
ES	576,360 u	74,919	1,338,233	35,514	223,389	:	2,371,844 u	4,281,142 e	39,748	4,320,890 e
FR	830,080 e	-	588,182 u	:	375,534	110,787 e	1,904,583 u	2,007,975 u	3,573	2,011,548 u
IT	:	:	:	-	888 u	9,424	:	:	:	:
CY	1,061	-	18,894	:	-	55	20,052 u	29,964	-	29,964
LV	11,771	-	9,581	130	10,284	1,689	33,455	33,893	-	33,893
LT	29,885	567	8,700	9,994	22,391	43	71,580	55,932	-	55,932
LU	3,490	-	:	1,321	:	39	:	20,761	504	21,265
HU	28,578	-	24,674	-	53,769	110	107,131	381,009	-	381,009
MT	9,723 u	-	676 u	-	159	40	10,598 u	:	-	:
NL	:	-	11,200 u	48,660	-	-	169,060 u	:	-	:
AT	713,968	50	83,564	:	18,414	12,248	844,392 u	925,407 e	54,237	979,644 e
PL	418,574 e	:	239,062 u	:	115,900	45,472	1,069,206 u	497,261	:	:
PT	60,893	2	40,200	2,746	39,443	1,796	145,080	193,834	-	193,834 u
RO	46,931	-	74,062 u	-	55,600	13,155	189,748 u	231,109	-	231,109
SI	27,128	-	546	-	3,802	417	31,893	21,552	-	21,552
SK	8,621	-	19,658	3,576	267,772	10,210	309,837	67,270	19,672	86,942
FI	143,805	12,780	25,029	29,228 e	33,226	8,022	252,090 e	217,280	12,632	229,912
SE	103,787	-	100,501	37,414	-	6,161	247,863	554,673	-	554,673
UK	:	-	:	:	:	-	:	2,541,720	-	2,541,720
NO	71,419	-	14,546 u	29,973	18,270	983	135,191 u	111,650	-	111,650

Key : Not available; :n Not significant; - Not applicable or real zero or zero by default; 0 or 0.00 Less than half of the unit used; e Estimated value; u Unreliable or uncertain data; participant data complete for interventions covering >=80% but <100% of expenditure

\* EL 2006

### C.2.2 LMP entrants by category (under 25s), 2007

eurostat	Number of participants									
	2	3	4	5	6	7	LMP measures (Categories 2-7)	8	9	LMP supports (Categories 8-9)
	Training	Job rotation and job sharing	Employment incentives	Supported employment and rehabilitation	Direct job creation	Start-up incentives		Out-of-work income maintenance and support	Early retirement	
EU-27	2,411,080 s	24,168	:	:	221,633 s	:	:	:	6,561	:
EU-15	2,127,289 s	24,027	:	:	140,234 s	:	:	:	6,561	:
BE	:	-	:	:	5,702 u	:	:	:	-	:
BG	11,833 e	-	2,981	103	13,954 e	8,760	37,631 e	8,296	-	8,296
CZ	10,907	-	6,179 u	:	1,237 e	:	:	:	-	:
DK	18,456	:	6,815 u	1,291 u	-	-	26,562 u	44,187 u	- u	44,187 u
DE	1,076,637 s	192	:	7,659	:	13,178 u	1,241,557 u	3,852 s	-	3,852 s
EE	1,168	-	27	6	4	8	1,213	77,894 u	-	77,894 u
IE	:	-	:	:	858	:	:	:	-	:
EL*	:	-	6,049	92	:	918	23,263 u	:	-	:
ES	227,831 u	21,618	:	4,592	19,286	:	:	415,422 u	6,008	421,430 u
FR	432,458 u	-	:	:	89,528	:	761,505 u	420,500 u	-	420,500 u
IT	:	:	:	-	- u	:	:	:	-	77,867 u
CY	:	-	799 u	:	-	7 u	:	:	-	:
LV	2,008	-	8,258	40	429	213	10,948	4,345 u	-	4,345 u
LT	5,823	141	1,810 u	727	5,578	1	14,080 u	4,359 u	-	4,359 u
LU	1,560 e	-	:	94	:	:	:	1,310 e	-	1,310 e
HU	8,335 u	-	6,785 u	-	7,545	12	22,677 u	34,838	-	34,838
MT	3,032 u	-	394 u	-	159	6	3,591 u	:	-	:
NL	:	-	2,000 u	1,760 u	-	-	:	:	-	:
AT	226,649	6	:	:	3,095	758	241,126 u	170,948	553	171,501
PL	224,616 u	:	33,694 u	:	5,991	8,877 u	278,893 u	77,053 e	:	:
PT	25,989 u	:	20,967 u	1,745	3,032	47	51,780 u	24,074	-	24,074
RO	11,581	-	21,350 u	-	7,177	2,495	42,603 u	32,642	-	32,642
SI	2,983	-	85	-	270	12	3,350	549	-	549
SK	1,412	-	11,168	157	39,055	2,014	53,806	2,709 u	-	2,709 u
FI	41,816	2,211	1,690	:	2,410	802	53,130 u	26,741 u	-	26,741 u
SE	12,297	-	23,471	3,835 e	-	282	39,885 e	109,889 u	-	109,889 u
UK	:	-	:	:	:	-	:	1,061,810	-	1,061,810
NO	14,040	-	2,915 u	4,173	1,682	19	22,829 u	10,542 s	-	10,542 s

Key : Not available; : n Not significant; - Not applicable or real zero or zero by default; 0 or 0.00 Less than half of the unit used; e Estimated value; s Eurostat estimate; u Unreliable or uncertain data; participant data complete for interventions covering >=80% but <100% of expenditure

\* EL 2006

### C.2.3 LMP entrants by category (women), 2007

eurostat	Number of participants									
	2	3	4	5	6	7	LMP measures (Categories 2-7)	8	9	LMP supports (Categories 8-9)
	Training	Job rotation and job sharing	Employment incentives	Supported employment and rehabilitation	Direct job creation	Start-up incentives		Out-of-work income maintenance and support	Early retirement	
EU-27	:	73,297	:	:	787,188 s	:	:	8,936,157 s	:	9,014,124 s
EU-15	:	72,771	:	:	491,654 s	:	:	8,066,848 e	:	8,133,942 e
BE	:	-	:	:	18,239 u	:	:	:	:	:
BG	32,543 e	-	7,751	920	44,447 e	22,572	108,233 e	81,179	-	81,179
CZ	35,675	-	8,379 u	-	4,710 e	-	-	148,953 u	-	148,953 u
DK	69,162	-	33,548 u	15,794 u	-	-	118,504 u	182,200 u	5,164 u	187,364 u
DE	1,228,353 u	349	:	6,724	:	89,353 u	1,586,244 u	2,150,427 u	19,120	2,169,547 u
EE	5,492	-	68	15	55	97	5,727	19,061 s	-	19,061 s
IE	:	-	:	:	18,835	:	:	127,042 u	:	127,042 u
EL*	38,628 u	-	13,768	62	130	2,987	55,575 u	:	-	:
ES	316,617 u	63,089	:	15,625	134,495	:	:	2,155,198 u	11,950	2,167,148 u
FR	:	-	:	:	230,648	:	:	976,174 u	1,278	977,452 u
IT	:	:	:	-	516 u	:	:	:	:	:
CY	704	-	11,950	:	-	26	12,703 u	:	-	:
LV	9,072	-	6,050	39	5,903	1,432	22,496	19,526 u	-	19,526 u
LT	18,981	526	4,921 u	6,249	12,071	12	42,760 u	30,272 u	-	30,272 u
LU	1,507	-	:	432	:	:	:	3,908 u	52	3,960 u
HU	14,350 u	-	12,359 u	-	22,609	53	49,371 u	178,383	-	178,383
MT	3,029 u	-	394 u	-	77	19	3,519 u	:	-	:
NL	:	-	4,700 u	2,830 u	-	-	:	:	-	:
AT	375,798	18	:	:	8,942	5,034	440,324 u	372,277 e	22,833	395,110 e
PL	257,271 u	:	109,597 u	:	58,829	17,592 e	538,528 u	222,419	:	:
PT	36,677 u	:	20,728 u	1,162	28,663	626	87,856 u	86,973	:	86,973 u
RO	24,631	-	35,364 u	-	15,084	5,459	80,538 u	107,243	-	107,243
SI	13,256	-	304	-	2,326	161	16,047	11,219	-	11,219
SK	5,148	-	12,994	2,017	129,423	3,980	153,562	34,515	6,369	40,884
FI	80,858	9,315	12,492	:	17,504	3,655	129,597 u	118,876 u	6,697	125,573 u
SE	47,143	-	43,619	19,656	-	2,862	113,280	298,777 u	-	298,777 u
UK	:	-	:	:	:	-	:	764,655	-	764,655
NO	36,733	-	5,308 u	14,472	10,569	513	67,595 u	58,996 s	-	58,996 s

Key : Not available; : n Not significant; - Not applicable or real zero or zero by default; 0 or 0.00 Less than half of the unit used; e Estimated value; s Eurostat estimate; u Unreliable or uncertain data; participant data complete for interventions covering >=80% but <100% of expenditure \* EL 2006



### C.2.4 Share of LMP entrants by category (total), 2007

eurostat	% total entrants in categories 2-7					% total entrants in categories 8-9				
	2 Training	3 Job rotation and job sharing	4 Employment incentives	5 Supported employment and rehabilitation	6 Direct job creation	7 Start-up incentives	LMP measures (Categories 2-7)	8 Out-of-work income maintenance and support	9 Early retirement	LMP supports (Categories 8-9)
EU-27	50.3 s	0.8 s	:	:	11.5 s	4.7 s	100.0 s	99.1 s	:	100.0 s
EU-15	53.9 s	0.9 s	:	:	7.9 s	4.5 s	100.0 s	99.1 e	:	100.0 e
BE	:	-	:	:	:	:	:	:	:	:
BG	23.7	-	6.8	1.0	43.2	25.4	100.0	100.0	-	100.0
CZ	56.1	-	16.0	13.8	12.2	2.0	100.0	100.0	-	100.0
DK	59.3	:	27.7 u	13.0 u	-	-	100.0 u	97.5 e	2.5 u	100.0 u
DE	75.0 s	0.0	:	0.5	:	5.2 u	100.0 u	99.1 e	0.9	100.0 e
EE	94.8	-	1.5	0.3	1.9	1.5	100.0 s	100.0 s	-	100.0 s
IE	:	-	:	:	:	:	:	100.0	:	100.0 u
EL*	67.7	-	25.4	0.2	0.2	6.5	100.0	100.0	-	100.0
ES	24.3 u	3.2	56.4	1.5	9.4	:	100.0 u	99.1 e	0.9	100.0 e
FR	43.6 e	-	30.9 u	:	19.7	5.8 e	100.0 u	99.8 u	0.2	100.0 u
IT	:	:	:	-	:	:	:	:	:	:
CY	5.3	-	94.2	:	-	0.3	100.0 u	100.0	-	100.0
LV	35.2	-	28.6	0.4	30.7	5.0	100.0	100.0	-	100.0
LT	41.8	0.8	12.2	14.0	31.3	0.1	100.0	100.0	-	100.0
LU	:	-	:	:	:	:	:	97.6	2.4	100.0
HU	26.7	-	23.0	-	50.2	0.1	100.0	100.0	-	100.0
MT	91.7 u	-	6.4 u	-	1.5	0.4	100.0 u	:	-	:
NL	:	-	6.6 u	28.8	-	-	100.0 u	:	-	:
AT	84.6	0.0	9.9	:	2.2	1.5	100.0 u	94.5 e	5.5	100.0 e
PL	39.1 e	:	22.4 u	:	10.8	4.3	100.0 u	:	:	:
PT	42.0	0.0	27.7	1.9	27.2	1.2	100.0	100.0	:	100.0 u
RO	24.7	-	39.0 u	-	29.3	6.9	100.0 u	100.0	-	100.0
SI	85.1	-	1.7	-	11.9	1.3	100.0	100.0	-	100.0
SK	2.8	-	6.3	1.2	86.4	3.3	100.0	77.4	22.6	100.0
FI	57.0	5.1	9.9	11.6 e	13.2	3.2	100.0 e	94.5	5.5	100.0
SE	41.9	-	40.5	15.1	-	2.5	100.0	100.0	-	100.0
UK	:	-	:	:	:	-	:	100.0	-	100.0
NO	52.8	-	10.8 u	22.2	13.5	0.7	100.0 u	100.0	-	100.0

Key : Not available; : n Not significant; - Not applicable or real zero or zero by default; 0 or 0.00 Less than half of the unit used; e Estimated value; s Eurostat estimate; u Unreliable or uncertain data; participant data complete for interventions covering >=80% but <100% of expenditure

\* EL 2006

### C.2.5 Share of LMP entrants by category (under 25s), 2007

eurostat	% total entrants in categories 2-7					% total entrants in categories 8-9				
	2 Training	3 Job rotation and job sharing	4 Employment incentives	5 Supported employment and rehabilitation	6 Direct job creation	7 Start-up incentives	LMP measures (Categories 2-7)	8 Out-of-work income maintenance and support	9 Early retirement	LMP supports (Categories 8-9)
EU-27	:	:	:	:	:	:	:	:	:	:
EU-15	:	:	:	:	:	:	:	:	:	:
BE	:	-	:	:	:	:	:	:	-	:
BG	31.4 e	-	7.9	0.3	37.1 e	23.3	100.0 e	100.0	-	100.0
CZ	:	-	:	:	:	:	:	:	-	:
DK	69.5	:	25.7 u	4.9 u	-	-	100.0 u	100.0 u	- u	100.0 u
DE	86.7 s	0.0	:	0.6	:	1.1 u	100.0 u	:	-	:
EE	96.3	-	2.2	0.5	0.3	0.7	100.0	100.0 s	-	100.0 s
IE	:	-	:	:	:	:	:	100.0 u	-	100.0 u
EL*	:	-	26.0	0.4	:	3.9	100.0 u	:	-	:
ES	:	:	:	:	:	:	:	98.6 u	1.4	100.0 u
FR	56.8 u	-	:	:	11.8	:	100.0 u	100.0 u	-	100.0 u
IT	:	:	:	-	-	:	:	:	-	100.0 u
CY	:	-	:	:	-	:	:	:	-	:
LV	18.3	-	75.4	0.4	3.9	1.9	100.0	100.0 u	-	100.0 u
LT	41.4	1.0	12.9 u	5.2	39.6	0.0	100.0 u	100.0 u	-	100.0 u
LU	:	-	:	:	:	:	:	100.0 e	-	100.0 e
HU	36.8 u	-	29.9 u	-	33.3	0.1	100.0 u	100.0	-	100.0
MT	84.4 u	-	11.0 u	-	4.4	0.2	100.0 u	:	-	:
NL	:	-	:	:	-	-	:	:	-	:
AT	94.0	0.0	:	:	1.3	0.3	100.0 u	99.7	0.3	100.0
PL	80.5 u	:	12.1 u	:	2.1	3.2 u	100.0 u	:	:	:
PT	50.2 u	:	40.5 u	3.4	5.9	0.1	100.0 u	100.0	-	100.0
RO	27.2	-	50.1 u	-	16.8	5.9	100.0 u	100.0	-	100.0
SI	89.0	-	2.5	-	8.1	0.4	100.0	100.0	-	100.0
SK	2.6	-	20.8	0.3	72.6	3.7	100.0	100.0 u	-	100.0 u
FI	78.7	4.2	3.2	:	4.5	1.5	100.0 u	100.0 u	-	100.0 u
SE	30.8	-	58.8	9.6 e	-	0.7	100.0 e	100.0 u	-	100.0 u
UK	:	-	:	:	:	-	:	100.0	-	100.0
NO	61.5	-	12.8 u	18.3	7.4	0.1	100.0 u	100.0 s	-	100.0 s

Key : Not available; : n Not significant; - Not applicable or real zero or zero by default; 0 or 0.00 Less than half of the unit used; e Estimated value; s Eurostat estimate; u Unreliable or uncertain data; participant data complete for interventions covering >=80% but <100% of expenditure

\* EL 2006

### C.2.6 Share of LMP entrants by category (women), 2007

eurostat	% total entrants in categories 2-7					% total entrants in categories 8-9				
	2 Training	3 Job rotation and job sharing	4 Employment incentives	5 Supported employment and rehabilitation	6 Direct job creation	7 Start-up incentives	Total LMP measures (categories 2-7)	8 Out-of-work income maintenance and support	9 Early retirement	Total LMP supports (categories 8-9)
EU-27	:	:	:	:	:	:	:	99.1 s	:	100.0 s
EU-15	:	:	:	:	:	:	:	99.2 e	:	100.0 e
BE	:	-	:	:	:	:	:	:	:	:
BG	30.1 e	-	7.2	0.9	41.1 e	20.9	100.0 e	100.0	-	100.0
CZ	:	-	:	:	:	:	:	100.0 u	-	100.0 u
DK	58.4	:	28.3 u	13.3 u	-	-	100.0 u	97.2 u	2.8 u	100.0 u
DE	77.4 u	0.0	:	0.4	:	5.6 u	100.0 u	99.1 u	0.9	100.0 u
EE	95.9	-	1.2	0.3	1.0	1.7	100.0	100.0 s	-	100.0 s
IE	:	-	:	:	:	:	:	100.0 u	:	100.0 u
EL*	69.5 u	-	24.8	0.1	0.2	5.4	100.0 u	:	-	:
ES	:	:	:	:	:	:	:	99.4 u	0.6	100.0 u
FR	:	-	:	:	:	:	:	99.9 u	0.1	100.0 u
IT	:	:	:	-	:	:	:	:	:	:
CY	5.5	-	94.1	:	-	0.2	100.0 u	:	-	:
LV	40.3	-	26.9	0.2	26.2	6.4	100.0	100.0 u	-	100.0 u
LT	44.4	1.2	11.5 u	14.6	28.2	0.0	100.0 u	100.0 u	-	100.0 u
LU	:	-	:	:	:	:	:	98.7 u	1.3	100.0 u
HU	29.1 u	-	25.0 u	-	45.8	0.1	100.0 u	100.0	-	100.0
MT	86.1 u	-	11.2 u	-	2.2	0.5	100.0 u	:	-	:
NL	:	-	:	:	-	-	:	:	-	:
AT	85.3	0.0	:	:	2.0	1.1	100.0 u	94.2 e	5.8	100.0 e
PL	47.8 u	:	20.4 u	:	10.9	3.3 e	100.0 u	:	:	:
PT	41.7 u	:	23.6 u	1.3	32.6	0.7	100.0 u	100.0	:	100.0 u
RO	30.6	-	43.9 u	-	18.7	6.8	100.0 u	100.0	-	100.0
SI	82.6	-	1.9	-	14.5	1.0	100.0	100.0	-	100.0
SK	3.4	-	8.5	1.3	84.3	2.6	100.0	84.4	15.6	100.0
FI	62.4	7.2	9.6	:	13.5	2.8	100.0 u	94.7 u	5.3	100.0 u
SE	41.6	-	38.5	17.4	-	2.5	100.0	100.0 u	-	100.0 u
UK	:	-	:	:	:	-	:	100.0	-	100.0
NO	54.3	-	7.9 u	21.4	15.6	0.8	100.0 u	100.0 s	-	100.0 s

Key : Not available; : n Not significant; - Not applicable or real zero or zero by default; 0 or 0.00 Less than half of the unit used; e Estimated value; s Eurostat estimate; u Unreliable or uncertain data; participant data complete for interventions covering >=80% but <100% of expenditure

\* EL 2006

## C.3 Participant indicators, 2007

### C.3.1 Regular activation, 2007

Regular activation is one of the indicators used for monitoring of the European Employment Strategy. It is defined as:

*Number of participants in regular activation measures (LMP categories 2-7) divided by the number of persons wanting to work (ILO unemployed plus labour reserve)*

eurostat	Activation per 100 persons wanting to work							Total regular activation in LMP measures (categories 2-7)
	2 Training	3 Job rotation and job sharing	4 Employment incentives	5 Supported employment and rehabilitation	6 Direct job creation	7 Start-up incentives		
EU-27	10.2 s	0.3	16.7 s	2.5 e	2.4 s	2.1 s	34.3 s	
EU-15	12.6 s	0.4	20.7 s	2.1 e	2.5 s	2.6 s	40.9 s	
BE	19.5	-	37.9	7.7 u	23.1	0.1	88.4 u	
BG	1.5	-	2.9	0.4	8.6	0.7	14.2	
CZ	1.5	-	2.7	5.3	1.5	0.8	11.7	
DK	19.8	:	8.2 e	23.1 e	-	-	51.2 e	
DE	20.6 s	0.0	:	0.4	:	4.6 u	28.7 u	
EE	1.5 s	-	0.3	0.0	0.1	0.0	1.8 s	
IE	17.6	-	2.9	1.6	12.6	2.6	37.2	
EL*	7.6 u	-	2.6	0.0	:	0.9	11.2 u	
ES	6.9 u	2.4	106.4	1.5	:	7.8 u	125.0 u	
FR	18.2 e	-	16.8 u	4.5 e	11.4	3.3 e	54.1 u	
IT	:	0.4 u	11.1 u	-	0.5 u	:	24.2 u	
CY	3.8 e	-	6.0 s	0.8	-	0.3	10.9 s	
LV	1.1	-	2.2	0.0	0.6	-	3.9	
LT	5.2	0.0	:	4.1	2.4	:	13.3 u	
LU	19.8 u	-	90.6	0.4	9.8 e	-	120.6 u	
HU	2.1	-	5.0	-	2.6	0.3	10.0	
MT	:	-	0.2 u	-	0.1	0.1	3.1 u	
NL	16.3 u	-	5.0	21.3	-	-	42.5 u	
AT	17.6 e	0.0	9.6 e	0.4	1.4	0.4 e	29.4 e	
PL	2.5 s	: n	2.9 u	:	0.3	0.1 s	12.6 u	
PT	8.3 u	: n	14.2 u	1.1	4.1	0.8	28.4 u	
RO	1.2	-	3.8	-	1.7	: n	6.7	
SI	3.9 u	-	1.5	-	4.8	0.3	10.6 u	
SK	0.2	-	2.1 s	0.3	16.5	4.6	23.7 s	
FI	14.0	2.2	4.5	2.3 e	3.8	1.3	28.1 e	
SE	7.1	0.8	18.2	6.5	-	0.6	33.2	
UK	0.5 u	-	1.1	0.5 u	0.2	-	2.3 u	
NO	17.9	-	2.7	7.7	3.8	0.2	32.5	


Key : Not available; :n Not significant; - Not applicable or real zero or zero by default; 0 or 0.00 Less than half of the unit used  
e Estimated value; s Eurostat estimate; u Unreliable or uncertain data: participant data complete for interventions covering  
>=80% but <100% of expenditure

\* EL 2006

### C.3.2 Regular activation (men), 2007

Regular activation is one of the indicators used for monitoring of the European Employment Strategy. It is defined as:

Number of participants in regular activation measures (LMP categories 2-7) divided by the number of persons wanting to work (ILO unemployed plus labour reserve)

Activation per 100 persons wanting to work							
	2 Training	3 Job rotation and job sharing	4 Employment incentives	5 Supported employment and rehabilitation	6 Direct job creation	7 Start-up incentives	<b>Total regular activation in LMP measures (categories 2-7)</b>
EU-27	:	0.1 s	15.6 s	:	2.3 s	:	:
EU-15	:	0.2 s	19.3 s	:	:	:	:
BE	22.7 u	-	17.6 s	10.1 u	18.2 s	0.2 e	68.7 u
BG	1.0 e	-	2.6	0.4	8.3 e	0.8	13.0 e
CZ	1.1	-	2.4 u	:	2.1 s	:	:
DK	19.7	:	6.5 u	22.6 s	-	-	48.9 u
DE	16.1 u	0.0	:	0.5	:	4.2 u	:
EE	1.1 s	-	0.2	0.0	0.1	0.0	1.5 s
IE	13.6	-	2.5 u	:	10.5	3.5	30.7 u
EL*	5.1 u	-	2.5	0.0	:	1.1	8.8 u
ES	9.0 u	1.0 s	:	2.3	:	:	:
FR	:	-	:	:	8.7 e	:	:
IT	:	0.1 u	15.9 u	-	0.7 u	:	:
CY	2.5 e	-	5.5 s	:	-	0.4	9.5 u
LV	0.5 e	-	1.9	0.0	0.6	-	3.0 e
LT	4.0	0.0	:	3.3	2.4	:	10.7 u
LU	24.9 u	-	125.7	: n	12.0	-	162.7 u
HU	1.7 u	-	4.2 u	-	3.0	0.4	9.2 u
MT	:	-	0.2 u	-	0.1	0.2	4.8 u
NL	:	-	6.3 u	23.6 u	-	-	:
AT	20.0 e	0.0	:	0.6	1.5	0.6 e	30.9 u
PL	1.3 u	: n	3.4 u	:	0.3	0.2 s	13.8 u
PT	9.1 u	: n	16.3 u	1.5	2.8	1.2	30.9 u
RO	1.2	-	4.1	-	2.6	: n	8.0
SI	3.4 u	-	1.5	-	4.4	0.4	9.6 u
SK	0.1	-	1.6 s	0.3	18.2	6.1	26.3 s
FI	12.7 e	1.2	4.3	:	3.3 e	1.4	24.6 u
SE	7.8	0.5	22.1	7.4	-	0.6	38.4
UK	:	-	1.1 u	:	0.3	-	:
NO	15.8	-	3.7	8.3	3.3	0.2	31.4

Key : Not available; :n Not significant; - Not applicable or real zero or zero by default; 0 or 0.00 Less than half of the unit used  
 e Estimated value; s Eurostat estimate; u Unreliable or uncertain data: participant data complete for interventions covering  
 >=80% but <100% of expenditure

\* EL 2006

### C.3.3 Regular activation (women), 2007

Regular activation is one of the indicators used for monitoring of the European Employment Strategy. It is defined as:

Number of participants in regular activation measures (LMP categories 2-7) divided by the number of persons wanting to work (ILO unemployed plus labour reserve)

eurostat	Activation per 100 persons wanting to work							Total regular activation in LMP measures (categories 2-7)
	2 Training	3 Job rotation and job sharing	4 Employment incentives	5 Supported employment and rehabilitation	6 Direct job creation	7 Start-up incentives		
EU-27	:	0.5 s	13.5 s	:	2.5 s	:	:	
EU-15	:	0.6 s	16.4 s	:	:	:	:	
BE	16.6 u	-	55.6 s	4.7 u	27.4 s	0.1 e	104.4 u	
BG	2.0 e	-	3.2	0.4	9.0 e	0.7	15.3 e	
CZ	1.7	-	2.4 u	:	1.0 s	:	:	
DK	20.0	:	7.0 u	23.5 s	-	-	50.5 u	
DE	11.5 u	0.0	:	0.2	:	3.1 u	:	
EE	1.8 s	-	0.3	0.0	0.1	0.0	2.2 s	
IE	22.0	-	2.0 u	:	14.9	1.5	40.7 u	
EL*	9.0 u	-	2.6	0.0	:	0.8	12.4 u	
ES	5.6 u	3.2 s	:	1.0	:	:	:	
FR	:	-	:	:	13.8 e	:	:	
IT	:	0.5 u	8.0 u	-	0.4 u	:	:	
CY	4.6 e	-	6.2 s	:	-	0.2	11.5 u	
LV	1.6	-	2.4	0.0	0.6	-	4.6	
LT	6.3	0.1	:	4.8	2.5	:	15.4 u	
LU	15.3 u	-	59.3	: n	7.1	-	81.7 u	
HU	2.2 u	-	4.7 u	-	2.2	0.2	9.3 u	
MT	:	-	0.1 u	-	0.0	0.1	1.9 u	
NL	:	-	3.9 u	6.5 u	-	-	:	
AT	15.7 e	0.0	:	0.2	1.4	0.3 e	24.3 u	
PL	3.3 u	: n	2.5 u	:	0.3	0.1 s	10.8 u	
PT	7.7 u	: n	12.7 u	0.8	5.1	0.5	26.7 u	
RO	1.2	-	3.5	-	0.9	: n	5.6	
SI	4.4 u	-	1.6	-	5.2	0.2	11.4 u	
SK	0.2	-	2.6 s	0.3	15.0	3.4	21.5 s	
FI	15.2 e	3.1	4.6	:	4.3 e	1.1	29.7 u	
SE	6.4	1.0	14.7	5.7	-	0.5	28.3	
UK	:	-	0.9 u	:	0.1	-	:	
NO	19.9	-	1.8	7.3	4.3	0.2	33.5	

Key : Not available; :n Not significant; - Not applicable or real zero or zero by default; 0 or 0.00 Less than half of the unit used  
e Estimated value; s Eurostat estimate; u Unreliable or uncertain data: participant data complete for interventions covering >=80% but <100% of expenditure

\* EL 2006

### C.4.1 LMP participants by intervention and by type of action, 2007: Belgium

eurostat	Category, intervention number and name	Men and women										Number of participants			
		Total					Under 25s					Women			Notes
		17 Entrants		18 Exits		16 Stock	17 Entrants		18 Exits		16 Stock	17 Entrants		18 Exits	
		17 Entrants	18 Exits	17 Entrants	18 Exits		17 Entrants	18 Exits							
<b>1</b>	<b>Labour market services</b>	<b>294,685 e</b>	:	:	:	:	:	:	:	:	<b>153,910 u</b>	:	:		
1.1	12 Integrated program for social and vocational integration (WR)	14,610	:	:	:	:	:	:	:	:	9,916	:	:		
25	Active jobsearch workshop (BCR)	9,470 e	:	:	1,377 e	1,377	:	:	:	4,951 e	4,951	:	:		
30	Regional employment missions (WR)	6,100 e	:	:	:	:	:	:	:	3,255 e	:	:	:		
50	Partnership for childcare for jobseekers (BCR)	582 e	582	582	115 e	115	115	115	115	550 e	550	550	550		
54	Pathway to work (FR)	90,702	75,178	77,877	32,481	26,879	27,268	27,268	27,268	43,737	36,570	38,452	38,452		
58	Crèches facilities (WR)	815	:	:	:	:	:	:	:	400	:	:	:		
60	Restructuring support programme (retraining units) (WR)	4,538	:	:	:	:	:	:	:	733	:	:	:		
65	Re-employment fund (FR)	992	:	:	:	:	:	:	:	:	:	:	:	1	
68	Vocational integration (BCR)	30,975	:	:	7,943	:	:	:	:	16,539	:	:	:	1	
77	Vocational guidance (WR)	116,235	:	:	:	:	:	:	:	63,395	:	:	:		
78	Vocational project contract (BCR)	19,666	8,733	12,157	4,109	2,383	2,771	2,771	2,771	10,434	4,639	6,430	6,430	1	
<b>2</b>	<b>Training</b>	<b>106,942</b>	:	:	:	:	:	:	:	<b>48,496 u</b>	:	:	:		
2.1	3 Encouraging the unemployed to resume studying (FED)	21,103	:	:	6,264	:	:	:	:	12,310	:	:	:		
40	Vocational training (FR)	26,798	51,451	47,899	9,912	20,391	18,311	18,311	18,311	12,911	23,519	22,098	22,098		
41	Vocational training (WR)	38,341	69,052	72,666	:	18,701	19,503	19,503	19,503	16,034	33,506	35,704	35,704		
42	Vocational training (BCR)	2,948	7,879	7,334	:	1,714	1,596	1,596	1,596	1,520	3,859	3,614	3,614		
43	Vocational training allowances (FED)	17,232	:	:	4,791	:	:	:	:	7,003	:	:	:	2	
44	Vocational training (GC)	684	:	:	:	:	:	:	:	379	:	:	:		
64	Training cheques for vocational integration (BCR)	1,417	1,417	1,417	363	363	363	363	363	882	882	882	882		
75	Driving licences grants (WR)	418	:	:	:	:	:	:	:	239	:	:	:		
76	Language immersion grants (WR)	662	:	:	:	:	:	:	:	:	:	:	:		
2.2	13 Training and integration contract (WR)	4,814	2,610	2,363	2,657	1,412	1,257	1,257	1,257	1,359	756	689	689		
129	Training and integration contract (BCR)	344	819	768	:	292	293	293	293	153	336	312	312		
135	Formation by work in companies (WR)	3,610	:	:	:	:	:	:	:	1,243	:	:	:		
2.4	10 Alternance training (WR)	5,803	:	:	5,803 e	:	:	:	:	1,466	:	:	:		
2.A	83 Adjustment for double counting	-17,232	:	:	-4,791	:	:	:	:	-7,003	:	:	:		
<b>3</b>	<b>Job rotation and job sharing</b>	<b>-</b>	<b>-</b>	<b>-</b>	<b>-</b>	<b>-</b>	<b>-</b>	<b>-</b>	<b>-</b>	<b>-</b>	<b>-</b>	<b>-</b>	<b>-</b>		

### C.4.1 LMP participants by intervention and by type of action, 2007: Belgium

eurostat	Category, intervention number and name	Number of participants												Notes
		Men and women						Women						
		Total			Under 25s			Total			Total			
		16 Stock	17 Entrants	18 Exits	16 Stock	17 Entrants	18 Exits	16 Stock	17 Entrants	18 Exits	16 Stock	17 Entrants	18 Exits	
<b>4</b>	<b>Employment incentives</b>	<b>207,654</b>	:	:	:	<b>32,698 u</b>	:	:	:	<b>162,863 s</b>	:	:	:	
39	Part-time workers receiving income guarantee allowance (FED)	47,519	:	:	:	2,043	:	:	:	37,644	:	:	:	
4.1	Relocation allowances for the unemployed (BCR)	-	-	-	-	-	-	-	-	-	-	-	-	3
28	Transition-to-work subsidy (BCR)	37	37	:	27	27	:	:	17	17	:	:	17	:
61	Activa (FED)	38,247	:	:	:	3,638	:	:	:	22,588	:	:	:	:
70	Recruitment of unemployed persons in the context of economic expansion (BCR)	60	27	:	-	-	:	:	27	13	:	:	13	1
73	Insertion enterprises (FR)	2,260	983	660	300	161	151	666	1,600	666	338	1		
88	Activa Start - activation of unemployment benefits for first jobs (FED)	715	:	:	694	:	:	:	130	:	:	:		
90	Back-to-work bonus for people aged 50+ (FED)	4,607	:	:	-	-	-	-	1,439	:	:	:		
92	Insertion through temporary work (FED)	22	n	n	n	n	n	n	n	n	n	n		
93	CPAS contract - art.60 of CPAS Law (FED)	21,057	:	:	3,772	:	:	:	10,739	:	:	:		
94	Tutorial grant - art.61 of CPAS Law (FED)	707	:	:	173 s	:	:	:	230 s	:	:	:		
95	Recruitment of workers dismissed after restructuring - reduced social contributions (FED)	899	:	:	6	:	:	:	155	:	:	:		
104	Insertion enterprises (WR)	2,928	:	:	:	:	:	:	2,374	:	:	:		
118	Back-to-work bonus 50+ (FR)	1,444	:	:	-	-	-	-	451	:	:	:		
126	Service vouchers (FED)	87,152	38,243	12,850	22,045	:	:	:	85,469	:	:	:		
4.2	Reimbursement of the ouplacement costs in case of restructuring and cheques (FED)	-	:	:	-	-	-	-	-	:	:	:		



### C.4.1 LMP participants by intervention and by type of action, 2007: Belgium

eurostat	Category, intervention number and name	Number of participants												Notes		
		Men and women						Women								
		Total			Under 25s			Total			Total					
		16 Stock	17 Entrants	18 Exits	16 Stock	17 Entrants	18 Exits	16 Stock	17 Entrants	18 Exits	16 Stock	17 Entrants	18 Exits			
<b>5</b>	<b>Supported employment and rehabilitation</b>	<b>41,927 u</b>	:	:	:	:	:	:	:	:	:	<b>13,642 u</b>	:	:	:	
82	Work and rehabilitation for disabled persons (BCR)	1,700 e	:	:	:	:	:	:	:	:	:	:	:	:	:	4
5.1	Social workshops (FR)	3,097	854	561	72	40	26	1,298	291	185	1	1,298	291	185	1	
84	Sheltered work place (FR)	14,162	1,580	1,196	991	111	84	5,523	616	466	1	5,523	616	466	1	
86	CAO 26 and Flemish insertion scheme (FR)	5,120	1,100	1,140	518	260	174	1,505	400	336	1	1,505	400	336	1	
100	Sheltered work (FED)	491	-	51	14	-	5	174	-	23	5	174	-	23	5	
105	Provisions to keep workers within enterprises of adapted work (WR)	100	:	:	:	:	:	:	:	:	:	:	:	:	:	6
107	Premium for independent workers (WR)	37	:	:	:	:	:	5	:	:	:	5	:	:	:	
108	Compensation premium (WR)	2,574	:	:	:	:	:	744	:	:	:	744	:	:	:	
109	Premiums for tutoring disabled workers (WR)	356	:	:	:	:	:	89	:	:	:	89	:	:	:	
110	Integration premiums when hiring disabled people (WR)	764	:	:	:	:	:	208	:	:	:	208	:	:	:	
111	Interventions in the travel costs of disabled workers (WR)	705	:	:	:	:	:	245	:	:	:	245	:	:	:	
112	Adaptation of the work station (WR)	103	:	:	:	:	:	36	:	:	:	36	:	:	:	
115	Enterprises of adapted work (WR)	8,782	:	:	:	:	:	2,837	:	:	:	2,837	:	:	:	
119	Interventions in the travel costs of disabled workers (FR)	372	:	:	:	:	:	:	:	:	:	:	:	:	:	
120	Adaptation of the work station or work tools (FR)	269 e	:	:	:	:	:	:	:	:	:	:	:	:	:	
132	Care in work (FR)	870	391	251	120	52	87	271	127	77	7	271	127	77	7	
5.2	Pathway to work and training in CBO (FR)	:	:	:	:	:	:	:	:	:	:	:	:	:	:	
106	Vocational training contracts (WR)	772	:	:	:	:	:	221	:	:	:	221	:	:	:	
113	Reception and training units in enterprises of adapted work (WR)	122	:	:	:	:	:	43	:	:	:	43	:	:	:	
114	Vocational training centres for disabled people (WR)	1,345	:	:	:	:	:	371	:	:	:	371	:	:	:	
116	Discovery internship for people with disabilities (WR)	129	:	:	:	:	:	45	:	:	:	45	:	:	:	
130	Vocational training contract for disabled (BCR)	57	102	99	:	17	18	27	57	53		27	57	53		

### C.4.1 LMP participants by intervention and by type of action, 2007: Belgium

eurostat	Category, intervention number and name	Number of participants												Notes		
		Men and women						Women								
		Total			Under 25s			Total			Total					
		16 Stock	17 Entrants	18 Exits	16 Stock	17 Entrants	18 Exits	16 Stock	17 Entrants	18 Exits	16 Stock	17 Entrants	18 Exits			
<b>6</b>	<b>Direct job creation</b>	<b>126,604</b>	<b>27,521 u</b>	:	<b>12,260 u</b>	<b>5,702 u</b>	:	<b>80,269 s</b>	<b>18,239 u</b>	:						
14	[Component] Third working circuit (FR, WR, BCR) - WR	-	-	-	-	-	-	-	-	-	-	-	-	-	-	8
14	[Component] Third working circuit (FR, WR, BCR) - FR	884	179	181	:	:	:	613	133	145	:	:	:	145	:	8
14	[Component] Third working circuit (FR, WR, BCR) - BCR	-	-	-	-	-	-	-	-	-	-	-	-	-	-	8
19	Promoting employment in the non-market sector - FBI (FED)	1,301	:	:	:	:	:	998 e	:	:	:	:	:	:	:	
21	Local employment agencies (FED)	1,328	:	:	-	:	:	907	:	:	:	:	:	:	:	9
27	Transition-to-work scheme (WEP+) (FR)	2,815	3,142	3,117	492	589	599	1,591	1,785	1,811	57	18	24			1
52	First job agreement in projects of public interest (BCR)	123	42	53	121	40	52	57	18	24						
63	[Component] Support for the promotion of employment (APE) - Market and non-market sectors (WR) - APE Local institutions	29,820	7,051	1,728	3,590	1,603	31	19,601	5,081	1,304						
63	[Component] Support for the promotion of employment (APE) - Market and non-market sectors (WR) - APE Non-market	21,184	6,347	4,886	2,679	1,404	999	15,035	4,641	3,486						
63	[Component] Support for the promotion of employment (APE) - Market and non-market sectors (WR) - APE Market	790	292	149	124	56	21	233	86	42						
63	[Component] Support for the promotion of employment (APE) - Market and non-market sectors (WR) - APE Education	4,165	2,217	2,249	818	467	457	3,363	1,789	1,809						
71	Transition-to-work scheme (BCR)	552	:	:	86 s	:	:	191 s	:	:						
72	Transition-to-work scheme (WR)	4,490	2,028	2,130	993	493	469	1,914	942	902						
89	Transition-to-work scheme (FED)	5,748	:	:	922	:	:	3,139	:	:						
91	Social integration units - SINE (FED)	8,713	:	:	423	:	:	6,915	:	:						
121	First job agreement in projects of public interest - learning work experience in Brussels public services	113	:	:	113	:	:	10	:	:						
127	[Component] Subsidised contractors (GC) - VoG	344	79	52	15	5	4	250	54	32						
127	[Component] Subsidised contractors (GC) - Local authorities	373	57	57	18	8	6	205	36	33						
128	Transition-to-work scheme (GC)	9	11	2	4	6	2	-	-	-						
133	Subsidised contractors (BCR)	8,484	1,045	:	238	532	:	5,038	699	:						
134	[Component] Subsidised contractors (FR) - General	4,061	737	814	669	198	221	2,596	517	563						
134	[Component] Subsidised contractors (FR) - Contingent	28,686	3,798	3,484	:	:	:	15,092	1,998	:						
134	[Component] Subsidised contractors (FR) - Outside of school care	2,621	496	445	955	301	268	2,521	460	411						

### C.4.1 LMP participants by intervention and by type of action, 2007: Belgium

eurostat	Category, intervention number and name	Number of participants												Notes
		Men and women						Women						
		Total			Under 25s			Total			Total			
		16 Stock	17 Entrants	18 Exits	16 Stock	17 Entrants	18 Exits	16 Stock	17 Entrants	18 Exits	16 Stock	17 Entrants	18 Exits	
<b>7</b>	<b>Start-up incentives</b>	<b>747</b>	:	:	:	<b>121 e</b>	:	:	:	<b>351 e</b>	:	:		
34	Loans for unemployed persons (FED)	613	:	:	:	87 e	:	:	:	311 e	:	:	1	
45	Support for the creation and management of enterprises (BCR)	134	134	:	:	34	34	:	:	40	40	:		
<b>8</b>	<b>Out-of-work income maintenance and support</b>	<b>578,288</b>	:	:	:	<b>78,048</b>	:	:	:	<b>339,112</b>	:	:		
8.1	[Component] Unemployment benefit (FED) - Full UB	458,338	:	:	:	63,584	:	:	:	241,375	:	:		
8.2	[Component] Unemployment benefit (FED) - Partial UB	119,950	:	:	:	14,464	:	:	:	97,737	:	:		
8.4	[Component] Unemployment benefit (FED) - Enterprise Closure Fund	-	:	:	:	-	:	:	:	-	:	:		
97	6 months income for dismissed workers in the case of restructuring (FED)	-	:	:	:	-	:	:	:	-	:	:		
<b>9</b>	<b>Early retirement</b>	<b>222,219</b>	:	:	:	<b>-</b>	:	:	:	<b>75,089</b>	:	:		
9.1	38 Early retirement by collective agreement (FED)	113,579	:	:	:	-	:	:	:	22,360	:	:		
99	Partial early retirement (FED)	702	:	:	:	-	:	:	:	140	:	:		
9.2	123 Benefits for older unemployed exempt from jobsearch (FED)	107,938	:	:	:	-	:	:	:	52,589	:	:		
<b>2-7</b>	<b>Total LMP measures (categories 2-7)</b>	<b>483,874 u</b>	:	:	:	<b>71,793 u</b>	:	:	:	<b>305,621 u</b>	:	:		
<b>8-9</b>	<b>Total LMP supports (categories 8-9)</b>	<b>800,507</b>	:	:	:	<b>78,048</b>	:	:	:	<b>414,201</b>	:	:		

Key : Not available; :n Not significant; - Not applicable or real zero or zero by default; 0 or 0.00 Less than half of the unit used; e Estimated value; s Eurostat estimate; u Unreliable or uncertain data; participant data complete for interventions covering >=80% but <100% of expenditure

1 Stock: end-year figure.

2 All participants are double-counted with measures BE-40 to BE-42 and BE-44 (see BE-83).

3 Intervention not applied in 2007.

4 Data refer to 2005.

5 Scheme abolished since July 2004, but unemployment benefits are paid to employees who started to work before that date (and until the end of their employment contract).

6 Stock: other one-off observation.

7 Participants are included in Pathway to work (BE-54).

8 Intervention coming to an end.

9 This intervention is being replaced by the Service vouchers (BE-126).

### C.4.2 LMP participants by intervention and by type of action, 2007: Bulgaria

eurostat	Category, intervention number and name	Number of participants												Notes	
		Men and women						Women							
		Total		Under 25s		18 Exits		16 Stock		17 Entrants		18 Exits			
		16 Stock	17 Entrants	18 Exits	16 Stock	17 Entrants	18 Exits	16 Stock	17 Entrants	18 Exits	16 Stock	17 Entrants	18 Exits		
<b>1</b>	<b>Labour market services</b>	:	:	:	:	:	:	:	:	:	:	:	:	:	
1.1	Individual case-management	:	:	:	:	:	:	:	:	:	:	:	:	:	
<b>2</b>	<b>Training</b>	<b>8,525</b>	<b>47,575</b>	<b>48,720</b>	<b>2,611 e</b>	<b>11,833 e</b>	<b>12,080 e</b>	<b>5,786 e</b>	<b>32,543 e</b>	<b>32,678 e</b>					
2.1	Vocational training courses organised by the EA	2,871	34,454	31,836	639	7,662	6,800	1,991	23,897	21,480					
6	Employment protection and maintenance	-	-	-	-	-	-	-	-	-					1
7	Computer training for young people	8	2	14	8	2	9	-	-	6					2
8	Vocational training and social inclusion of school dropouts	12	78	53	9	61	41	7	48	33					
12	Regional programmes for literacy, vocational training and employment in public benefit activities	120	270	270	41	93	93	57	129	129					
42	[Component] Welfare to work - Training	-	-	-	-	-	-	-	-	-					
43	[Component] Employment for teachers in the training of disabled children - Training	-	-	-	-	-	-	-	-	-					
44	[Component] Beautiful Bulgaria -	154	1,011	833	32 e	194 e	191 e	104 e	664 e	581 e					
46	[Component] Programme for training and employment of disabled persons - Training	-	-	-	-	-	-	-	-	-					
49	[Component] Incentives for employers to hire unemployment benefit recipients in part-time working arrangements -	-	-	-	:	:	:	:	:	:					1
52	[Component] Free again - Training	-	-	-	-	-	-	-	-	-					
54	[Component] Assistants for people with disabilities - Training	-	-	-	-	-	-	-	-	-					
56	National programme for literacy and qualification training of roma people	1,193	2,066	2,158	752	1,303	1,361	840	1,455	1,520					
58	"Optimism" Project	592	705	496	92	110	77	507	604	425					
2.4	Incentives for employers to provide internships for unemployed people aged under 29	1,215	2,679	4,312	781	1,723	2,668	741	1,634	2,637					
15	Incentives for employers to provide internships for the acquisition of qualifications	2,360	6,310	8,748	256	685	840	1,538	4,112	5,867					
<b>3</b>	<b>Job rotation and job sharing</b>	-	-	-	-	-	-	-	-	-					
3.1	Incentives for employers to hire unemployed people to fill in for employees attending training courses	-	-	-	-	-	-	-	-	-					1

### C.4.2 LMP participants by intervention and by type of action, 2007: Bulgaria

eurostat	Category, intervention number and name	Number of participants												Notes
		Men and women						Women						
		Total			Under 25s			Total			Total			
		16 Stock	17 Entrants	18 Exits	16 Stock	17 Entrants	18 Exits	16 Stock	17 Entrants	18 Exits	16 Stock	17 Entrants	18 Exits	
<b>4</b>	<b>Employment incentives</b>	<b>16,274</b>	<b>13,603</b>	<b>16,689</b>	<b>2,587</b>	<b>2,981</b>	<b>3,208</b>	<b>9,095</b>	<b>7,751</b>	<b>9,727</b>				
4.1	Incentives for employers to hire unemployed people aged under 29	2,782	3,176	4,028	1,739	1,986	2,162	1,330	1,519	2,197				
19	Incentives for employers to hire long-term unemployed	606	584	755	24	23	30	367	354	458				
20	Encouraging employer micro-enterprises to provide new jobs by subsidising the first 5 places	926	1,174	978	118	149	124	476	603	502				
21	Incentives for employers to hire unemployed people as part-timers	2,483	2,691	3,221	258	280	335	1,322	1,433	1,715				
22	Incentives for employers to create jobs for unemployed single parents with children up to 3 years old	807	762	973	210	198	253	758	716	914				
23	Incentives for employers to hire older unemployed	2,604	2,470	2,791	-	-	-	1,641	1,557	1,760				
24	Support in retirement	4,457	461	1,956	-	-	-	2,291	237	1,006				
46	[Component] Programme for training and employment of disabled persons - Employment	1,022	1,206	902	142	168	126	541	638	477				
48	Encouraging geographical mobility of the unemployed	330	689	695	55	114	115	240	501	505				
49	[Component] Incentives for employers to hire unemployed benefit recipients in part-time working arrangements -	-	-	-	-	-	-	-	-	-				1
50	[Component] Entrepreneurship promotion - Employment	-	-	-	-	-	-	-	-	-				
55	Providing employment to unemployed persons who received monthly social benefits ("bonus")	258	390	390	42	63	63	128	193	193				
4.2	Employment protection and maintenance	-	-	-	-	-	-	-	-	-				1
<b>5</b>	<b>Supported employment and rehabilitation</b>	<b>2,142</b>	<b>1,915</b>	<b>2,406</b>	<b>115</b>	<b>103</b>	<b>129</b>	<b>1,029</b>	<b>920</b>	<b>1,156</b>				
5.1	Incentives for employers to create jobs for unemployed people with permanently reduced capacity to work	2,142	1,915	2,406	115	103	129	1,029	920	1,156				

### C.4.2 LMP participants by intervention and by type of action, 2007: Bulgaria

eurostat	Category, intervention number and name	Number of participants											
		Men and women						Women					
		Total		Under 25s		18 Exits		Total		17 Entrants		18 Exits	
		16 Stock	17 Entrants	16 Stock	17 Entrants	18 Exits	16 Stock	17 Entrants	18 Exits	16 Stock	17 Entrants	18 Exits	
<b>6</b>	<b>Direct job creation</b>	<b>48,766</b>	<b>86,611</b>	<b>80,990</b>	<b>7,916 e</b>	<b>13,954 e</b>	<b>13,014 e</b>	<b>25,746 e</b>	<b>44,447 e</b>	<b>41,453 e</b>			
28	Employment in public administration for young people with university degree	375	550	450	215	315	258	289	424	347			
29	Employment in support of the Bulgarian theatre	344	410	306	89	106	79	180	215	160			
42	[Component] Welfare to work - Employment	36,066	69,084	67,146	5,716	10,948	10,641	17,533	33,585	32,643			
43	[Component] Employment for teachers in the training of disabled children - Direct job creation	86	46	128	21	11	31	79	42	117			
44	[Component] Beautiful Bulgaria -	476	1,591	970	72 e	242 e	148 e	50 e	168 e	103 e			
52	[Component] Free again - Direct job creation	12	11	13	4	4	5	2	2	2			
53	Teachers for vacation	194	258	235	47	62	56	155	207	189			
54	[Component] Assistants for people with disabilities - Direct job creation	10,954	14,049	11,053	1,736	2,227	1,752	7,232	9,276	7,298			
57	"Maternity Support" Program	260	612	689	17	39	44	224	528	594			
<b>7</b>	<b>Start-up incentives</b>	<b>4,182</b>	<b>50,879</b>	<b>49,104</b>	<b>723</b>	<b>8,760</b>	<b>8,502</b>	<b>1,862</b>	<b>22,572</b>	<b>22,095</b>			
26	Entrepreneurship promotion for people with reduced capacity	: n	265	: n	: n	9	: n	: n	78	: n			
31	Employment through business support (JOBS)	4,139	49,673	48,584	719	8,633	8,459	1,840	22,075	21,831			
32	Vocational training for beneficiaries of the "Micro-credit guarantee fund"	-	-	-	-	-	-	-	-	-	1		
33	Encouraging entrepreneurship among agricultural producers	-	421	-	-	75	-	-	155	-			
35	Entrepreneurial incentives for women in the sphere of childcare services	: n	: n	: n	: n	: n	: n	: n	: n	: n			
50	[Component] Entrepreneurship promotion - Business start-up	43	520	520	4	43	43	22	264	264			
<b>8</b>	<b>Out-of-work income maintenance and support</b>	<b>61,197</b>	<b>129,354</b>	<b>139,696</b>	<b>2,536</b>	<b>8,296</b>	<b>8,202</b>	<b>37,911</b>	<b>81,179</b>	<b>86,693</b>			
8.1	Unemployment benefits	61,030	128,857	139,141	2,533	8,281	8,186	37,782	80,796	86,272			
8.3	Part-time unemployment benefits	167	497	555	3	15	16	129	383	421			
8.4	Redundancy compensation	-	: n	-	-	: n	-	-	: n	-	2		
<b>9</b>	<b>Early retirement</b>	<b>-</b>	<b>-</b>	<b>-</b>	<b>-</b>	<b>-</b>	<b>-</b>	<b>-</b>	<b>-</b>	<b>-</b>			

### C.4.2 LMP participants by intervention and by type of action, 2007: Bulgaria

eurostat	Category, intervention number and name	Number of participants									
		Men and women					Women				
		Total		Under 25s		18 Exits	Total		17 Entrants		18 Exits
16 Stock	17 Entrants	16 Stock	17 Entrants	16 Stock	17 Entrants						
<b>2-7</b>	<b>Total LMP measures (categories 2-7)</b>	79,889	200,583	197,909	13,952 e	37,631 e	36,933 e	43,518 e	108,233 e	107,109 e	
<b>8-9</b>	<b>Total LMP supports (categories 8-9)</b>	61,197	129,354	139,696	2,536	8,296	8,202	37,911	81,179	86,693	

Key : Not available; :n Not significant; - Not applicable or real zero or zero by default; 0 or 0.00 Less than half of the unit used; e Estimated value; s Eurostat estimate; u Unreliable or uncertain data; participant data complete for interventions covering >=80% but <100% of expenditure

- 1 intervention not applied in 2007.
- 2 intervention coming to an end.

### C.4.3 LMP participants by intervention and by type of action, 2007: Czech Republic

eurostat	Category, intervention number and name	Number of participants															
		Men and women						Women									
		Total		Under 25s		18 Exits		Total		17 Entrants		18 Exits					
		16 Stock	17 Entrants	16 Stock	17 Entrants	16 Stock	17 Entrants	16 Stock	17 Entrants	16 Stock	17 Entrants	16 Stock	18 Exits				
<b>1</b>	<b>Labour market services</b>																
1.1	6 Vocational rehabilitation of persons with working limitations		127			106											
						106											
<b>2</b>	<b>Training</b>																
2.1	2 Retraining of the registered unemployed	7,297	57,031	1,433 e	10,907	56,581	11,400	11,400	4,934	35,675	35,399	35,399					
		7,297	57,031	1,433 e	10,907	56,581	11,400	11,400	4,934	35,675	35,399	35,399					
<b>3</b>	<b>Job rotation and job sharing</b>																
		-	-	-	-	-	-	-	-	-	-	-	-	-	-	-	-
<b>4</b>	<b>Employment incentives</b>																
4.1	7 Subsidised new working places (SUMP)	13,214	16,279	4,994 u	6,179 u	24,992	9,639 u	9,639 u	6,772 u	8,379 u	12,744 u	12,739 e					
4.1	19 Allowance for on-the-job training	11,892	14,710	4,993 s	6,177 e	22,762	9,637 e	9,637 e	6,769 s	8,374 e	12,739 e	12,739 e					
4.2	4 Contribution to employer for partial coverage of employees wages due to conversion to the new production program	40	156			190											
		32	63	1	2	63	2	2	3	5	5	5					
18	Allowance for transporting employees	1,250	1,350			1,977											
<b>5</b>	<b>Supported employment and rehabilitation</b>																
5.1	5 Contribution to employers for establishing and running sheltered workshops and working places	26,509	13,990														
		1,895	8,464	53 s	241 e	1,687	79 e	79 e	756 s	3,379 e	1,040 e	1,040 e					
16	Contribution to the employer whose more than 50% of employees are disabled persons	24,614	5,526														
<b>6</b>	<b>Direct job creation</b>																
8	8 Public works programme (VPP)	7,360	12,374	735 s	1,237 e	15,495	1,757 e	1,757 e	2,801 s	4,710 e	6,101 e	6,101 e					
		7,360	12,374	735 s	1,237 e	15,495	1,757 e	1,757 e	2,801 s	4,710 e	6,101 e	6,101 e					
<b>7</b>	<b>Start-up incentives</b>																
12	12 Contribution to registered unemployed with working limitations for working equipment when starting self-employment	3,872	2,051			2,460											
		134	55			74											
13	13 Self employment - publicly beneficial working places (SVC SUPM)	3,738	1,996			2,386											
17	17 Bridging allowance	238	898			1,045											1
20	20 Adjustment for double counting	-238	-898			-1,045											



### C.4.3 LMP participants by intervention and by type of action, 2007: Czech Republic

eurostat	Category, intervention number and name	Number of participants												Notes
		Men and women						Women						
		Total			Under 25s			Total			Total			
		16 Stock	17 Entrants	18 Exits	16 Stock	17 Entrants	18 Exits	16 Stock	17 Entrants	18 Exits	16 Stock	17 Entrants	18 Exits	
<b>8</b>	<b>Out-of-work income maintenance and support</b>	<b>116,478</b>	<b>301,736</b>	<b>247,469</b>	:	:	:	:	<b>61,529</b>	<b>148,953</b>	<b>111,282</b>	<b>u</b>		
8.1	Unemployment benefit for registered unemployed	116,478	294,848	240,658	:	:	:	61,529	148,953	111,282	:			
8.5	Protection of employees due to insolvency of the employer	-	6,888	6,811	-	:	:	-	:	:	:			
<b>9</b>	<b>Early retirement</b>	-	-	-	-	-	-	-	-	-	-	-		
<b>2-7</b>	<b>Total LMP measures (categories 2-7)</b>	<b>58,252</b>	<b>101,725</b>	:	:	:	:	:	:	:	:	:		
<b>8-9</b>	<b>Total LMP supports (categories 8-9)</b>	<b>116,478</b>	<b>301,736</b>	<b>247,469</b>	:	:	:	<b>61,529</b>	<b>148,953</b>	<b>111,282</b>	<b>u</b>			

Key : Not available; :n Not significant; - Not applicable or real zero or zero by default; 0 or 0.00 Less than half of the unit used; e Estimated value; s Eurostat estimate; u Unreliable or uncertain data; participant data complete for interventions covering >=80% but <100% of expenditure

1 All participants are double-counted with CZ-13.

### C.4.4 LMP participants by intervention and by type of action, 2007: Denmark

eurostat	Category, intervention number and name	Number of participants												Notes			
		Men and women						Women									
		Total			Under 25s			Total			Total						
		16 Stock	17 Entrants	18 Exits	16 Stock	17 Entrants	18 Exits	16 Stock	17 Entrants	18 Exits	16 Stock	17 Entrants	18 Exits				
<b>1</b>	<b>Labour market services</b>	:	:	:	:	:	:	:	:	:	:	:	:	:	:	:	:
<b>2</b>	<b>Training</b>	<b>53,779</b>	<b>121,187</b>	<b>99,335</b>	<b>5,365</b>	<b>18,456</b>	<b>13,590</b>	<b>31,075</b>	<b>69,162</b>	<b>56,491</b>							
2.1	Education and training	14,224	39,247	35,881	699	2,091	1,279	9,901	24,078	22,116							
9	Specially arranged activation	24,787	68,574	55,903	4,186	15,358	11,887	14,708	37,562	30,268							
33	Education of immigrants	4,657	7,916	3,734	478	1,001	423	3,114	5,285	2,482							
2.4	Adult apprenticeship support	10,111	5,450	3,817	2	6	1	3,352	2,237	1,625							
<b>3</b>	<b>Job rotation and job sharing</b>	:	:	:	:	:	:	:	:	:							
3.1	Job rotation scheme	:	:	:	:	:	:	:	:	:							
<b>4</b>	<b>Employment incentives</b>	<b>22,297 e</b>	<b>56,643 u</b>	<b>54,924 u</b>	<b>1,594 u</b>	<b>6,815 u</b>	<b>6,092 u</b>	<b>10,913 u</b>	<b>33,548 u</b>	<b>32,469 u</b>							
4.1	Wage subsidies	8,294	16,104	18,177	452	1,239	1,131	4,620	8,793	10,167							
7	Practical work training in enterprises	9,432	40,448	36,228	1,142	5,576	4,961	5,840	24,691	21,964							
26	Servicejobs	716	91	519	-	-	-	453	64	338							
30	Support of disabled	3,855 e	:	:	:	:	:	:	:	:							
<b>5</b>	<b>Supported employment and rehabilitation</b>	<b>62,681 e</b>	<b>26,531 u</b>	<b>18,772 u</b>	<b>2,242 s</b>	<b>1,291 u</b>	<b>910 u</b>	<b>36,577 s</b>	<b>15,794 u</b>	<b>11,443 u</b>							
5.1	Flex jobs, including flex jobs for self-employed	44,362	15,831	6,955	457	363	119	25,740	9,420	4,035							
22	Wage subsidies for persons, who receive early retirement pension (formerly known as light jobs)	4,859	1,950	855	119	148	40	2,055	807	377							
5.2	Rehabilitation	11,082	8,750	10,962	634	780	751	7,472	5,567	7,031							
28	Pre-rehabilitation	2,378 e	:	:	1,032 s	:	:	1,310 s	:	:							
<b>6</b>	<b>Direct job creation</b>	-	-	-	-	-	-	-	-	-							
<b>7</b>	<b>Start-up incentives</b>	-	-	-	-	-	-	-	-	-							
<b>8</b>	<b>Out-of-work income maintenance and support</b>	<b>104,018 e</b>	<b>339,037 e</b>	<b>360,873 e</b>	<b>7,242 e</b>	<b>44,187 u</b>	<b>39,982 u</b>	<b>61,700 e</b>	<b>182,200 u</b>	<b>198,568 u</b>							
8.1	[Component] Unemployment insurance - Full time	71,893 e	225,571 e	258,315 e	2,220 e	13,724 e	13,380 e	42,846 e	127,383 e	149,368 e							
2	Social assistance (unemployment)	22,447	92,118	81,456	4,959	30,291	26,470	12,176	47,921	42,375							
29	Unemployment allowance	9,678	10,763	10,517	63	172	132	6,678	6,896	6,825							
8.2	[Component] Unemployment insurance - Partial	- e	- e	- e	- e	- e	- e	- e	- e	- e							
8.3	[Component] Unemployment insurance - Part-time	- e	- e	- e	- e	- e	- e	- e	- e	- e							
8.5	Wage earners guarantee fund	-	10,585	10,585	-	:	:	-	-	:							

### C.4.4 LMP participants by intervention and by type of action, 2007: Denmark

eurostat	Category, intervention number and name	Number of participants											
		Men and women						Women					
		Total			Under 25s			Total			Notes		
		16 Stock	17 Entrants	18 Exits	16 Stock	17 Entrants	18 Exits	16 Stock	17 Entrants	18 Exits	16 Stock	17 Entrants	18 Exits
<b>9</b>	<b>Early retirement</b>	<b>61,505 e</b>	<b>8,865 u</b>	<b>13,349 u</b>	-	- u	- u	<b>35,142 u</b>	<b>5,164 u</b>	<b>7,737 u</b>			
9.2	Early retirement pay, from unemployment	58,505	8,865	13,349	-	-	-	35,142	5,164	7,737			
32	Flex allowance	3,000 e	:	:	-	:	:	:	:	:			
<b>2-7</b>	<b>Total LMP measures (categories 2-7)</b>	<b>138,757 e</b>	<b>204,361 u</b>	<b>173,031 u</b>	<b>9,201 u</b>	<b>26,562 u</b>	<b>20,592 u</b>	<b>78,565 u</b>	<b>118,504 u</b>	<b>100,403 u</b>			
<b>8-9</b>	<b>Total LMP supports (categories 8-9)</b>	<b>165,523 e</b>	<b>347,902 u</b>	<b>374,222 u</b>	<b>7,242 e</b>	<b>44,187 u</b>	<b>39,982 u</b>	<b>96,842 u</b>	<b>187,364 u</b>	<b>206,305 u</b>			

Key : Not available; :n Not significant; - Not applicable or real zero or zero by default; 0 or 0.00 Less than half of the unit used; e Estimated value; s Eurostat estimate; u Unreliable or uncertain data; participant data complete for interventions covering >=80% but <100% of expenditure

### C.4.5 LMP participants by intervention and by type of action, 2007: Germany

eurostat	Category, intervention number and name	Men and women										Number of participants			
		Total					Under 25s					Women			
		17 Entrants		18 Exits		16 Stock	17 Entrants		18 Exits		16 Stock	17 Entrants		18 Exits	
		16 Stock	17 Entrants	18 Exits	16 Stock		17 Entrants	18 Exits	16 Stock	17 Entrants		18 Exits	16 Stock	17 Entrants	18 Exits
<b>1</b>	<b>Labour market services</b>	<b>221,268</b>	<b>3,322,366</b>	<b>3,206,792</b>	<b>63,348</b>	<b>920,474</b>	<b>902,147</b>	<b>101,427</b>	<b>1,648,170</b>	<b>1,601,928</b>					
1.1	Counselling and placement assistance	-	2,366,696	2,366,696	-	695,680	695,680	-	1,232,929	1,232,929					
43	Placement voucher	-	100,273	100,273	-	17,635	17,635	-	33,733	33,733					
47	Placement by third parties by order of PES	54,843	240,107	255,467	9,390	47,101	51,498	26,715	118,818	125,958					
64	Assessment of chances (Profiling)	-	-	-	-	-	-	-	-	-					
65	Specialised integration services	1,104	2,738	2,758	429	1,144	1,054	444	1,118	1,095					
67	Integration agreement	-	-	-	-	-	-	-	-	-					
69	Socio-pedagogical services for preparatory training	541	937	943	539	930	935	168	323	331					
75	Other additional services	156,400	593,627	467,659	51,837	155,053	133,380	70,680	253,825	202,550					
76	Additional services	8,380	17,988	12,996	1,153	2,931	1,965	3,420	7,424	5,332					
<b>2</b>	<b>Training</b>	<b>1,240,043 s</b>	<b>2,790,679 s</b>	<b>2,220,972 u</b>	<b>561,800 u</b>	<b>1,076,637 s</b>	<b>875,760 u</b>	<b>356,856 u</b>	<b>1,228,353 u</b>	<b>967,007 u</b>					
84	[Component] ESF support (Objective 3) -	416,224 s	550,810 s	-	-	210,519 s	-	-	243,794 s	-					
2.1	6 Measures to improve prospects of integration - training measures	76,010	1,069,706	1,076,323	16,258	245,625	247,955	36,179	478,422	481,990					
11	Support for vocational preparation training measures for young people	99,820	151,063	151,242	92,714	141,671	141,885	41,474	62,871	62,371					
12	Support for further vocational training	147,301	378,289	365,077	24,294	55,590	58,720	69,155	172,954	163,970					
27	Independent measures	24,740	93,174	99,988	15,755	29,489	32,306	10,465	41,294	44,289					
31	ESF Federal programme	29,705	60,923	63,007	1,994	3,525	3,920	12,584	25,991	25,993					
44	Income subsidies for people in further vocational training	2,962	15,370	10,903	266	1,240	768	1,144	4,423	3,106					
53	Integration measures	31,060	94,620	69,295	2,872	9,991	8,957	18,234	55,246	38,177					
70	Transfer measures	-	23,712	23,712 e	-	-	-	-	-	-					
80	Transitional subsidy	8,614	8,073	9,883	2,773	2,919	2,470	3,147	3,062	3,484					
81	Training allowance	69,749	47,028	44,765	63,217	42,659	39,547	26,792	18,364	17,631					
2.4	19 Support for vocational training for those with learning difficulties/social disadvantage	167,290	162,208	151,025	160,758	146,141	135,092	57,782	58,383	52,998					
34	Vocational training allowance	176,953	176,458	181,250	163,604	170,683	170,646	83,870	80,221	81,954					
71	First integration qualification for young people	19,320	20,168	37,509	19,289	20,110	37,414	8,614	9,319	17,037					
2.A	72 Adjustment for double-counting, category 2	-29,705	-60,923	-63,007	-1,994	-3,525	-3,920	-12,584	-25,991	-25,993					
<b>3</b>	<b>Job rotation and job sharing</b>	<b>367</b>	<b>681</b>	<b>610</b>	<b>78</b>	<b>192</b>	<b>144</b>	<b>199</b>	<b>349</b>	<b>304</b>					
3.1	46 Job Rotation - Employment-training rotation programme	367	681	610	78	192	144	199	349	304					

### C.4.5 LMP participants by intervention and by type of action, 2007: Germany

eurostat	Category, intervention number and name	Men and women										Number of participants				
		Total					Men and women					Women				
		17 Entrants		18 Exits		16 Stock	17 Entrants		18 Exits		16 Stock	17 Entrants		18 Exits		
		17 Entrants	18 Exits	16 Stock	17 Entrants		18 Exits	16 Stock	17 Entrants	18 Exits		16 Stock	17 Entrants	18 Exits		
<b>4</b>	<b>Employment incentives</b>	:	:	:	:	:	:	:	:	:	:	:	:	:	:	:
4.1	Mobility allowances	-	342,887	342,887	-	76,621	76,621	76,621	76,621	-	124,563	124,563	124,563			
16	Recruitment subsidy for new businesses	6,109	11,111	12,043	828	1,568	1,738	1,738	1,738	2,538	4,625	4,764	4,764			
18	Integration subsidies	111,433	258,461	257,343	17,723	44,706	49,316	49,316	49,316	39,566	92,352	90,241	90,241			
48	Personnel Service Agencies	3,606	9,930	13,063	1,626	4,834	6,132	6,132	6,132	959	2,571	3,382	3,382			
52	Wage protection for older employees	9,047	11,886	9,508	-	-	-	-	-	2,671	3,899	2,874	2,874			
73	[Component] Community service jobs - Variable payment	:	:	:	:	:	:	:	:	:	:	:	:			
74	[Component] Job finder's grant - Insured employment	:	:	:	:	:	:	:	:	:	:	:	:			
<b>5</b>	<b>Supported employment and rehabilitation</b>	<b>23,153</b>	<b>19,243</b>	<b>18,695</b>	<b>12,618</b>	<b>7,659</b>	<b>7,564</b>	<b>7,564</b>	<b>7,564</b>	<b>7,735</b>	<b>6,724</b>	<b>6,514</b>	<b>6,514</b>			
82	Work assistance	6	114	116	1	41	40	40	40	2	53	53	53			
83	Employer subsidies for rehabilitation	8,077	5,881	5,930	7,657	4,277	4,353	4,353	4,353	2,373	1,935	1,904	1,904			
5.1	23 Incentives for the recruitment and employment of the severely disabled	15,070	13,248	12,649	4,960	3,341	3,171	3,171	3,171	5,360	4,736	4,557	4,557			
5.2	13 Promoting integration of the disabled into working life	-	-	-	-	-	-	-	-	-	-	-	-			1
<b>6</b>	<b>Direct job creation</b>	:	:	:	:	:	:	:	:	:	:	:	:			
21	Support for job-creation measures (ABMs)	40,452	69,269	77,587	5,131	10,625	13,184	13,184	13,184	16,942	27,928	30,712	30,712			
22	Support for structural adjustment measures	1,955	318	3,499	8	9	119	119	119	786	103	841	841			
42	Employment generating promotion of the infrastructure	677	1,744	2,059	46	135	153	153	153	75	134	158	158			
73	[Component] Community service jobs - Additional expenditure variant	:	:	:	:	:	:	:	:	:	:	:	:			
84	[Component] ESF support (Objective 3) -	8,880 s	11,591 s	:	:	5,394 s	:	:	:	:	5,290 s	:	:			
<b>7</b>	<b>Start-up incentives</b>	<b>279,803 u</b>	<b>194,323 u</b>	<b>161,953 u</b>	<b>16,342 u</b>	<b>13,178 u</b>	<b>12,638 u</b>	<b>12,638 u</b>	<b>12,638 u</b>	<b>95,969 u</b>	<b>89,353 u</b>	<b>66,964 u</b>	<b>66,964 u</b>			
9	Bridging allowance	3,151	176	34,453	126	11	1,446	1,446	1,446	1,156	42	11,267	11,267			2
49	Business start-up subsidy	121,847	-	90,570	9,877	-	7,788	7,788	7,788	61,218	-	43,506	43,506			2
74	[Component] Job finder's grant - Self-employed	:	:	:	:	:	:	:	:	:	:	:	:			
79	Start-up subsidy	92,150	125,919	36,930	6,339	8,475	3,404	3,404	3,404	33,595	45,612	12,191	12,191			
84	[Component] ESF support (Objective 3) -	62,655 s	68,228 s	:	:	4,692 s	:	:	:	:	43,699 s	:	:			

### C.4.5 LMP participants by intervention and by type of action, 2007: Germany

eurostat	Category, intervention number and name	Number of participants											
		Men and women						Women					
		Total		Under 25s		18 Exits		Total		17 Entrants		18 Exits	
16 Stock	17 Entrants	16 Stock	17 Entrants	18 Exits	18 Exits	16 Stock	17 Entrants	18 Exits	16 Stock	17 Entrants	18 Exits	Notes	
<b>8</b>	<b>Out-of-work income maintenance and support</b>	<b>6,315,057</b>	<b>5,285,289 e</b>	<b>5,830,870 e</b>	<b>1,148,895 u</b>	<b>1,148,895 u</b>	<b>557,741</b>	<b>563,186</b>	<b>563,186</b>	<b>2,150,427 u</b>	<b>2,394,779 u</b>		
8.1	Unemployment benefit	1,079,802	2,557,163	2,814,027	140,052	140,052	557,741	563,186	563,186	504,326	1,073,971	1,203,855	
8.2	Short-time working allowance	68,317	404,096 e	389,363 e	-	-	-	-	-	10,518	62,214 e	62,462	
8.3	Part-time unemployment benefit	139	417	435	1	1	3	2	2	105	322	326	
8.5	Bankruptcy compensation payment	-	154,242	154,242	-	-	-	-	-	-	-	-	
8.A	Adjustment for double counting - category 8	-110,036	-	-	-27,953	-27,953	-	-	-	-52,367	-	-	
8Mixec	Unemployment assistance (ALG II)	5,276,835	2,169,371	2,472,803	1,036,795	1,036,795	-	-	-	2,672,712	1,013,920	1,128,136	
<b>9</b>	<b>Early retirement</b>	<b>104,350</b>	<b>47,160</b>	<b>47,160</b>	<b>-</b>	<b>-</b>	<b>-</b>	<b>-</b>	<b>-</b>	<b>41,797</b>	<b>19,120</b>	<b>19,120</b>	
9.1	Support of part-time employment for older employees	104,350	47,160	47,160	-	-	-	-	-	41,797	19,120	19,120	
<b>2-7</b>	<b>Total LMP measures (categories 2-7)</b>	<b>1,725,525 u</b>	<b>3,722,124 u</b>	<b>5,830,870 u</b>	<b>1,148,895 u</b>	<b>1,148,895 u</b>	<b>1,241,557 u</b>	<b>1,241,557 u</b>	<b>1,241,557 u</b>	<b>1,586,244 u</b>	<b>2,169,547 u</b>	<b>2,394,779 u</b>	
<b>8-9</b>	<b>Total LMP supports (categories 8-9)</b>	<b>6,419,407</b>	<b>5,332,449 e</b>	<b>5,830,870 u</b>	<b>1,148,895 u</b>	<b>1,148,895 u</b>	<b>-</b>	<b>-</b>	<b>-</b>	<b>3,177,091</b>	<b>2,169,547 u</b>	<b>2,394,779 u</b>	

Key : Not available; :n Not significant; - Not applicable or real zero or zero by default; 0 or 0.00 Less than half of the unit used; e Estimated value; s Eurostat estimate; u Unreliable or uncertain data; participant data complete for interventions covering >=80% but <100% of expenditure

- 1 Expenditure and participants distributed amongst regular measures.
- 2 Intervention coming to an end.

### C.4.6 LMP participants by intervention and by type of action, 2007: Estonia

eurostat	Category, intervention number and name	Number of participants											
		Men and women						Women					
		Total		Under 25s		18 Exits		Total		17 Entrants		18 Exits	
		16 Stock	17 Entrants	16 Stock	17 Entrants	18 Exits	16 Stock	17 Entrants	16 Stock	17 Entrants	18 Exits	Notes	
<b>1</b>	<b>Labour market services</b>	<b>2</b>	<b>8,299</b>	<b>28</b>	<b>8,428</b>	<b>149 s</b>	<b>1,168</b>	<b>1,086</b>	<b>694 s</b>	<b>5,492</b>	<b>5,401</b>		
1.1	Vocational guidance	-	8,271	-	8,271	-	1,479	-	-	5,638	-	1	
18	Communication support at interviews	2	28	28	28	-	4	4	1	15	15		
<b>2</b>	<b>Training</b>	<b>1,128 s</b>	<b>8,666</b>	<b>8,428</b>	<b>8,428</b>	<b>149 s</b>	<b>1,168</b>	<b>1,086</b>	<b>694 s</b>	<b>5,492</b>	<b>5,401</b>		
2.1	Labour market training	629	6,536	6,305	6,305	86	890	794	422	4,313	4,209		
2.2	Coaching for working life	326 s	1,302	1,281	1,281	33 s	132	138	154 s	615	625		
2.4	Work practice	173 s	828	842	842	30 s	146	154	118 s	564	567		
<b>3</b>	<b>Job rotation and job sharing</b>	<b>-</b>	<b>-</b>	<b>-</b>	<b>-</b>	<b>-</b>	<b>-</b>	<b>-</b>	<b>-</b>	<b>-</b>	<b>-</b>		
<b>4</b>	<b>Employment incentives</b>	<b>211</b>	<b>134</b>	<b>171</b>	<b>171</b>	<b>36</b>	<b>27</b>	<b>23</b>	<b>118</b>	<b>68</b>	<b>96</b>		
4.1	Employment subsidy to employer	211	129	166	166	36	26	22	118	67	95		
19	Employment with special aids and equipment	-	3	3	3	-	-	-	-	1	1		
20	Adaption of premises and equipments	-	2	2	2	-	1	1	-	-	-		
<b>5</b>	<b>Supported employment and rehabilitation</b>	<b>6</b>	<b>30</b>	<b>47</b>	<b>47</b>	<b>1</b>	<b>6</b>	<b>7</b>	<b>3</b>	<b>15</b>	<b>18</b>		
5.1	Working with support person	6	30	47	47	1	6	7	3	15	18		
<b>6</b>	<b>Direct job creation</b>	<b>69</b>	<b>171</b>	<b>171</b>	<b>171</b>	<b>1</b>	<b>4</b>	<b>4</b>	<b>25</b>	<b>55</b>	<b>55</b>		
6	Community placement	69	171	171	171	1	4	4	25	55	55		
<b>7</b>	<b>Start-up incentives</b>	<b>12</b>	<b>140</b>	<b>140</b>	<b>140</b>	<b>1</b>	<b>8</b>	<b>8</b>	<b>9</b>	<b>97</b>	<b>97</b>		
4	Employment subsidy to unemployed to start business	12	140	140	140	1	8	8	9	97	97		
<b>8</b>	<b>Out-of-work income maintenance and support</b>	<b>8,645 s</b>	<b>29,412 s</b>	<b>:</b>	<b>:</b>	<b>1,179 s</b>	<b>3,852 s</b>	<b>:</b>	<b>5,828 s</b>	<b>19,061 s</b>	<b>:</b>		
8.1	[Component] Unemployment benefits - Unemployment insurance benefit	2,846 s	7,917 s	:	:	99 s	255 s	:	1,820 s	5,131 s	:		
7	[Component] Unemployment benefits - State unemployment benefit	5,799 s	17,890 s	:	:	1,080 s	3,269 s	:	4,008 s	11,778 s	:		
8.4	Benefit upon collective termination of employment contracts	-	2,448	-	-	-	196	-	-	1,604	-		
8.5	Benefits upon insolvency of employer	-	1,157	-	-	-	132	-	-	548	-		

### C.4.6 LMP participants by intervention and by type of action, 2007: Estonia

eurostat	Category, intervention number and name	Number of participants											
		Men and women						Women					
		Total		Under 25s		Total		16 Stock		17 Entrants		18 Exits	
16 Stock	17 Entrants	18 Exits	16 Stock	17 Entrants	18 Exits	16 Stock	17 Entrants	18 Exits	16 Stock	17 Entrants	18 Exits	Notes	
9	Early retirement	-	-	-	-	-	-	-	-	-	-	-	
2-7	Total LMP measures (categories 2-7)	1,426 s	9,141	8,957	188 s	1,213	849 s	5,727	5,667	188 s	1,128	5,727	5,667
8-9	Total LMP supports (categories 8-9)	8,645 s	29,412 s	:	1,179 s	3,852 s	5,828 s	19,061 s	:	1,179 s	3,852 s	19,061 s	:

Key : Not available; :n Not significant; - Not applicable or real zero or zero by default; 0 or 0.00 Less than half of the unit used; e Eurostat estimate; s Eurostat estimate; u Unreliable or uncertain data; participant data complete for interventions covering >=80% but <100% of expenditure

1 Entrants - number of people who received some kind of vocational guidance during year.



### C.4.7 LMP participants by intervention and by type of action, 2007: Ireland

eurostat		Category, intervention number and name	Number of participants												Notes	
			Men and women						Women							
			Total			Under 25s			Total			Total				
			16 Stock	17 Entrants	18 Exits	16 Stock	17 Entrants	18 Exits	16 Stock	17 Entrants	18 Exits	16 Stock	17 Entrants	18 Exits		
<b>1</b>	<b>Labour market services</b>															
1.1	15	Job clubs	118	692	587	34	163	128	68	373	311					1
55		Technical Employment Support Grant														2
<b>2</b>	<b>Training</b>		<b>33,155</b>		<b>24,496 u</b>	<b>14,015</b>			<b>19,518</b>		<b>14,365 u</b>					
45		Local Training Initiative	2,523	3,448	2,792	894	1,455	1,139	1,796	2,390	1,980					3
51		Specialist Training Providers	1,921	1,759	1,503	602	540	439	946	851	703					3
2.1	10	Back to education allowance (BTEA)	8,883			2,048			5,212							3
35		VTOS (Vocational training opportunities scheme)	5,403		2,715	798			3,616		1,812					3
38		Bridging Foundation	1,942	6,874	5,480	599	1,934	1,478	1,131	3,915	3,174					3
39		Specific Skills Training	2,857	6,619	5,704	922	2,140	1,862	1,488	3,284	2,905					3
43		Return to Work	388	979	777	28	95	75	334	809	647					3
2.3	34	Youthreach	4,870	1,734	1,737	4,870	1,734	1,737	2,400	828	824					3
40		Traineeship	1,851	2,485	1,998	847	1,092	832	1,277	1,712	1,413					3
41		Foundation/Progression in Community Training Centres	2,517	2,876	1,790	2,407	2,747	1,723	1,318	1,484	907					
<b>3</b>	<b>Job rotation and job sharing</b>		-	-	-	-	-	-	-	-	-					
<b>4</b>	<b>Employment incentives</b>		<b>5,458</b>			<b>360 u</b>			<b>1,785 u</b>							
4.1	4	Back to work allowance	4,305			360			1,785							3
5		PRSI Exemption scheme	943													3
7		Part-time job incentive scheme	210													3
<b>5</b>	<b>Supported employment and rehabilitation</b>		<b>3,040</b>													
5.1	52	Supported Employment Programme	2,200													3
60		Wage subsidy scheme	840	243	108	202	61	32	250	78	20					3
<b>6</b>	<b>Direct job creation</b>		<b>23,721</b>	<b>32,432</b>	<b>32,143</b>	<b>477</b>	<b>858</b>	<b>851</b>	<b>13,176</b>	<b>18,835</b>	<b>18,676</b>					
23		Community employment scheme	22,292	30,858	30,447	477	858	851	12,498	18,064	17,848					3
37		Job Initiative	1,429	1,574	1,696	-	-	-	678	771	828					3
<b>7</b>	<b>Start-up incentives</b>		<b>4,828</b>			<b>101</b>			<b>1,321</b>							
3		Back to work enterprise allowance (BWEA)	4,828			101			1,321							3

### C.4.7 LMP participants by intervention and by type of action, 2007: Ireland

eurostat	Category, intervention number and name	Number of participants											
		Men and women						Women					
		Total		Under 25s		Total		Total		18 Exits		Notes	
		16 Stock	17 Entrants	16 Stock	17 Entrants	16 Stock	17 Entrants	16 Stock	17 Entrants	18 Exits	18 Exits		
<b>8</b>	<b>Out-of-work income maintenance and support</b>	<b>152,917</b>	<b>315,243</b>	<b>32,351</b>	<b>77,894 u</b>	<b>57,374</b>	<b>127,042 u</b>						
8.1	Unemployment benefit	65,154	169,182	8,943	32,312	32,676	80,519						
2	Unemployment assistance	87,763	113,993	23,408	45,582	24,698	36,696						
8.4	Redundancy Payments	-	25,459	-	-	-	9,827						
8.5	Insolvency Payments	-	6,609	-	-	-	-						
<b>9</b>	<b>Early retirement</b>	<b>10,871</b>				<b>2,472</b>							
9.2	Pre-retirement allowance	10,871				2,472							3
<b>2-7</b>	<b>Total LMP measures (categories 2-7)</b>	<b>70,202</b>		<b>15,155 u</b>		<b>36,050 u</b>						<b>33,061 u</b>	
<b>8-9</b>	<b>Total LMP supports (categories 8-9)</b>	<b>163,788</b>	<b>315,243 u</b>	<b>32,351</b>	<b>77,894 u</b>	<b>59,846</b>	<b>127,042 u</b>						

Key : Not available; :n Not significant; - Not applicable or real zero or zero by default; 0 or 0.00 Less than half of the unit used; e Estimated value; s Eurostat estimate; u Unreliable or uncertain data; participant data complete for interventions covering >=80% but <100% of expenditure

1 This measure is a combination of FÁS and LES funded Jobs Clubs.

2 High Support Process (HSP) changed its name to Technical Employment Support Grant (TESSG) in 2007 when it was paired with a new grant subsidy called Customised Training Fund.

3 Stock: end-year figure.

**C.4.8 LMP participants by intervention and by type of action, 2007: Greece (2006 data)**

eurostat	Category, intervention number and name	Number of participants												Notes
		Men and women						Women						
		Total			Under 25s			Total			Under 25s			
		16 Stock	17 Entrants	18 Exits	16 Stock	17 Entrants	18 Exits	16 Stock	17 Entrants	18 Exits	16 Stock	17 Entrants	18 Exits	
<b>1</b>	<b>Labour market services</b>	<b>1,073 e</b>	<b>1,127 e</b>	<b>1,907 e</b>	<b>360 e</b>	<b>378 e</b>	<b>511 e</b>	<b>793 e</b>	<b>833 e</b>	<b>1,270 e</b>				
1.1	Counselling - Vocational guidance	1,073 e	1,127 e	1,907 e	360 e	378 e	511 e	793 e	833 e	1,270 e				1
<b>2</b>	<b>Training</b>	<b>:</b>	<b>23,170 e</b>	<b>:</b>	<b>:</b>	<b>:</b>	<b>:</b>	<b>:</b>	<b>17,306 e</b>	<b>:</b>				
2.1	Subsidisation of Vocational Training S.A. for the implementation of special training actions in the region of Western Macedonia	157 e	943 e	986 e	39 e	234 e	247 e	137 e	820 e	863 e				1
89	Subsidies for the implementation of special training actions in the region of Central Macedonia	1,058 e	1,060 e	- e	323 e	323 e	- e	850 e	852 e	- e				1
95	Vocational training of the unemployed, employed and self-employed in certified centres in the South Aegean region	:	1,274 e	652 e	:	444 e	233 e	:	991 e	403 e				1
2.2	[Component] Subsidy programme for new professionals, new jobs and stage (O.R.P) - Stage (workplace training)	833 e	1,264 e	58 e	242 e	356 e	9 e	595 e	904 e	43 e				1
83	[Component] Subsidy programme for new professionals, new jobs and stage (Women) - Stage (workplace training)	59 e	82 e	37 e	3 e	4 e	1 e	59 e	82 e	37 e				1
99	[Component] Subsidy programme for new professionals, new jobs and stage (O.R.P) for unemployed women - Stage (workplace training)	49 e	149 e	61 e	6 e	18 e	7 e	49 e	149 e	61 e				1,2
100	[Component] Subsidy programme for employment (New Jobs and Stage) (Integrated Interventions) - Stage (workplace training)	2,619 e	3,018 e	1,122 e	760 e	852 e	297 e	1,677 e	1,966 e	759 e				1,2
2.3	Continuous vocational training programs for the unemployed (Ministry of Labour - KEK)	7,549 e	9,436 e	:	5,405 e	6,755 e	:	5,960 e	7,449 e	:				1,2
70	Training on environmental protection and management	2,097 e	2,621 e	2,621 e	:	:	:	1,531 e	1,913 e	1,913 e				1
76	Integrated interventions for disadvantaged groups (Greek Muslims and ROMA)	325 e	406 e	406 e	:	:	:	178 e	223 e	223 e				1
77	Integrated interventions for disadvantaged groups (Repatriates)	571 e	761 e	761 e	:	:	:	485 e	648 e	648 e				1
97	Training in construction in accredited vocational centres for the unemployed	1,617 e	2,156 e	:	:	:	:	982 e	1,309 e	:				1,2
<b>3</b>	<b>Job rotation and job sharing</b>	<b>-</b>	<b>-</b>	<b>-</b>	<b>-</b>	<b>-</b>	<b>-</b>	<b>-</b>	<b>-</b>	<b>-</b>				

**C.4.8 LMP participants by intervention and by type of action, 2007: Greece (2006 data)**

eurostat	Category, intervention number and name	Number of participants												Notes
		Men and women						Women						
		Total			Under 25s			Total			Total			
		16 Stock	17 Entrants	18 Exits	16 Stock	17 Entrants	18 Exits	16 Stock	17 Entrants	18 Exits	16 Stock	17 Entrants	18 Exits	
<b>4</b>	<b>Employment incentives</b>	<b>13,182 e</b>	<b>19,471 e</b>	<b>5,057 e</b>	<b>4,131 e</b>	<b>5,968 e</b>	<b>1,611 e</b>	<b>8,683 e</b>	<b>13,029 e</b>	<b>3,418 e</b>				
4.1	9 Programme New Jobs for the unemployed (OAED)	2,294 e	3,211 e	1,156 e	751 e	1,062 e	513 e	1,319 e	1,869 e	599 e				1
51	Stage programme for the promotion of Employment to the Information Society	296 e	988 e	627 e	116 e	395 e	264 e	233 e	778 e	523 e				1
60	Programme for the subsidised employment of special social groups	657 e	954 e	239 e	123 e	173 e	39 e	345 e	547 e	171 e				1
63	Programme New Jobs for the unemployed (L.A.E.K.) in 13 prefectures	397 e	450 e	20 e	153 e	174 e	8 e	283 e	322 e	15 e				1
66	Programme new jobs for the unemployed aged 18-30 years old	2,610 e	3,021 e	194 e	1,011 e	1,170 e	75 e	1,955 e	2,259 e	141 e				1
82	[Component] Subsidy programme for new professionals, new jobs and stage (O.R.P) - New jobs	702 e	874 e	49 e	204 e	246 e	7 e	501 e	625 e	36 e				1
83	[Component] Subsidy programme for new professionals, new jobs and stage (Women) - New jobs	52 e	59 e	31 e	3 e	3 e	1 e	52 e	59 e	31 e				1
99	[Component] Subsidy programme for new professionals, new jobs and stage (O.R.P) for unemployed women - New jobs	118 e	322 e	146 e	14 e	38 e	17 e	118 e	322 e	146 e				1,2
100	[Component] Subsidy programme for employment (New Jobs and Stage) (Integrated Interventions) - New jobs	6,056 e	9,592 e	2,595 e	1,756 e	2,707 e	687 e	3,877 e	6,248 e	1,756 e				1,2
<b>5</b>	<b>Supported employment and rehabilitation</b>	-	-	-	-	-	-	-	-	-				
<b>6</b>	<b>Direct job creation</b>	:	<b>187 e</b>	:	:	:	:	:	<b>130 e</b>	:				
96	Employment promotion actions with the active participation of Non Governmental Organisations (for the unemployed) - First Cycle	:	187 e	:	:	:	:	:	130 e	:				1

### C.4.8 LMP participants by intervention and by type of action, 2007: Greece (2006 data)

eurostat	Category, intervention number and name	Number of participants												Notes
		Men and women						Women						
		Total			Under 25s			Total			Total			
		16 Stock	17 Entrants	18 Exits	16 Stock	17 Entrants	18 Exits	16 Stock	17 Entrants	18 Exits	16 Stock	17 Entrants	18 Exits	
<b>7</b>	<b>Start-up incentives</b>	<b>4,243 e</b>	<b>4,292 e</b>	<b>729 e</b>	<b>889 e</b>	<b>843 e</b>	<b>138 e</b>	<b>2,596 e</b>	<b>2,594 e</b>	<b>539 e</b>				
82	[Component] Subsidy programme for new professionals, new jobs and stage (O.R.P) - New professionals	923 e	708 e	63 e	268 e	199 e	9 e	659 e	506 e	46 e				1
83	[Component] Subsidy programme for new professionals, new jobs and stage (Women) - New professionals	97 e	68 e	58 e	5 e	3 e	2 e	97 e	68 e	58 e				1
98	Subsidy programme for new freelance professionals (Year 2006)	2,325 e	2,655 e	123 e	377 e	432 e	21 e	1,220 e	1,386 e	57 e				1,2
99	[Component] Subsidy programme for new professionals, new jobs and stage (O.R.P) for unemployed women - New professionals	126 e	209 e	154 e	15 e	25 e	18 e	126 e	209 e	154 e				1,2
100	[Component] Subsidy programme for employment (New Jobs and Stage) (Integrated Interventions) - Freelance professionals	772 e	652 e	331 e	224 e	184 e	88 e	494 e	425 e	224 e				1,2
<b>8</b>	<b>Out-of-work income maintenance and support</b>	<b>:</b>	<b>448,911 e</b>	<b>:</b>	<b>:</b>	<b>:</b>	<b>:</b>	<b>:</b>	<b>:</b>	<b>:</b>	<b>:</b>	<b>:</b>	<b>:</b>	<b>:</b>
8.1	Unemployment benefit	:	282,838 e	:	:	:	:	:	:	:	:	:	:	1
23	Special unemployment assistance for those exceeding the unemployment benefit period	:	12,667 e	:	:	:	:	:	:	:	:	:	:	1
24	Special assistance following a trimester of registered unemployment	:	4,571 e	:	:	:	:	:	:	:	:	:	:	1
27	National system of protection from unemployment - ESPA (benefit for young unemployed)	:	1,877 e	:	:	:	:	:	:	:	:	:	:	1
28	Special assistance for ex offenders	:	2,565 e	:	:	:	:	:	:	:	:	:	:	1
29	Special assistance for former political refugees and repatriated	:	96 e	:	:	:	:	:	:	:	:	:	:	1
71	Assistance for long term unemployed	:	1,379 e	:	:	:	:	:	:	:	:	:	:	1
8.2	Special seasonal assistance	:	142,918 e	:	:	:	:	:	:	:	:	:	:	1
<b>9</b>	<b>Early retirement</b>	<b>-</b>	<b>-</b>	<b>-</b>	<b>-</b>	<b>-</b>	<b>-</b>	<b>-</b>	<b>-</b>	<b>-</b>	<b>-</b>	<b>-</b>	<b>-</b>	
<b>2-7</b>	<b>Total LMP measures (categories 2-7)</b>	<b>:</b>	<b>47,120 e</b>	<b>:</b>	<b>:</b>	<b>:</b>	<b>:</b>	<b>:</b>	<b>:</b>	<b>:</b>	<b>:</b>	<b>:</b>	<b>:</b>	<b>:</b>
<b>8-9</b>	<b>Total LMP supports (categories 8-9)</b>	<b>:</b>	<b>448,911 e</b>	<b>:</b>	<b>:</b>	<b>:</b>	<b>:</b>	<b>:</b>	<b>:</b>	<b>:</b>	<b>:</b>	<b>:</b>	<b>:</b>	<b>33,059 e</b>

Key : Not available; :n Not significant; - Not applicable or real zero or zero by default; 0 or 0.00 Less than half of the unit used; e Eurostat estimate; s Unreliable or uncertain data; participant data complete for interventions covering >=80% but <100% of expenditure

1 Data refer to 2006.

2 Stock: end-year figure.

### C.4.9 LMP participants by intervention and by type of action, 2007: Spain

eurostat		Category, intervention number and name	Number of participants											
			Men and women						Women					
			Total			Under 25s			Total			Notes		
			16 Stock	17 Entrants	18 Exits	16 Stock	17 Entrants	18 Exits	16 Stock	17 Entrants	18 Exits	16 Stock	17 Entrants	18 Exits
<b>1</b>	<b>Labour market services</b>	<b>1,522</b>	<b>20,565</b>	<b>16,993</b>	<b>237 s</b>	<b>3,798</b>	<b>2,316</b>	<b>1,078</b>	<b>14,906</b>	<b>12,020</b>				
1.1	Experimental programmes for vocational integration	1,484	15,725	15,725	203 s	2,146	2,091	1,066	11,297	11,220				
67	Experimental programmes for vocational integration (measure ES-60 regions)	38	4,840	1,268	34	1,652	225	12	3,609	800				
<b>2</b>	<b>Training</b>	<b>227,733 u</b>	<b>576,360 u</b>	<b>691,441 u</b>	<b>106,649 u</b>	<b>227,831 u</b>	<b>146,924 u</b>	<b>116,397 u</b>	<b>316,617 u</b>	<b>329,354 u</b>				
2.1	National plan for vocational training and integration (Plan FIP)	86,520	262,183	343,701	24,345	73,774	102,436	51,427	155,838	205,187				
35	National plan for vocational training and integration (Plan FIP, measure ES-8-regions)	35,715	151,242	34,454	8,418	43,961	7,160	20,420	91,217	20,093				
2.2	Training at the workplace (employment and training - E.T, C.O and T.E.)	34,101	34,181	36,626	17,219	15,992	19,511	17,413	18,017	18,256				
10	Vocational training in sectors at risk of job losses	:	:	261,469	:	:	15,336	:	:	77,755				
14	Incentives for training contracts	67,846	109,407	:	56,423 s	90,987	:	25,717 s	41,471	:				
62	Vocational training in sectors at risk of job losses (measure ES-10 regions)	3,390	15,127	11,104	149	1,511	963	1,316	7,466	5,547				
63	Incentives for training contracts (measure ES-14 regions)	133	133	:	88	88	:	92	92	:				
2.4	Training at the workplace (employment and training - E.T, C.O and T.E.) (measure ES-9-regions)	28	4,087	4,087	7	1,518	1,518	12	2,516	2,516				
<b>3</b>	<b>Job rotation and job sharing</b>	<b>79,449</b>	<b>74,919</b>	<b>:</b>	<b>22,935 s</b>	<b>21,618</b>	<b>:</b>	<b>66,817 s</b>	<b>63,089</b>	<b>:</b>				
3.1	Job rotation: temporary work contracts	79,376	74,295	:	22,920 s	21,453	:	66,745 s	62,473	:				
41	Job rotation: temporary work contracts (measure ES-17-regions)	73	624	:	15	165	:	72	616	:				

### C.4.9 LMP participants by intervention and by type of action, 2007: Spain

eurostat	Category, intervention number and name	Number of participants												Notes
		Men and women						Women						
		Total		Under 25s		Total		Under 25s		Total		Under 25s		
		16 Stock	17 Entrants	18 Exits	16 Stock	17 Entrants	18 Exits	16 Stock	17 Entrants	18 Exits	16 Stock	17 Entrants	18 Exits	
<b>4</b>	<b>Employment incentives</b>	<b>3,538,103</b>	<b>1,338,233</b>	:	:	:	:	:	:	:	:	:	:	
4.1	Incentives for open ended employment contracts	2,779,255	553,245	553,245	777,354 s	154,742	154,742	154,742	1,542,934 s	307,140	307,140	307,140		
16	Incentives for temporary contracts	69,877	38,817	:	7,699 s	4,277	:	:	28,516 s	15,841	:	:		
29	Support for domestic migration	:	:	:	:	:	:	:	:	:	:	:		
36	Incentives for open ended employment contracts (measure ES-11-regions)	4,170	52,857	37,963	1,014	11,241	7,237	2,932	33,841	25,328				
37	Open ended employment contracts for persons aged over 45 (measure ES-12-regions)	:	:	:	-	-	-	-	:	:	:	:	1	
38	Open ended employment contracts for the disabled (measure ES-13-regions)	:	:	:	:	:	:	:	:	:	:	:	1	
39	Conversion of apprenticeship, training and substitution contracts into permanent contracts (measure ES-15-regions)	:	:	:	:	:	:	:	:	:	:	:	1	
40	Incentives for temporary contracts (measure ES-16-regions)	90	6,425	3,425	41	2,064	493	55	2,872	1,506				
4.2	Employment support	676,277	676,277	:	:	:	:	:	:	:	:	:		
66	Employment support (measure ES-59 regions)	8,434	10,612	:	2,130	2,637	:	3,583	4,611	:				
<b>5</b>	<b>Supported employment and rehabilitation</b>	<b>49,982</b>	<b>35,514</b>	<b>30,324</b>	<b>5,874</b>	<b>4,592</b>	<b>3,697</b>	<b>21,904</b>	<b>15,625</b>	<b>13,691</b>				
5.1	Support for employment in special employment centres and ordinary enterprises	48,634	28,438	26,219	5,636	3,296	2,865	21,331	12,473	11,738				
34	Support for employment in special employment centres and ordinary enterprises (measure ES-3-regions)	1,348	7,076	4,105	238	1,296	832	573	3,152	1,953				
<b>6</b>	<b>Direct job creation</b>	<b>:</b>	<b>223,389</b>	<b>221,805</b>	<b>:</b>	<b>19,286</b>	<b>18,116</b>	<b>:</b>	<b>134,495</b>	<b>132,990</b>				
18	Direct job creation	:	220,290	220,290	:	18,959	17,929	:	132,910	132,253			2	
19	Promotion of agricultural employment in Andaluca, Extremadura and under-developed rural areas	-	-	-	-	-	-	-	-	-			2	
42	Direct job creation (measure ES-18-regions)	1,528	3,099	1,515	221	327	187	745	1,585	737				
52	Promotion of agricultural employment in under-developed rural areas (measure ES-19-regions)	:	:	:	:	:	:	:	:	:			1	

### C.4.9 LMP participants by intervention and by type of action, 2007: Spain

eurostat	Category, intervention number and name	Number of participants												Notes	
		Men and women						Women							
		Total			Under 25s			Total			Total				
		16 Stock	17 Entrants	18 Exits	16 Stock	17 Entrants	18 Exits	16 Stock	17 Entrants	18 Exits	16 Stock	17 Entrants	18 Exits		
<b>7</b>	<b>Start-up incentives</b>	<b>258,938 u</b>	:	:	:	:	:	:	:	:	:	:	:	:	
20	Capitalisation of unemployment benefits	154,473	:	:	:	10,764	:	:	:	:	:	33,221	:	:	
21	Promotion of self-employment	:	18,202	14,973	:	:	1,341	1,152	:	:	7,824	5,604	:	3	
22	Financial aid for the integration of returning emigrants	21 e	:	:	1 e	:	:	:	:	:	7 e	:	:	4	
23	Promotion of employment in co-operatives (job creation and maintenance)	:	3,459	3,459	:	456	456	456	:	1,524	1,524	:			
24	Promotion of local employment initiatives	-	-	-	-	-	-	-	-	-	-	-	-	3	
25	Reduction of social contributions to promote self-employment and social enterprises	99,111	4,694	:	:	:	:	:	:	:	:	:	:		
43	Promotion of self-employment (measure ES-21-regions)	5,275	96,299	19,099	726	17,256	3,630	3,630	3,242	54,369	11,462	321			
44	Promotion of employment in co-operatives (job creation and maintenance) (measure ES-23-regions)	58	742	680	4	95	92	92	25	342	321				
45	Promotion of local employment initiatives (measure ES-24-regions)	-	-	-	-	-	-	-	-	-	-	-	-	3	
46	Reduction of social contributions to promote self-employment and social enterprises (measure ES-25-regions)	:	33	33	:	9	9	9	:	23	23				
<b>8</b>	<b>Out-of-work income maintenance and support</b>	<b>1,421,432 u</b>	<b>4,281,142 e</b>	<b>4,134,398 u</b>	<b>91,481 u</b>	<b>415,422 u</b>	<b>409,143 u</b>	<b>763,693 u</b>	<b>2,155,198 u</b>	<b>2,099,529 u</b>					
8.1	Contributory unemployment benefit	778,365	2,874,571	2,814,827	65,955	320,536	315,555	368,968	1,325,073	1,299,634					
6	Unemployment assistance	400,483	904,892	878,310	22,144	86,586	84,109	233,317	578,414	554,748					
7	Assistance for unemployed casual agricultural workers (Agrarian income)	175,190	229,930	239,603	1,849	2,287	3,936	109,645	148,468	153,405					
32	Active jobseeker's back-to-work allowance	65,600	100,622	86,368	1,489	3,451	2,990	51,113	78,357	67,007				5	
64	Active jobseeker's back-to-work allowance (measure ES-32 regions)	:	3,504 e	3,504 e	:	247 e	247 e	:	2,242 e	2,242 e					
8.2	Partial unemployment benefits (contributory)	1,794	111,874	111,786	44	2,315	2,306	650	22,644	22,493					
8.5	Bankruptcy compensation	-	55,749	:	-	:	:	-	-	-					



### C.4.9 LMP participants by intervention and by type of action, 2007: Spain

eurostat	Category, intervention number and name	Number of participants											
		Men and women						Women					
		Total		Under 25s		18 Exits		Total		17 Entrants		18 Exits	
16 Stock	17 Entrants	16 Stock	17 Entrants	18 Exits	18 Exits	16 Stock	17 Entrants	18 Exits	16 Stock	17 Entrants	18 Exits	Notes	
<b>9</b>	<b>Early retirement</b>	:	<b>39,748</b>	:	:	<b>6,008</b>	:	:	:	:	<b>11,950</b>	:	
9.1	26 Early retirement with substitution by another worker	:	1,978	:	-	-	:	-	:	-	728	:	
	27 Replacement contracts	:	34,618	:	:	5,920	:	:	:	10,868	:	:	
	47 Early retirement with substitution by another worker (measure ES-26-regions)	:	53	:	47	14	:	10	:	33	:	31	
9.2	53 Replacement contracts (measure ES-27-regions)	60	701	161	8	74	38			10	225	148	
	2 Early retirement allowance	2,398	2,398	2,398	-	-	-	-	-	96	96	96	
	33 Early retirement allowance (measure ES-2-regions)	:	:	:	:	:	:	:	:	:	:	:	1
<b>2-7</b>	<b>Total LMP measures (categories 2-7)</b>	<b>4,155,733 u</b>	<b>2,371,844 u</b>	:	:	:	:	:	:	:	:	:	
<b>8-9</b>	<b>Total LMP supports (categories 8-9)</b>	<b>1,423,890 u</b>	<b>4,320,890 e</b>	<b>4,137,004 u</b>	<b>91,489 u</b>	<b>421,430 u</b>	<b>409,191 u</b>	<b>763,799 u</b>	<b>2,167,148 u</b>	<b>2,099,804 u</b>			

Key : Not available; :n Not significant; - Not applicable or real zero or zero by default; 0 or 0.00 Less than half of the unit used; e Estimated value; s Eurostat estimate; u Unreliable or uncertain data; participant data complete for interventions covering >=80% but <100% of expenditure

1 Detailed data on the Autonomous Communities are not available, but they are estimated to represent a small share of the total in each LMP category.

2 ES-18 includes participants of ES-19.

3 ES-21 includes participants of ES-24 and ES-45.

4 Data refer to 2006.

5 Data refer to 2006 (and covers only Cataluña).

**C.4.10 LMP participants by intervention and by type of action, 2007: France**

eurostat	Category, intervention number and name	Men and women										Number of participants						
		Total					Men and women					Women						
		17 Entrants		18 Exits		16 Stock	17 Entrants		18 Exits		16 Stock	17 Entrants		18 Exits				
		17 Entrants	18 Exits	17 Entrants	18 Exits		17 Entrants	18 Exits	17 Entrants	18 Exits								
<b>1</b>	<b>Labour market services</b>	<b>2,165,211 u</b>	<b>2,790,835 e</b>	<b>:</b>	<b>602,257 u</b>	<b>938,907 u</b>	<b>:</b>	<b>1,180,516 u</b>	<b>1,410,810 e</b>	<b>:</b>								
1.1	Retraining units		12,492 e	12,492 e		431 e	431 e		5,424 e	5,424 e								
53	Personalised services of ANPE	-	965,000		-												1	
54	Job search workshops (ANPE)	-	1,598,000		-												1	
55	Appraisal services of ANPE	-	436,000		-												1	
56	Support services of ANPE	-	33,000		-												1	
57	Guidance and monitoring services of AFPA	-	420,418		-	115,282			155,231									
79	Individual guidance for young people (CIVIS)	249,500	174,100	153,500	246,400	169,500	148,600	139,200	97,600	83,300								
84	[Component] Personal retraining agreement (CRP) - Individual retraining services	23,804	46,364	48,922	1,238	2,999	2,641	12,400	23,422	24,069							2,3	
86	Privately operated placement services for benefit recipients		39,363						19,918								1	
93	Accelerated search process (PPAE 1)	20,482	114,594		7,538 e	41,618		7,857	43,881									
94	Active search process (PPAE 2)	1,173,891	1,452,982		225,189 e	432,850		655,808	766,716									
95	Accompanied search process (PPAE 3)	607,762	504,821		115,570 e	169,488		334,341	278,845									
96	Process for new company creators (PPAE-CE)	89,772	65,064		6,322 e	6,739		30,910	19,773									
1.A	Adjustment for double counting, category 1	-	-3,071,363		-			-									4	
<b>2</b>	<b>Training</b>	<b>570,602 e</b>	<b>830,080 e</b>	<b>816,767 u</b>	<b>388,941 u</b>	<b>432,458 u</b>	<b>:</b>	<b>:</b>	<b>:</b>	<b>:</b>								
18	Training allowance - public system																	5
63	Back-to-work support - training allowance (AREF)	89,358	19,652	69,065	24,710	7,008	20,081	52,878	11,438	35,331							6,7	
64	Training support (PARE)	31,963	64,405	76,968														8
84	[Component] Personal retraining agreement (CRP) - Special retraining allowance	23,804	46,364	48,922	1,238	2,999	2,641	12,400	23,422	24,069							2,3	
2.1	Courses offered by the Association for Adult Vocational Training (AFPA)	28,828	99,490	105,979	7,883	35,469	41,547	9,485	37,783	40,750							3	
11	Courses for specific groups (IRILL)	3,375 e	38,300 e			11,445 e			18,287 e									
70	Training agreements (PARE)	10,847	32,584	34,265	1,950	5,859	6,161	4,893	14,699	15,457								
85	Training courses organised by the regions	193,789 e	356,186 e	403,828 e	77,117 e	161,948 e	189,212 e		202,898 e									9
2.2	FNE conventions on training and retraining	545 e	1,747															
2.3	Training actions prior to recruitment (AFPE/PARE)	4,292	27,015	26,314	753	4,738	4,616	1,704	10,722	10,444								
88	Actions prior to recruitment (APR)	2,458 e	15,736															
2.4	Exemptions and subsidies for recruitment of apprentices	302,664 e	212,658 e	197,459 e	300,000 e	210,000 e												
2.A	Adjustment for double counting, category 2	-121,321	-84,057	-146,033	-24,710	-7,008	-20,081	-52,878	-11,438	-35,331								

**C.4.10 LMP participants by intervention and by type of action, 2007: France**

eurostat	Category, intervention number and name	Number of participants														Notes		
		Men and women							Women									
		Total			Under 25s				Total			Under 25s						
		16 Stock	17 Entrants	18 Exits	16 Stock	17 Entrants	18 Exits	16 Stock	17 Entrants	18 Exits	16 Stock	17 Entrants	18 Exits	16 Stock	17 Entrants		18 Exits	
<b>3</b>	<b>Job rotation and job sharing</b>	-	-	-	-	-	-	-	-	-	-	-	-	-	-	-	-	
<b>4</b>	<b>Employment incentives</b>	<b>525,030 u</b>	<b>588,182 u</b>	:	:	:	:	:	:	:	:	:	:	:	:	:	:	
4.1	26 Employment-initiative contract (CIE)	56,940 e	-	56,940 e	3,933 e	-	3,933 e	-	3,933 e	-	3,933 e	-	3,933 e	-	3,933 e	-	24,478 e	
	32 Degressive temporary allowance	6,796 e	3,927	3,783 e	97 e	56	97 e	56	3,783 e	1,028	1,779 e	1,028	1,779 e	1,028	1,779 e	1,028	1,028	
	36 Economic integration enterprises	11,851 e	20,253	14,828	1,945 e	3,324	1,945 e	3,324	14,828	4,451 e	7,606	4,451 e	7,606	4,451 e	7,606	4,451 e	7,606	
	37 Intermediary associations	46,473 e	:	:	:	:	:	:	:	:	:	:	:	:	:	:	:	:
	49 Aid granted by the Association for the vocational integration of the disabled (AGEFIPH)	:	189,767 e	:	:	:	:	:	:	:	:	:	:	:	:	:	:	:
	61 Enterprises providing temporary work for integration purposes	4,063	25,471	18,163	1,273	7,980	1,273	7,980	18,163	1,147	7,188	1,147	7,188	1,147	7,188	1,147	7,188	
	65 Degressive support to employer (PARE)	8,431	6,005	5,904 e	150	58	150	58	5,904 e	2,669	2,098	2,669	2,098	2,669	2,098	2,669	2,098	
	66 Mobility support (PARE)	-	13,180	:	-	:	-	:	:	-	:	-	:	-	:	-	:	:
	67 Youth-in-business contract	127,811	94,370	75,654	123,257	88,336	123,257	88,336	75,654	36,406	29,275	36,406	29,275	36,406	29,275	36,406	29,275	
	76 Professionalisation contract	182,972 e	168,534	133,702	148,441 e	136,728	148,441 e	136,728	133,702	87,500 e	80,596	87,500 e	80,596	87,500 e	80,596	87,500 e	80,596	
	80 Minimum-earned-income integration contract (CI-RMA)	22,768	29,389	22,712 e	290 e	460 e	290 e	460 e	22,712 e	743 e	10,183 e	743 e	10,183 e	743 e	10,183 e	743 e	10,183 e	
	81 Employment-initiative contract (CIE-PCS)	56,919	37,058	92,198	3,926	2,577	3,926	2,577	92,198	26,605	16,564	26,605	16,564	26,605	16,564	26,605	16,564	
	98 Financial support and back-to-work grants	:	n	:	n	n	:	n	:	n	n	:	n	:	n	:	n	
	33 Retraining leave	6 e	228	:	6 e	228	:	6 e	228	:	6 e	228	:	6 e	228	:	6 e	
<b>5</b>	<b>Supported employment and rehabilitation</b>	<b>139,662 e</b>	:	:	:	:	:	:	:	:	:	:	:	:	:	:	:	
5.1	91 Supported contracts for disabled (ESAT)	112,811 e	:	:	:	:	:	:	:	:	:	:	:	:	:	:	:	
	92 Adapted firms	26,851 e	:	:	:	:	:	:	:	:	:	:	:	:	:	:	:	
<b>6</b>	<b>Direct job creation</b>	<b>358,864</b>	<b>375,534</b>	<b>331,049</b>	<b>67,657 e</b>	<b>89,528</b>	<b>67,657 e</b>	<b>89,528</b>	<b>331,049</b>	<b>233,571 e</b>	<b>230,648</b>	<b>233,571 e</b>	<b>230,648</b>	<b>233,571 e</b>	<b>230,648</b>	<b>233,571 e</b>	<b>230,648</b>	
	40 Consolidated employment contract (CEC)	27,406	1,523	27,715	1,135 e	59	1,135 e	59	27,715	15,737 e	873	15,737 e	873	15,737 e	873	15,737 e	873	
	46 Youth employment contract	17,266	1,994	22,660	9,048	789	9,048	789	22,660	10,182	1,471	10,182	1,471	10,182	1,471	10,182	1,471	
	82 Contract for the future (CAV)	132,008	113,084	51,318	4,805	5,304	4,805	5,304	51,318	78,848	60,930	78,848	60,930	78,848	60,930	78,848	60,930	
	83 Employment assistance contract (CAE)	182,184	258,933	229,356	52,669	83,376	52,669	83,376	229,356	128,804	167,374	128,804	167,374	128,804	167,374	128,804	167,374	
<b>7</b>	<b>Start-up incentives</b>	<b>101,917 e</b>	<b>110,787 e</b>	:	:	:	:	:	:	:	:	:	:	:	:	:	:	
	38bis Consultancy cheque-book for business creation	-	-	-	-	-	-	-	-	-	-	-	-	-	-	-	-	
	38 Aid for the unemployed setting-up or rescuing a company	101,917 e	110,787 e	:	:	:	:	:	:	:	:	:	:	:	:	:	:	
	59 Support for new business development	10,237 e	6,940 e	:	2,027 e	1,374 e	2,027 e	1,374 e	6,940 e	-2,027 e	-1,374 e	-2,027 e	-1,374 e	-2,027 e	-1,374 e	-2,027 e	-1,374 e	
	77 Adjustment for double counting, category 7	-10,237 e	-6,940 e	:	-2,027 e	-1,374 e	-2,027 e	-1,374 e	-6,940 e	154,356	154,356	154,356	154,356	154,356	154,356	154,356	154,356	

### C.4.10 LMP participants by intervention and by type of action, 2007: France

eurostat	Category, intervention number and name	Men and women										Number of participants		
		Total					Men and women					Women		
		17 Entrants		18 Exits		16 Stock	17 Entrants		18 Exits		16 Stock	17 Entrants		18 Exits
		Under 25s	25+	Under 25s	25+		Under 25s	25+						
<b>8</b>	<b>Out-of-work income maintenance and support</b>	<b>2,199,603 e</b>	<b>2,007,975 u</b>	<b>2,245,836 u</b>	<b>251,824 u</b>	<b>420,500 u</b>	<b>371,363 u</b>	<b>1,091,992 u</b>	<b>976,174 u</b>	<b>1,099,613 u</b>				
8.1	1 Back-to-work support allowance (Unemployment insurance system)	1,779,395	1,817,733	2,011,567	246,329	411,337	361,694	895,194	891,032	994,255			7	
2	Integration allowance (Solidarity scheme)	7,979	188	16,920	2,360	68	5,281	2,018	44	4,097			7,18	
3	Specific solidarity allowance (Solidarity scheme)	335,979	134,522	182,784	270	595	351	155,749	62,462	87,558			7	
72	Pension equivalent allowance (Solidarity scheme)	62,904	28,684	20,202	-	-	-	36,366	15,880	9,839			7	
89	Temporary delay allowance (ATA)	9,946	26,848	14,363	2,865	8,500	4,037	2,665	6,756	3,864			7,19	
8.2	4 Partial unemployment	3,400 e	:	:	:	:	:	:	:	:			:	
<b>9</b>	<b>Early retirement</b>	<b>74,814</b>	<b>3,573</b>	<b>:</b>	<b>-</b>	<b>-</b>	<b>-</b>	<b>20,467</b>	<b>1,278</b>	<b>:</b>				
9.1	8 Job-substitution allowance	377	-	249	-	-	-	377	-	249			7,15	
34	Phased early retirement	16,771	-	9,339	-	-	-	7,778	-	4,015			7,15	
9.2	6 FNE special redundancy allowance	15,230	3,363	4,599	-	-	-	5,197	1,219	1,553			7	
62	Early retirement for special groups of employees (CATS)	42,436	210	:	-	-	-	7,115	59	:			7	
<b>2-7</b>	<b>Total LMP measures (categories 2-7)</b>	<b>1,696,075 u</b>	<b>1,904,583 u</b>	<b>1,571,700 u</b>	<b>739,909 u</b>	<b>761,505 u</b>	<b>371,363 u</b>	<b>1,112,459 u</b>	<b>977,452 u</b>	<b>1,105,430 u</b>				
<b>8-9</b>	<b>Total LMP supports (categories 8-9)</b>	<b>2,274,417 e</b>	<b>2,011,548 u</b>	<b>2,260,023 u</b>	<b>251,824 u</b>	<b>420,500 u</b>	<b>371,363 u</b>	<b>1,112,459 u</b>	<b>977,452 u</b>	<b>1,105,430 u</b>				

Key : Not available; :n Not significant; - Not applicable or real zero or zero by default; 0 or 0.00 Less than half of the unit used; e Estimated value; s Eurostat estimate; u Unreliable or uncertain data; participant data complete for interventions covering >=80% but <100% of expenditure

1 Participants are already counted under FR-93 to FR-96.

2 Participants counted in categories 1 and 2 are the same persons who benefit from guidance and follow-up services during their (re)training.

3 Stock: end-year figure.

4 Participant data for FR-53 to FR-56 and FR-86 are already included under new interventions FR-93 to FR-96.

5 Beneficiaries of training allowances are already counted in interventions FR-10, FR-11 and FR-85.

6 Beneficiaries of training allowances are already counted in other training measures (FR-64, 70, 71 as well as FR-10, FR-11 and FR-85).

7 Stock: average of two year-end figures.

8 All beneficiaries would be double-counted with participants in other training measures (FR-70, FR-71).

9 This intervention regroups training courses organised by the Regions (previously presented in FR-9 and FR-13).

10 Intervention coming to an end (replaced by FR-81).

11 Most of the participants are already included under other interventions in categories 4, 6, 7 or 8.

12 New intervention replacing FR-47 (CAT).

13 Stock: other one-off observation.

14 New intervention replacing FR-48 (Sheltered workshops for the disabled).

15 Intervention coming to an end.

16 Replaced by FR-82 and FR-83 since May 2005.

17 Beneficiaries are already counted in FR-38 (ACCRE).

18 Intervention coming to an end (replaced by FR-89).

19 This intervention replaces the integration allowance FR-2 since November 2006.

### C.4.11 LMP participants by intervention and by type of action, 2007: Italy

eurostat	Category, intervention number and name	Number of participants											Notes
		Men and women						Women					
		Total		Under 25s		18 Exits		16 Stock		17 Entrants		18 Exits	
16 Stock	17 Entrants	18 Exits	16 Stock	17 Entrants	18 Exits	16 Stock	17 Entrants	18 Exits	16 Stock	17 Entrants	18 Exits		
<b>1</b>	<b>Labour market services</b>												
1.1	100 ESF Co-financed Actions 2000-2006 - Counselling	: 12,043	: 12,043	: :	: :	: :	: :	: :	: :	: :	: :	: :	
<b>2</b>	<b>Training</b>												
103	ESF Co-financed Actions 2000-2006 - Training for reintegration into work	: 3,438	: :	: :	: :	: :	: :	: :	: :	: :	: :	: :	
104	ESF Cofinanced Actions 2000-2006 - Training post compulsory education and post diploma	: 19,997	: :	: :	: :	: :	: :	: :	: :	: :	: :	: :	
105	ESF Co-financed Actions 2000-2006 - Training voucher	: 12,362	: :	: :	: :	: :	: :	: :	: :	: :	: :	: :	
118	Training interventions financed by the solidarity fund for the credit sector	: :	: :	: :	: :	: :	: :	: :	: :	: :	: :	: :	
119	Training interventions financed by the solidarity fund for the cooperative credit sector	: n	: n	: n	: n	: n	: n	: n	: n	: n	: n	: n	
2.1	106 ESF Co-financed Actions 2000-2006 - Integrated measures for reintegration into work	: 4,621	: :	: :	: :	: :	: :	: :	: :	: :	: :	: :	
2.2	24 Training & work contracts	: 608	: :	: :	: 178 s	: :	: :	: :	: 198 s	: :	: :	: :	
93	Work-entry contract	: 68,392	: :	: :	: :	: :	: :	: :	: :	: :	: :	: :	
2.3	102 ESF Co-financed Actions 2000-2006 - Institutional training for people involved in Training and work contracts	: 798	: :	: :	: :	: :	: :	: :	: :	: :	: :	: :	1
111	ESF Co-financed Actions 2000-2006 - vocational integration schemes	: n	: 113 s	: :	: n	: :	: :	: :	: n	: :	: :	: :	
2.4	112 ESF Co-financed Actions 2000-2006 - stages	: 1,061	: :	: :	: :	: :	: :	: :	: :	: :	: :	: :	
25	Apprenticeship	: 603,886	: :	: :	: 507,264	: :	: :	: :	: 259,671	: :	: :	: :	
101	ESF Co-financed Actions 2000-2006 - Institutional Training for Apprentices	: 28	: :	: :	: :	: :	: :	: :	: :	: :	: :	: :	
<b>3</b>	<b>Job rotation and job sharing</b>												
3.1	91 Incentives to provide fixed-term jobs as replacement for workers on compulsory leave	: 19,718 u	: 19,007	: :	: 2,964 u	: :	: :	: :	: 17,475 u	: :	: :	: :	
3.2	8 [Component] Solidarity contracts - Expansive solidarity contracts	: 711	: :	: :	: 14 s	: :	: :	: :	: 299 s	: :	: :	: :	2
108	ESF Cofinanced Actions 2000-2006 - Incentives for enterprises to implement job rotation and job sharing	: 9,920 s	: :	: :	: :	: :	: :	: :	: :	: :	: :	: :	

### C.4.11 LMP participants by intervention and by type of action, 2007: Italy

eurostat	Category, intervention number and name	Number of participants												Notes
		Men and women						Women						
		Total			Under 25s			Total			Total			
		16 Stock	17 Entrants	18 Exits	16 Stock	17 Entrants	18 Exits	16 Stock	17 Entrants	18 Exits	16 Stock	17 Entrants	18 Exits	
<b>4</b>	<b>Employment incentives</b>	<b>610,260 u</b>	:	:	:	<b>104,322 u</b>	:	:	:	<b>277,433 u</b>	:	:	:	
4.1	[Component] Incentives for hiring those registered in mobility lists - Open ended contracts	81,402 s	:	:	:	2,424 s	:	:	:	36,604 s	:	:	:	
3	[Component] Incentives for hiring those registered in mobility lists - Temporary contracts	60,308 s	:	:	:	1,394 s	:	:	:	25,342 s	:	:	:	
10	Reintegration contracts	127	:	:	:	8 s	:	:	:	39 s	:	:	:	
32	Reintegration of managers in SMEs	69	:	n	:	-	:	:	:	n	:	:	:	n
35	Incentives for taking on employees in CIGS	739	:	:	:	12 s	:	:	:	200 s	:	:	:	
36	Incentives for taking on long-term unemployed	354,680	:	:	:	46,451 s	:	:	:	168,022 s	:	:	:	
51	Total triennial relief	3,452 s	:	:	:	:	:	:	:	:	:	:	:	
53	Vocational integration schemes	108	:	:	:	:	:	:	:	:	:	:	:	
55	[Component] Subsidies for the reinsertion of ex-LSU - Labour cost subsidies	n	:	n	:	n	:	n	:	n	:	n	:	1
59	Conversion of temporary apprenticeship contracts into permanent ones	85,171	:	:	:	52,910 s	:	:	:	39,305 s	:	:	:	
60	Conversion of temporary training & work contracts into permanent ones	757	:	:	:	156 s	:	:	:	205 s	:	:	:	
67	Exemption from social contributions for disadvantaged workers in social co-operatives	19,423	:	:	:	705 s	:	:	:	6,540 s	:	:	:	
89	Total triennial relief (L-448/01)	24	:	:	:	n	:	:	:	n	:	:	:	1
90	Incentives for employment of disabled people	3,279	:	:	:	246 s	:	:	:	1,097 s	:	:	:	
107	ESF Co-financed Actions 2000-2006 - Incentives for hiring	:	:	2,221	:	:	:	:	:	:	:	:	:	
109	ESF Co-financed Actions 2000-2006 - mobility allowance	-	:	74 s	:	-	:	n	:	-	:	n	:	
110	ESF Co-financed Actions 2000-2006 - Job grants	n	:	295	:	n	:	:	:	n	:	:	:	
113	ESF Co-financed Actions 2000-2006 - Other work experience	:	:	196	:	:	:	:	:	:	:	:	:	
120	Integration of prisoners into work	667	:	:	:	13 s	:	:	:	48 s	:	:	:	
4.2	49 Realignment contracts	54	:	:	:	3 s	:	:	:	32 s	:	:	:	

### C.4.11 LMP participants by intervention and by type of action, 2007: Italy

eurostat	Category, intervention number and name	Number of participants											
		Men and women					Women						
		Total		Under 25s			Total		Total				
16 Stock	17 Entrants	18 Exits	16 Stock	17 Entrants	18 Exits	16 Stock	17 Entrants	18 Exits	16 Stock	17 Entrants	18 Exits	Notes	
<b>5</b>	<b>Supported employment and rehabilitation</b>	-	-	-	-	-	-	-	-	-	-	-	
<b>6</b>	<b>Direct job creation</b>	<b>26,770 u</b>	<b>888 u</b>	<b>7,782 u</b>	<b>- u</b>	<b>- u</b>	<b>- u</b>	<b>- u</b>	<b>12,771 u</b>	<b>516 u</b>	<b>4,730 u</b>	<b>4,730</b>	
11	Socially useful work (LSU)	26,770	888	7,782	: n	: n	: n	: n	12,771	516	4,730		
114	ESF Cofinanced Actions 2000-2006 - public utility works	:	:	:	:	:	:	:	:	:	:	:	
<b>7</b>	<b>Start-up incentives</b>	:	<b>9,424</b>	:	:	:	:	:	:	:	:	:	
19	Loans for one-person businesses	6,192	6,192	-	1,148 s	1,148 s	-	-	:	:	-	-	
55	[Component] Subsidies for the reinsertion of ex-LSU - Self-employed	: n	: n	: n	: n	: n	: n	: n	: n	: n	: n	: n	1
65	Relief for workers under 32 starting their own business	: n	-	: n	: n	-	: n	: n	: n	-	: n	: n	1
115	ESF Cofinanced Actions 2000-2006 - training for the creation of new enterprises	:	717	:	:	:	:	:	:	:	:	:	
116	ESF Co-financed Actions 2000-2006 - Incentives for self-employment	:	2,080	:	:	:	:	:	:	:	:	:	
117	ESF Co-financed Actions 2000-2006 - Integrated steps for business creation	:	435	:	:	:	:	:	:	:	:	:	

### C.4.11 LMP participants by intervention and by type of action, 2007: Italy

eurostat	Category, intervention number and name	Number of participants												Notes
		Men and women						Women						
		Total		Under 25s		18 Exits		Total		17 Entrants		18 Exits		
		16 Stock	17 Entrants	16 Stock	17 Entrants	18 Exits	16 Stock	17 Entrants	18 Exits	16 Stock	17 Entrants	18 Exits		
<b>8</b>	<b>Out-of-work income maintenance and support</b>	<b>647,541 s</b>	<b>:</b>	<b>23,111 u</b>	<b>:</b>	<b>269,886 u</b>	<b>:</b>	<b>:</b>	<b>:</b>	<b>:</b>	<b>:</b>	<b>:</b>		
8.1	Mobility allowance	94,433	86,569	717	1,352	1,238	40,092	36,642	37,662					
71	Ordinary unemployment benefit (outside agriculture)	158,518	425,937	4,847	13,500	10,582	90,072	248,135	239,417					
72	Ordinary unemployment benefit with reduced requirements (outside agriculture)	135,158	488,174	10,774	37,066	37,066	76,575	278,153	278,153					
73	Ordinary unemployment benefit in the agricultural sector	34,246	160,751	1,989	9,323	9,323	19,744	101,296	101,296					
74	Special unemployment benefit in the agricultural sector (66%)	37,956	154,022	1,619	6,565	6,565	13,233	53,796	53,796					
75	Special unemployment benefit in the agricultural sector (40%)	45,143	182,796	2,336	9,448	9,448	26,622	107,969	107,969					
76	Unemployment benefit with reduced requirements in the agricultural sector	1,923	6,808	175	613	613	1,017	3,645	3,645					
77	Special unemployment benefit in the construction sector	584	:	21	:	:	34	:	:					
78	Ordinary unemployment benefit in the construction sector	27,675	:	633	:	:	646	:	:					
94	Special solidarity funds in credit industry: extraordinary cheques	8,328 s	:	- s	:	:	1,741 s	:	:					
96	Special solidarity funds in cooperative credit industry: extraordinary cheques	126 s	:	- s	:	:	33 s	:	:					
97	Special solidarity funds in insurance industry: extraordinary cheques	25 s	:	: n	:	:	: n	:	:					
98	Special solidarity funds in Government sector: extraordinary cheques	322 s	:	:	:	:	77 s	:	:					
8.2	[Component] Solidarity contracts - Defensive solidarity contracts	-	-	-	-	-	-	-	-				2	
80	Ordinary Wage Compensation Fund	40,297	:	:	:	:	:	:	:					
81	Extraordinary Wage Compensation Fund	62,807	:	:	:	:	:	:	:					



### C.4.11 LMP participants by intervention and by type of action, 2007: Italy

eurostat	Category, intervention number and name	Number of participants												
		Men and women						Women						
		Total		Under 25s		18 Exits		Total		17 Entrants		18 Exits		
		16 Stock	17 Entrants	18 Exits	16 Stock	17 Entrants	18 Exits	16 Stock	17 Entrants	18 Exits	16 Stock	17 Entrants	18 Exits	Notes
<b>9</b>	<b>Early retirement</b>													
9.2	Early retirement													
			68,532 s	-	- s	-	-	-	-	-	12,799 s	:	:	-
		68,532 s	:	-	- s	-	-	-	-	-	12,799 s	:	:	-
<b>2-7</b>	<b>Total LMP measures (categories 2-7)</b>													
<b>8-9</b>	<b>Total LMP supports (categories 8-9)</b>													
			1,335,826 u	:	615,876 u	:	:	:	:	:	282,685 u	:	:	:
		716,073 s	:	1,494,643 u	23,111 u	77,867 u	74,835 u	282,685 u	821,938 u					

Key : Not available; :n Not significant; - Not applicable or real zero or zero by default; 0 or 0.00 Less than half of the unit used; e Estimated value; s Eurostat estimate; u Unreliable or uncertain data; participant data complete for interventions covering >=80% but <100% of expenditure

- 1 Intervention coming to an end.
- 2 Beneficiaries of defensive contracts are registered under IT-80 and IT-81 in category 8.

### C.4.12 LMP participants by intervention and by type of action, 2007: Cyprus

eurostat	Category, intervention number and name	Number of participants												Notes
		Men and women						Women						
		Total			Under 25s			Total			Total			
		16 Stock	17 Entrants	18 Exits	16 Stock	17 Entrants	18 Exits	16 Stock	17 Entrants	18 Exits	16 Stock	17 Entrants	18 Exits	
<b>1</b>	<b>Labour market services</b>	<b>1,572</b>	<b>3,608</b>	<b>1,910</b>	<b>330</b>	<b>757</b>	<b>401</b>	<b>1,176</b>	<b>2,698</b>	<b>1,432</b>				
1.1	[Component] Public employment services - Individualised Approach	1,572	3,608	1,910	330	757	401	1,176	2,698	1,432				1
<b>2</b>	<b>Training</b>	<b>1,043 e</b>	<b>1,061</b>	<b>348</b>				<b>772 e</b>	<b>704</b>	<b>262</b>				
4	Scheme for strengthening the management capacity of enterprises through the utilisation of tertiary-education graduates	55	83	14	55	83 e	14 e	30 e	45	6				
6	Multi-company initial training - accelerated training programmes	83 e	165	30				7 e	13	2				
2.1	3 Improving the computer literacy of the unemployed	460 e	460	-				377 e	377	-				2
5	[Component] Promotion of employability training for the unemployed -	50 e	221	4				39 e	173	4				
7	[Component] Promotion of employability training for inactive women -	-	-	-				-	-	-				
8	[Component] Promotion of employability training for new secondary school graduates -	-	-	-				-	-	-				
10	[Component] Vocational training and labour market promotion for recipients of public assistance -	353	63	294	44	10	41	302	55	246				2,3
18	Vocational training for the disabled in courses independent from the Centre for the Vocational Rehabilitation of the Disabled	: n	: n	: n	: n	: n	: n	: n	: n	: n				
23	Training Programmes to Enhance the Entrepreneurship of Women and Young People	38 e	44	6				13 e	17	4				2
2.2	5 [Component] Promotion of employability training for the unemployed -	2 e	9	-				2 e	8	-				
7	[Component] Promotion of employability training for inactive women -	3 e	16	-				3 e	16	-				
8	[Component] Promotion of employability training for new secondary school graduates -	-	-	-				-	-	-				
<b>3</b>	<b>Job rotation and job sharing</b>	<b>-</b>	<b>-</b>	<b>-</b>	<b>-</b>	<b>-</b>	<b>-</b>	<b>-</b>	<b>-</b>	<b>-</b>				

### C.4.12 LMP participants by intervention and by type of action, 2007: Cyprus

eurostat		Category, intervention number and name	Number of participants										Notes
			Men and women					Women					
			Total		Under 25s			Total		Total			
	16 Stock	17 Entrants	18 Exits	16 Stock	17 Entrants	18 Exits	16 Stock	17 Entrants	18 Exits	16 Stock	17 Entrants	18 Exits	
<b>4</b>		<b>Employment incentives</b>	<b>1,649 s</b>	<b>18,894</b>	:	<b>82 u</b>	<b>799 u</b>	:	<b>1,048 s</b>	<b>11,950</b>	:		
4.1	10	[Component] Vocational training and labour market promotion for recipients of public assistance -	54	53	25	4	4	2	48	47	23	2,3	
	12	Continued public assistance for recipients taking up employment	1,559	18,706	:	65	776	:	983	11,796	:		
	19	Promotion of equal opportunities for access to the labour market, especially those threatened by social exclusion - Employment	28 s	40	16	14 s	19	8	9 s	12	6	2	
	24	Promotion of Flexible Forms of Employment	8	95	12	:	:	:	8	95	12	2	
<b>5</b>		<b>Supported employment and rehabilitation</b>	<b>227</b>	:	:	:	:	:	:	:	:		
5.1	13	Supported employment scheme	191	:	5	:	:	:	77	:	:	2	
5.2	15	Centre for the Vocational Rehabilitation of the Disabled	36	:	:	:	:	:	:	:	:		
	16	Promotion of equal opportunities for access to the labour market, especially for those threatened by social exclusion - Training	:	42	42	:	7	7	:	23	23		
<b>6</b>		<b>Direct job creation</b>	-	-	-	-	-	-	-	-	-		
<b>7</b>		<b>Start-up incentives</b>	<b>86</b>	<b>55</b>	<b>29</b>	:	<b>7 u</b>	:	<b>41</b>	<b>26</b>	<b>10</b>		
1		Scheme for the encouragement, strengthening and reinforcement of female entrepreneurship	36	22	8	:	4	:	36	22	8	2,4	
2		Scheme for the encouragement, strengthening and reinforcement of youth entrepreneurship	50	30	20	5 s	3	:	4	3	1	2,4	
11		Subsidy for self-employment of older workers	0	1	1	-	-	-	1	1	1	2	
14		Self-employment scheme	:	2	:	:	:	:	:	-	:	2	
17		Scheme for the establishment of small business units	:	:	:	:	:	:	:	:	:		
<b>8</b>		<b>Out-of-work income maintenance and support</b>	<b>9,406</b>	<b>29,964</b>	<b>30,912</b>	<b>607</b>	:	:	<b>5,452</b>	:	:		
8.1	21	Unemployment benefit	9,406	27,808	28,756	607	2,066	2,059	5,452	16,539	17,056		
8.4	20	Redundancy payment	-	2,156	2,156	-	:	:	-	:	:		

### C.4.12 LMP participants by intervention and by type of action, 2007: Cyprus

eurostat	Category, intervention number and name	Number of participants											
		Men and women					Women						
		Total		Under 25s			Total		Total				
16 Stock	17 Entrants	18 Exits	16 Stock	17 Entrants	18 Exits	16 Stock	17 Entrants	18 Exits	16 Stock	17 Entrants	18 Exits	Notes	
9	Early retirement	-	-	-	-	-	-	-	-	-	-	-	-
2-7	Total LMP measures (categories 2-7)	3,005 s	20,052 u	:	:	:	:	:	:	:	1,938 u	12,703 u	:
8-9	Total LMP supports (categories 8-9)	9,406	29,964	30,912	607	:	:	:	:	:	5,452	:	:

Key : Not available; :n Not significant; - Not applicable or real zero or zero by default; 0 or 0.00 Less than half of the unit used; e Estimated value; s Eurostat estimate; u Unreliable or uncertain data; participant data complete for interventions covering >=80% but <100% of expenditure

- 1 Exits from the measure do not include persons who have been admitted to another LMP measure. Furthermore, persons who have been placed at work positions are not considered as exits.
- 2 Stock: end-year figure.
- 3 Entrants: total beneficiaries (new starts plus end-year stock).
- 4 Participants are allowed to complete their project up to 24 months after their induction to the programme. The final payment is made upon completion of their work.

### C.4.13 LMP participants by intervention and by type of action, 2007: Latvia

eurostat		Category, intervention number and name		Number of participants												
				Men and women					Women					Notes		
				Total		Under 25s			Total		Total					
				16 Stock	17 Entrants	18 Exits	16 Stock	17 Entrants	18 Exits	16 Stock	17 Entrants	18 Exits	16 Stock		17 Entrants	18 Exits
<b>1</b>	<b>1.1</b>	<b>31</b>	<b>Labour market services</b> Motivation programmes for social risk groups	: n	<b>5,931</b>	:	: n	<b>1,510</b>	:	: n	<b>3,938</b>	:	: n	<b>3,938</b>	:	1
<b>2</b>	<b>2.1</b>	<b>3</b>	<b>Training</b> Occupational training, re-training and raising of qualification of the unemployed	<b>2,327</b>	<b>11,771</b>	:	<b>437 e</b>	<b>2,008</b>	:	<b>1,823</b>	<b>9,072</b>	:	<b>708</b>	<b>2,798</b>	:	1
4	23		Modular training Training for social risk groups including information and communication technology support for the disabled	1,251	7,878	:	183 e	1,150	:	956	6,016	:	159	258	:	1
				196	312	:	71 e	114	:	159	258	:			:	1
<b>3</b>			<b>Job rotation and job sharing</b>	-	-	:	-	-	:	-	-	:	-	-	:	-
<b>4</b>	<b>4.1</b>	<b>14</b>	<b>Employment incentives</b> Social enterprises for employment of the less competitive unemployed	<b>4,548</b>	<b>9,581</b>	:	<b>3,253 e</b>	<b>8,258</b>	:	<b>2,769</b>	<b>6,050</b>	:	<b>35</b>	<b>16</b>	:	1
24			Skill development for secondary school or secondary occupational school students during their summer holidays	2,718	7,781	:	2,718	7,781	:	1,715	4,960	:			:	
29			Work practice for young unemployed	273	144	:	273	144	:	122	64	:			:	1
30			Subsidised work places for the unemployed from social risk groups	120	22	:	- e	-	:	73	6	:			:	1
37			Subsidised employment for unemployed	1,352	1,465	:	246 e	267	:	806	897	:			:	1
38			Acquisition of working skills	24	142	:	11 e	64	:	18	107	:			:	1
<b>5</b>	<b>5.2</b>	<b>34</b>	<b>Supported employment and rehabilitation</b> The measure for job-seekers - persons with mental disabilities, who needs special support for integration in the labour market and the society	<b>29</b>	<b>130</b>	:	<b>8 e</b>	<b>40</b>	:	<b>9</b>	<b>39</b>	:	<b>9</b>	<b>8</b>	:	1
36			Pilot project - complex inclusion programme	29	114	:	8 e	31	:	9	31	:			:	1
<b>6</b>	<b>6</b>	<b>13</b>	<b>Direct job creation</b> Paid temporary public works (PTPW)	<b>1,279</b>	<b>10,284</b>	:	<b>53 e</b>	<b>429</b>	:	<b>730</b>	<b>5,903</b>	:	<b>730</b>	<b>5,903</b>	:	1
33			Start-up incentives Consultation and training when setting up a business or becoming self-employed	-	<b>1,689</b>	:	-	<b>213</b>	:	-	<b>1,432</b>	:	-	<b>1,432</b>	:	1

### C.4.13 LMP participants by intervention and by type of action, 2007: Latvia

eurostat	Category, intervention number and name	Number of participants												Notes
		Men and women						Women						
		Total			Under 25s			Total			Total			
		16 Stock	17 Entrants	18 Exits	16 Stock	17 Entrants	18 Exits	16 Stock	17 Entrants	18 Exits	16 Stock	17 Entrants	18 Exits	
<b>8</b>	<b>Out-of-work income maintenance and support</b>	<b>32,839 e</b>	<b>33,893</b>	<b>66,611</b>	<b>4,328 e</b>	<b>4,345 u</b>	<b>8,779 e</b>	<b>20,588 e</b>	<b>19,526 u</b>	<b>39,728</b>				
8.1	Full unemployment benefit	32,839 e	32,965	66,611	4,328 e	4,345 e	8,779 e	20,588 e	19,526	39,728				1
8.5	Satisfaction of employees' claims from the employee claims guarantee fund	-	928	-	-	-	-	-	-	-				1
<b>9</b>	<b>Early retirement</b>	-	-	-	-	-	-	-	-	-				
<b>2-7</b>	<b>Total LMP measures (categories 2-7)</b>	<b>8,183</b>	<b>33,455</b>	<b>-</b>	<b>3,751 e</b>	<b>10,948</b>	<b>-</b>	<b>5,331</b>	<b>22,496</b>	<b>-</b>				
<b>8-9</b>	<b>Total LMP supports (categories 8-9)</b>	<b>32,839 e</b>	<b>33,893</b>	<b>66,611</b>	<b>4,328 e</b>	<b>4,345 u</b>	<b>8,779 e</b>	<b>20,588 e</b>	<b>19,526 u</b>	<b>39,728</b>				

Key : Not available; :n Not significant; - Not applicable or real zero or zero by default; 0 or 0.00 Less than half of the unit used; e Estimated value; s Eurostat estimate; u Unreliable or uncertain data; participant data complete for interventions covering >=80% but <100% of expenditure

1 Entrants: total beneficiaries (new starts plus end-year stock).

### C.4.14 LMP participants by intervention and by type of action, 2007: Lithuania

eurostat	Category, intervention number and name	Number of participants												Notes
		Men and women						Women						
		Total			Under 25s			Total			Total			
		16 Stock	17 Entrants	18 Exits	16 Stock	17 Entrants	18 Exits	16 Stock	17 Entrants	18 Exits	16 Stock	17 Entrants	18 Exits	
<b>1</b>	<b>Labour market services</b>	<b>73,582</b>	<b>236,226</b>	<b>245,340</b>	<b>7,319</b>	<b>52,755</b>	<b>52,442</b>	<b>45,335</b>	<b>140,591</b>	<b>147,026</b>				
1.1	8 Individual Employment Plans, assistance in finding jobs, employment mediation services	73,410	157,922	167,005	7,275	23,059	22,754	45,216	91,542	97,920				
9	Group counselling (former "Job clubs")	172	30,652	30,683	44	5,474	5,466	119	20,088	20,145				
12	Vocational counselling services provided by the psychologists of the territorial labour market training and counselling offices	-	47,652	47,652	-	24,222	24,222	-	28,961	28,961				
<b>2</b>	<b>Training</b>	<b>8,118</b>	<b>29,885</b>	<b>27,607</b>	<b>1,929</b>	<b>5,823</b>	<b>5,040</b>	<b>5,222</b>	<b>18,981</b>	<b>17,396</b>				
2.1	29 Non-formal education of the unemployed and employees given notice of dismissal	323	5,507	5,143	39	951	881	233	3,776	3,555				
2.3	1 Vocational training of the registered unemployed and the employees pending dismissal from work	7,795	24,378	22,464	1,890	4,872	4,159	4,989	15,205	13,841				
<b>3</b>	<b>Job rotation and job sharing</b>	<b>45</b>	<b>567</b>	<b>329</b>	<b>9</b>	<b>141</b>	<b>85</b>	<b>43</b>	<b>526</b>	<b>301</b>				
3.1	30 Job rotation	45	567	329	9	141	85	43	526	301				
<b>4</b>	<b>Employment incentives</b>	<b>:</b>	<b>8,700</b>	<b>:</b>	<b>:</b>	<b>1,810 u</b>	<b>:</b>	<b>:</b>	<b>4,921 u</b>	<b>:</b>				
4.1	2 Support of social enterprises	:	447	:	:	:	:	:	:	:				
3	Local Employment Initiative projects	:	1,060	:	:	186	:	:	367	:				
31	Promotion of work skills development	1,861	4,876	3,884	564	1,512	1,187	1,282	3,287	2,576				
32	Subsidised employment	444	1,970	2,087	18	88	101	258	1,139	1,219				1
4.2	34 Subsidies for job creation	:	347	:	:	24	:	:	128	:				
<b>5</b>	<b>Supported employment and rehabilitation</b>	<b>6,356</b>	<b>9,994</b>	<b>4,278</b>	<b>432</b>	<b>727</b>	<b>445</b>	<b>4,021</b>	<b>6,249</b>	<b>2,639</b>				
5.1	35 Subsidised employment of the disabled	6,224	9,712	3,946	416	695	405	3,961	6,110	2,483				
5.2	28 Vocational (occupational) rehabilitation	132	282	332	16	32	40	60	139	156				
<b>6</b>	<b>Direct job creation</b>	<b>3,741</b>	<b>22,391</b>	<b>22,357</b>	<b>627</b>	<b>5,578</b>	<b>5,577</b>	<b>2,047</b>	<b>12,071</b>	<b>12,050</b>				
5	Public works	3,741	22,391	22,357	627	5,578	5,577	2,047	12,071	12,050				
<b>7</b>	<b>Start-up incentives</b>	<b>:</b>	<b>43</b>	<b>:</b>	<b>:</b>	<b>1</b>	<b>:</b>	<b>:</b>	<b>12</b>	<b>:</b>				
33	Support for self-employment	:	43	:	:	1	:	:	12	:				
<b>8</b>	<b>Out-of-work income maintenance and support</b>	<b>18,036</b>	<b>55,932</b>	<b>54,741</b>	<b>1,151</b>	<b>4,359 u</b>	<b>3,975 u</b>	<b>11,502</b>	<b>30,272 u</b>	<b>29,678 u</b>				
8.1	21 Unemployment social insurance benefit	18,036	50,138	48,947	1,151	4,359	3,975	11,502	30,272	29,678				
8.5	22 Compensation from the Guarantee Fund	-	5,794	5,794	-	:	:	-	:	:				2

### C.4.14 LMP participants by intervention and by type of action, 2007: Lithuania

eurostat	Category, intervention number and name	Number of participants											
		Men and women					Women						
		Total		Under 25s		18 Exits	Total		17 Entrants		18 Exits	Notes	
16 Stock	17 Entrants	16 Stock	17 Entrants	16 Stock	17 Entrants		16 Stock	17 Entrants					
9	Early retirement	-	-	-	-	-	-	-	-	-	-	-	-
2-7	Total LMP measures (categories 2-7)	20,565 u	71,580	60,542 u	3,579 u	14,080 u	12,435 u	12,873 u	42,760 u	36,181 u			
8-9	Total LMP supports (categories 8-9)	18,036	55,932	54,741	1,151	4,359 u	3,975 u	11,502	30,272 u	29,678 u			

Key : Not available; :n Not significant; - Not applicable or real zero or zero by default; 0 or 0.00 Less than half of the unit used; e Estimated value; s Eurostat estimate; u Unreliable or uncertain data; participant data complete for interventions covering >=80% but <100% of expenditure

- 1 These numbers cover only those who get subsidised employment with fixed-term contract. All those, who were employed by open-ended contract, were reported under LT-35 (Subsidised Employment of the Disabled).
- 2 Entrants: total beneficiaries (new starts plus end-year stock).



### C.4.15 LMP participants by intervention and by type of action, 2007: Luxembourg

eurostat	Category, intervention number and name	Number of participants									
		Men and women					Women				
		Total		Under 25s			Total		Total		
	16 Stock	17 Entrants	18 Exits	16 Stock	17 Entrants	18 Exits	16 Stock	17 Entrants	18 Exits	Notes	
<b>1</b>	<b>Labour market services</b>	:	:	:	:	:	:	:	:	:	
<b>2</b>	<b>Training</b>	<b>2,059 u</b>	<b>3,490</b>	:	<b>1,147 u</b>	<b>1,560 e</b>	<b>839 u</b>	<b>1,507</b>	:		
2.1	11 Training for entering or re-entering the labour market	:	1,442	:	:	461 e	:	704	:		
20	20 Vocational training and retraining measures for disabled workers	:	6	:	:	:	:	:	:		
2.2	24 Temporary auxiliary contract	1,103	1,100	:	767	798	485	468	:		
25	25 Traineeship for insertion in enterprises	276	259	:	174	170	54	48	:		
39	39 Support contract for employment	54	96	:	38	73	28	49	:		
2.3	26 Training course for vocational reintegration	349	489	:	-	-	150	192	:		
2.4	29 Apprenticeship for adults	277	98	:	168	58	122	46	:		
<b>3</b>	<b>Job rotation and job sharing</b>	-	-	-	-	-	-	-	-		
<b>4</b>	<b>Employment incentives</b>	<b>9,406</b>	:	:	<b>670</b>	:	<b>3,257</b>	:	:		
3	3 Reemployment Bonus	3,624	863	:	39	13	1,085	249	:		
21	21 Measures of professional (re)integration of disabled workers	1,253	:	:	117	:	437	:	:		
4.1	6 Aid for employing long-term and older unemployed	1,207	701	362	-	-	471	294	131	1	
7	7 Mobility allowance	-	390	-	-	60	-	128	-		
9	9 Income tax reduction for hiring unemployed people	1,775	633	:	366	127	646	251	:	1	
13	13 Subsidies for the creation of jobs of socio-economic value	-	-	-	-	-	-	-	-	2	
40	40 Job initiation contract	217	399	:	146	285	64	122	:		
4.2	31 Compensatory benefit	1,330	439	:	2	2	554	189	:		
<b>5</b>	<b>Supported employment and rehabilitation</b>	<b>45</b>	<b>1,321</b>	:	<b>94</b>	<b>94</b>	<b>432</b>	<b>432</b>	<b>1</b>		
5.1	22 Adaptation of the workplace for disabled workers	-	2	-	-	:	-	:	:		
23	23 Reimbursement of extra leave for disabled workers	-	1,258	-	-	94	-	432	-		
27	27 Job creations for disabled workers	45	:	:	:	:	:	:	:	1	
33	33 Wage participation	:	29	:	:	:	:	:	:		
5.2	32 Redeployment measures	:	32	:	:	:	:	:	:		
<b>6</b>	<b>Direct job creation</b>	<b>1,017 e</b>	:	<b>551 u</b>	<b>81</b>	:	<b>389</b>	<b>261 u</b>	<b>261</b>		
2	2 Extraordinary works of general interest	41 e	:	:	-	-	:	:	:		
10	10 Socially useful works	235	455	:	62	124	77	156	:		
28	28 Pool of assistants	90	125	:	19	36	49	71	:		
34	34 Temporary Compensated Appointment	651	:	551	-	:	263	261	:	1	

### C.4.15 LMP participants by intervention and by type of action, 2007: Luxembourg

eurostat	Category, intervention number and name	Number of participants											
		Men and women						Women					
		Total			Under 25s			Total			Notes		
		16 Stock	17 Entrants	18 Exits	16 Stock	17 Entrants	18 Exits	16 Stock	17 Entrants	18 Exits	16 Stock	17 Entrants	18 Exits
<b>7</b>	<b>Start-up incentives</b>	-	39	39	-	: n	: n	: n	-	: n	: n	: n	
14	Subsidies for the creation of businesses by the unemployed	-	39	39	-	: n	: n	: n	-	: n	: n	: n	
<b>8</b>	<b>Out-of-work income maintenance and support</b>	<b>6,459 e</b>	<b>20,761</b>	:	<b>666 e</b>	<b>1,310 e</b>	:	<b>2,277 u</b>	<b>3,908 u</b>	:			
8.1	Unemployment benefits	4,755	8,155	:	666 e	1,142 e	:	2,261	3,506	:			
8.2	Partial unemployment benefit	111 e	1,499	1,499	: n	: n	: n	:	:	:			
4	Compensation for unemployment due to technical reasons or bad weather	1,593 e	9,559	:	: n	: n	: n	16 e	34	:			
8.5	Debt guarantee in case of employer closing down	-	1,548	-	-	168	-	-	368	-			
<b>9</b>	<b>Early retirement</b>	<b>1,222</b>	<b>504</b>	<b>486 s</b>	-	-	- s	<b>126 s</b>	<b>52</b>	<b>50 s</b>			
9.1	Early retirement	1,222	504	486 s	-	-	- s	126 s	52	50 s			
<b>2-7</b>	<b>Total LMP measures (categories 2-7)</b>	<b>12,527 u</b>	:	:	<b>1,898 u</b>	:	:	<b>4,485 u</b>	:	:			
<b>8-9</b>	<b>Total LMP supports (categories 8-9)</b>	<b>7,681 e</b>	<b>21,265</b>	:	<b>666 e</b>	<b>1,310 e</b>	:	<b>2,403 u</b>	<b>3,960 u</b>	:			

Key : Not available; :n Not significant; - Not applicable or real zero or zero by default; 0 or 0.00 Less than half of the unit used; e Estimated value; s Eurostat estimate; u Unreliable or uncertain data; participant data complete for interventions covering >=80% but <100% of expenditure

1 Stock: end-year figure.

2 Intervention not applied in 2007.

### C.4.16 LMP participants by intervention and by type of action, 2007: Hungary

eurostat	Category, intervention number and name	Men and women										Number of participants					
		Total					Men and women					Women			Notes		
		17 Entrants		18 Exits		16 Stock	17 Entrants		18 Exits		16 Stock	17 Entrants		18 Exits			
		Under 25s	18 Exits	16 Stock	17 Entrants		18 Exits	16 Stock	17 Entrants	18 Exits							
<b>1</b>	<b>Labour market services</b>	-	-	-	-	-	-	-	-	-	-	-	-	-	-	-	-
1.1	7 Subsidies for mitigating the impact of collective redundancies	-	-	-	-	-	-	-	-	-	-	-	-	-	-	-	-
20	Reimbursement of expenses	-	-	-	-	-	-	-	-	-	-	-	-	-	-	-	-
<b>2</b>	<b>Training</b>	<b>13,564</b>	<b>28,578</b>	<b>34,025</b>	<b>4,274 u</b>	<b>8,335 u</b>	<b>10,253 u</b>	<b>7,292 u</b>	<b>14,350 u</b>	<b>18,066 u</b>							
2.1	3 Training for unemployed	12,436	26,314	32,113	4,274	8,335	10,253	7,292	14,350	18,066							
4	4 Training for employed persons	1,128	2,264	1,912	:	:	:	:	:	:							1
<b>3</b>	<b>Job rotation and job sharing</b>	-	-	-	-	-	-	-	-	-	-	-	-	-	-	-	-
<b>4</b>	<b>Employment incentives</b>	<b>32,164</b>	<b>24,674</b>	<b>25,807</b>	<b>9,155 u</b>	<b>6,785 u</b>	<b>9,509 u</b>	<b>15,331 u</b>	<b>12,359 u</b>	<b>12,782 u</b>							
4.1	5 Creation of new jobs and maintenance of existing jobs	5,632	99	167	1,538	30	33	2,698	35	98							
6	6 Part-time employment	145	26	484	11	-	29	99	-	342							
10	10 Assistance for employment of disabled workers	21	7	54	2	-	2	12	4	30							1
11	11 Creation of new jobs (temporary contracts)	17,021	20,896	12,784	3,924	6,344	2,533	9,358	11,554	6,968							
13	13 Work experience for persons entering the labour market	3,533	132	6,820	3,140	113	6,102	2,009	70	3,698							
14	14 Assumption of employment-related contributions	986	17	597	162	1	95	466	10	328							
15	15 Support for the employment of unemployed entrants	-	-	-	-	-	-	-	-	-							
22	22 Transportation of persons in group	-	-	-	-	-	-	-	-	-							2
23	23 Support for long-distance travel costs	983	1,003	1,888	378	297	715	689	686	1,318							2
24	24 Support of housing	-	-	-	-	-	-	-	-	-							2
25	25 Recruitment incentives	-	-	-	-	-	-	-	-	-							2
4.2	8 Maintenance of existing job	3,843	2,494	3,013	:	:	:	:	:	:							1
<b>5</b>	<b>Supported employment and rehabilitation</b>	-	-	-	-	-	-	-	-	-	-	-	-	-	-	-	-
<b>6</b>	<b>Direct job creation</b>	<b>16,522</b>	<b>53,769</b>	<b>58,508</b>	<b>2,240</b>	<b>7,545</b>	<b>8,223</b>	<b>7,320</b>	<b>22,609</b>	<b>24,775</b>							
12	12 Support for community service work	16,522	53,769	58,508	2,240	7,545	8,223	7,320	22,609	24,775							
<b>7</b>	<b>Start-up incentives</b>	<b>1,872</b>	<b>110</b>	<b>1,132</b>	<b>214</b>	<b>12</b>	<b>140</b>	<b>764</b>	<b>53</b>	<b>552</b>							
16	16 Assistance for unemployed persons to become entrepreneurs	123	81	501	13	8	56	69	40	270							
17	17 Assistance for self-employment	1,749	29	631	201	4	84	695	13	282							

### C.4.16 LMP participants by intervention and by type of action, 2007: Hungary

eurostat	Category, intervention number and name	Number of participants														Notes
		Men and women							Women							
		Total			Under 25s				Total			18 Exits				
		16 Stock	17 Entrants	18 Exits	16 Stock	17 Entrants	18 Exits	16 Stock	17 Entrants	18 Exits	16 Stock	17 Entrants	18 Exits	18 Exits		
<b>8</b>	<b>Out-of-work income maintenance and support</b>	<b>138,537</b>	<b>381,009</b>	<b>371,655</b>	<b>11,334</b>	<b>34,838</b>	<b>34,818</b>	<b>63,265</b>	<b>178,383</b>	<b>173,894</b>						
8.1	Unemployment benefit	273	-	120	10	-	6	248	-	107					1,3	
21	Incentive benefits provided to job seekers	-	-	-	-	-	-	-	-	-						
29	Job-seekers' Benefits	92,552	244,819	238,508	6,944	19,967	20,052	44,785	115,248	112,197					1	
30	Entrepreneurial Benefits	1,823	5,839	5,955	43	141	138	754	2,425	2,416					1	
31	Job-seekers' Allowance	43,889	130,351	127,072	4,337	14,730	14,622	17,478	60,710	59,174					1	
<b>9</b>	<b>Early retirement</b>	-	-	-	-	-	-	-	-	-						
<b>2-7</b>	<b>Total LMP measures (categories 2-7)</b>	<b>64,122</b>	<b>107,131</b>	<b>119,472</b>	<b>15,883 u</b>	<b>22,677 u</b>	<b>28,125 u</b>	<b>30,707 u</b>	<b>49,371 u</b>	<b>56,175 u</b>						
<b>8-9</b>	<b>Total LMP supports (categories 8-9)</b>	<b>138,537</b>	<b>381,009</b>	<b>371,655</b>	<b>11,334</b>	<b>34,838</b>	<b>34,818</b>	<b>63,265</b>	<b>178,383</b>	<b>173,894</b>						

Key : Not available; :n Not significant; - Not applicable or real zero or zero by default; 0 or 0.00 Less than half of the unit used; e Estimated value; s Eurostat estimate; u Unreliable or uncertain data; participant data complete for interventions covering >=80% but <100% of expenditure

1 Stock: average of two year-end figures.

2 Participants for HU-22, 23, 24 and 25 are grouped together under HU-23.

3 No new entrants: the intervention ended in October 2005.

**C.4.17 LMP participants by intervention and by type of action, 2007: Malta**

eurostat		Category, intervention number and name	Number of participants										Notes	
			Men and women					Women						
			Total		Under 25s			Total		Total				
16 Stock	17 Entrants	18 Exits	16 Stock	17 Entrants	18 Exits	16 Stock	17 Entrants	18 Exits	16 Stock	17 Entrants	18 Exits			
<b>1</b>		<b>Labour market services</b>	:	:	:	:	:	:	:	:	:	:	:	
<b>2</b>		<b>Training</b>	:	:	:	:	:	:	:	:	:	:	:	
2.1	11	Youths in institutions	1	17	17	1	17	17	1	11	11	1	1	
12		[Component] Training and Employment Exposure Scheme (TEES) - Training component	:	:	:	:	:	:	:	:	:	:	:	1
17		Training courses provided by ETC	702	8,406	8,406	162	1,949	1,949	223	2,666	2,666		1	
19		Training Provided by Specialised Organisations	:	103	:	:	61	:	:	30	:	:		
31		Promoting the Women - Entrepreneur Culture	9 s	19	15	3 s	6	3	9 s	19	15		1	
33		[Component] Increasing Female Participation through Childcare Services at the Workplace - Training	:	124	124	:	23	23	:	122	122		1	
34		Basic Employment Training	18 s	109	109	18 s	108	108	12 s	71	71		1	
2.2	8	Bridging the Gap (BTG)	4	66	66	-	11	11	-	9	9		1	
2.3	9	Traineeship scheme	-	-	-	-	-	-	-	-	-		2	
35		Lone Mothers Initiative	: n	10	10	: n	5	5	: n	10	10		1	
2.4	23	Apprenticeship schemes (ESTS or TAS)	:	869	869	:	852	852	:	91	91		1	
<b>3</b>		<b>Job rotation and job sharing</b>	-	-	-	-	-	-	-	-	-		-	
<b>4</b>		<b>Employment incentives</b>	<b>42 u</b>	<b>676 u</b>	<b>676 u</b>	<b>29 u</b>	<b>394 u</b>	<b>394 u</b>	<b>21 u</b>	<b>394 u</b>	<b>394 u</b>		<b>394 u</b>	
4.1	1	Job Experience Scheme (JES)	29	338	338	28	327	327	16	186	186		1	
2		Work Start Scheme (WSS)	8	99	99	-	-	-	3	35	35		1	
4		Employment Training Placement Scheme (ETPS)	-	4	4	-	2	2	-	1	1		1	
5		Redeployment Scheme (RS)	-	11	11	-	3	3	-	4	4		1	
6		Youth employment scheme (YES)	1	19	19	-	9	9	1	12	12		1	
10		Supported Employment Scheme (SES)	4	72	72	1	29	29	1	25	25		1	
12		[Component] Training and Employment Exposure Scheme (TEES) - Employment component	:	:	:	:	:	:	:	:	:		1	
36		Women returnees	: n	9	9	: n	1	1	: n	9	9		1	
4.2	33	[Component] Increasing Female Participation through Childcare Services at the Workplace - Employment incentives	:	124	124	:	23	23	:	122	122		1	
<b>5</b>		<b>Supported employment and rehabilitation</b>	-	-	-	-	-	-	-	-	-		-	
<b>6</b>		<b>Direct job creation</b>	<b>14</b>	<b>159</b>	<b>159</b>	<b>14</b>	<b>159</b>	<b>159</b>	<b>7</b>	<b>77</b>	<b>77</b>		<b>77</b>	
3		Active Youth Scheme (AYS)	14	159	159	14	159	159	7	77	77		77	

### C.4.17 LMP participants by intervention and by type of action, 2007: Malta

eurostat	Category, intervention number and name	Number of participants													
		Men and women						Women							
		Total		Under 25s		Notes		Total		Notes		Notes			
16 Stock	17 Entrants	18 Exits	16 Stock	17 Entrants	18 Exits	16 Stock	17 Entrants	18 Exits	16 Stock	17 Entrants	18 Exits	16 Stock	17 Entrants	18 Exits	
7	<b>Start-up incentives</b>	40	40	16	6	6	2	2	19	19	7				
27	Start up incentive scheme (INT)	40	40	16	6	6	2	2	19	19	7				1
8	<b>Out-of-work income maintenance and support</b>	10,335	:	:	2,168	:	:	:	2,303	:	:				
8.1	Unemployment benefit	4,481	:	:	1,127	:	:	:	1,441	:	:				
29	Unemployment assistance	5,854	:	:	1,041	:	:	:	862	:	:				
9	<b>Early retirement</b>	-	-	-	-	-	-	-	-	-	-				
2-7	<b>Total LMP measures (categories 2-7)</b>	830 u	10,598 u	10,467 u	233 u	3,591 u	3,523 u		292 u	3,519 u	3,473 u				
8-9	<b>Total LMP supports (categories 8-9)</b>	10,335	:	:	2,168	:	:	:	2,303	:	:				

Key : Not available; :n Not significant; - Not applicable or real zero or zero by default; 0 or 0.00 Less than half of the unit used; e Eurostat estimate; s Eurostat estimate; u Unreliable or uncertain data; participant data complete for interventions covering >=80% but <100% of expenditure

- 1 Entrants: total beneficiaries (new starts plus end-year stock).
- 2 Intervention not applied in 2007.

**C.4.18 LMP participants by intervention and by type of action, 2007: Netherlands**

eurostat	Category, intervention number and name	Number of participants												Notes
		Men and women						Women						
		Total		Under 25s		18 Exits		Total		18 Exits		18 Exits		
16 Stock	17 Entrants	16 Stock	17 Entrants	18 Exits	18 Exits	16 Stock	17 Entrants	18 Exits	16 Stock	17 Entrants	18 Exits			
<b>1</b>	<b>Labour market services</b>	<b>216,600 u</b>	<b>107,300 u</b>	<b>118,300 u</b>	<b>118,300 u</b>	<b>43,700 e</b>	<b>35,300 e</b>	<b>40,400 e</b>	<b>40,400 e</b>	<b>97,900 u</b>	<b>39,900 u</b>	<b>42,100 u</b>		
1.1	52 [Component] Reintegration budget UWV regarding WWV-recipients - Individual case-management												1	
	53 [Component] Case-management municipalities (Agenda for the Future) - Individual case-management												2,3	
	54 [Component] Minority-targeted LMP (Stimulation labour participation) - Individual case-management		3,900 e										4	
	64 [Component] Flexible reintegration budget municipalities - Individual case-management	169,000 e	72,000 e	77,900 e						97,900 e	39,900 e	42,100 e	1,5	
<b>2</b>	<b>Training</b>	<b>118,500 u</b>	<b>5,200 e</b>	<b>5,200 e</b>	<b>5,200 e</b>	<b>2,600 e</b>	<b>5,200 e</b>	<b>5,200 e</b>	<b>5,200 e</b>	<b>10,900 e</b>	<b>4,400 e</b>	<b>4,600 e</b>	<b>1,5</b>	
	56 [Component] ESF - Equal (for unemployed) - Publicly financed training for unemployed/inactive												6	
2.1	33 [Component] Abw/WWB - National assistance benefit - Benefits paid to participants in cat. 2 Training	16,900											1	
	53 [Component] Case-management municipalities (Agenda for the Future) - Training												2,3	
	64 [Component] Flexible reintegration budget municipalities - Training	18,800 e	8,000 e	8,600 e						10,900 e	4,400 e	4,600 e	1,5	
2.2	40 SWWW - Stimulation of fulfilling vacancies by unemployed and employed at risk	3,600	4,500 e											
2.3	31 [Component] WW - Unemployment insurance - Benefits paid to participants in cat. 2 Training	4,900											1	
	51 [Component] ESF-3 - Training for unemployed/inactive												6	
	52 [Component] Reintegration budget UWV regarding WWV-recipients - Training	4,900 e	3,900 e	4,500 e									1	
	54 [Component] Minority-targeted LMP (Stimulation labour participation) - Training	1,000 e											4	
2.4	1 [Component] WVA - Act on reduction of employers tax and social security contributions - VO (apprentices)	87,600 e	87,600 e	87,600 e									7	
2.A	65 Double-counting adjustment for category 2	-21,800											8	
<b>3</b>	<b>Job rotation and job sharing</b>	<b>-</b>	<b>-</b>	<b>-</b>	<b>-</b>	<b>-</b>	<b>-</b>	<b>-</b>	<b>-</b>	<b>-</b>	<b>-</b>	<b>-</b>	<b>-</b>	

### C.4.18 LMP participants by intervention and by type of action, 2007: Netherlands

eurostat	Category, intervention number and name	Number of participants												
		Men and women						Women						
		Total		Under 25s		18 Exits		Total		17 Entrants		18 Exits		
		16 Stock	17 Entrants	18 Exits	16 Stock	17 Entrants	18 Exits	16 Stock	17 Entrants	18 Exits	16 Stock	17 Entrants	18 Exits	Notes
<b>4</b>	<b>Employment incentives</b>	<b>35,950</b>	<b>11,200 u</b>	<b>14,300 u</b>	<b>2,300 u</b>	<b>2,000 u</b>	<b>1,900 u</b>	<b>16,000 u</b>	<b>4,700 u</b>	<b>6,400 u</b>				
4.1	1 [Component] WVA - Act on reduction of employers tax and social security contributions - VLV (LTU)	-	-	:	-	-	:	-	-	:	-	-	:	7
14	RSP - Regulation on employment in domestic services	450	:	:	:	:	:	:	:	:	:	:	:	1
60	Temporary measure for transforming ID-jobs into regular jobs	-	-	-	-	-	-	-	-	-	-	-	-	2,9
64	[Component] Flexible reintegration budget municipalities - Wage cost subsidy	35,500	11,200	14,300	2,300	2,000	1,900	16,000	4,700	6,400				1,5
<b>5</b>	<b>Supported employment and rehabilitation</b>	<b>154,470</b>	<b>48,660</b>	<b>37,990</b>	<b>5,020 u</b>	<b>1,760 u</b>	<b>530 u</b>	<b>27,130 u</b>	<b>2,830 u</b>	<b>1,590 u</b>				
59	Act on the (re)integration in employment of the occupationally disabled (REA)	54,000	41,000	32,100	:	:	:	:	:	:	:	:	:	1
5.1	6 WSW - Sheltered employment act	100,470	7,660	5,890	5,020	1,760	530	27,130	2,830	1,590				1
<b>6</b>	<b>Direct job creation</b>	-	-	-	-	-	-	-	-	-				
<b>7</b>	<b>Start-up incentives</b>	-	-	-	-	-	-	-	-	-				
<b>8</b>	<b>Out-of-work income maintenance and support</b>	<b>546,175 e</b>	:	:	:	:	:	:	:	:				
8.1	31 [Component] WW - Unemployment insurance - Regular benefits	143,400	:	:	:	:	:	:	:	:				1
31	[Component] WW - Unemployment insurance - Benefits paid to participants in cat. 1.1.2 Individual case-management	43,700	:	:	:	:	:	:	:	:				1
32	TW - Supplementary benefits	-	-	-	-	-	-	-	-	-				10
33	[Component] Abw/WWB - National assistance benefit - Benefits paid to participants in cat. 1.1.2 Individual case-management	152,100	:	:	:	:	:	:	:	:				1
33	[Component] Abw/WWB - National assistance benefit - Regular benefits	135,700	:	:	:	:	:	:	:	:				1
34	IOAW - Income provisions for older or partially disabled, formerly unemployed persons	5,620	2,065	2,855	-	-	-	1,490	615	690				1
35	IOAZ - Income provisions for older or partially disabled, formerly self-employed persons	1,655	395	545	-	-	-	355	90	110				1
61	Unemployment benefits former civil servants (WRO)	64,000 e	:	:	:	:	:	:	:	:				



### C.4.18 LMP participants by intervention and by type of action, 2007: Netherlands

eurostat	Category, intervention number and name	Number of participants									
		Men and women					Women				
		Total		Under 25s			Total		Total		
16 Stock	17 Entrants	18 Exits	16 Stock	17 Entrants	18 Exits	16 Stock	17 Entrants	18 Exits	18 Exits	Notes	
9	Early retirement	-	-	-	-	-	-	-	-	-	-
2-7	Total LMP measures (categories 2-7)	308,920 u	169,060 u	152,990 u	:	:	:	:	:	:	:
8-9	Total LMP supports (categories 8-9)	546,175 e	:	:	:	:	:	:	:	:	:

Key : Not available; : Not significant; - Not applicable or real zero or zero by default; 0 or 0.00 Less than half of the unit used; e Estimated value; s Eurostat estimate; u Unreliable or uncertain data; participant data complete for interventions covering >=80% but <100% of expenditure

- 1 Stock: end-year figure.
- 2 Intervention coming to an end.
- 3 NL-64 includes participants of NL-53.
- 4 Stock figure estimated on the basis of total expenditure + estimated average expenditure per participant (equivalent to average expenditure per participant in ESF-programme of EUR 2,200).
- 5 Age group <25 concerns people <27 years of age for 2006 and 2007. NL-64 includes participants of NL-60 and NL-53.
- 6 Funding ended in 2006 - there may be some residual participants in programmes that were still running in 2007 but these are assumed to be few.
- 7 Intake for the VLW ended in 2003 so that the 4-year subsidy for entrants up to that time ended in 2006 and there are no longer any participants for this component.
- 8 Participants receiving unemployment insurance/assistance in NL-31 and 33 that are already counted in NL-52 and 64.
- 9 NL-64 includes participants of NL-60.
- 10 Participants already reported under NL-31.

### C.4.19 LMP participants by intervention and by type of action, 2007: Austria

eurostat	Category, intervention number and name	Number of participants												Notes	
		Men and women						Women							
		Total			Under 25s			Total			Under 25s				
		16 Stock	17 Entrants	18 Exits	16 Stock	17 Entrants	18 Exits	16 Stock	17 Entrants	18 Exits	16 Stock	17 Entrants	18 Exits		
<b>1</b>	<b>Labour market services</b>	<b>219,434</b>	<b>1,254,120</b>	<b>:</b>	<b>34,768</b>	<b>241,204</b>	<b>:</b>	<b>97,700</b>	<b>549,580</b>	<b>:</b>					
1.1	16 Counselling for job seekers and enterprises	16,186	39,392	34,733	3,055	8,781	7,783	8,413	23,922	20,410					
28	Interview allowance	-	17,478	17,478	-	3,553	3,553	-	6,561	6,561					
34	Work adjustment backup system and job assistance for the disabled	-	22,226	:	-	13,910	:	-	9,276	:					1
54	[Component] Counselling and support of employment seekers & services for employers (PES) - Individual case-management	203,248	1,175,024	1,354,387	31,713	214,960	280,915	89,287	509,821	581,926					
<b>2</b>	<b>Training</b>	<b>96,614 e</b>	<b>713,968</b>	<b>722,404 u</b>	<b>55,872 e</b>	<b>226,649</b>	<b>232,132 u</b>	<b>48,540 e</b>	<b>375,798</b>	<b>381,083 u</b>					
18	[Component] Employment foundations - Training and guidance	4,660	5,007	4,084	1,020	1,164	676	2,391	2,518	1,990					2
2.1	7 Promotion of occupational mobility - course cost and course related cost	42,204	234,719	243,609	13,001	58,012	61,453	23,775	123,627	129,096					
8	Promotion of occupational mobility - living allowance	48,582	220,616	226,495	14,933	58,135	60,667	26,292	115,204	118,705					
9	Unemployment benefit (ALG) for training after parental leave	-	1	2	-	-	-	-	1	2					3
12	Support for training in institutions	34,701	175,889	180,913	16,078	58,801	61,004	18,427	93,164	96,399					
25	[Component] Further training allowance - Institutional training	1,109	1,720	933	197	382	228	694	987	502					4
2.2	13 Support for training in enterprises - support persons in enterprises for training measures (support of qualification for employees)	4,180	28,113	21,111	499	3,884	3,051	3,196	19,702	14,748					
35	Vocational training for the disabled	2,000 e	4,358	:	1,339 e	2,918	:	918 e	2,000	:					1
2.4	11 Promotion of apprenticeship training and vocational training	25,253	26,889	28,740	25,082	26,697	28,536	10,440	10,834	11,851					
32	JASG training courses	6,864	16,656	16,517	6,864	16,656	16,517	3,022	7,761	7,790					
2.A	60 Adjustment for double counting category 2	-72,939 e	-	-	-23,141 e	-	-	-40,615 e	-	-					
<b>3</b>	<b>Job rotation and job sharing</b>	<b>81</b>	<b>50</b>	<b>76</b>	<b>4</b>	<b>6</b>	<b>9</b>	<b>17</b>	<b>18</b>	<b>15</b>					
3.1	25 [Component] Further training allowance - Job rotation	: n	: n	: n	: n	: n	: n	: n	: n	: n					4
26	Solidarity premium model (SOL)	74	28	54	2	-	2	14	7	4					
3.2	63 Promoted job sharing during part-time parental leave	7	22	22	2	6	7	3	11	11					

### C.4.19 LMP participants by intervention and by type of action, 2007: Austria

eurostat	Category, intervention number and name	Number of participants										Notes	
		Men and women					Women						
		Total		Under 25s			Total		Total				
		16 Stock	17 Entrants	18 Exits	16 Stock	17 Entrants	18 Exits	16 Stock	17 Entrants	18 Exits			
<b>4</b>	<b>Employment incentives</b>	<b>52,725 e</b>	<b>83,564</b>	:	:	:	:	:	:	:	:	:	
4.1	5 Promotion of regional mobility and entry into employment - travel allowance	1,513	2,771	2,787	967	1,464	1,510	870	1,708	1,688			
6	Promotion of regional mobility and entry into employment - childcare allowance	4,822	11,991	12,827	473	1,139	1,255	4,689	11,684	12,515			
15	Integration subsidy (EB)	9,509	28,812	30,791	1,471	4,329	4,814	5,113	15,115	16,147			5
4.2	19 Promotion of investment and restructuring	12,138 e	1,042	:	:	:	:	:	:	:			
30	Bonus/malus system within the scope of unemployment insurance	24,928	38,948	39,314	-	-	-	10,259	16,091	13,259			
4.A	61 Adjustment for double counting category 4	-185 e	-	-	-25 e	-	-	-162 e	-	-			
<b>5</b>	<b>Supported employment and rehabilitation</b>	<b>1,951</b>	:	:	<b>125</b>	:	:	<b>614</b>	:	:	:	:	
5.1	37 Support for employment of the disabled through the BSBs	-	16,148	:	-	3,686	:	-	5,934	:			1
44	Integration enterprises (BSB)	1,951	:	:	125	:	:	614	:	:			6
<b>6</b>	<b>Direct job creation</b>	<b>7,978</b>	<b>18,414</b>	<b>17,517</b>	<b>1,741</b>	<b>3,095</b>	<b>2,940</b>	<b>4,345</b>	<b>8,942</b>	<b>8,558</b>			
14	Socio-economic enterprises (SÖB) and non-profit employment projects (GBP)	7,511	18,008	17,045	1,617	3,039	2,858	3,888	8,543	8,097			
27	Childcare institutions	467	406	472	124	56	82	457	399	461			
<b>7</b>	<b>Start-up incentives</b>	<b>2,460 e</b>	<b>12,248</b>	<b>12,198</b>	<b>154 e</b>	<b>758</b>	<b>756</b>	<b>1,047 e</b>	<b>5,034</b>	<b>4,915</b>			
17	Business start-up programme (UGP+GB)	3,162	12,248	12,198	196	758	756	1,333	5,034	4,915			2
18	[Component] Employment foundations - Support for business start-ups	:	:	:	:	:	:	:	:	:			
7.A	65 Adjustment for double counting category 7	-702 e	-	-	-42 e	-	-	-286 e	-	-			
<b>8</b>	<b>Out-of-work income maintenance and support</b>	<b>202,289</b>	<b>925,407 e</b>	<b>859,196</b>	<b>28,294</b>	<b>170,948</b>	<b>165,081</b>	<b>84,022 e</b>	<b>372,277 e</b>	<b>358,099</b>			
8.1	1 Unemployment benefit	114,468	593,956	589,572	20,661	132,289	127,811	48,863	246,379	244,722			
2	Unemployment assistance	85,181	252,037	268,884	7,631	38,616	37,227	35,045	107,617	113,078			
8.2	20 Short-time working allowance	42	740	740	2	43	43	21	299	299			
21	Bad weather compensation (Builders' Holiday and Severance Payments Fund)	2,598	44,174	-	:	:	-	93 e	1,767 e	-			
8.5	33 Insolvency-bankruptcy compensation (IAG)	-	34,500 e	-	-	:	-	-	16,215 e	-			

### C.4.19 LMP participants by intervention and by type of action, 2007: Austria

eurostat	Category, intervention number and name	Number of participants											
		Men and women						Women					
		Total			Under 25s			Total			Notes		
		16 Stock	17 Entrants	18 Exits	16 Stock	17 Entrants	18 Exits	16 Stock	17 Entrants	18 Exits	16 Stock	17 Entrants	18 Exits
<b>9</b>	<b>Early retirement</b>	<b>56,143</b>	<b>54,237</b>	<b>29,112</b>	<b>158</b>	<b>553</b>	<b>311</b>	<b>25,775</b>	<b>22,833</b>	<b>11,365</b>			
9.2	3 Transfer benefits to facilitate transition into retirement - Special support (SUG)	1,480	87	197	-	-	-	53	3	8			
4	Pension advances	19,447	46,163	25,441	158	553	311	7,016	18,061	9,716		7	
49	Part-time pay/support for older workers	27,784	4,036	2,501	-	-	-	12,791	1,878	953			
64	Transition benefit	7,432	3,951	973	-	-	-	5,915	2,891	688			
<b>2-7</b>	<b>Total LMP measures (categories 2-7)</b>	<b>161,809 e</b>	<b>844,392 u</b>	<b>837,914 u</b>	<b>60,782 u</b>	<b>241,126 u</b>	<b>243,416 u</b>	<b>75,332 u</b>	<b>440,324 u</b>	<b>438,180 u</b>			
<b>8-9</b>	<b>Total LMP supports (categories 8-9)</b>	<b>258,432</b>	<b>979,644 e</b>	<b>888,308</b>	<b>28,452</b>	<b>171,501</b>	<b>165,392</b>	<b>109,797 e</b>	<b>395,110 e</b>	<b>369,464</b>			

Key : Not available; n Not significant; - Not applicable or real zero or zero by default; 0 or 0.00 Less than half of the unit used; e Estimated value; s Eurostat estimate; u Unreliable or uncertain data; participant data complete for interventions covering >=80% but <100% of expenditure

1 Entrants: total beneficiaries (new starts plus end-year stock).

2 Mixed measure (categories 2 and 7) - it is not possible to separate the data so all participants are allocated to training, which is the most important component.

3 Intervention coming to an end.

4 Mixed measure (categories 2 and 3) - all participants are allocated to training, which is the most important component.

5 Stock: average of two year-end figures.

6 Stock: start-year figure.

7 Includes some applicants for invalidity pension.

**C.4.20 LMP participants by intervention and by type of action, 2007: Poland**

eurostat		Category, intervention number and name	Number of participants												Notes
			Men and women						Women						
			Total			Under 25s			Total			Total			
			16 Stock	17 Entrants	18 Exits	16 Stock	17 Entrants	18 Exits	16 Stock	17 Entrants	18 Exits	16 Stock	17 Entrants	18 Exits	
<b>1</b>	<b>Labour market services</b>		<b>46</b>	:	:	<b>16 e</b>	:	:	:	<b>33 e</b>	:	:			
1.1	22 Job clubs - Training in job-search skills		46	9,554	9,047	16 e	2,586 e	2,478 e		33 e	7,486 e	7,065 e		1	
	23 Job clubs - Activation tutorials		-	58,061	58,061	-	25,176 e	25,176 e		-	36,926 e	36,926 e			
	24 Vocational counselling (guidance)		-	317,785	317,785	-	119,624 e	119,624 e		-	174,510 e	174,510 e			
	25 Financing of travel costs		-	:	:	-	:	:		-	:	:			
	26 Financing of accommodation costs		-	:	:	-	:	:		-	:	:			
<b>2</b>	<b>Training</b>		<b>90,720 s</b>	<b>418,574 e</b>	<b>399,111 u</b>	<b>66,301 u</b>	<b>224,616 u</b>	<b>200,423 u</b>		<b>68,556 u</b>	<b>257,271 u</b>	<b>242,515 u</b>			
2.1	3 Vocational training organized by Local (powiat) Labour Office		3,666	3,666	3,666	:	:	:		1,590	1,590	1,590			
	4 Vocational training organised by employers		5	5	5	:	:	:		-	-	-			
	21 Training		4,779	178,089	172,420	1,359 e	50,788 e	48,651 e		1,958 e	76,250 e	74,633 e		1	
	30 Scholarship for continuing education		90 e	1,081	:	90 e	1,081	:		70 e	842	:			
	42 The expenses return on labour market's instruments and services dedicated to unemployed and job-seeking disabled.		1,913	1,913	1,913	:	:	:		977	977	977			
	44 Co-financing of postgraduate studies		15 s	184	42	:	:	:		11 s	126	26		1	
2.2	17 Vocational training in the workplace		18,501	65,777	61,283	3,176 e	10,076 e	8,485 e		14,485 e	49,192 e	45,187 e		1	
	29 Refund of costs of specialist training for workers threatened by lay-offs for reasons relating to place of work		67 e	67	64	:	:	:		20 e	20	20			
	2.4 13 JUNIOR - vocational activation programme for disabled school-leavers		354	354	309	354	354	309		:	:	:			
	16 Apprenticeship		66,909	173,017	164,988	61,322 e	162,317 e	142,978 e		52,012 e	130,841 e	122,649 e		1	
2.A	43 Adjustment for double counting category 2		-5,579 e	-5,579 e	-5,579 e	:	:	:		-2,567 e	-2,567 e	-2,567 e			
<b>3</b>	<b>Job rotation and job sharing</b>		<b>:</b>	<b>:</b>	<b>:</b>	<b>:</b>	<b>:</b>	<b>:</b>		<b>:</b>	<b>:</b>	<b>:</b>			
3.1	28 Replacement work		:	:	:	:	:	:		:	:	:			

### C.4.20 LMP participants by intervention and by type of action, 2007: Poland

eurostat	Category, intervention number and name	Number of participants												Notes	
		Men and women						Women							
		Total			Under 25s			Total			Total				
		16 Stock	17 Entrants	18 Exits	16 Stock	17 Entrants	18 Exits	16 Stock	17 Entrants	18 Exits	16 Stock	17 Entrants	18 Exits		
<b>4</b>	<b>Employment incentives</b>	<b>105,653 u</b>	<b>239,062 u</b>	<b>:</b>	<b>12,098 u</b>	<b>33,694 u</b>	<b>:</b>	<b>50,567 u</b>	<b>109,597 u</b>	<b>:</b>					
4.1	1 Adaptation of the workplace for persons with disability	218	218	218	:	:	:	113 e	113 e	113 e					
15	Interventional jobs	25,882	59,096	56,446	8,928 e	19,344 e	18,298 e	15,407 e	32,925 e	30,355 e					1
20	Refund of costs of equipment and additional equipment of the workplace for the placed unemployed person	3,042 s	36,501	36,501	1,016 s	12,196	12,196	1,317 s	15,808	15,808					
27	Activation allowances	15,937	82,673	:	:	:	:	6,621	33,642	:					1
31	Support of employment in households	:	:	:	:	:	:	:	:	:					2
32	Refund of social insurance contributions	:	:	:	:	:	:	:	:	:					
33	Co-financing the costs of care for children or dependants	:	:	:	:	:	:	:	:	:					
4.2	11 Wage subsidies for disabled workers	60,574	60,574	:	2,154	2,154	:	27,109	27,109	:					
<b>5</b>	<b>Supported employment and rehabilitation</b>	<b>:</b>	<b>:</b>	<b>:</b>	<b>:</b>	<b>:</b>	<b>:</b>	<b>:</b>	<b>:</b>	<b>:</b>					
5.1	2 Reimbursement of cost of remuneration of employee assisting the disabled worker	338	338	338	:	:	:	161	161	161					
6	Support for employers running SWE - refund of training costs related to a change in the production process	-	-	-	-	-	-	-	-	-					3
7	Support for employers running SWE - one-off loan for the protection of existing workplaces for disabled persons	-	-	-	-	-	-	-	-	-					
9	Co-financing the social insurance contributions of disabled workers	:	:	:	:	:	:	:	:	:					
10	Support for employers running SWE - co-financing up to 50% of interest due on bank loans	15,260	15,260	15,260	:	:	:	:	:	:					
12	Wage subsidies for disabled workers in SWE	232,199	232,199	:	5,715	5,715	:	94,477	94,477	:					
14	People with disabilities in the public service	712	712	712	:	:	:	:	:	:					
5.2	8 Reimbursement of costs of creating and operating the occupational activity enterprises	1,689	1,689	1,689	:	:	:	601 e	601 e	601 e					
<b>6</b>	<b>Direct job creation</b>	<b>10,438</b>	<b>115,900</b>	<b>111,820</b>	<b>582</b>	<b>5,991</b>	<b>5,925</b>	<b>6,109</b>	<b>58,829</b>	<b>56,312</b>					
18	Public works	5,370	40,900	37,735	339	2,020	1,809	3,018	15,529	13,835					1
34	Socially useful work	5,068	75,000	74,085	243	3,971	4,116	3,091	43,300	42,477					1

### C.4.20 LMP participants by intervention and by type of action, 2007: Poland

eurostat	Category, intervention number and name	Number of participants												Notes
		Men and women						Women						
		Total			Under 25s			Total			Total			
		16 Stock	17 Entrants	18 Exits	16 Stock	17 Entrants	18 Exits	16 Stock	17 Entrants	18 Exits	16 Stock	17 Entrants	18 Exits	
<b>7</b>	<b>Start-up incentives</b>	<b>4,143 s</b>	<b>45,472</b>	<b>45,472</b>	<b>740 u</b>	<b>8,877 u</b>	<b>8,877 u</b>	<b>8,877 u</b>	<b>1,568 s</b>	<b>17,592 e</b>	<b>17,592 e</b>			
5	Support for starting or running a business	386	386	386	:	:	:	:	111 e	111 e	111 e			
19	Grant for the unemployed starting economic activity	3,757 s	45,086	45,086	740 s	8,877	8,877	8,877	1,457 s	17,481	17,481			
<b>8</b>	<b>Out-of-work income maintenance and support</b>	<b>250,633</b>	<b>497,261</b>	<b>557,456 e</b>	<b>38,837</b>	<b>77,053 e</b>	<b>90,437 e</b>	<b>90,437 e</b>	<b>120,806</b>	<b>222,419</b>	<b>244,069 e</b>			
8.1	Benefits for unemployed	250,633	497,261	557,456 e	38,837	77,053 e	90,437 e	90,437 e	120,806	222,419	244,069 e		1	
8.5	Bankruptcy compensation	-	:	-	-	:	-	-	-	:	-			
<b>9</b>	<b>Early retirement</b>	<b>327,449</b>	<b>:</b>	<b>98,939 e</b>	<b>-</b>	<b>:</b>	<b>:</b>	<b>:</b>	<b>116,716</b>	<b>:</b>	<b>58,673 e</b>			
9.2	Pre-retirement benefits	157,729	:	37,499 e	-	:	- e	- e	51,406	:	18,952 e		1,2	
37	Pre-retirement allowances	169,720	9,321	61,440 e	-	:	:	:	65,310	4,504	39,721 e		1	
<b>2-7</b>	<b>Total LMP measures (categories 2-7)</b>	<b>461,152 u</b>	<b>1,069,206 u</b>	<b>:</b>	<b>85,436 u</b>	<b>278,893 u</b>	<b>:</b>	<b>:</b>	<b>222,039 u</b>	<b>538,528 u</b>	<b>:</b>			
<b>8-9</b>	<b>Total LMP supports (categories 8-9)</b>	<b>578,082</b>	<b>:</b>	<b>656,395 e</b>	<b>38,837</b>	<b>:</b>	<b>:</b>	<b>:</b>	<b>237,522</b>	<b>:</b>	<b>302,742 e</b>			

Key : Not available; : n Not significant; - Not applicable or real zero or zero by default; 0 or 0.00 Less than half of the unit used; e Eurostat estimate; u Unreliable or uncertain data; participant data complete for interventions covering >=80% but <100% of expenditure

1 Stock: end-year figure.

2 Intervention coming to an end.

3 Intervention not applied in 2007.

### C.4.21 LMP participants by intervention and by type of action, 2007: Portugal

eurostat	Category, intervention number and name	Number of participants												Notes
		Men and women						Women						
		Total			Under 25s			Total			Total			
		16 Stock	17 Entrants	18 Exits	16 Stock	17 Entrants	18 Exits	16 Stock	17 Entrants	18 Exits	16 Stock	17 Entrants	18 Exits	
<b>1</b>	<b>Labour market services</b>	-	135,404	135,404	-	32,952	32,952	32,952	-	82,219	82,219	82,219	1	
1.1	[Component] Public employment services - Individual case-management	-	135,404	135,404	-	32,952	32,952	32,952	-	82,219	82,219	82,219	1	
<b>2</b>	<b>Training</b>	45,524 u	60,893	57,123 u	28,978 u	25,989 u	26,874 u	24,502 u	36,677 u	34,172 u				
96	[Component] Integration enterprises - Training	: 814	1,029	: 594	: 814	891	: 594	: :	: :	: 334	: 217	: :		
99	PROFIJ - Training programme for the integration of youngsters (Azores)		891				594							
2.1	Training grants for workers	329	531	398	68	83	63	164	214	158				
63	Initial training (excluding apprenticeship)	902	2,055	1,349	741	1,431	1,120	291	1,121	467			2	
64	Training for unemployed	4,364	17,418	20,409	630	2,537	3,023	3,044	12,340	14,156			3	
67	Special training for disadvantaged groups	208	372	477	24	59	61	114	251	210			2	
115	Vocational training for young and adults	15,065	18,780	13,133	7,019	7,361	6,705	8,997	11,463	7,554			4	
133	Support to handicraft and activities related to natural/cultural/urban heritage	43	-	149	2	-	10	32	-	113			4	
134	[Component] Life and Work Programme - Intervention for vocational training and employment	: :	78	: :	: :	: :	: :	: :	: :	: :			5	
2.2	Practical vocational training	9,026	12,247	11,330	5,118	7,138	6,340	5,829	7,919	7,299				
98	Placement programme (Azores)	349	1,134	821	281	921	668	251	773	529				
127	[Component] Life and Work Programme (Madeira) - Socio-professional integration training period	5	12	10	2	2	3	2	2	2				
132	Training/Employment (Madeira)	63	119	97	24	48	36	63	115	97				
134	[Component] Life and Work Programme - Practical vocational training aiming at socio-professional integration	: :	623	: :	: :	: :	: :	: :	: :	: :			5	
2.3	[Component] Life and Work Programme (Madeira) - Theoretical-practical training	-	-	-	-	-	-	-	-	-				
2.4	Apprenticeship training for young people	14,356	5,604	8,356	14,255	5,518	8,251	5,366	2,145	3,370				
<b>3</b>	<b>Job rotation and job sharing</b>	: n	2	: n	: n	: n	: n	: n	: n	: n			5	
3.1	116 Employment-training rotation program	: n	2	: n	: n	: n	: n	: n	: n	: n			5	



### C.4.21 LMP participants by intervention and by type of action, 2007: Portugal

eurostat	Category, intervention number and name	Number of participants											
		Men and women						Women					
		Total		Under 25s		Total		16 Stock		17 Entrants		18 Exits	
		16 Stock	17 Entrants	18 Exits	16 Stock	17 Entrants	18 Exits	16 Stock	17 Entrants	18 Exits	16 Stock	17 Entrants	18 Exits
<b>4</b>	<b>Employment incentives</b>	<b>78,017 u</b>	<b>40,200</b>	<b>32,913 u</b>	<b>35,286 u</b>	<b>20,967 u</b>	<b>17,577 u</b>	<b>40,520 u</b>	<b>20,728 u</b>	<b>16,198 u</b>			
68	Promotion of socio-professional integration of disabled persons	658	533	25	276	243	17	269	217	8			
96	[Component] Integration enterprises - Integration premiums	2,334	1,396	1,471	288	151	213	1,818	1,081	1,105			
122	Social employment market (Azores)	-	-	-	-	-	-	-	-	-			6
4.1	Subsidies for permanent employment contracts	2,943	1,477	49	1,017	493	23	2,054	1,042	37			
24	Local employment initiatives - ILE	10,093	4,384	112	2,098	1,011	42	5,502	2,482	78			
29	Job creation for young people through exemptions or reductions from compulsory social security contributions	47,790	25,351	26,905	30,870	18,530	17,003	22,822	11,956	12,353			7
31	Reduction of social security contributions to facilitate vocational integration of disabled persons	3,530	869	357	234	170	29	1,263	519	123			7
37	Exemption or reduction from social security contributions to promote recruitment of long-term unemployed	10,156	5,340	3,985	461	350	250	6,337	3,264	2,494			7
125	Integration premium	508	183	2	42	18	-	455	166	-			
127	[Component] Life and Work Programme (Madeira) - Socio-professional integration premium	-	-	-	-	-	-	-	-	-			
127	[Component] Life and Work Programme (Madeira) - Employment support	5	7	7	-	1	-	-	1	-			
134	[Component] Life and Work Programme - Employment incentive	:	603	:	:	:	:	:	:	:			5
134	[Component] Life and Work Programme - Premium for socio-vocational integration	:	57	:	:	:	:	:	:	:			5
<b>5</b>	<b>Supported employment and rehabilitation</b>	<b>6,023</b>	<b>2,746</b>	<b>2,214</b>	<b>4,322</b>	<b>1,745</b>	<b>1,306</b>	<b>2,659</b>	<b>1,162</b>	<b>927</b>			
5.1	Sheltered employment	424	17	17	261	9	9	167	5	4			
5.2	Vocational preparation schemes for disabled persons	5,461	2,668	2,121	3,933	1,679	1,227	2,435	1,134	888			
84	Training and occupational integration of young people and adults with disabilities (Madeira)	138	61	76	128	57	70	57	23	35			8

### C.4.21 LMP participants by intervention and by type of action, 2007: Portugal

eurostat	Category, intervention number and name	Number of participants											Notes
		Men and women						Women					
		Total			Under 25s			Total		Total			
		16 Stock	17 Entrants	18 Exits	16 Stock	17 Entrants	18 Exits	16 Stock	17 Entrants	18 Exits	16 Stock	17 Entrants	
<b>6</b>	<b>Direct job creation</b>	<b>22,717</b>	<b>39,443</b>	<b>37,558</b>	<b>1,503</b>	<b>3,032</b>	<b>3,143</b>	<b>16,253</b>	<b>28,663</b>	<b>27,391</b>			
3	Employment scheme for persons in receipt of unemployment benefits	19,795	34,053	33,095	1,067	2,281	2,516	14,278	24,991	24,337			
4	Employment scheme for unemployed persons in need	2,116	4,408	3,791	238	499	462	1,442	2,989	2,566			
86	Programme for temporary placement of those receiving unemployment benefit (Azores)	288	522	321	60	116	71	178	368	252			
114	Social employment scheme for the unemployed - PROSA (Azores)	417	305	180	97	71	31	283	207	115			
128	Occupational programme for the unemployed (Madeira)	101	155	171	41	65	63	72	108	121			
<b>7</b>	<b>Start-up incentives</b>	<b>4,411</b>	<b>1,796</b>	<b>2 u</b>	<b>115</b>	<b>47</b>	<b>- u</b>	<b>1,580</b>	<b>626</b>	<b>1 u</b>			
25	Subsidies for creation of self-employed	4,372	1,781	2	112	46	-	1,567	623	1			
69	Self-employment for disabled	31	14	-	1	1	-	9	3	-			
81	Support for the creation of self-employment -ACPE (Madeira)	8	1	:	2	-	:	4	-	:			
134	[Component] Life and Work Programme - Incentives for self-employment	-	-	-	-	-	-	-	-	-		5	
<b>8</b>	<b>Out-of-work income maintenance and support</b>	<b>287,864</b>	<b>193,834</b>	<b>233,109</b>	<b>15,385</b>	<b>24,074</b>	<b>23,088</b>	<b>162,683</b>	<b>86,973</b>	<b>126,970</b>			
8.1	Unemployment subsidy	197,718	128,431	124,630	8,310	12,607	10,420	107,510	59,745	62,632			
76	Unemployment assistance	74,896	49,631	94,718	6,378	10,712	12,012	47,314	19,432	58,842			
8.2	1 Short-time working or temporary suspension of employment	315	290	217	8	20	14	154	157	111			
8.3	104 Partial unemployment benefit	4,031	3,027	2,640	185	155	138	2,991	2,279	671			
8.5	61 Payment of backdated earnings from bankrupt or insolvent firms	10,904	12,455	10,904	504	580	504	4,714	5,360	4,714			

### C.4.21 LMP participants by intervention and by type of action, 2007: Portugal

eurostat	Category, intervention number and name	Number of participants												
		Men and women						Women						
		Total			Under 25s			Total			Notes			
		16 Stock	17 Entrants	18 Exits	16 Stock	17 Entrants	18 Exits	16 Stock	17 Entrants	18 Exits	16 Stock	17 Entrants	18 Exits	
<b>9</b>	<b>Early retirement</b>	<b>29,107</b>	:	:	-	-	-	-	-	-	-	<b>7,377</b>	:	:
9.2	41 Early retirement for the elderly unemployed	27,054	:	:	-	-	-	-	-	-	-	7,222	:	:
	44 Early retirement agreements between workers and employers	2,053	:	:	-	-	-	-	-	-	-	155	:	:
<b>2-7</b>	<b>Total LMP measures (categories 2-7)</b>	<b>156,692 u</b>	<b>145,080</b>	<b>129,810 u</b>	<b>70,204 u</b>	<b>51,780 u</b>	<b>48,900 u</b>	<b>85,514 u</b>	<b>87,856 u</b>	<b>78,689 u</b>				
<b>8-9</b>	<b>Total LMP supports (categories 8-9)</b>	<b>316,971</b>	<b>193,834 u</b>	<b>233,109 u</b>	<b>15,385</b>	<b>24,074</b>	<b>23,088</b>	<b>170,060</b>	<b>86,973 u</b>	<b>126,970 u</b>				

Key : Not available; : Not significant; - Not applicable or real zero or zero by default; 0 or 0.00 Less than half of the unit used; e Estimated value; s Eurostat estimate; u Unreliable or uncertain data; participant data complete for interventions covering >=80% but <100% of expenditure

1 It includes placement, information and vocational guidance - individual technical performances. No data from Azores and Madeira.

2 Data from IGFE relate to the total number of beneficiaries and are reported as Entrants (no data available for Stocks). Entrants from IEPF and DRFP = New starts (sum of monthly figures).

3 Data from IGFE relate to Entrants and Exits (no data available for Stocks). Data on the total number of beneficiaries are also available, but are not reported here.

4 Intervention coming to an end.

5 Entrants: total beneficiaries (new starts plus end-year stock).

6 Intervention not applied in 2007.

7 A small number of participants cannot be accurately allocated between measures PT-29, 31 and 37. Participants by measure may therefore be slightly under or over-stated but the total for the three is correct.

8 Stock: end-year figure.

### C.4.22 LMP participants by intervention and by type of action, 2007: Romania

eurostat	Category, intervention number and name	Number of participants												Notes
		Men and women						Women						
		Total			Under 25s			Total			Total			
		16 Stock	17 Entrants	18 Exits	16 Stock	17 Entrants	18 Exits	16 Stock	17 Entrants	18 Exits	16 Stock	17 Entrants	18 Exits	
<b>1</b>	<b>Labour market services</b>	<b>390,183</b>	<b>1,085,981</b>	<b>1,188,143</b>	<b>59,727</b>	<b>203,479</b>	<b>232,589</b>	<b>168,755</b>	<b>455,216</b>	<b>490,050</b>				
1.1	Information and counselling services provided by ANOFM to employees at risk of losing their job	-	24,436	-	-	1,804	-	-	9,276	-				
5	Information and professional counselling for registered jobseekers	-	-	-	-	-	-	-	-	-			1	
6	Labour mediation	390,183	1,085,981	1,188,143	59,727	203,479	232,589	168,755	455,216	490,050				
1.A	Adjustment double counting	-	-24,436	-	-	-1,804	-	-	-9,276	-			2	
<b>2</b>	<b>Training</b>	<b>14,699</b>	<b>46,931</b>	<b>43,849</b>	<b>3,545</b>	<b>11,581</b>	<b>10,425</b>	<b>7,488</b>	<b>24,631</b>	<b>21,684</b>				
2.1	Training services prior to dismissal	-	-	-	-	-	-	-	-	-				
7	Training for registered unemployed	13,271	41,764	39,332	3,306	10,661	9,648	6,885	22,489	19,747				
35	Training for offenders	469	1,785	1,443	102	438	341	22	114	101				
2.3	Re-qualification and specialisation of the at risk employees	959	3,382	3,074	137	482	436	581	2,028	1,836				
<b>3</b>	<b>Job rotation and job sharing</b>	<b>-</b>	<b>-</b>	<b>-</b>	<b>-</b>	<b>-</b>	<b>-</b>	<b>-</b>	<b>-</b>	<b>-</b>				

**C.4.22 LMP participants by intervention and by type of action, 2007: Romania**

eurostat	Category, intervention number and name	Number of participants												Notes		
		Men and women						Women								
		Total			Under 25s			Total			Total					
		16 Stock	17 Entrants	18 Exits	16 Stock	17 Entrants	18 Exits	16 Stock	17 Entrants	18 Exits	16 Stock	17 Entrants	18 Exits			
<b>4</b>	<b>Employment incentives</b>	<b>47,107</b>	<b>74,062 u</b>	<b>69,024 u</b>	<b>12,520</b>	<b>21,350 u</b>	<b>19,240 u</b>	<b>22,696</b>	<b>35,364 u</b>	<b>32,317 u</b>						
4.1	Credits for entrepreneurs aimed at creating new jobs for unemployed persons	-	817	-	-	128	-	-	299	-	3					
11	Income top-up for unemployed persons finding work before the expiry of the unemployment benefit period	11,319	24,665	25,877	170	868	731	4,933	11,105	11,019						
12	Installation allowance	-	1,353	-	-	155	-	-	272	-						
13	Relocation allowance	-	1,745	-	-	513	-	-	916	-						
14	Subsidies for graduate recruitment	14,008	15,246	20,096 e	12,198	13,830	17,614 e	8,221	8,779	11,246 e						
15	Subsidies for creating jobs for graduates from the medical sector	71	85	363 e	18	14	39 e	47	56	229 e						3
16	Subsidies for creating jobs for disabled graduates	23	36	53 e	14	25	49 e	12	20	19 e						
18	Subsidies for employers taking on registered unemployed	20,770	21,891	21,830 e	44	33	298 e	9,079	9,154	9,348 e						
19	Subsidies for the recruitment of disabled persons	194	286	168 e	46	57	49 e	78	135	65 e						
21	Incentives for employers taking on registered unemployed	178	:	:	7	:	:	23	:	:						
36	Subsidies for unemployed approaching pension age	509	493	:	-	-	:	282	234	:						
41	Income completion for graduates	35	1,401	637	23	728	460	21	883	391						
42	Installation allowance for graduates	-	6,044	-	-	4,999	-	-	3,511	-						
4.2	Other measures for young people with difficulties and at risk of professional exclusion	-	-	-	-	-	-	-	-	-						4
4.A	Adjustment for double counting (measures 11, 12 and 14)	-	-	-	-	-	-	-	-	-						
<b>5</b>	<b>Supported employment and rehabilitation</b>	<b>-</b>	<b>-</b>	<b>-</b>	<b>-</b>	<b>-</b>	<b>-</b>	<b>-</b>	<b>-</b>	<b>-</b>						
<b>6</b>	<b>Direct job creation</b>	<b>21,163</b>	<b>55,600</b>	<b>52,560 u</b>	<b>3,422</b>	<b>7,177</b>	<b>5,288 u</b>	<b>5,684</b>	<b>15,084</b>	<b>14,299 u</b>						
20	Temporary employment	19,505	53,624	52,560	1,886	5,237	5,288	4,944	14,225	14,299						
25	Solidarity contracts for young people with difficulties and at risk of professional exclusion	1,658	1,976	:	1,536	1,940	:	740	859	:						
<b>7</b>	<b>Start-up incentives</b>	<b>:</b>	<b>13,155</b>	<b>-</b>	<b>:</b>	<b>2,495</b>	<b>-</b>	<b>:</b>	<b>5,459</b>	<b>-</b>						
8	Counselling for business start-up	-	13,144	-	-	2,494	-	-	5,452	-						
9	Credits for unemployed entrepreneurs aimed at creating new jobs for other unemployed persons	:	11	-	:	1	-	:	7	-						3

### C.4.22 LMP participants by intervention and by type of action, 2007: Romania

eurostat	Category, intervention number and name	Number of participants												Notes
		Men and women						Women						
		Total			Under 25s			Total			Total			
		16 Stock	17 Entrants	18 Exits	16 Stock	17 Entrants	18 Exits	16 Stock	17 Entrants	18 Exits	16 Stock	17 Entrants	18 Exits	
<b>8</b>	<b>Out-of-work income maintenance and support</b>	<b>169,602</b>	<b>231,109</b>	<b>263,390</b>	<b>15,149</b>	<b>32,642</b>	<b>42,320</b>	<b>71,179</b>	<b>107,243</b>	<b>118,310</b>				
8.1	2 [Component] Unemployment indemnity 2 - indemnity (50%)	12,063	25,973	36,146	11,209	23,679	32,968	6,035	13,675	18,072				
2	[Component] Unemployment indemnity 2 - indemnity (75%)	116,463	182,496	212,757	3,848	8,866	8,773	54,191	86,985	97,097				
22	Support in case of restructuring in the defence sector or state owned companies	39,391	18,084	14,487	90	97	579	10,336	5,283	3,141				
8.4	23 Compensation in case of restructuring of state owned companies and collective lay offs	1,715	4,556	-	4	-	-	629	1,300	-				
8.A	33 Adjustment for double-counting, category 8	-30	-	-	-2	-	-	-12	-	-			5	
<b>9</b>	<b>Early retirement</b>	-	-	-	-	-	-	-	-	-				
<b>2-7</b>	<b>Total LMP measures (categories 2-7)</b>	<b>82,969</b>	<b>189,748 u</b>	<b>165,433 u</b>	<b>19,487</b>	<b>42,603 u</b>	<b>34,953 u</b>	<b>35,868</b>	<b>80,538 u</b>	<b>68,300 u</b>				
<b>8-9</b>	<b>Total LMP supports (categories 8-9)</b>	<b>169,602</b>	<b>231,109</b>	<b>263,390</b>	<b>15,149</b>	<b>32,642</b>	<b>42,320</b>	<b>71,179</b>	<b>107,243</b>	<b>118,310</b>				

Key : Not available; :n Not significant; - Not applicable or real zero or zero by default; 0 or 0.00 Less than half of the unit used; e Estimated value; s Eurostat estimate; u Unreliable or uncertain data; participant data complete for interventions covering >=80% but <100% of expenditure

- 1 Participants are the same persons as reported for Labour mediation (RO-6).
- 2 Adjustment for double-counting between RO-3 and RO-6. In order to benefit from counselling services (RO-3), participants must first register with ANOFM (new registrations counted in RO-6).
- 3 Intervention is coming to an end.
- 4 Intervention not applied in 2007.
- 5 Adjustment for double counting between participants receiving unemployment indemnity (RO-2) and those receiving income completion (RO-22).

### C.4.23 LMP participants by intervention and by type of action, 2007: Slovenia

eurostat	Category, intervention number and name	Men and women										Number of participants					
		Total					Under 25s					Women			Notes		
		17 Entrants		18 Exits		16 Stock		17 Entrants		18 Exits		16 Stock		17 Entrants		18 Exits	
		16 Stock	17 Entrants	18 Exits	16 Stock	17 Entrants	18 Exits	16 Stock	17 Entrants	18 Exits	16 Stock	17 Entrants	18 Exits				
<b>1</b>	<b>Labour market services</b>	:	<b>551,552 s</b>	:	:	:	:	:	:	:	:	:	:	:	:	:	:
1.1	13 Job seekers clubs	193	1,027	657	36	200	120				150	796	517				
46	Medical employment counselling	:	3,278	:	:	:	:	:	:	:	:	:	:	:	:	:	:
48	[Component] General services and counselling -	:	542,498 s	:	:	:	:	:	:	:	:	:	:	:	:	:	:
57	Help in planning professional career and in searching employment	293	4,511	4,124	57	1,018	969				201	3,157	2,882				
63	Development and testing of a new workshop: Consultation service for a successful labour market entry	51	238	236	8	38	38				34	160	159				
<b>2</b>	<b>Training</b>	<b>4,567 u</b>	<b>27,128</b>	<b>9,611 u</b>	<b>1,327 u</b>	<b>2,983</b>	<b>2,418 u</b>				<b>2,804 u</b>	<b>13,256</b>	<b>6,058 u</b>				
2.1	9 Project learning for younger adults [PUM]	59	91	99	56	83	95				29	46	46				
10	Development and training programmes	797	4,586	3,177	120	644	428				445	2,843	1,963				
11	Programmes for obtaining professional education [Programme 10.000+]	2,712	2,851	3,064	1,035	1,086	1,197				1,802	1,844	2,013				
18	Work funds	467	-	:	16 s	-	:				205 s	-	:				1
26	Training for a successful life: A bridge to education	63	246	223	11	49	38				49	188	171				
28	National professional qualifications	27	205	185	4	34	29				15	99	86				
2.2	12 On the job and integrated training programmes	97	695	692	22	159	159				65	480	479				
14	Work trial	179	2,211	1,944	41	485	434				105	1,328	1,177				
35	Training and education of employees: Mainly in branches undergoing restructuring	:	16,243	:	:	443	:				:	6,428	:				
41	On-the-job training and integrated training programmes for disabled people	58	-	117	8	-	24				22	-	54				1
42	On-the-job training programme in learning workshops and learning enterprises	108 s	-	110 s	14 s	-	14 s				67 s	-	69 s				1
<b>3</b>	<b>Job rotation and job sharing</b>	-	-	-	-	-	-				-	-	-				
<b>4</b>	<b>Employment incentives</b>	<b>1,781</b>	<b>546</b>	<b>1,879</b>	<b>353</b>	<b>85</b>	<b>393</b>				<b>1,007</b>	<b>304</b>	<b>1,068</b>				
23	Pay supplement for disabled and disadvantaged persons	13	3	5	-	-	-				3	1	2				
24	Promoting new employment	1,554	38	1,854	320	8	390				888	27	1,053				
60	Promotion of new employment of long-term unemployed, recipients of financial social assistance	128	325	15	33	77	3				83	206	12				
61	Promotion of new employment of older people in 2007	86	180	5	-	-	-				33	70	1				

### C.4.23 LMP participants by intervention and by type of action, 2007: Slovenia

eurostat	Category, intervention number and name	Number of participants										Notes
		Men and women					Women					
		Total		Under 25s			Total		18 Exits			
16 Stock	17 Entrants	18 Exits	16 Stock	17 Entrants	18 Exits	16 Stock	17 Entrants	18 Exits	16 Stock	17 Entrants	18 Exits	
<b>5</b>	<b>Supported employment and rehabilitation</b>	-	-	-	-	-	-	-	-	-	-	-
<b>6</b>	<b>Direct job creation</b>	<b>5,615</b>	<b>3,802</b>	<b>7,210</b>	<b>805</b>	<b>270</b>	<b>1,017</b>	<b>3,307</b>	<b>2,326</b>	<b>4,216</b>		
2	Subsiding employment in providing home help and personal assistance and care for the disabled ["Disabled for Disabled" Programme]	182	147	36	17	12	4	148	118	26		
3	Public works	2,271	3,475	3,465	144	233	233	1,347	2,086	2,083		
39	Assistance in employing long-term unemployed women	3,110	74	3,708	640	16	780	1,778	53	2,106		
62	Projects of employment programmes in non-profit employers	52	106	1	4	9	-	34	69	1		
<b>7</b>	<b>Start-up incentives</b>	<b>320</b>	<b>417</b>	<b>:</b>	<b>17</b>	<b>12</b>	<b>:</b>	<b>117</b>	<b>161</b>	<b>:</b>		
16	Promotion of self-employment / entrepreneurship [implemented by the ESS]	320	417	:	17	12	:	117	161	:		
<b>8</b>	<b>Out-of-work income maintenance and support</b>	<b>18,074</b>	<b>21,552</b>	<b>37,065</b>	<b>382</b>	<b>549</b>	<b>1,508</b>	<b>9,029</b>	<b>11,219</b>	<b>20,173</b>		
8.1	Unemployment insurance	16,532	21,552	27,702	215	549	713	8,092	11,219	14,428		
32	Unemployment assistance	1,542	-	9,363	167	-	795	937	-	5,745	1	
<b>9</b>	<b>Early retirement</b>	<b>-</b>	<b>-</b>	<b>-</b>	<b>-</b>	<b>-</b>	<b>-</b>	<b>-</b>	<b>-</b>	<b>-</b>		
<b>2-7</b>	<b>Total LMP measures (categories 2-7)</b>	<b>12,283 u</b>	<b>31,893</b>	<b>18,700 u</b>	<b>2,502 u</b>	<b>3,350</b>	<b>3,828 u</b>	<b>7,235 u</b>	<b>16,047</b>	<b>11,342 u</b>		
<b>8-9</b>	<b>Total LMP supports (categories 8-9)</b>	<b>18,074</b>	<b>21,552</b>	<b>37,065</b>	<b>382</b>	<b>549</b>	<b>1,508</b>	<b>9,029</b>	<b>11,219</b>	<b>20,173</b>		

Key : Not available; :n Not significant; - Not applicable or real zero or zero by default; 0 or 0.00 Less than half of the unit used; e Estimated value; s Eurostat estimate; u Unreliable or uncertain data; participant data complete for interventions covering >=80% but <100% of expenditure

1 Intervention coming to an end.



### C.4.24 LMP participants by intervention and by type of action, 2007: Slovakia

eurostat	Category, intervention number and name	Number of participants												Notes		
		Men and women						Women								
		Total			Under 25s			Total			Under 25s					
		16 Stock	17 Entrants	18 Exits	16 Stock	17 Entrants	18 Exits	16 Stock	17 Entrants	18 Exits	16 Stock	17 Entrants	18 Exits			
<b>1</b>	<b>Labour market services</b>															
1.1	3 Professional consultancy	: 507,968	507,968	507,968	: 116,495	116,495	116,495	: 280,721	280,721	280,721	: 280,721	280,721	280,721			
<b>2</b>	<b>Training</b>															
2.1	4 Education and preparation for the labour market of the job seeker and person interested in employment	645	8,621	8,829	104	1,412	1,501	447	5,148	5,307	447	5,148	5,307	1		
<b>3</b>	<b>Job rotation and job sharing</b>	-	-	-	-	-	-	-	-	-	-	-	-			
<b>4</b>	<b>Employment incentives</b>															
4.1	6 Contribution for employing a disadvantaged job seeker	8,482 s	19,658	11,578 u	3,716 s	11,168	8,560 u	5,478 s	12,994	7,537 u	3,079	2,275	2,215			
7	Contribution for the graduate practice	4,936	3,576	3,697	1,137	1,008	680	1,661	6,179	5,322	1,661	6,179	5,322			
20	Contribution for commuting to work	2,376	8,880	7,881	2,371	8,880	7,880	738 s	4,540							
		1,170 s	7,202		208 s	1,280										
<b>5</b>	<b>Supported employment and rehabilitation</b>															
5.1	10 Contribution for establishing and maintaining the protected workshop and protected workplace	1,150	3,576	430	70	157	32	637	2,017	240	595	577	215			
12	Contribution for activities of the assistant at work	1,080	1,034	379	67	79	28	42	43	25						
13	Contribution to cover operating costs of the sheltered workshop or sheltered workplace and employees transport costs	70	80	51	3	10	4	-	1,397	-						
		-	2,462	-	-	68	-									
<b>6</b>	<b>Direct job creation</b>															
8	Contribution for activation activity	65,217	267,772	258,567	8,009	39,055	38,401	31,661	129,423	125,356	31,661	129,423	125,356			
<b>7</b>	<b>Start-up incentives</b>															
5	Contribution for self-employment	18,344	10,210	9,051	2,520	2,014	787	7,123	3,980	3,457	6,863	3,809	3,429			
11	Contribution for operating or performing self-employment to disabled citizens	17,723	9,815	8,993	2,500	2,001	787	260	171	28	260	171	28			
		621	395	58	20	13	-									
<b>8</b>	<b>Out-of-work income maintenance and support</b>															
8.1	Unemployment benefit	82,659	67,270		3,448	2,709 u		43,013	34,515		43,013	33,176				
8.5	Benefit of guarantee insurance	-	64,949	-	3,448	2,709 s	-	-	1,339	-	-	-	-			
		-	2,321	-	-		-	-			-					

### C.4.24 LMP participants by intervention and by type of action, 2007: Slovakia

eurostat	Category, intervention number and name	Number of participants												Notes	
		Men and women						Women							
		Total			Under 25s			Total			Total				
		16 Stock	17 Entrants	18 Exits	16 Stock	17 Entrants	18 Exits	16 Stock	17 Entrants	18 Exits	16 Stock	17 Entrants	18 Exits		
9	<b>Early retirement</b>	48,225	19,672	16,140 s	-	-	-	-	-	-	-	13,851	6,369	8,296 s	
9.2	16 Early old-age pension	48,225	19,672	16,140 s	-	-	-	-	-	-	-	13,851	6,369	8,296 s	2
2-7	<b>Total LMP measures (categories 2-7)</b>	93,838 s	309,837	288,455 u	14,419 s	53,806	49,281 u	45,346 s	153,562	141,897 u		56,864	40,884		
8-9	<b>Total LMP supports (categories 8-9)</b>	130,884	86,942	:	3,448	2,709 u	:	56,864	40,884	:					

Key : Not available; :n Not significant; - Not applicable or real zero or zero by default; 0 or 0.00 Less than half of the unit used; e Eurostat estimate; s Estimated value; u Unreliable or uncertain data; participant data complete for interventions covering >=80% but <100% of expenditure

- 1 Only jobseekers are included.
- 2 Stock: end-year figure.

### C.4.25 LMP participants by intervention and by type of action, 2007: Finland

eurostat	Category, intervention number and name	Men and women										Number of participants			
		Total					Men and women					Women			
		17 Entrants		18 Exits		16 Stock	17 Entrants		18 Exits		16 Stock	17 Entrants		18 Exits	
		17 Entrants	18 Exits	17 Entrants	18 Exits		17 Entrants	18 Exits	17 Entrants	18 Exits					
<b>1</b>	<b>Labour market services</b>	<b>1,454</b>	<b>462,666</b>	<b>:</b>	<b>136 u</b>	<b>145,488 u</b>	<b>:</b>	<b>388 u</b>	<b>:</b>	<b>:</b>	<b>:</b>	<b>:</b>	<b>:</b>	<b>:</b>	
1.1	Mobility allowance	-	16,996	16,996	-	5,545	5,545	-	-	-	-	-	-	-	1
20	Vocational guidance	-	29,938	:	-	10,344 e	:	-	-	-	-	-	-	-	2
22	Vocational rehabilitation	779	27,500	:	:	:	:	:	:	:	:	:	:	:	3
47	Interviews and individual action plans	-	360,006	:	-	123,782	:	-	-	-	-	-	-	-	4
48	Integration	-	9,848	:	-	2,122	:	-	-	-	-	-	-	-	
49	Job-clubs	675	18,378	19,743	136 e	3,695	3,969	388 e	10,576	11,362					
<b>2</b>	<b>Training</b>	<b>50,244</b>	<b>143,805</b>	<b>139,262 u</b>	<b>12,591 e</b>	<b>41,816</b>	<b>40,048 e</b>	<b>28,092 e</b>	<b>80,858</b>	<b>78,077 u</b>					
2.1	Labour market training	30,693	81,275	78,571	4,924 e	13,038	12,940	16,228 e	42,971	41,456					
17	Training allowance	1,764	1,352	:	-	-	-	1,533 e	1,050	:					
2.2	Employment subsidy for coaching for working life	1,657	6,524	6,788	321	1,338	1,315 e	1,176	4,796	4,818 e					
15	Trainee work/coaching for working life with labour market support	11,310	50,640	50,734	5,476	25,813	24,564 e	6,735	30,013	30,212 e					
2.4	Apprenticeship for the unemployed	4,820	4,014	3,169	1,870	1,627	1,229 e	2,420	2,028	1,591 e					
<b>3</b>	<b>Job rotation and job sharing</b>	<b>7,769</b>	<b>12,780</b>	<b>:</b>	<b>1,328 e</b>	<b>2,211</b>	<b>:</b>	<b>5,662</b>	<b>9,315</b>	<b>:</b>					
3.1	Job rotation	6,589	10,994	:	1,262 e	2,102	:	4,635	7,753	:					
3.2	Part-time pay supplement	1,180	1,786	2,122	66	109	119 e	1,027	1,562	1,847 e					
<b>4</b>	<b>Employment incentives</b>	<b>16,131</b>	<b>25,029</b>	<b>25,848</b>	<b>911</b>	<b>1,690</b>	<b>1,464 e</b>	<b>8,579</b>	<b>12,492</b>	<b>13,743 e</b>					
4.1	Employment subsidy, private companies	15,934	25,017	25,473	887	1,689	1,418 e	8,486	12,488	13,566 e					5
35	Combined subsidy	197	12	375	24	1	46 e	93	4	177 e					5,6
<b>5</b>	<b>Supported employment and rehabilitation</b>	<b>8,434 e</b>	<b>29,228 e</b>	<b>:</b>	<b>:</b>	<b>:</b>	<b>:</b>	<b>:</b>	<b>:</b>	<b>:</b>					
5.1	Employment supporting activity of the municipalities	3,148 e	3,700 e	:	223 e	262 e	:	1,259 e	1,480 e	:					1,7
5.2	Rehabilitation activities of the social insurance institution	2,539	15,498	:	645 e	3,939	:	:	:	:					1
26	Rehabilitation activities of the employment pension scheme	2,147	7,948	3,481	:	:	:	1,160	4,293	2,062					1
27	Rehabilitation activities of the accident and traffic insurance	600 e	2,082	:	:	:	:	:	:	:					1
<b>6</b>	<b>Direct job creation</b>	<b>13,755</b>	<b>33,226</b>	<b>:</b>	<b>922 e</b>	<b>2,410</b>	<b>:</b>	<b>7,996 e</b>	<b>17,504</b>	<b>:</b>					
8	Temporary government employment	1,771	2,947	3,463	70	125	137 e	994	1,369	1,944 e					
9	Employment subsidy, municipalities	8,658	15,053	16,323	701	1,592	1,322 e	5,555	9,513	10,473 e					5
36	Rehabilitative work experience	3,326	15,226	:	151 e	693	:	1,447 e	6,622	:					

### C.4.25 LMP participants by intervention and by type of action, 2007: Finland

eurostat	Category, intervention number and name	Number of participants											
		Men and women						Women					
		Total			Under 25s			Total			Total		
		16 Stock	17 Entrants	18 Exits	16 Stock	17 Entrants	18 Exits	16 Stock	17 Entrants	18 Exits	16 Stock	17 Entrants	18 Exits
<b>7</b>	<b>Start-up incentives</b>	<b>4,520</b>	<b>8,022</b>	<b>8,313</b>	<b>402</b>	<b>802</b>	<b>740 e</b>	<b>2,091</b>	<b>3,655</b>	<b>3,843 e</b>			
11	Start-up grant	2,230	3,762	4,042	181	343	328 e	1,079	1,788	1,956 e			
55	Start-up grant for non-unemployed	2,290	4,260	4,271	221	459	412 e	1,012	1,867	1,887 e			
<b>8</b>	<b>Out-of-work income maintenance and support</b>	<b>194,117</b>	<b>217,280</b>		<b>12,027</b>	<b>26,741 u</b>		<b>99,825</b>	<b>118,876 u</b>				
8.1	Earnings-related unemployment allowance	82,458	97,949		1,456	4,055		44,751	51,653				
2	Basic unemployment allowance	12,673	19,842		1,342	3,493		5,748	9,260				
4	Labour market support (passive component)	74,547	48,333		7,263	12,646		31,651	24,180				
8.2	Earnings related adjusted unemployment allowance as partial unemployment benefit	291	1,705		4	49		159	871				
32	Adjusted basic unemployment allowance or labour market support as partial unemployment benefit	-	8		-	2		-	6				
8.3	Earnings related adjusted unemployment allowance as part-time unemployment benefit	14,940	29,543		349	1,291		11,547	22,644				
33	Adjusted basic unemployment allowance or labour market support as part-time unemployment benefit	9,208	14,878		1,613	5,205		5,969	10,262				
8.5	Pay security	-	5,022	5,022	-			-					
<b>9</b>	<b>Early retirement</b>	<b>45,671</b>	<b>12,632</b>	<b>9,346</b>				<b>24,039</b>	<b>6,697</b>	<b>4,920</b>			
9.2	Unemployment pension	45,671	12,632	9,346	-	-	-	24,039	6,697	4,920			
<b>2-7</b>	<b>Total LMP measures (categories 2-7)</b>	<b>100,853 e</b>	<b>252,090 e</b>		<b>17,022 u</b>	<b>53,130 u</b>		<b>54,839 u</b>	<b>129,597 u</b>				
<b>8-9</b>	<b>Total LMP supports (categories 8-9)</b>	<b>239,788</b>	<b>229,912</b>		<b>12,027</b>	<b>26,741 u</b>		<b>123,864</b>	<b>125,573 u</b>				

Key : Not available; n: Not significant; - Not applicable or real zero or zero by default; 0 or 0.00 Less than half of the unit used; e Estimated value; s Eurostat estimate; u Unreliable or uncertain data; participant data complete for interventions covering >=80% but <100% of expenditure

1 Entrants: total beneficiaries (new starts plus end-year stock).

2 Entrants: total number of activities financed by the Labour Administration. A person in rehabilitation usually benefits from various activities during rehabilitation (examinations, ability testing, job trials, etc).

3 Entrants include the individual action plans which have been made during the year.

4 Entrants correspond to the integration plans which have been made during the year.

5 FI-9 and FI-10 now include most of the participant data of FI-35.

6 Intervention coming to an end.

7 Stock: end-year figure.

### C.4.26 LMP participants by intervention and by type of action, 2007: Sweden

eurostat	Category, intervention number and name	Number of participants													
		Men and women						Women							
		Total		Under 25s		18 Exits		Total		17 Entrants		18 Exits			
		16 Stock	17 Entrants	18 Exits	16 Stock	17 Entrants	18 Exits	16 Stock	17 Entrants	18 Exits	16 Stock	17 Entrants	18 Exits		
<b>1</b>	<b>Labour market services</b>	<b>367,488</b>	:	:	<b>54,653</b>	:	:	<b>11,492</b>	<b>17,963</b>	<b>47,143</b>	<b>41,363</b>	<b>191,440</b>	:	:	
1.1	20 Individual guidance service	337,605	:	:	54,378	:	:		177,808	:	:		:	:	
	42 Activity Guaranteee	29,883	10,389	30,950	275	237	343		13,632	5,091	14,162				
<b>2</b>	<b>Training</b>	<b>37,912</b>	<b>103,787</b>	<b>91,934</b>	<b>3,351</b>	<b>12,297</b>	<b>11,492</b>	<b>17,963</b>	<b>47,143</b>	<b>13,015</b>	<b>19,263</b>				
43	Activities within counselling, guidance and placement services	15,016	27,416	40,383	377	1,799	1,932		7,459						
47	Projects with Employment Policy Orientation	310	1,147	1,522	50	204	393		156	569	751				
70	Job and Development Program	9,073	36,915	6,124	265	1,127	238		4,441	17,902	2,740				
74	Youth Job Programme	98	1,179	1	98	1,178	1		41	489	1				
2.1	6 Computer/activity centres	5	4	569	-	-	39		4	2	341				
49	Preparatory Training Courses	5,436	22,060	23,306	673	4,009	3,896		2,615	9,813	10,566				
50	Employment Training	7,686	13,953	18,439	1,755	3,647	4,154		3,107	4,789	6,994				
2.2	3 International practice scholarship	:	:	:	:	:	:		:	:	:				
68	Apprentice Jobs	141	299	848	112	200	693		50	90	299				
2.3	67 In-depth Assessment and Counselling Guidance	147	814	742	21	133	146		90	474	408				
<b>3</b>	<b>Job rotation and job sharing</b>	<b>4,084</b>	-	<b>13,128</b>	<b>52</b>	-	<b>127</b>	<b>2,903</b>	<b>9,416</b>	-	<b>9,416</b>				
3.1	53 Career Break	4,084	-	13,128	52	-	127		2,903	-	9,416				1
<b>4</b>	<b>Employment incentives</b>	<b>97,633</b>	<b>100,501</b>	<b>77,780</b>	<b>6,658</b>	<b>23,471</b>	<b>21,646</b>	<b>40,934</b>	<b>43,619</b>	<b>33,318</b>	<b>33,318</b>				
4.1	7 Municipal youth programme	1,303	6,296	7,981	1,303	6,296	7,981		679	3,213	4,087				
12	Wage subsidies	59,525	21,001	17,946	2,040	1,523	965		23,224	8,436	6,733				
15	Mobility allowance	-	27,548	-	-	3,050	-		-	11,640	-				
31	Youth guarantee	1,062	5,698	6,504	1,061	5,696	6,398		461	2,515	2,891				
35	Work Experience	3,453	16,873	17,714	537	3,876	3,450		1,605	7,809	8,266				2
36	General recruitment incentive	612	36	3,957	198	9	1,251		224	14	1,458				2
37	Extended recruitment incentive (for persons enrolled with the PES for 2 years)	4,278	91	8,264	212	3	342		1,472	29	2,863				2
40	Grants for technical aids and workplace adjustments and for a works assistant	-	12,379	-	-	2,025	-		-	5,563	-				
44	Special recruitment incentive	5,976	3,657	6,490	13	34	11		2,228	1,383	2,289				
60	Development Employment	2,490	3,866	2,001	313	495	252		1,010	1,562	816				
63	Plus Jobs	18,327	772	3,832	838	15	259		9,653	411	1,802				
64	Trainee Replacement Scheme	269	99	1,567	83	44	469		238	87	1,379				
65	Trial Opportunity	240	1,747	1,464	39	315	255		116	844	718				
73	Entry recruitment incentive	98	438	60	21	90	13		24	113	16				

### C.4.26 LMP participants by intervention and by type of action, 2007: Sweden

eurostat	Category, intervention number and name	Number of participants												Notes
		Men and women						Women						
		Total			Under 25s			Total			Total			
		16 Stock	17 Entrants	18 Exits	16 Stock	17 Entrants	18 Exits	16 Stock	17 Entrants	18 Exits	16 Stock	17 Entrants	18 Exits	
<b>5</b>	<b>Supported employment and rehabilitation</b>	<b>34,862</b>	<b>37,414</b>	<b>29,880</b>	<b>1,295</b>	<b>3,835 e</b>	<b>2,816 e</b>	<b>15,938</b>	<b>19,656</b>	<b>15,530</b>				
5.1	13 Public sheltered employment (OSA)	4,944	2,263	1,907	134	186	104	1,327	638	493				
	21 Samhall	19,394	1,452	3,160	175	13 e	29 e	8,996	652	1,336				3
	61 Security Employment	2,498	3,925	409	255	419	62	902	1,436	145				
	5.2 14 Employability rehabilitation programme	8,026	29,774	24,404	731	3,217	2,621	4,713	16,930	13,556				
<b>6</b>	<b>Direct job creation</b>	-	-	-	-	-	-	-	-	-				
<b>7</b>	<b>Start-up incentives</b>	<b>2,993</b>	<b>6,161</b>	<b>8,110</b>	<b>136</b>	<b>282</b>	<b>361</b>	<b>1,361</b>	<b>2,862</b>	<b>3,607</b>				
	9 Start-up grants	2,993	5,755	8,110	136	278	361	1,361	2,630	3,607				
	69 Start-up grants for disabled entrepreneurs	-	406	-	-	4	-	-	232	-				
<b>8</b>	<b>Out-of-work income maintenance and support</b>	<b>260,265</b>	<b>554,673</b>	<b>613,741</b>	<b>39,246</b>	<b>109,889 u</b>	<b>130,881</b>	<b>154,717</b>	<b>298,777 u</b>	<b>337,932</b>				
8.1	16 [Component] Unemployment insurance and Basic insurance - Full-time unemployed	132,247	366,140	402,624	17,849	70,056	80,877	62,678	181,986	196,792				
8.3	16 [Component] Unemployment insurance and Basic insurance - Part-time unemployed	128,018	172,899	211,117	21,397	39,833	50,004	92,039	116,791	141,140				
8.5	30 Wage guarantee	-	15,634	-	-	:	-	-	:	-				
<b>9</b>	<b>Early retirement</b>	-	-	-	-	-	-	-	-	-				
<b>2-7</b>	<b>Total LMP measures (categories 2-7)</b>	<b>177,484</b>	<b>247,863</b>	<b>220,832</b>	<b>11,492</b>	<b>39,885 e</b>	<b>36,442 e</b>	<b>79,099</b>	<b>113,280</b>	<b>103,234</b>				
<b>8-9</b>	<b>Total LMP supports (categories 8-9)</b>	<b>260,265</b>	<b>554,673</b>	<b>613,741</b>	<b>39,246</b>	<b>109,889 u</b>	<b>130,881</b>	<b>154,717</b>	<b>298,777 u</b>	<b>337,932</b>				

Key : Not available; n Not significant; - Not applicable or real zero or zero by default; 0 or 0.00 Less than half of the unit used; e Estimated value; s Eurostat estimate; u Unreliable or uncertain data; participant data complete for interventions covering >=80% but <100% of expenditure

1 From 2005, data refer to persons taking a career break, but replacement is almost always 1 for 1 so the figures can also be considered as the number of "replacement persons".

2 Intervention coming to an end.

3 Stock: end-year figure.

### C.4.27 LMP participants by intervention and by type of action, 2007: United Kingdom

eurostat	Category, intervention number and name	Number of participants										Notes		
		Men and women					Women							
		Total		Under 25s			Total		Total					
		16 Stock	17 Entrants	18 Exits	16 Stock	17 Entrants	18 Exits	16 Stock	17 Entrants	18 Exits				
<b>1</b>	<b>Labour market services</b>	<b>259,248 u</b>	<b>358,355 u</b>								<b>244,722 u</b>			
1.1	[Component] New Deal for 18-24 - Follow-through	12,260			12,260						3,450		1	
1	[Component] New Deal for 18-24 - Gateway	39,440			39,440						11,700		1	
1	[Component] New Deal for 18-24 - Other expenditure	-			-						-		1	
2	[Component] New Deal 25 plus - Other expenditure	9,300									1,590			
2	[Component] New Deal 25 plus - Follow-through	37,070									7,070			
2	[Component] New Deal 25 plus - Gateway	3,920	2,080	1,720	440	296 s					2,720	1,420	1,220	1
10	New Deal for Partners of Unemployed People (NDPU)	79,870	184,970	158,370	17,420	38,730	35,130				75,510	174,620	150,650	1
11	New Deal for Lone Parents (NDLP)		56,770			6,160						21,510		
12	New Deal for Disabled People (NDDP)	34,200	47,870	44,990	9,100						14,920	22,090	18,830	
35	Employment zones		11,630									3,700		
37	New Deal 50+													
43	JobCentre Plus - other programmes													
44	Workstep	13,860	3,400	4,860	1,500	880	940				4,440	1,290	1,660	
48	Pathways to Work (Incapacity Benefit Reforms)													
51	Entry to Employment	24,178	51,635									20,092		
53	[Component] Northern Ireland Employment Programmes - New Deal 25 Plus	2,550												2
53	[Component] Northern Ireland Employment Programmes - New Deal for Young People	2,600			2,600									2
53	[Component] Northern Ireland Employment Programmes - Pathways													2
53	[Component] Northern Ireland Employment Programmes - Other													2
<b>2</b>	<b>Training</b>	<b>20,500 u</b>												
50	Training for Work		6,130	3,494 e										
2.1	[Component] New Deal for 18-24 - Education and training option	9,930			9,930						2,970			1
2	[Component] New Deal 25 plus - IAP training related options	9,670									1,590			
53	[Component] Northern Ireland Employment Programmes - Job Skills	900												2
<b>3</b>	<b>Job rotation and job sharing</b>													

### C.4.27 LMP participants by intervention and by type of action, 2007: United Kingdom

eurostat	Category, intervention number and name	Number of participants										Notes	
		Men and women					Women						
		Total		Under 25s			Total		Total				
		16 Stock	17 Entrants	18 Exits	16 Stock	17 Entrants	18 Exits	16 Stock	17 Entrants	18 Exits			
<b>4</b>	<b>Employment incentives</b>	<b>41,798</b>	:	:	:	<b>2,510 u</b>	:	:	:	<b>17,480 u</b>	:	:	
4.1	[Component] New Deal for 18-24 - Employment option	720	:	:	720	:	:	:	180	:	:	1	
2	[Component] New Deal 25 plus - IAP employment related options	8,770	:	:	-	:	:	1,520	:	:	:		
29	Job Grant	-	:	278,035	-	:	:	-	:	:	:		
31	Access to work	27,240	:	:	1,790	:	:	15,780	:	:	:		
33	[Component] Remploy - Interwork	5,068	:	:	:	:	:	:	:	:	:	3	
<b>5</b>	<b>Supported employment and rehabilitation</b>	<b>17,722 u</b>	:	:	:	:	:	:	:	:	:	:	
24	Work preparation	:	:	7,060	:	1,930	:	:	:	2,570	:	:	
5.1	[Component] Remploy - Remploy	5,072	:	:	:	:	:	:	:	:	:	3	
53	[Component] Northern Ireland Employment Programmes - Employment Support	12,650	:	:	:	:	:	:	:	:	:	2	
5.2	Residential Training Colleges	:	:	770	:	:	:	:	:	:	:		
<b>6</b>	<b>Direct job creation</b>	<b>7,200</b>	:	:	<b>7,200</b>	:	:	<b>1,950</b>	:	<b>1,950</b>	:	:	
1	[Component] New Deal for 18-24 - Voluntary sector & Environment Task Force options	7,200	:	:	7,200	:	:	1,950	:	1,950	:	1	
<b>7</b>	<b>Start-up incentives</b>	<b>-</b>	:	-	-	-	-	-	-	-	-	-	
<b>8</b>	<b>Out-of-work income maintenance and support</b>	<b>838,675</b>	<b>2,541,720</b>	<b>2,631,745</b>	<b>262,470</b>	<b>1,061,810</b>	<b>1,068,615</b>	<b>228,330</b>	<b>764,655</b>	<b>786,525</b>	<b>786,525</b>		
8.1	Jobseeker's allowance (JSA): payments	838,675	2,541,720	2,631,745	262,470	1,061,810	1,068,615	228,330	764,655	786,525	786,525		
<b>9</b>	<b>Early retirement</b>	<b>-</b>	-	-	-	-	-	-	-	-	-	-	
<b>2-7</b>	<b>Total LMP measures (categories 2-7)</b>	<b>87,220 u</b>	:	:	:	:	:	:	:	:	:	:	
<b>8-9</b>	<b>Total LMP supports (categories 8-9)</b>	<b>838,675</b>	<b>2,541,720</b>	<b>2,631,745</b>	<b>262,470</b>	<b>1,061,810</b>	<b>1,068,615</b>	<b>228,330</b>	<b>764,655</b>	<b>786,525</b>	<b>786,525</b>		

Key : Not available; :n Not significant; - Not applicable or real zero or zero by default; 0 or 0.00 Less than half of the unit used; e Eurostat estimate; s Unreliable or uncertain data; participant data complete for interventions covering >=80% but <100% of expenditure

1 Stock: other one-off observation.

2 Stock: start-year figure.

3 Interwork: number of disabled persons supported into work with other employers in 2007. Remploy: average number of supported persons in Remploy businesses during 2007.



### C.4.28 LMP participants by intervention and by type of action, 2007: Norway

eurostat	Category, intervention number and name	Number of participants												Notes
		Men and women						Women						
		Total			Under 25s			Total			Total			
		16 Stock	17 Entrants	18 Exits	16 Stock	17 Entrants	18 Exits	16 Stock	17 Entrants	18 Exits	16 Stock	17 Entrants	18 Exits	
<b>1</b>	<b>Labour market services</b>	<b>850</b>	<b>9,301</b>	<b>9,117</b>	<b>134</b>	<b>1,551</b>	<b>1,523</b>	<b>441</b>	<b>4,565</b>	<b>4,471</b>				
1.1	4 Job clubs	850	9,301	9,117	134	1,551	1,523	441	4,565	4,471				
<b>2</b>	<b>Training</b>	<b>31,708</b>	<b>71,419</b>	<b>72,131</b>	<b>4,792</b>	<b>14,040</b>	<b>14,163</b>	<b>18,144</b>	<b>36,733</b>	<b>37,333</b>				
2.1	7 Labour Market Training (AMO)	3,817	18,571	18,240	709	3,667	3,640	1,973	8,753	8,621				
22	22 Education in regular schools	21,734	30,328	29,890	1,838	2,863	2,271	12,871	16,381	16,413				
35	35 Labour Market Training for occupationally disabled (AMO)	2,328	9,406	9,114	294	1,229	1,177	1,227	4,667	4,511				
2.2	8 Work experience in ordinary enterprises	3,829	13,114	14,887	1,951	6,281	7,075	2,073	6,932	7,788				
<b>3</b>	<b>Job rotation and job sharing</b>	-	-	-	-	-	-	-	-	-				
<b>4</b>	<b>Employment incentives</b>	<b>4,834</b>	<b>14,546 u</b>	<b>15,693 u</b>	<b>1,020</b>	<b>2,915 u</b>	<b>3,006 u</b>	<b>1,649</b>	<b>5,308 u</b>	<b>5,657 u</b>				
4.1	5 Mobility promoting grants	-	-	-	-	-	-	-	-	-				
6	6 Wage subsidies to employers	1,563	5,194	5,632	291	938	955	501	1,666	1,808				
28	28 Wage subsidies for the occupationally disabled	1,900	4,188	4,560	176	403	394	552	1,260	1,340				
30	30 Work experience in ordinary enterprises for the occupationally disabled	1,284	5,154	5,372	552	1,574	1,654	566	2,379	2,469				
31	31 Flexijob	87	10	129	1	-	3	30	3	40			1	
<b>5</b>	<b>Supported employment and rehabilitation</b>	<b>13,691</b>	<b>29,973</b>	<b>29,929</b>	<b>1,978</b>	<b>4,173</b>	<b>3,926</b>	<b>6,612</b>	<b>14,472</b>	<b>14,302</b>				
5.1	15 Work experience in sheltered enterprises	4,656	9,372	9,359	771	1,657	1,573	2,329	4,567	4,545				
19	19 Supported employment (AB)	5,405	8,389	7,750	787	1,205	1,016	2,640	3,943	3,570				
23	23 Clarification programmes in sheltered workshops	1,988	10,301	10,529	211	1,060	1,070	1,030	5,243	5,364				
5.2	24 Qualification programmes in sheltered workshops	1,642	1,911	2,291	209	251	267	613	719	823				
<b>6</b>	<b>Direct job creation</b>	<b>6,776</b>	<b>18,270</b>	<b>14,989</b>	<b>714</b>	<b>1,682</b>	<b>1,318</b>	<b>3,942</b>	<b>10,569</b>	<b>8,578</b>				
11	11 Temporary public employment (KAJA)	24	56	56	7	16	18	11	24	25				
12	12 Temporary employment measures	-	-	-	-	-	-	-	-	-			2	
14	14 Temporary employment measures for the occupationally disabled	109	157	227	32	50	62	49	65	92				
21	21 Work experience - Practice in regular places of work for the occupationally disabled	6,643	18,057	14,706	675	1,616	1,238	3,882	10,480	8,461				
<b>7</b>	<b>Start-up incentives</b>	<b>394</b>	<b>983</b>	<b>1,069</b>	<b>7</b>	<b>19</b>	<b>18</b>	<b>207</b>	<b>513</b>	<b>540</b>				
25	25 Start your own business	394	983	1,069	7	19	18	207	513	540				

### C.4.28 LMP participants by intervention and by type of action, 2007: Norway

eurostat	Category, intervention number and name	Number of participants												Notes
		Men and women						Women						
		Total		Under 25s		18 Exits		Total		17 Entrants		18 Exits		
16 Stock	17 Entrants	16 Stock	17 Entrants	18 Exits	18 Exits	16 Stock	17 Entrants	18 Exits	16 Stock	17 Entrants	18 Exits	18 Exits		
<b>8</b>	<b>Out-of-work income maintenance and support</b>	<b>50,784</b>	<b>111,650</b>	<b>4,839</b>	<b>10,542 s</b>	<b>12,469 s</b>	<b>26,039</b>	<b>58,996 s</b>	<b>70,788 s</b>					
8.1	27 Payments for occupational rehabilitation between measures	16,789	54,866	1,367	4,477	5,001	8,922	30,314	35,208					
	29 Waiting benefit	1,883	670	2	1 s	1 s	883	314 s	645 s					
8Mixec 1	Unemployment benefits	32,112	56,114	3,470	6,064 s	7,467 s	16,234	28,368 s	34,935 s					
<b>9</b>	<b>Early retirement</b>	-	-	-	-	-	-	-	-					
<b>2-7</b>	<b>Total LMP measures (categories 2-7)</b>	<b>57,403</b>	<b>135,191 u</b>	<b>8,511</b>	<b>22,829 u</b>	<b>22,431 u</b>	<b>30,554</b>	<b>67,595 u</b>	<b>66,410 u</b>					
<b>8-9</b>	<b>Total LMP supports (categories 8-9)</b>	<b>50,784</b>	<b>111,650</b>	<b>4,839</b>	<b>10,542 s</b>	<b>12,469 s</b>	<b>26,039</b>	<b>58,996 s</b>	<b>70,788 s</b>					

Key : Not available; :n Not significant; - Not applicable or real zero or zero by default; 0 or 0.00 Less than half of the unit used; e Eurostat estimate; s Eurostat estimate; u Unreliable or uncertain data; participant data complete for interventions covering >=80% but <100% of expenditure

- 1 Intervention coming to an end.
- 2 Intervention not used in 2007.

## C.5 LMP stocks by type of intervention, 1998-2007

### C.5.1 Stocks of participants in LMP measures (categories 2-7), total, 1998-2007

eurostat	Number of participants									
	1998	1999	2000	2001	2002	2003	2004	2005	2006	2007
EU-27	:	:	:	:	:	:	:	9,568,638 s	11,343,754 s	11,532,370 s
EU-15	:	:	:	:	:	:	7,957,260 s	8,606,379 s	10,368,436 s	10,645,855 s
BE	:	:	:	:	:	:	357,630 u	365,008 u	425,094 u	483,874 u
BG	:	:	:	:	:	:	103,437 u	88,781 e	114,163	79,889
CZ	:	:	:	:	:	:	49,395 u	59,809	58,666	58,252
DK	122,975	145,883 e	141,110 e	148,267 e	159,816 e	150,036 e	149,515 e	143,894 e	137,724 e	138,757 e
DE	:	:	1,516,968 u	1,623,584 u	1,612,301 u	1,589,650 u	1,510,058 u	1,488,846 u	2,378,047	1,725,525 u
EE	:	:	:	:	801 u	801 u	:	1,902 s	1,951 s	1,426 s
IE	98,399 u	103,730 u	104,662 u	95,208 u	81,407 u	69,559 u	68,597 u	62,079 u	60,844 s	70,202
EL	:	196,497	220,669	34,435 e	19,212 u	:	:	:	61,837 u	:
ES	:	1,397,874 u	:	:	:	1,961,482 u	1,797,001 u	:	3,346,981 u	4,155,733 u
FR	1,778,708 u	1,776,058 u	1,774,589 u	1,704,005 u	1,623,116 u	1,675,410 u	1,509,191 u	1,523,797 u	1,576,204 u	1,696,075 u
IT	:	:	1,815,857 u	1,864,725 u	1,889,570 u	1,752,818 u	1,479,049 u	1,348,556 u	1,319,402 u	1,335,826 u
CY	:	:	:	:	5,470	5,470	4,677 u	9,631 s	1,377 s	3,005 s
LV	:	:	:	:	16,767 u	16,767 u	13,047 u	9,622 s	9,622 s	8,183
LT	:	:	:	:	5,190 u	5,190 u	8,445 u	9,336 u	17,282 u	20,565 u
LU	:	:	:	:	:	7,223 u	8,445 u	9,336 u	9,743 u	12,527 u
HU	:	:	:	:	:	:	87,060 u	71,359 u	69,517	64,122
MT	:	:	:	:	:	:	:	1,883 u	1,883 u	830 u
NL	367,147 u	417,285 e	425,106 e	449,412 u	461,342 u	437,703 u	386,163 u	349,050 e	318,527 e	308,920 u
AT	:	:	129,913 u	114,762 u	113,483 u	123,742 u	115,492 u	130,377 u	162,269 e	161,809 e
PL	:	:	:	:	:	216,882 u	183,891 u	463,401 u	453,539 u	461,152 u
PT	:	:	:	:	:	94,494	103,839	99,421	158,576 u	156,692 u
RO	:	:	:	:	:	:	:	16,564 u	83,860	82,969
SI	:	:	:	:	:	:	:	21,075 u	21,075 u	12,283 u
SK	130,427 e	115,274 e	99,864 e	90,435 e	91,107 e	99,100 e	113,814 u	137,890	142,384 s	93,838 s
FI	340,679 u	514,064 e	437,690 e	379,664 e	331,095 e	177,572 e	98,563 e	96,696 e	98,624 e	100,853 e
SE	:	:	:	:	:	103,193 u	190,473	206,232	226,195	177,484
UK	:	121,143 u	:	:	:	:	103,193 u	67,798 u	88,369 e	87,220 u
NO	47,787	43,466	48,851	50,387 e	52,061	63,179	64,244	64,344	59,821	57,403

Key : Not available; : Not significant; - Not applicable or real zero or zero by default; 0 or 0.00 Less than half of the unit used; e Estimated value; u Unreliable or uncertain data; participant data complete for interventions covering >=80% but <100% of expenditure

**C.5.2 Stocks of participants in LMP measures (categories 2-7), under 25s, 1998-2007**

eurostat	Number of participants										
	1998	1999	2000	2001	2002	2003	2004	2005	2006	2007	
EU-27	:	:	:	:	:	:	:	:	:	:	3,370,535 s
EU-15	:	:	:	:	:	:	2,422,299 s	:	2,407,784 s	2,211,466 s	3,203,704 s
BE	:	:	:	:	:	:	:	:	:	:	71,793 u
BG	:	:	:	:	:	:	10,972 u	10,436 u	17,248 s	:	13,952 e
CZ	:	:	:	:	:	:	9,940 u	11,226 u	9,142 u	:	9,201 u
DK	11,972 u	:	465,704 u	554,920 u	585,858 u	640,140 u	585,756 u	569,484 u	556,161 u	:	556,161 u
DE	:	:	:	:	:	:	:	392 s	319 s	:	188 s
EE	16,007 u	47,882 u	13,074 u	12,349 u	11,591 u	11,057 u	12,460 u	9,843 u	11,953 u	18,038 u	15,155 u
IE	:	:	:	20,050 u	:	:	:	:	:	:	:
EL	:	417,264 u	:	692,290 u	698,388 u	683,048 u	722,505 u	722,281 u	729,926 u	739,909 u	739,909 u
ES	:	:	:	:	:	:	:	565,895 u	573,732 u	615,876 u	615,876 u
FR	:	:	:	:	:	:	:	:	:	:	:
IT	:	:	:	:	:	:	:	:	:	:	:
CY	:	:	:	:	:	:	:	:	:	:	:
LV	:	:	:	706 s	879 u	706 s	879 u	2,218 u	2,795 s	3,751 e	3,751 e
LT	:	:	:	3,501 u	2,818 u	3,501 u	2,818 u	:	3,076 u	3,579 u	3,579 u
LU	:	:	:	:	:	:	:	1,471 u	1,865 u	1,898 u	1,898 u
HU	:	:	:	:	:	:	:	:	:	15,883 u	15,883 u
MT	:	:	:	:	:	:	:	:	1,251 u	233 u	233 u
NL	:	:	:	:	:	:	:	:	:	:	:
AT	:	:	34,201 u	35,909 u	38,864 u	30,544 u	32,018 u	35,394 u	48,965 u	60,782 u	60,782 u
PL	:	:	:	:	:	:	:	99,187 u	92,145 u	85,436 u	85,436 u
PT	:	:	:	:	:	95,380 u	:	80,192 u	75,143 u	70,204 u	70,204 u
RO	:	:	:	20,151	21,260 u	20,151	21,260 u	24,282 u	23,063	19,487	19,487
SI	:	:	:	:	:	:	:	3,084 u	4,596 u	2,502 u	2,502 u
SK	:	:	:	:	8,913 u	15,408 s	8,913 u	15,408 s	25,426 s	14,419 s	14,419 s
FI	32,868 u	25,731 u	21,214 u	18,252 u	17,706 u	18,675 u	19,060 u	18,914 u	18,033 u	17,022 u	17,022 u
SE	:	38,170 u	25,950 u	20,465 u	20,722 u	15,914 u	21,892 u	23,459 u	26,681	11,492	11,492
UK	:	:	:	:	:	:	:	:	:	:	:
NO	:	7,260 u	8,126 u	7,904 u	8,316	10,852	11,039	9,919 u	8,687	8,511	8,511

Key : Not available; :n Not significant; - Not applicable or real zero or zero by default; 0 or 0.00 Less than half of the unit used; e Estimated value; s Eurostat estimate; u Unreliable or uncertain data; participant data complete for interventions covering >=80% but <100% of expenditure

**C.5.3 Stocks of participants in LMP measures (categories 2-7), women, 1998-2007**

eurostat	Number of participants									
	1998	1999	2000	2001	2002	2003	2004	2005	2006	2007
EU-27	:	:	:	:	:	:	:	:	:	:
EU-15	:	:	:	:	:	:	3,309,966 s	:	3,161,627 s	:
BE	:	:	:	:	:	:	196,648 u	186,526 u	258,622 u	305,621 u
BG	:	:	:	:	:	:	52,455 u	47,402 u	59,584 s	43,518 e
CZ	:	:	:	:	:	:	:	:	:	:
DK	53,124 u	:	:	:	:	:	65,944 u	79,784 u	77,019 u	78,565 u
DE	:	:	684,224 u	724,199 u	706,140 u	672,683 u	607,776 u	608,028 u	630,194 u	:
EE	:	:	:	:	:	:	:	1,259 s	1,257 s	849 s
IE	38,137 u	39,899 u	39,775 u	39,775 u	35,784 u	32,401 u	35,300 u	32,302 u	31,835 u	36,050 u
EL	:	:	:	9,935 u	9,946 u	:	:	:	:	:
ES	:	500,242 u	:	:	714,555 u	862,148 u	893,873 u	:	:	:
FR	:	:	:	:	:	622,322 u	:	:	:	:
IT	:	:	:	:	:	:	:	:	:	:
CY	:	:	:	:	:	:	:	:	653 u	1,938 u
LV	:	:	:	:	:	2,919	2,612 u	6,442 s	6,403 s	5,331
LT	:	:	:	:	:	7,896 u	6,615 u	:	9,986 u	12,873 u
LU	:	:	:	:	:	:	:	2,489 u	3,402 u	4,485 u
HU	:	:	:	:	:	:	:	:	:	30,707 u
MT	:	:	:	:	:	:	:	:	437 u	292 u
NL	:	:	:	:	:	:	:	:	:	:
AT	:	:	65,271 u	79,919 u	76,866 u	57,986 u	55,101 u	:	71,899 u	75,332 u
PL	:	:	:	:	:	:	:	62,294 u	214,133 u	222,039 u
PT	:	:	:	:	:	111,163 u	96,697 u	88,025 u	84,864 u	85,514 u
RO	:	:	:	:	:	35,805	39,481	41,280	36,758	35,868
SI	:	:	:	:	:	:	:	7,215 u	12,400 u	7,235 u
SK	:	:	:	:	:	:	47,341 u	62,449	66,213 s	45,346 s
FI	68,053 u	64,311 u	56,027 u	51,323 u	50,896 u	54,081 u	53,829 u	52,620 u	53,945 u	54,839 u
SE	152,507 u	299,315 u	249,073 u	210,466 u	171,668 u	75,482 u	80,496 u	90,017 u	101,349	79,099
UK	:	:	:	:	:	:	:	:	:	:
NO	:	21,100	23,322 u	24,430 u	26,266	31,660	32,654	33,346 u	31,547	30,554

Key : Not available; :n Not significant; - Not applicable or real zero or zero by default; 0 or 0.00 Less than half of the unit used; e Estimated value; s Eurostat estimate; u Unreliable or uncertain data; participant data complete for interventions covering >=80% but <100% of expenditure

**C.5.4 Stocks of participants in LMP supports (categories 8-9), total, 1998-2007**

eurostat	Number of participants										
	1998	1999	2000	2001	2002	2003	2004	2005	2006	2007	
EU-27	:	:	:	:	:	:	:	:	:	:	:
EU-15	:	11,952,270 s	11,662,709 s	11,716,035 s	12,751,185 s	13,235,588 s	13,387,503 s	15,760,415 s	17,129,608 s	15,723,707 s	14,431,592 s
BE	711,192	804,985	751,283	768,687	819,753	860,794	857,895	867,556	839,712	800,507	
BG							87,480	78,519	69,628	61,197	
CZ					183,318	203,902	169,109	138,714	133,491	116,478	
DK	283,976 e	254,615 e	248,185 e	247,135 e	247,745 e	278,302 e	280,722 e	244,662 e	202,014 e	165,523 e	
DE	3,626,491 u	3,478,037 u	3,289,292 u	3,396,379 u	3,971,507 e	4,418,169 e	4,365,202 e	6,850,166 e	6,940,133 e	6,419,407	
EE					23,010	19,773	17,568	17,568	9,197	8,645 s	
IE	209,721	189,635	154,099	143,016	162,536	171,527	165,805	157,993	158,828	163,788	
EL	:	288,239	274,650	204,497 e	204,497 e	:	:	:	:	:	
ES	1,138,891 u	1,058,261 u	1,047,905 u	1,102,293 u	1,200,827 u	1,223,457 u	1,286,186 u	1,296,959 u	1,334,784 u	1,423,890 u	
FR	2,562,203 e	2,529,598 e	2,333,255 e	2,336,051 e	2,566,194 e	2,729,771 e	2,799,856 e	2,680,287 e	2,558,371 e	2,274,417 e	
IT	:	:	548,204 u	654,616 u	663,606 u	704,934 u	736,321	791,153 e	748,355	716,073 s	
CY									10,142	9,406	
LV						38,493 e	38,526 e	31,998 e	34,711	32,839 e	
LT						:	26,887	22,196	17,305	18,036	
LU	5,505 s	4,273 s	3,949 s	4,076 s	5,006 s	6,516 s	7,367 s	8,725 s	8,482 s	7,681 e	
HU						119,776	129,618	135,104	147,355 s	138,537	
MT									11,477	10,335	
NL	796,900 e	693,400 e	635,800 e	599,300 e	623,600 e	707,700 e	746,500 e	711,830 e	631,965 e	546,175 e	
AT	243,168 e	228,062 e	209,081 e	221,266 e	257,174 e	277,091 e	291,074 e	292,063	274,627	258,432	
PL								875,916	727,895	578,082	
PT	205,833	:	380,176 u	394,968 u	435,562 u	259,178 u	299,860 u	316,663	326,072	316,971	
RO						313,669	289,036	245,211	212,394	169,602	
SI						:	:	14,330	30,527	18,074	
SK							87,418	54,776	142,378	130,884	
FI	391,830 e	368,593 e	343,232 e	357,470	349,069	345,440	347,478	302,066	275,988	239,788	
SE	431,518 u	356,437	386,690	327,931	300,479	332,734	361,836	358,800	329,806	260,265	
UK	1,382,300	1,307,786	1,056,908	958,350	943,630	919,975	841,401	881,493	953,970	838,675	
NO	61,984	58,904	75,420	79,309	92,667	104,644 e	114,145 e	104,508 e	70,255	50,784	

Key : Not available; :n Not significant; - Not applicable or real zero or zero by default; 0 or 0.00 Less than half of the unit used; e Estimated value; s Eurostat estimate; u Unreliable or uncertain data; participant data complete for interventions covering >=80% but <100% of expenditure

**C.5.5 Stocks of participants in LMP supports (categories 8-9), under 25s, 1998-2007**

eurostat	Number of participants										
	1998	1999	2000	2001	2002	2003	2004	2005	2006	2007	
EU-27	:	:	:	:	:	:	:	:	:	:	2,072,325 s
EU-15	:	1,146,285 e	1,054,720 e	1,139,693 e	1,282,731 e	1,432,177 e	1,394,724 e	:	:	:	1,991,206 s
BE	90,066	83,897	72,384	75,626	86,238	94,401	92,568	89,325	84,378	84,378	78,048
BG	:	:	:	:	:	:	2,881	3,801	3,212	3,212	2,536
CZ	:	:	12,182 e	11,861 u	:	:	:	11,532 u	:	:	:
DK	315,344 u	286,644 u	281,242 u	296,638 u	359,929 u	410,061 u	401,254 u	:	8,951 u	:	7,242 e
DE	:	:	25,589	24,630	30,788	49,152 e	31,783 e	:	1,191	1,191	1,148,895 u
EE	41,325	35,152	:	:	:	:	:	30,448	30,815	30,815	32,351
IE	:	:	:	:	:	:	:	:	:	:	:
EL	92,874 u	86,931	86,564 u	95,349	97,546	96,978	92,039	86,800	85,944 u	85,944 u	91,489 u
ES	277,261 u	257,250 u	228,272 u	248,799 u	298,374 u	321,093 u	323,630 u	305,243 u	291,654 u	291,654 u	251,824 u
FR	:	:	:	:	:	:	:	25,006 u	23,390 u	23,390 u	23,111 u
IT	:	:	:	:	:	:	:	761	761	761	607
CY	:	:	:	:	:	5,667 e	5,430 e	4,645 e	5,135	5,135	4,328 e
LV	:	:	:	:	4,140	4,140	:	984	813	813	1,151
LT	:	:	:	:	:	:	:	937 u	712 u	712 u	666 e
LU	:	:	:	:	:	11,887	10,418	9,711	2,921	2,921	11,334
HU	:	:	:	:	:	:	:	:	:	:	2,168
MT	:	:	:	:	:	:	:	:	:	:	:
NL	:	:	:	:	:	:	:	:	:	:	:
AT	27,196 u	23,948 u	24,531 u	27,172 u	31,776 u	32,759 u	31,986 u	33,536	30,481	30,481	28,452
PL	:	:	4,417 u	39,416 u	42,063 u	22,085 u	25,139 u	21,254	52,221	52,221	38,837
PT	:	:	:	:	:	56,452	44,388	29,793	18,787	18,787	15,385
RO	:	:	:	:	:	:	:	397	22,197	22,197	15,149
SI	:	:	:	:	:	:	:	1,570	1,570	1,570	382
SK	:	:	:	:	:	:	:	4,691	4,691	4,691	3,448
FI	56,206 u	34,094 u	39,374	38,275	37,729	60,514 e	59,547 e	19,369	16,030	16,030	12,027
SE	:	313,795	268,413	252,270	255,987	47,453	53,229	55,737	54,995	54,995	39,246
UK	:	8,010	10,127	10,134	11,474	260,341	246,723	261,908	297,265	297,265	262,470
NO	7,942	8,010	10,127	10,134	11,474	11,989 u	13,390 e	11,764 e	7,452	7,452	4,839

Key : Not available; :n Not significant; - Not applicable or real zero or zero by default; 0 or 0.00 Less than half of the unit used; e Estimated value; s Eurostat estimate; u Unreliable or uncertain data; participant data complete for interventions covering >=80% but <100% of expenditure

### C.5.6 Stocks of participants in LMP supports (categories 8-9), women, 1998-2007

eurostat	Number of participants										
	1998	1999	2000	2001	2002	2003	2004	2005	2006	2007	
EU-27	:	:	:	:	:	:	:	:	:	:	7,280,911 s
EU-15	:	4,514,288 e	4,588,416 e	4,733,573 e	5,068,210 e	5,272,723 e	5,412,864 e	:	:	:	6,697,939 s
BE	297,649	335,912	320,151	323,244	339,687	361,267	368,951	372,052	360,822	414,201	
BG							48,692	46,105	41,445	37,911	
CZ					88,205 u	92,954 u	87,707	71,718	68,949	61,529	
DK	164,978 e	:	:	:	:	:	:	139,650 u	118,101 u	96,842 u	
DE	1,529,154 u	1,483,712 u	1,399,765 u	1,414,633 u	1,560,415	1,726,204 u	1,726,677 e	:	:	3,177,091	
EE									6,032	5,828 s	
IE	75,585	72,375 e	59,375 e	53,607 e	60,586	75,297	63,646 e	59,811	60,164	59,846	
EL	:	76,592 u	70,025 u	65,585 u	65,585 u	:	:	:	:	:	
ES	493,188 u	484,206 u	498,690 u	540,111 u	603,810 u	602,432 u	644,639 u	672,185 u	709,648 u	763,799 u	
FR	1,199,837 u	1,209,993 u	1,145,694 u	1,149,999 u	1,247,493 u	1,315,928 u	1,357,241 u	1,299,757 u	1,239,901 u	1,112,459 u	
IT	:	:	:	244,121 u	242,798 u	238,757 u	261,296 u	284,303 u	278,660 u	282,685 u	
CY									5,710	5,452	
LV						23,119 e	22,956 e	19,313 e	21,378	20,588 e	
LT						15,729	13,478	12,187	10,914	11,502	
LU	:	:	:	:	:	:	:	:	:	2,403 u	
HU						58,093	65,353	68,142	60,705 u	63,265	
MT									2,505	2,303	
NL	:	:	:	:	:	:	:	:	:	:	
AT	108,752 u	99,821 u	90,478 u	93,931 u	105,251 u	111,396 u	118,216 u	120,656 u	114,143 u	109,797 e	
PL								383,734	313,341	237,522	
PT	97,152	:	201,928 u	214,141 u	235,848 u	143,130 u	163,958 u	170,285	175,875	170,060	
RO						137,235	120,949	100,141	77,613	71,179	
SI						:	:	7,331	16,405	9,029	
SK									66,858	56,864	
FI	:	:	:	:	:	172,723 e	174,578 e	151,249	139,923	123,864	
SE	253,364 u	203,185	231,150	195,714	174,386	183,751	198,962	201,467	188,980	154,717	
UK	326,143	306,618	251,502	228,850	232,845	230,808	217,790	232,205	254,392	228,330	
NO	33,387	28,358	34,921	37,954	44,057	39,459 u	53,560 e	51,511 e	35,857	26,039	


Key : Not available; :n Not significant; - Not applicable or real zero or zero by default; 0 or 0.00 Less than half of the unit used; e Estimated value; s Eurostat estimate; u Unreliable or uncertain data; participant data complete for interventions covering >=80% but <100% of expenditure



## **D EXTERNAL AND REFERENCE DATA**

## D.1 GDP, exchange rates, purchasing power parities and price deflator

### D.1.1 GDP, exchange rates and purchasing power parities, 2007

	GDP <i>Euro (Mrd), Current market prices</i>	Exchange rate <i>National currency units per Euro</i>	PPP <i>Purchasing power parities</i>
EU-27	12,354.973	-	1.000
EU-15	11,488.097	-	1.052
BE	334.917	-	1.072
BG	28.899	1.956	0.791
CZ	127.143	27.766	17.128
DK	226.544	7.451	10.345
DE	2,422.900	-	1.031
EE	15.270	15.647	10.525
IE	190.603	-	1.169
EL	228.180	-	0.863
ES	1,050.595	-	0.892
FR	1,894.646	-	1.096
IT	1,544.915	-	1.025
CY	15.667	0.995	0.880
LV	21.111	0.700	0.451
LT	28.423	3.453	1.962
LU	36.411	-	1.140
HU	101.370	251.350	162.197
MT	5.464	-	0.688
NL	567.066	-	1.062
AT	270.837	-	1.056
PL	310.613	3.784	2.306
PT	163.190	-	0.811
RO	123.847	3.333	1.827
SI	34.471	-	0.768
SK	54.857	33.775	20.577
FI	179.659	-	1.178
SE	331.226	9.250	11.002
UK	2,046.535	0.684	0.778
NO	284.053	8.017	10.889


Source: Eurostat

Data extracted on 26 May 2009

GDP [nama\\_gdp\\_c](#)  
Exchange rate [ert\\_bil\\_eur\\_a](#)  
PPP [prc\\_ppp\\_ind](#)

## D.1.2 Price deflator: Household and NPISH final consumption expenditure, 1998-2007

Price index, 2000=100 (based on euro)

	1998	1999	2000	2001	2002	2003	2004	2005	2006	2007
EU-27	94.3	96.0	100.0	102.0	103.6	103.4	105.8	108.4	111.0	113.8
EU-15	94.5	96.4	100.0	101.6	103.2	103.3	105.7	107.8	110.2	112.6
BE	95.9	96.7	100.0	102.3	103.6	105.2	108.0	111.1	114.2	117.4
BG	92.8	95.5	100.0	106.2	110.6	110.8	115.4	121.3	128.2	136.8
CZ	94.0	93.6	100.0	108.6	121.6	117.1	120.8	130.5	139.2	146.1
DK	95.0	97.6	100.0	102.4	104.4	105.7	106.9	108.3	110.3	112.4
DE	98.1	99.1	100.0	101.8	103.0	104.5	106.0	107.5	108.9	110.8
EE	92.4	97.0	100.0	106.2	109.5	110.3	112.5	116.4	121.2	130.7
IE	92.7	95.5	100.0	104.2	109.6	113.8	115.6	117.4	120.0	123.5
EL	:	:	100.0	101.4	104.1	107.6	111.1	114.9	118.9	122.7
ES	93.8	96.4	100.0	103.4	106.4	109.7	113.6	117.5	121.5	125.4
FR	97.7	97.8	100.0	101.7	102.7	104.6	106.6	108.5	110.8	113.1
IT	94.7	96.7	100.0	102.6	105.6	108.5	111.3	113.8	116.9	119.5
CY	93.5	95.6	100.0	102.0	104.6	107.2	109.5	113.3	116.1	117.9
LV	80.4	86.6	100.0	102.0	100.6	93.9	96.9	100.6	106.6	116.9
LT	84.3	88.2	100.0	105.6	109.2	108.4	108.1	109.9	114.3	120.8
LU	93.2	96.2	100.0	102.0	102.5	104.8	107.3	110.2	112.6	114.9
HU	87.6	91.9	100.0	109.7	120.3	120.0	126.5	133.2	129.3	144.4
MT	:	:	100.0	102.8	103.1	99.8	101.6	103.7	106.3	108.1
NL	93.9	96.3	100.0	104.5	107.6	110.1	111.2	113.5	115.6	117.4
AT	96.5	97.5	100.0	101.8	102.5	104.2	106.2	108.6	110.5	112.9
PL	87.7	86.2	100.0	113.3	111.4	98.1	98.2	112.8	117.9	124.3
PT	94.0	96.7	100.0	103.4	106.5	109.6	112.4	115.4	119.0	122.2
RO	:	88.6	100.0	103.1	103.1	99.5	103.9	124.3	133.8	148.4
SI	97.5	99.1	100.0	102.0	106.1	107.9	108.7	110.9	113.6	118.3
SK	90.5	89.2	100.0	103.9	108.4	118.8	132.2	140.7	153.0	173.1
FI	93.8	95.8	100.0	102.6	104.8	104.4	105.5	106.1	107.7	110.2
SE	92.5	95.0	100.0	93.2	95.8	97.8	98.7	98.2	99.4	100.6
UK	88.0	91.5	100.0	100.0	100.4	92.9	96.3	97.9	100.5	102.6
NO	91.3	94.9	100.0	103.0	112.0	108.1	104.2	110.0	111.5	112.8

Source: Eurostat [nama\\_gdp\\_p](#)

Data extracted on 26 May 2009

## D.2 Numbers of unemployed and other jobseekers, 2007

### D.2.1 Registered jobseekers and registered unemployed, all ages, 2007

Annual average number of persons registered

eurostat	Men and women			Men			Women		
	Total registered jobseekers	Registered unemployed	Other registered jobseekers	Total registered jobseekers	Registered unemployed	Other registered jobseekers	Total registered jobseekers	Registered unemployed	Other registered jobseekers
EU-27	:	:	:	:	:	:	:	:	:
EU-15	:	:	5,288,428	:	:	:	:	:	:
BE	613,624	498,662	114,962	:	235,372	:	:	263,290	:
BG	291,656	286,980	4,676	117,455	115,523	1,932	174,201	171,457	2,744
CZ	391,989	391,989	-	179,354	179,354	-	212,635	212,635	-
DK	169,747	94,344	75,403	:	39,320	:	:	55,025	:
DE	6,037,570	3,776,425	2,261,145	3,032,625	1,901,671	1,130,954	3,004,946	1,874,754	1,130,192
EE	13,643	13,459	184	5,255	5,182	73	8,389	8,277	112
IE	162,309	162,309	-	98,138	98,138	-	64,171	64,171	-
EL	421,150	421,150	-	145,839	145,839	-	275,311	275,311	-
ES	3,018,073	2,039,004	979,069	1,177,700	791,819	385,881	1,840,373	1,247,185	593,188
FR	3,221,453	2,130,566	1,090,886	1,493,845	1,034,112	459,734	1,727,607	1,096,455	631,153
IT	:	:	:	:	:	:	:	:	:
CY	:	12,017	:	:	5,210	:	:	6,808	:
LV	66,211	61,151	5,060	25,296	23,519	1,777	40,915	37,632	3,283
LT	97,411	67,256	30,155	39,295	25,948	13,347	58,116	41,308	16,808
LU	9,579	9,579	-	4,907	4,907	-	4,672	4,672	-
HU	424,225	424,225	-	221,411	221,411	-	202,814	202,814	-
MT	:	6,686	:	:	5,122	:	:	1,564	:
NL	491,700	458,000	33,700	230,400	216,200	14,200	261,300	241,800	19,500
AT	241,620	222,248	19,372	133,407	124,346	9,061	108,213	97,902	10,311
PL	1,795,933	1,746,573	49,360	754,575	729,225	25,350	1,041,358	1,017,348	24,010
PT	481,890	410,013	71,877	190,359	166,998	23,361	291,530	243,015	48,515
RO	390,183	386,667	3,516	221,428	219,349	2,079	168,755	167,318	1,437
SI	71,336	71,336	-	32,191	32,191	-	39,145	39,145	-
SK	255,155	250,938	4,217	120,304	118,300	2,004	134,851	132,638	2,213
FI	439,666	216,872	222,794	201,115	111,144	89,971	238,551	105,728	132,823
SE	588,736	169,516	419,220	278,664	90,268	188,396	310,072	79,248	230,824
UK	838,675	838,675	-	610,340	610,340	-	228,330	228,330	-
NO	47,932	46,063	1,869	24,871	23,934	937	23,060	22,128	932

Key : Not available; :n Not significant; - Not applicable or real zero or zero by default; 0 or 0.00 Less than half of the unit used; e Estimated value; s Eurostat estimate

## D.2.2 Registered jobseekers and registered unemployed, youth (under 25s), 2007

Annual average number of persons registered

eurostat	Men and women			Men			Women		
	Total registered jobseekers	Registered unemployed	Other registered jobseekers	Total registered jobseekers	Registered unemployed	Other registered jobseekers	Total registered jobseekers	Registered unemployed	Other registered jobseekers
EU-27	:	:	:	:	:	:	:	:	:
EU-15	:	:	:	:	:	:	:	:	:
BE	:	93,051	:	:	45,817	:	:	47,234	:
BG	30,369	29,366	1,003	12,994	12,480	514	17,375	16,886	489
CZ	64,866	64,866	-	34,179	34,179	-	30,687	30,687	-
DK	:	7,180	:	:	3,159	:	:	4,021	:
DE	860,482	404,911	455,571	452,013 e	223,901 e	228,112	408,470 e	181,010 e	227,460
EE	1,571	1,545	26	602	592	10	969	953	16
IE	32,480	32,480	-	19,540	19,540	-	12,940	12,940	-
EL	68,365	68,365	-	22,334	22,334	-	46,031	46,031	-
ES	352,641	238,579	114,062	164,190	114,502	49,688	188,452	124,077	64,375
FR	496,611	345,489	151,122	235,360	168,682	66,678	261,251	176,807	84,444
IT	:	:	:	:	:	:	:	:	:
CY	:	1,178	:	:	481	:	:	697	:
LV	:	8,108	:	:	2,804	:	:	5,304	:
LT	11,647	6,160	5,487	5,115	2,529	2,586	6,532	3,631	2,901
LU	1,596	1,596	-	819	819	-	777	777	-
HU	66,365	66,365	-	36,628	36,628	-	29,737	29,737	-
MT	:	1,685	:	:	1,086	:	:	599	:
NL	29,600	28,000	1,600	13,600	13,000	600	16,000	15,000	1,000
AT	49,368	35,140	14,228	26,677	19,553	7,124	22,692	15,588	7,104
PL	:	332,669	:	:	132,435	:	:	200,234	:
PT	63,527	55,170	8,357	23,711	20,936	2,775	39,817	34,235	5,582
RO	:	84,046	:	:	53,447	:	:	30,599	:
SI	9,660	9,660	-	4,361	4,361	-	5,299	5,299	-
SK	46,500	45,652	848	23,138	22,737	401	23,362	22,915	447
FI	50,833	22,613	28,220	24,380	12,289	12,091	26,453	10,323	16,130
SE	94,829	34,393	60,436	46,098	19,460	26,638	48,729	14,932	33,797
UK	262,470	262,470	-	175,190	175,190	-	87,280	87,280	-
NO	8,365	7,930	435	4,848	4,618	230	3,517	3,312	205

Key : Not available; :n Not significant; - Not applicable or real zero or zero by default; 0 or 0.00 Less than half of the unit used; e Estimated value; s Eurostat estimate

## D.2.3 Registered unemployed by sex, age and duration of unemployment, all ages, 2007

eurostat	Annual average number of persons registered						% total registered unemployed		
	Total			Long-term unemployed (>6 months for persons aged <25 and >12 months for persons aged 25+)			Long-term unemployed (%)		
	Total	Men	Women	Total	Men	Women	Total	Men	Women
EU-27	:	:	:	:	:	:	:	:	:
EU-15	:	:	:	:	:	:	:	:	:
BE	498,662	235,372	263,290	317,345	148,476	168,869	64	63	64
BG	286,980	115,523	171,457	157,100	102,063	55,037	55	88	32
CZ	391,989	179,354	212,635	:	:	:	:	:	:
DK	94,344	39,320	55,025	:	:	:	:	:	:
DE	3,776,425	1,901,671	1,874,754	1,585,580 e	750,681 e	834,899 e	42 e	39 e	45 e
EE	13,459	5,182	8,277	:	:	:	:	:	:
IE	162,309	98,138	64,171	53,546 s	36,608 s	16,938 s	33 s	37 s	26 s
EL	421,150	145,839	275,311	:	:	:	:	:	:
ES	2,039,004	791,819	1,247,185	666,912	192,698	474,214	33	24	38
FR	2,130,566	1,034,112	1,096,455	664,402	324,181	340,221	31	31	31
IT	:	:	:	:	:	:	:	:	:
CY	12,017	5,210	6,808	:	:	:	:	:	:
LV	61,151	23,519	37,632	:	:	:	:	:	:
LT	67,256	25,948	41,308	8,064	2,372	5,692	12	9	14
LU	9,579	4,907	4,672	3,487	1,784	1,703	36	36	36
HU	424,225	221,411	202,814	131,111	64,214	66,898	31	29	33
MT	6,686	5,122	1,564	3,085 s	2,254 s	831 s	46 s	44 s	53 s
NL	458,000	216,200	241,800	309,400	142,300	167,100	68	66	69
AT	222,248	124,346	97,902	6,829	4,225	2,604	3	3	3
PL	1,746,573	729,225	1,017,348	:	:	:	:	:	:
PT	410,013	166,998	243,015	176,539	72,245	104,294	43	43	43
RO	386,667	219,349	167,318	:	:	:	:	:	:
SI	71,336	32,191	39,145	38,494	17,444	21,050	54	54	54
SK	250,938	118,300	132,638	:	:	:	:	:	:
FI	216,872	111,144	105,728	52,480	28,422	24,058	24	26	23
SE	169,516	90,268	79,248	18,292	10,533	7,759	11	12	10
UK	838,675	610,340	228,330	:	:	:	:	:	:
NO	46,063	23,934	22,128	:	:	:	:	:	:

Key : Not available; :n Not significant; - Not applicable or real zero or zero by default; 0 or 0.00 Less than half of the unit used; e Estimated value; s Eurostat estimate

## D.2.4 Registered unemployed by sex, age and duration of unemployment, youth (under 25s), 2007

eurostat	Annual average number of persons registered						% total registered unemployed		
	Total			Long-term unemployed (>6 months for persons aged <25 and >12 months for persons aged 25+)			Long-term unemployed (%)		
	Total	Men	Women	Total	Men	Women	Total	Men	Women
EU-27	:	:	:	:	:	:	:	:	:
EU-15	:	:	:	:	:	:	:	:	:
BE	93,051	45,817	47,234	56,587	27,703	28,884	61	60	61
BG	29,366	12,480	16,886	17,878	8,816	9,062	61	71	54
CZ	64,866	34,179	30,687	:	:	:	:	:	:
DK	7,180	3,159	4,021	:	:	:	:	:	:
DE	404,911	223,901 e	181,010 e	98,859 e	51,601 e	47,258 e	24 e	23 e	26 e
EE	1,545	592	953	:	:	:	:	:	:
IE	32,480	19,540	12,940	12,372 s	7,708 s	4,664 s	38 s	39 s	36 s
EL	68,365	22,334	46,031	:	:	:	:	:	:
ES	238,579	114,502	124,077	43,121	16,335	26,786	18	14	22
FR	345,489	168,682	176,807	97,546	46,445	51,101	28	28	29
IT	:	:	:	:	:	:	:	:	:
CY	1,178	481	697	:	:	:	:	:	:
LV	8,108	2,804	5,304	:	:	:	:	:	:
LT	6,160	2,529	3,631	405	130	275	7	5	8
LU	1,596	819	777	575	276	299	36	34	38
HU	66,365	36,628	29,737	21,790	11,650	10,140	33	32	34
MT	1,685	1,086	599	841 s	380 s	461 s	50 s	35 s	77 s
NL	28,000	13,000	15,000	13,700	5,700	8,000	49	44	53
AT	35,140	19,553	15,588	796	403	393	2	2	3
PL	332,669	132,435	200,234	:	:	:	:	:	:
PT	55,170	20,936	34,235	16,268	5,682	10,586	29	27	31
RO	84,046	53,447	30,599	:	:	:	:	:	:
SI	9,660	4,361	5,299	4,482	1,886	2,596	46	43	49
SK	45,652	22,737	22,915	:	:	:	:	:	:
FI	22,613	12,289	10,323	1,649	964	685	7	8	7
SE	34,393	19,460	14,932	2,316	1,408	908	7	7	6
UK	262,470	175,190	87,280	:	:	:	:	:	:
NO	7,930	4,618	3,312	:	:	:	:	:	:

Key : Not available; :n Not significant; - Not applicable or real zero or zero by default; 0 or 0.00 Less than half of the unit used; e Estimated value; s Eurostat estimate


## D.2.5 Registered unemployed by sex, age and duration of unemployment, adults (25+), 2007

eurostat	Annual average number of persons registered						% total registered unemployed		
	Total			Long-term unemployed (>6 months for persons aged <25 and >12 months for persons aged 25+)			Long-term unemployed (%)		
	Total	Men	Women	Total	Men	Women	Total	Men	Women
EU-27	:	:	:	:	:	:	:	:	:
EU-15	:	:	:	:	:	:	:	:	:
BE	405,611	189,555	216,056	260,758	120,773	139,985	64	64	65
BG	257,614	103,043	154,571	139,222	93,247	45,975	54	90	30
CZ	327,123	145,175	181,948	:	:	:	:	:	:
DK	87,164	36,161	51,004	:	:	:	:	:	:
DE	3,371,514	1,677,770 e	1,693,744 e	1,486,721 e	699,080 e	787,641 e	44 e	42 e	47 e
EE	11,914	4,590	7,324	:	:	:	:	:	:
IE	129,829	78,598	51,231	41,174 s	28,900 s	12,274 s	32 s	37 s	24 s
EL	352,785	123,505	229,280	:	:	:	:	:	:
ES	1,800,425	677,317	1,123,108	623,791	176,363	447,428	35	26	40
FR	1,785,077	865,430	919,647	566,856	277,736	289,119	32	32	31
IT	:	:	:	:	:	:	:	:	:
CY	10,839	4,729	6,111	:	:	:	:	:	:
LV	53,043	20,715	32,328	:	:	:	:	:	:
LT	61,096	23,419	37,677	7,659	2,242	5,417	13	10	14
LU	7,983	4,088	3,895	2,912	1,508	1,404	36	37	36
HU	357,860	184,783	173,077	109,321	52,564	56,758	31	28	33
MT	5,001	4,036	965	2,244 s	1,874 s	370 s	45 s	46 s	38 s
NL	430,000	203,200	226,800	295,700	136,600	159,100	69	67	70
AT	187,108	104,793	82,314	6,033	3,822	2,211	3	4	3
PL	1,413,904	596,790	817,114	:	:	:	:	:	:
PT	354,843	146,062	208,780	160,271	66,563	93,708	45	46	45
RO	302,621	165,902	136,719	:	:	:	:	:	:
SI	61,676	27,830	33,846	34,012	15,558	18,454	55	56	55
SK	205,286	95,563	109,723	:	:	:	:	:	:
FI	194,259	98,855	95,405	50,831	27,458	23,373	26	28	24
SE	135,123	70,808	64,316	15,976	9,125	6,851	12	13	11
UK	576,205	435,150	141,050	:	:	:	:	:	:
NO	38,133	19,316	18,816	:	:	:	:	:	:

Key : Not available; :n Not significant; - Not applicable or real zero or zero by default; 0 or 0.00 Less than half of the unit used; e Estimated value; s Eurostat estimate



## D.2.6 ILO unemployed, labour reserve and population wanting to work, total aged 15-64, 2007


	1000s		
	ILO unemployed	Labour reserve	Population wanting to work
EU-27	16,741.7	16,923.5	33,665.2
EU-15	13,118.3	12,938.7	26,057.0
BE	352.6	194.9	547.5
BG	239.1	325.0	564.2
CZ	275.8	221.8	497.6
DK	109.6	161.4	271.0
DE	3,595.3	2,426.1	6,021.4
EE	31.9	45.4	77.2
IE	100.8	88.1	188.9
EL	405.9	115.7	521.7
ES	1,831.8	1,492.6	3,324.4
FR	2,209.0	925.3	3,134.3
IT	1,503.5	4,011.1	5,514.6
CY	15.4	12.2	27.7
LV	70.3	140.0	210.3
LT	69.0	86.2	155.1
LU	8.6	1.8	10.4
HU	311.7	326.6	638.3
MT	10.8	16.1	26.9
NL	276.7	449.5	726.2
AT	185.3	364.9	550.2
PL	1,613.8	2,055.4	3,669.2
PT	447.9	102.9	550.8
RO	640.2	590.3	1,230.6
SI	49.9	66.1	115.9
SK	295.5	99.7	395.2
FI	183.3	175.7	358.9
SE	296.6	238.7	535.3
UK	1,611.5	2,190.0	3,801.4
NO	61.8	115.0	176.8

Source: Eurostat

Data extracted on 05 May 2009

Unemployed [lfsa\\_urgan](#)  
Labour reserve [lfsa\\_igaww](#)


## D.2.7 ILO unemployed, labour reserve and population wanting to work, men aged 15-64, 2007

	1000s		
	ILO unemployed	Labour reserve	Population wanting to work
EU-27	8,486.0	6,337.0	14,823.0
EU-15	6,579.4	4,769.3	11,348.7
BE	174.0	80.8	254.8
BG	119.8	159.1	278.9
CZ	123.2	90.5	213.6
DK	52.9	62.4	115.3
DE	1,935.0	971.9	2,906.9
EE	18.7	19.7	38.5
IE	61.2	39.0	100.2
EL	150.4	31.0	181.5
ES	814.1	423.3	1,237.4
FR	1,090.7	354.6	1,445.3
IT	720.8	1,345.4	2,066.2
CY	7.3	3.5	10.8
LV	38.7	56.4	95.1
LT	34.6	37.0	71.6
LU	4.2	0.7	4.9
HU	164.1	145.8	309.8
MT	6.7	4.4	11.1
NL	132.6	178.7	311.4
AT	89.6	150.8	240.4
PL	827.9	790.9	1,618.8
PT	196.1	34.4	230.6
RO	398.0	191.4	589.4
SI	22.3	30.1	52.4
SK	145.2	39.0	184.2
FI	90.1	84.3	174.4
SE	148.8	107.3	256.1
UK	918.8	904.6	1,823.4
NO	33.2	52.4	85.6

Source: Eurostat  
 Unemployed [Ifsa\\_urgan](#)  
 Labour reserve [Ifsa\\_igaww](#)

Data extracted on 05 May 2009

## D.2.8 ILO unemployed, labour reserve and population wanting to work, women aged 15-64, 2007

	1000s		
	ILO unemployed	Labour reserve	Population wanting to work
EU-27	8,255.7	10,586.5	18,842.2
EU-15	6,538.9	8,169.4	14,708.3
BE	178.6	114.1	292.7
BG	119.3	165.9	285.2
CZ	152.6	131.3	283.9
DK	56.7	99.0	155.7
DE	1,660.4	1,454.1	3,114.5
EE	13.1	25.6	38.8
IE	39.6	49.1	88.6
EL	255.5	84.7	340.2
ES	1,017.7	1,069.3	2,087.0
FR	1,118.3	570.7	1,689.0
IT	782.7	2,665.7	3,448.4
CY	8.1	8.7	16.8
LV	31.6	83.6	115.2
LT	34.3	49.2	83.5
LU	4.4	1.1	5.5
HU	147.7	180.9	328.5
MT	4.1	11.7	15.8
NL	144.1	270.8	414.9
AT	95.7	214.1	309.8
PL	785.9	1,264.5	2,050.4
PT	251.7	68.5	320.2
RO	242.2	398.9	641.1
SI	27.6	35.9	63.5
SK	150.3	60.8	211.0
FI	93.1	91.4	184.5
SE	147.8	131.5	279.2
UK	692.7	1,285.3	1,978.0
NO	28.6	62.6	91.1

Source: Eurostat  
 Unemployed [Ifsa\\_urgan](#)  
 Labour reserve [Ifsa\\_igaww](#)

Data extracted on 05 May 2009



## **E REFERENCE INFORMATION**

## E.1 LMP questionnaire

Item number	Item name	Item number	Item name
	Year	9.2	Non-cash benefits
	Country	9.3	Clarification
<b>Qualitative items</b>		10	Planned duration
1	Intervention number	10.1	Typical
2	Intervention name	10.2	Maximum
2.1	English	10.3	Unlimited
2.2	National language	10.4	One-off
3	Description	10.5	Not defined
3.1	Aim	11	Area of application
3.2	Beneficiaries/participants	11.1	National
3.3	Action/Instrument	11.2	Regional
3.4	Financing/support	11.3	Other
3.5	Eligibility	12	Source of finance
3.6	Legal basis	12.1	Central government budget
3.7	Recent changes	12.1.1	Ear-marked taxes
4	Type of action	12.2	State/regional government budget
4.1	Class	12.3	Local government budget
4.2	Components	12.4	Social security funds
4.2.1	Class	12.5	European Social Fund (ESF)
4.2.2	Name	12.6	Other
5	Breakdown of expenditure	13	Responsible institution
5.1	Transfers to individuals	13.1	Central government
5.1.1	Periodic cash payments	13.2	State/regional government
5.1.2	Lump-sum payments	13.3	Local government
5.1.3	Reimbursements	13.4	Social security funds
5.1.4	Reduced social contributions	13.5	Trade union or similar
5.1.5	Reduced taxes	13.6	Public employment services
5.2	Transfers to employers	14	Implementation of intervention
5.2.1	Periodic cash payments	17.1	Year started
5.2.2	Lump-sum payments	17.2	Year ended
5.2.3	Reimbursements	<b>Expenditure</b>	
5.2.4	Reduced social contributions	15	Expenditure
5.2.5	Reduced taxes	15.1	Total
5.3	Transfers to service providers	15.2	Transfers to individuals
6	Operational target groups	15.2.1	Periodic cash payments
6.1	Registered unemployed	15.2.2	Lump-sum payments
6.2	Other registered jobseekers	15.2.3	Reimbursements
6.3	Not registered	15.2.4	Reduced social contributions
6.4	Employed	15.2.5	Reduced taxes
7	Detailed target groups	15.3	Transfers to employers
7.1	All	15.3.1	Periodic cash payments
7.2	LTU	15.3.2	Lump-sum payments
7.3	Youth	15.3.3	Reimbursements
7.4	Older	15.3.4	Reduced social contributions
7.5	Disabled	15.3.5	Reduced taxes
7.6	Immigrants/ethnic minorities	15.4	Transfers to service providers
7.7	Re-entrants/lone parents	M1	Metadata on expenditure
7.8	Public priorities and Other	M1.1	Source
8	Treatment of unemployment spells	M1.2	Notes (formal)
8.1	Broken	M1.3	Notes (free)
8.2	Suspended	<b>Participants</b>	
8.3	Continuous/continuous	16	Stock
8.4	Continuous/discontinuous	16.1	Stock (total)
8.5	Not relevant	16.2	Stock (volume)
9	Receipt of benefits	17	Entrants
9.1	Cash benefits	18	Exits
9.1.1	Current intervention	M2	Metadata on participants
9.1.2	Unemployment benefit	M2.1	Observations
9.1.3	Other LMP intervention	M2.1.1	Stock
9.1.4	Other	M2.1.2	Entrants

Item number	Item name	eurostat
M2.1.3	Exits	
M2.1.4	Destination method	
M2.1.5	Destination time	
M2.2	Source	
M2.3	Notes (formal)	
M2.4	Notes (free)	
<b>Breakdown of participants</b>		
19	Sex	
20	Age	
21	Unemployed by duration	
22	Previous status	
22.1	Registered	
22.1.1	Registered unemployed	
22.1.2	Other registered jobseekers	
22.2	Not registered	
22.3	Employed	
22.4	Unknown	
23	Destination of exits	
23.1	Employment (total)	
23.1.1	Of which subsidised	
23.2	Other measure	
23.3	Unemployment	
23.4	Inactivity	
23.5	Unknown	
<b>Duration</b>		
24	Average duration of participation	
M3	Metadata on duration	
M3.1	Observation	
M3.2	Notes (formal)	
M3.3	Notes (free)	

## E.2 Classification by type of action

Category	Name
<b>1</b> 1.1 1.1.1 1.1.2 1.2 1.2.1 1.2.2 1.2.3 1.A	<b>Labour market services</b> Client services Information services Individual case-management Other activities of the PES Administration of LMP measures Administration of LMP supports Others services / activities Adjustment for double counting, category 1
<b>2</b> 2.1 2.2 2.3 2.4 2.A	<b>Training</b> Institutional training Workplace training Alternate training Special support for apprenticeship Adjustment for double counting, category 2
<b>3</b> 3.1 3.2 3.A	<b>Job rotation and job sharing</b> Job rotation Job sharing Adjustment for double counting, category 3
<b>4</b> 4.1 4.1.1 4.1.2 4.2 4.A	<b>Employment incentives</b> Recruitment incentives Permanent Temporary Employment maintenance incentives Adjustment for double counting, category 4
<b>5</b> 5.1 5.2 5.A	<b>Supported employment and rehabilitation</b> Supported employment Rehabilitation Adjustment for double counting, category 5
<b>6</b> 6.A	<b>Direct job creation</b> Adjustment for double counting, category 6
<b>7</b> 7.A	<b>Start-up incentives</b> Adjustment for double counting, category 7
<b>8</b> 8.1 8.1.1 8.1.2 8.2 8.3 8.4 8.5 8.A	<b>Out-of-work income maintenance and support</b> Full unemployment benefits Unemployment insurance Unemployment assistance Partial unemployment benefits Part-time unemployment benefits Redundancy compensation Bankruptcy compensation Adjustment for double counting, category 8
<b>9</b> 9.1 9.1.1 9.1.2 9.2 9.2.1 9.2.2 9.A	<b>Early retirement</b> Conditional Full Partial Unconditional Full Partial Adjustment for double counting, category 9
<b>X</b>	Not classified



### E.3 Breakdown by type of expenditure

Category	Name	eurostat
<b>1</b>	<b>Total</b>	
<b>2</b>	<b>Transfers to individuals</b>	
2.1	Periodic cash payments	
2.2	Lump-sum payments	
2.3	Reimbursements	
2.4	Reduced social contributions	
2.5	Reduced taxes	
<b>3</b>	<b>Transfers to employers</b>	
3.1	Periodic cash payments	
3.2	Lump-sum payments	
3.3	Reimbursements	
3.4	Reduced social contributions	
3.5	Reduced taxes	
<b>4</b>	<b>Transfers to service providers</b>	

## E.4 Abbreviations by country

This table expands on abbreviations used in the intervention names and explanatory notes to the quantitative data on expenditure and participants reported by each country. A more complete list of LMP-related abbreviations for each country may be found in the LMP qualitative reports that are available on the Eurostat website.


Country/Abbreviation	Meaning	eurostat
<b>Belgium</b>		
ALE	Agence locale pour l'emploi	
APE	Aides à la promotion de l'emploi	
BCR	Brussels-capital region	
CAO 26	Collectieve arbeidsovereenkomst 26	
CBO	Centrum voor Begeleiding en Opleiding	
CPAS	Centre public d'aide sociale	
FBI	Fonds budgétaire interdépartemental	
Fed	Federal government	
FOREM	Office communautaire et régional de la formation professionnelle et de l'emploi pour la Région wallonne	
FR	Flemish region	
GC	German-speaking community	
ONEM	Office national de l'emploi	
PWA	Plaatselijk Werkgelegenheidsagentschap	
RVA	Rijksdienst voor Arbeidsvoorziening	
SINE	Economie d'insertion sociale	
VDAB	Vlaamse Dienst voor Arbeid en Beroepsopleiding	
VoG	Vereinigungen ohne Gewinnerzielungsabsicht	
WEP	Werkervaringsplusprogramma's	
WR	Walloon region	
<b>Bulgaria</b>		
EA	Employment Agency	
<b>Czech Republic</b>		
SÚMP	Společensky účelná pracovní místa	
SVC-SÚMP	Samostatná výdelečná činnost - společensky účelné pracovní místo	
VPP	Verejné prospešné práce	
<b>Germany</b>		
ABM	Arbeitsbeschaffungsmaßnahmen	
AfL	Arbeit für Langzeitarbeitslose	
ALG II	Arbeitslosengeld II	
<b>Ireland</b>		
BTEA	Back to education allowance	
BWEA	Back to work enterprise allowance	
FAS	An Foras Aiseanna Saothair (The training and employment authority)	
PRSI	Pay related social insurance	
VTOS	Vocational training opportunities scheme	
<b>Greece</b>		
ESPA	System of protection against unemployment	
KEK	Accredited vocational training centres	
LAEK	Employment and Vocational Training Fund	
OAED	Greek Manpower Employment Organisation	
ORP	Operational Regional Programmes	
<b>Spain</b>		
C.O	Casas de oficio	
E.T	Programa de escuelas-taller	
FIP	Formación e inserción profesional	
SPEE	Servicio Público de Empleo Estatal (previously INEM)	
T.E	Talleres de Empleo	


Country/Abbreviation	Meaning
<b>France</b>	
AFPA	Association pour la formation professionnelle des adultes
AFPE/PARE	Actions de formation préalable à l'embauche (Plan d'aide au retour à l'emploi)
AGEFIPH	Association pour la gestion de l'emploi, la formation et l'insertion professionnelle des personnes handicapées
ANPE	Agence nationale pour l'emploi
APEC	Association pour l'emploi de cadres
AREF	Allocation d'aide au retour à l'emploi - formation
CAE	Contrat d'accompagnement dans l'emploi
CAT	Centre d'aide par le travail (pour handicapés)
CATS	Cessation d'activité de certains travailleurs salariés
CAV	Contrat d'avenir
CEC	Contrat emploi consolidé
CES	Contrat emploi solidarité
CIE	Contrat initiative emploi
CIE-PCS	Contrat initiative emploi (Plan de cohésion sociale)
CI-RMA	Contrat d'insertion - Revenu minimum d'activité
CIVIS	Contrat d'insertion dans la vie sociale
CRP	Convention de reclassement personnalisé
ESAT	Etablissement et service d'aide par le travail
FNE	Fonds national de l'emploi
IRILL	Insertion, réinsertion et lutte contre l'illettrisme
ML	Mission locale
PAIO	Permanence d'accueil, d'information et d'orientation
PARE	Plan d'aide au retour à l'emploi
PPAE	Projet personnalisé d'accès à l'emploi
PPAE/CE	Projet personnalisé d'accès à l'emploi/Création d'entreprise
UNEDIC	Union Nationale interprofessionnelle pour l'emploi dans l'industrie et le commerce
<b>Italy</b>	
CIGS	Cassa integrazione guadagni straordinaria
LSU	Lavori socialmente utili
SIL	Servizio d'Informazione sul Lavoro
<b>Lithuania</b>	
EURES	European Employment Services
<b>Luxembourg</b>	
ADEM	Administration de l'emploi
<b>Malta</b>	
ESTS	Extended Skill Training Scheme
ETC	Employment & Training Corporation
INT	Ibda n-Negożju Tieghek
TAS	Technician Apprenticeship Scheme
<b>Netherlands</b>	
ABW	Algemene bijstandswet
BKWI	Bureau keteninformatisering werk en inkomen
CWI	Centra voor werk en inkomen
ID	Instroombanen/Doorstroombanen
IOAW	Wet inkomensvoorziening oudere en gedeeltelijk arbeidsongeschikte werkloze werknemers
IOAZ	Wet inkomensvoorziening oudere en gedeeltelijk arbeidsongeschikte gewezen zelfstandigen
REA	Reintegratie arbeidsgehandicapten
RSP	Regeling schoonmaakdiensten particulieren
SVWW	Stimuleringsregeling Vacaturevulling door Werklozen en met werkloosheid bedreigde Werknemers
TW	Toeslagenwet
UWV	Uitvoeringsorganisatie werknemersverzekeringen
VLW	Afdrachtsvermindering langdurig werklozen
VO	Afdrachtsvermindering onderwijs
WRO	Wachtgeldregeling voormalig overheidspersoneel
WSW	Wet sociale werkvoorziening
WVA	Wet vermindering afdracht loonbelasting en premies volksverzekeringen
WW	Werkloosheidswet
WWB	Wet werk en bijstand


Country/Abbreviation	Meaning	eurostat
<b>Austria</b>		
ALG	Arbeitslosengeld	
BSB	Bundesamt für Soziales und Behindertenwesen	
EB	Eingliederungsbeihilfe	
EQUAL	EU Gemeinschaftsinitiative EQUAL	
GB	Gründungsbeihilfe	
GBP	Gemeinnützige Beschäftigungsprojekte	
IAG	Insolvenz-Ausfallsgeld	
JASG	Jugendausbildungs-Sicherungsgesetz	
SÖB	Sozialökonomische Betriebe	
SOL	Solidaritätsprämienmodell	
SUG	Sonderunterstützung	
TEP	Territoriale Beschäftigungspakte	
UGP	Unternehmensgründungsprogramm	
<b>Poland</b>		
SWE	Sheltered work establishments	
<b>Portugal</b>		
ACPE	Apoio a criação de proprio emprego	
ILE	Iniciativas Locais de Criação de Emprego (only in measure 122) ; Iniciativas Locais de Emprego (only in measure 24)	
PROFIJ	Programa formativo de inserção de jovens	
PROSA	Programa social de ocupação de adultos	
<b>Romania</b>		
ANOFM	National Agency for Employment	
<b>Slovenia</b>		
ESS	Employment Service of Slovenia	
PUM	Projektno učenje za mlajše odrasle	
<b>Sweden</b>		
OSA	Offentligt skyddat arbete	
<b>United Kingdom</b>		
HMT	Her Majesty's Treasury	
IAP	Individual action plan	
JSA	Jobseekers allowance	
NDDP	New Deal for Disabled People	
NDLP	New Deal for Lone Parents	
NDPU	New Deal for partners of unemployed people	
WWEG	Work, Welfare and Equality Group (Department for Work and Pensions)	
<b>Norway</b>		
AB	Arbeid med bistand	
AMO	Arbeidsmarkedsopplæring	
KAJA	Kompetanse, arbeidstrening og jobbskaping for arbeidsledige	
NAV	Labour and Welfare Administration	


## E.5 National data sources (expenditure)

The LMP data collection is based on administrative data collated from relevant sources in each country. This table shows the original source of data on expenditure for each intervention.

Country/Source	Interventions 
<b>Belgium</b>	
ACTIRIS- Office régional bruxellois de l'emploi	25,28,45,50,52,64,68,70,71,78,121,133
AWIPH - Agence wallonne pour l'intégration des Personnes Handicapés	104-116
Bruxelles Formation	42,129,130
COCOF: Commission Communautaire Française	82
DG: Deutschsprachigen Gemeinschaft	44,127,128
FED - Service public fédéral emploi, travail et concertation sociale	3,19,21,34,37-39,43,61,126
FED, VG, RW, RBC, DG	1
ONEM: Office national d'emploi	88-91,96,97,99,100,123-125
ONSS - Office National de Sécurité Sociale (fed)	95
RW - Ministère de la Région wallonne	10,12,13,30,41,58,60,63,72,75-77,101
SPP - Intégration Sociale (fed)	92-94
VDAB - Vlaamse Dienst voor Arbeidsbemiddeling en Beroepsopleiding	120
VG - Ministerie van de Vlaamse Gemeenschap	27,40,54,65,66,73,84-86,118,119,132,134
VG, RW	14
No answer	26,83,135
<b>Bulgaria</b>	
Employment Agency	1-8,12,14,15,17-29,31-33,35,36,42-44,46,48-50,52-58
National Social Security Institute	37,38
<b>Czech Republic</b>	
Ministry of Labour and Social Affairs (Financing employment services unit)	1-8,10,12-14,16-19
No answer	20
<b>Denmark</b>	
No answer	1,2,5-9,17,20-22,24-26,28-33,38
<b>Germany</b>	
Bundesagentur für Arbeit	64,67
Bundesagentur für Arbeit: Haushalt	1,2,4,6,7,9,11,12,14,16,18,19,21-24,27,31,34,35,42-44,46-49,52,53,65,66,69-71,73-77,79-83
Bundesagentur für Arbeit: Haushalt und Controlling	63
ESF	84
No answer	13,72,78
<b>Estonia</b>	
Budget of Estonian Labour Market Board	1-5,7,15-20
Unemployment insurance fund	9,10
No answer	6
<b>Ireland</b>	
Department Enterprise and Employment	49,50
Department of Education and Science	34,35
Department of Social and Family affairs (DSFA)	1-4,7,9,10,12
FÁS	15,22,23,36-41,43,45,51,52,55,57-60
No answer	5
<b>Greece</b>	
GGI/General Secretariat for equality	62
Ministry of Employment and Social Protection	33,70,76,77,89,96,97
OAED / Department of Employment	31
OAED/ Department of Economics	9,22-24,27-29,32,51,58,60,63,66,71,82,83,98-100
Prefecture of South Aegean	95
Prefecture of Western Macedonia	87

Country/Source	Interventions 
<b>Spain</b>	
Comunidades Autónomas, Departamentos de Empleo Autonómicos	34-36,40-44,46-49,53,62-68
MTAS, Dirección General de Fomento de la Economía Social y del Fondo Social Europeo	23
MTAS, Dirección General de Ordenación de las Migraciones	22
MTAS, Dirección General de Trabajo	2
MTAS, Instituto Nacional de Empleo	3-11,14,16-18,20,21,25-28,30,32,56-61
No answer	19,24,29,33,37-39,45,52,69
<b>France</b>	
AGEFIPH	49,74
ANPE	42,53-56,93-96
APEC	43
Conseils régionaux	85
Fonds de solidarité	2,3,72
Ministère de l'emploi	4,10,11,18,20,26,32,33,36,38bis,44-46,57,61,62,67,79-82,87,88,92,98
Ministère de l'emploi + UNEDIC	6,34,38,76,84
Ministère de l'emploi et de la solidarité	89,91
Ministères de l'emploi + des DOM + ACOSS	40,83
Ministères de l'emploi et de la solidarité + des finances	22,59
Ministères de l'emploi et de la solidarité + des finances + ACOSS	37
UNEDIC	1,8,63-66,70,71,73,86
Pas de réponse	77,78,97
<b>Italy</b>	
INPS	3,3a,8,10,11,16,24,25,32,35,36,49,51,53,55,59,60,65,67,71-78,80,81,89,91,93,94,96-98,118-120
ISFOL processing of Ministry of Economy (RGS) data	100-117,122
Ministero del Lavoro e delle Politiche Sociali	90,121,124
Sviluppo Italia	19
<b>Cyprus</b>	
Cyprus Productivity Centre - Ministry of Labour and Social Insurance	24
Department of Labour - Ministry of Labour and Social Insurance	9
Human Resource Development Authority - Training Directorate	3-8,23
Ministry of Commerce, Industry and Tourism - Industrial Development Service	1,2
Services for the Care and Rehabilitation of the Disabled - Ministry of Labour and Social Insurance	13-19
Social Insurance Services - Ministry of Labour and Social Insurance	20,21
Social Welfare Services - Ministry of Labour and Social Insurance	10-12
<b>Latvia</b>	
Society Integration Foundation	31,33
State agency "Insolvency Administration"	16
State Employment Agency	1-4,13,14,17,23,24,29,30,34,36-38
State Social Insurance Agency	15
<b>Lithuania</b>	
Garantee Fund administration unit	22
Ministry of Social Security and Labour	1-3,5,7-9,12,17-21,24,28-35
<b>Luxembourg</b>	
ADEM	1,4,8,10,35
ADEM/STH	20-23,27
Administration des contributions directes	9
MTE	2,3,5-7,11,13,14,19,24-26,28,29,31-33,39,40
Service national d'action sociale	34
<b>Hungary</b>	
Labour Market Fund	1,3-8,10-18,20-25,29-31


Country/Source	Interventions 
<b>Malta</b>	
ETC	1-6,8-12,17,19,23,24,27,31,33-36
Ministry for the Family & Social Solidarity, Department of Social Security	28,29
<b>Netherlands</b>	
Ministry of Finance	1
Ministry of Social Affairs and Employment	6, 14,31-35,39,40,46-48,51-54,56,59,60,64
Statistics Netherlands	61
No answer	65
<b>Austria</b>	
AMS DWH	5-7,11-17,20
BMSG	34,35,37,44
BMWA	1-4,8,9,18,19,25-28,30,32,33,49,54-59,62-64
BUAK	21
No answer	60,61,65
<b>Poland</b>	
MPiPS	15-35,40,44
PFRON	1-14,42
ZUS	36,37
No answer	41,43
<b>Portugal</b>	
IEFP	4, 14,33,34,116,125,133,134
IEFP & DRFP	22,69
IEFP & DRFP & OEFP	95
IEFP & IGFSE & OSEC	63,64,67
IEFP & IRE	23-25,96
IEFP & OEFP & OSEC	7
IEFP & OSEC	3,68,115
IGFSS	1,41,61,75,76,104
II	29,31,37,44
IRE	81,127,128,132
OEFP	86,98,99,114,122
OSEC	84
<b>Romania</b>	
National Agency for Employment	3-16,18-23,25,26,29-31,35,36,40-42
No answer	2,33,39,43
<b>Slovenia</b>	
PES (ZRSZ)	2,3,9-14,16,18,23,24,26,28,30,32,35,39,41,42,44,46,48,57,59-63
<b>Slovakia</b>	
Center of Labour, Social Affairs and Family	1-8,10-13,20
Social Insurance Agency	14-16
<b>Finland</b>	
Finnish Centre for Pensions	26
Finnish Centre for Pensions and Social Insurance Institution	3
Insurance Rehabilitation Association	27
Insurance Supervisory Authority	1,30,31
Insurance Supervisory Authority and Social Insurance Institution	16,17
Insurance Supervisory Authority, Social Insurance Institution and Ministry of Labour	6
Ministry of Labour	7-13,20-22,28,46-51,55,56
Ministry of Social Affairs and Health	34
Social Insurance Institution	2,4,15,25,32,33,35
Social Insurance Institution and Ministry of Labour	5,36


Country/Source	Interventions 
<b>Sweden</b> The Swedish National Financial Management Authority (ESV) The Swedish National Labour Market Board (AMS).	3,21,30 6,7,9,12-16,19,20,31,35-37,40,42- 44,47,49,50,53,56,60,61,63-65,67-70,73,74
<b>United Kingdom</b> DELNI annual accounts Department for work and pensions (DWP) Dept for Education and Skills (annual departmental report) Jobcentre Plus administrative data Jobcentre Plus Annual Report and Accounts No answer	53 3,29 40 49 1,2,9-12,24,33,35,37,41,43,44,47,48 31,50,51
<b>Norway</b> National accounts	1,4-8,11,12,14,15,19,21-31,35





## E.6 National data sources (participants)

The LMP data collection is based on administrative data collated from relevant sources in each country. This table shows the original source of data on participants for each intervention.

Country/Source	Interventions 
<b>Belgium</b>	
ACTIRIS- Office régional bruxellois de l'emploi	25,45,52,64,71,82,121
AWIPH - Agence wallonne pour l'intégration des Personnes Handicapés	104-116
DG: Deutschsprachigen Gemeinschaft	44,127,128
FED - Service public fédéral emploi, travail et concertation sociale	3,19,21,34,37-39,43,61,123,126
FED, VG, RW, RBC, DG	1
ONEM: Office national d'emploi	88-91,96,99,100
ONSS - Office National de Sécurité Sociale (fed)	95
RBC - Office régional bruxellois de l'emploi (ORBEM)	28,42,50,68,70,78
RW - Ministère de la Région wallonne	10,12,13,30,41,58,60,63,72,75-77,101
SPP - Intégration Sociale (fed)	92-94
VDAB - Vlaamse Dienst voor Arbeidsbemiddeling en Beroepsopleiding	120
VG - Ministerie van de Vlaamse Gemeenschap	27,40,54,65,66,73,84-86,118,119
VG, RW	14
No answer	26,83,97,124,125,129,130,132-135
<b>Bulgaria</b>	
Employment Agency	5-8,12,14,15,17-29,31-33,35,36,42-44,46,48-50,52-58
National Social Security Institute	37,38
No answer	1-4
<b>Czech Republic</b>	
Ministry of Labour and Social Affairs (Financing employment services unit)	10
Ministry of Labour and Social Affairs (Labour market unit)	1-8,12,13,16-20
No answer	14
<b>Denmark</b>	
No answer	1,2,5-9,17,20-22,24-26,28-33,38
<b>Germany</b>	
BMAS	84
Bundesagentur für Arbeit	48,70,77,78
Bundesagentur für Arbeit: DWH	1,2,4,6,7,11,14,16,18,19,23,24,31,34,42,43,49,65,66,69,71,72,79-83
Bundesagentur für Arbeit: DWH MSI	9,12,21,22,27,35,44,46,47,52,53,73-76
No answer	13,63,64,67
<b>Estonia</b>	
Budget of Estonian Labour Market Board	2-7,15-20
Unemployment insurance fund	9,10
No answer	1
<b>Ireland</b>	
CSO, Ireland	1,2
Department Enterprise and Employment	49,50
Department of Education and Science	34,35
Department of Social and Family affairs (DSFA)	3,4,7,9,10,12
Department Social, Community and Family Affairs (DSCFA)	5
FÁS	15,23,37-41,43,45,51,52,55,59,60
No answer	22,36,57,58
<b>Greece</b>	
Division of Informatics - PAEP S.A.	9,31,32,51,60,63,66,82,83,98-100
GGI/General Secretariat for equality	62
Ministry of Employment and Social Protection	33,70,76,77,89,96,97
OAED/ Department of Economics	22-24,27-29,58,71
Prefecture of South Aegean	95
Prefecture of Western Macedonia	87

Country/Source	Interventions 
<b>Spain</b>	
Comunidades Autónomas, Departamentos de Empleo Autonómicos	34-36,40-44,46-49,53,62-64,66,67
MTAS, Dirección General de Fomento de la Economía Social y del Fondo Social Europeo	23
MTAS, Dirección General de Ordenación de las Migraciones	22
MTAS, Dirección General de Trabajo	2
MTAS, Instituto Nacional de Empleo	3-11,14,16-18,20,21,25-28,30,32,59-61
No answer	19,24,29,33,37-39,45,52,56-58,65,68,69
<b>France</b>	
AFPA	10,57
AGEFIPH	49,74
ANPE	53-56,93-97
APEC	43
Conseils régionaux	85
Ministère de l'emploi	26,40,77
Ministère de l'emploi (DARES)	4,20,22,32,33,36-38bis,38,44-46,59,61,67,76,79, 81-83,88
Ministère de l'emploi (DGEFP)	11,92
Ministère de l'emploi + UNEDIC	62
Ministère de l'emploi et de la solidarité	80,91
UNEDIC	1-3,6,8,34,63-66,70-72,84,86,89
Pas de réponse	18,42,73,78,87,98
<b>Italy</b>	
INPS	3,3a,8,10,11,16,24,25,32,35,36,49,51,53,59,60,67,71-78,80,81,89-91,93,94,96-98,118-120
ISFOL processing of Ministry of Economy (RGS) data	100-110,112,113,115-117,122
Sviluppo Italia	19
No answer	55,65,111,114,121,124
<b>Cyprus</b>	
Cyprus Productivity Centre - Ministry of Labour and Social Insurance	24
Human Resource Development Authority - Training Directorate	3-8,23
Ministry of Commerce, Industry and Tourism - Industrial Development Service	1,2
PES	9
Services for the Care and Rehabilitation of the Disabled - Ministry of Labour and Social Insurance	13-16,19
Social Insurance Services - Ministry of Labour and Social Insurance	20,21
Social Welfare Services - Ministry of Labour and Social Insurance	10-12
No answer	17,18
<b>Latvia</b>	
Society Integration Foundation	31,33
State agency "Insolvency Administration"	16
State Employment Agency	2-4,13,14,23,24,29,30,34,36-38
State Social Insurance Agency	15
No answer	1,17
<b>Lithuania</b>	
Garantee Fund administration unit	22
Lithuanian Labour Exchange	1-3,5,8,9,21,28-34
Lithuanian Labour Market Training Authority	12
Ministry of Social Security and Labour	35
No answer	7,17-20,24
<b>Luxembourg</b>	
ADEM	1,3-10,14,24-26,28,29,31-33,35,39,40
ADEM/STH	20-23,27
MENFP	11
MTE	2,13,19
Service national d'action sociale	34

Country/Source	Interventions 
<b>Hungary</b> National Employment Office No answer	1,3-6,8,10-18,21-25,29-31 7,20
<b>Malta</b> ETC Ministry for the Family & Social Solidarity, Department of Social Security No answer	1-6,8-12,17,23,24,27,31,33-36 28,29 19
<b>Netherlands</b> CWI Ministry of Finance Ministry of Social Affairs and Employment Statistics Netherlands UWV (Institute for Employee Benefit Schemes) No answer	39 1 6,14,32,40,48,51,53,54,56,59-61 31,33-35,64 52 46,47,65
<b>Austria</b> AMS DWH BMSG BMW A BUAK No answer	1,2,4-9,11-18,20,25-28,49,54,63,64 34,35,37,44 3,19,30,32,33,60,61,65 21 55-59,62
<b>Poland</b> MPiPS PFRON ZUS No answer	15-24,27-30,34,35,40,44 1-6,8,10-14,42 36,37 7,9,25,26,31-33,41,43
<b>Portugal</b> IEFP IEFP & IGFSE & OSEC IEFP & IRE IEFP & OEFP & OSEC IEFP & OSEC II IRE OEFP OSEC	4,14,33,34,69,95,116,125,133,134 63,64,67 23-25,96 7 3,22,68,115 1,29,31,37,41,44,61,75,76,104 81,127,128,132 86,98,99,114,122 84
<b>Romania</b> National Agency for Employment No answer	2-16,18-23,25,26,29-31,33,35,36,39-42 43
<b>Slovenia</b> PES (ZRSZ)	2,3,9- 14,16,18,23,24,26,28,30,32,35,39,41,42,44,46,48,57, 59-63
<b>Slovakia</b> Center of Labour, Social Affairs and Family Social Insurance Agency No answer	3-8,10-13,20 14-16 1,2
<b>Finland</b> Finnish Centre for Pensions Insurance Rehabilitation Association Insurance Supervisory Authority Ministry of Labour Ministry of Social Affairs and Health Social Insurance Institution	26 27 1,30,31 3,5-13,15-17,20-22,28,35,36,46-51,55,56 34 2,4,25,32,33

Country/Source	Interventions 
<b>Sweden</b>	
County Administrative Boards	30
The Samhall Group	21
The Swedish National Labour Market Board (AMS).	3,6,7,9,12-16,20,31,35-37,40,42-44,47,49,50,53,60, 61,63-65,67-70,73,74
No answer	19,56
<b>United Kingdom</b>	
Department for work and pensions (DWP)	3,12,29,44
New Deal evaluation database	1,2
Remploy	33
No answer	9-11,24,31,35,37,40,41,43,47-51,53
<b>Norway</b>	
National accounts	1,4-6,8,11,12,14,15,19,21-25,27-31,35
Norwegian Labour and Welfare Administration	7
No answer	26



European Commission

**Labour market policy – expenditure and participants – Data 2007**

Luxembourg: Publications Office of the European Union

2009 — 206 pp. — 21 x 29.7 cm

ISBN 978-92-79-13348-0

ISSN 1725-602X

doi: 10.2785/3220

### **How to obtain EU publications**

Our priced publications are available from EU Bookshop (<http://bookshop.europa.eu>), where you can place an order with the sales agent of your choice.

The Publications Office has a worldwide network of sales agents. You can obtain their contact details by sending a fax to (352) 29 29-42758.



## Labour market policy – expenditure and participants

### Data 2007

*This is the 10th edition of the Labour Market Policy (LMP) database publication. It presents data on public expenditure and participants (or beneficiaries) of LMP interventions in 2007. In addition, tables with time series for the years 1998-2007 are included, showing LMP expenditure at constant price levels as well as participant data by age and sex.*

<http://ec.europa.eu/eurostat>



Publications Office

ISBN 978-92-79-13348-0



9 789279 133480