

ISSN 1725-602X

**eurostat**  
Statistical books

## Labour market policy – expenditure and participants

Data 2009

2011 edition



# Labour market policy – expenditure and participants

Data 2009

2011 edition

*Europe Direct is a service to help you find answers  
to your questions about the European Union.*

Freephone number (\*):

**00 800 6 7 8 9 10 11**

(\* Certain mobile telephone operators do not allow access to  
00 800 numbers or these calls may be billed.

More information on the European Union is available on the Internet (<http://europa.eu>).

Luxembourg: Publications Office of the European Union, 2011

ISBN 978-92-79-21031-0

ISSN 1725-602X

doi:10.2785/16793

Cat. No. KS-DO-11-001-EN-N

**Theme: Population and social conditions**

**Collection: Statistical books**

© European Union, 2011

Reproduction of content other than photos is authorised, provided that the source is acknowledged.

Copyright for cover photo: © Phovoir.

Reproduction of photos is allowed for non-commercial purposes and within the sole context of this publication.

# CONTENTS

<b>A INTRODUCTION</b>	<b>5</b>
A.1 Important remarks	7
A.2 Key to symbols and abbreviations	10
<b>B EXPENDITURE</b>	<b>11</b>
B.1 LMP expenditure by type of action and expenditure indicators, 2009	12
B.1.1 LMP expenditure by category	12
B.1.2 Share of LMP expenditure by category	13
B.1.3 LMP expenditure as a percentage of GDP	14
B.1.4 LMP expenditure per person wanting to work (in PPS)	16
B.2 LMP expenditure by type, 2009	18
B.2.1 LMP expenditure by type (LMP measures, categories 2-7)	18
B.2.2 LMP expenditure by type (LMP supports, categories 8-9)	19
B.2.3 Share of LMP expenditure by type (LMP measures, categories 2-7)	20
B.2.4 Share of LMP expenditure by type (LMP supports, categories 8-9)	21
B.3 LMP expenditure by intervention and by type of action, 2009	
B.3.1 Belgium	22
B.3.2 Bulgaria	26
B.3.3 Czech Republic	29
B.3.4 Denmark	30
B.3.5 Germany	31
B.3.6 Estonia	35
B.3.7 Ireland	36
B.3.8 Greece	38
B.3.9 Spain	40
B.3.10 France	42
B.3.11 Italy	45
B.3.12 Cyprus	48
B.3.13 Latvia	50
B.3.14 Lithuania	51
B.3.15 Luxembourg	52
B.3.16 Hungary	54
B.3.17 Malta	55
B.3.18 Netherlands	56
B.3.19 Austria	58
B.3.20 Poland	60
B.3.21 Portugal	62
B.3.22 Romania	65
B.3.23 Slovenia	67
B.3.24 Slovakia	69
B.3.25 Finland	71
B.3.26 Sweden	73
B.3.27 United Kingdom	75
B.3.28 Norway	77
B.4 LMP expenditure at constant price levels, 1998-2009	78
B.4.1 LMP expenditure at constant price levels, total (categories 1-9)	78
B.4.2 LMP expenditure at constant price levels, services (category 1)	79
B.4.3 LMP expenditure at constant price levels, measures (categories 2-7)	80
B.4.4 LMP expenditure at constant price levels, supports (categories 8-9)	81

<b>C PARTICIPANTS</b>	<b>83</b>
C.1 LMP stocks by type of action, 2009	84
C.1.1 LMP stocks by category (total)	84
C.1.2 LMP stocks by category (under 25s)	85
C.1.3 LMP stocks by category (women)	86
C.1.4 Share of LMP stocks by category (total)	87
C.1.5 Share of LMP stocks by category (under 25s)	88
C.1.6 Share of LMP stocks by category (women)	89
C.2 LMP entrants by type of action, 2009	90
C.2.1 LMP entrants by category (total)	90
C.2.2 LMP entrants by category (under 25s)	91
C.2.3 LMP entrants by category (women)	92
C.2.4 Share of LMP entrants by category (total)	93
C.2.5 Share of LMP entrants by category (under 25s)	94
C.2.6 Share of LMP entrants by category (women)	95
C.3 Participant indicators, 2009	
C.3.1 Activation/support	96
C.3.2 Activation/support (men)	97
C.3.3 Activation/support (women)	98
C.3.4 Activation of registered unemployed	99
C.3.5 Activation of registered unemployed (men)	100
C.3.6 Activation of registered unemployed (women)	101
C.3.7 Activation of long-term registered unemployed	102
C.3.8 Activation of long-term registered unemployed (men)	103
C.3.9 Activation of long-term registered unemployed (women)	104
C.3.10 Timely activation	105
C.3.11 Timely activation (men)	106
C.3.12 Timely activation (women)	107
C.4 LMP participants by intervention and by type of action, 2009	
C.4.1 Belgium	108
C.4.2 Bulgaria	113
C.4.3 Czech Republic	117
C.4.4 Denmark	119
C.4.5 Germany	121
C.4.6 Estonia	126
C.4.7 Ireland	128
C.4.8 Greece	130
C.4.9 Spain	132
C.4.10 France	135
C.4.11 Italy	139
C.4.12 Cyprus	144
C.4.13 Latvia	146
C.4.14 Lithuania	148
C.4.15 Luxembourg	150
C.4.16 Hungary	152
C.4.17 Malta	154
C.4.18 Netherlands	156
C.4.19 Austria	158
C.4.20 Poland	161
C.4.21 Portugal	164
C.4.22 Romania	168
C.4.23 Slovenia	170
C.4.24 Slovakia	173
C.4.25 Finland	175
C.4.26 Sweden	177
C.4.27 United Kingdom	179
C.4.28 Norway	181

C.5	LMP stocks by type of intervention, 1998-2009	183
C.5.1	<i>Stocks of participants in LMP measures (categories 2-7), total</i>	183
C.5.2	<i>Stocks of participants in LMP measures (categories 2-7), under 25s</i>	184
C.5.3	<i>Stocks of participants in LMP measures (categories 2-7), women</i>	185
C.5.4	<i>Stocks of participants in LMP supports (categories 8-9), total</i>	186
C.5.5	<i>Stocks of participants in LMP supports (categories 8-9), under 25s</i>	187
C.5.6	<i>Stocks of participants in LMP supports (categories 8-9), women</i>	188
<b>D</b>	<b>EXTERNAL AND REFERENCE DATA</b>	<b>189</b>
D.1	GDP, exchange rates, purchasing power parities and price deflator	190
D.1.1	<i>GDP, exchange rates and purchasing power parities, 2009</i>	190
D.1.2	<i>Price deflator: Household and NPISH final consumption expenditure, 1998-2009</i>	191
D.2	Numbers of unemployed and other jobseekers, 2009	192
D.2.1	<i>Registered jobseekers and registered unemployed, all ages</i>	192
D.2.2	<i>Registered jobseekers and registered unemployed, youth (under 25s)</i>	193
D.2.3	<i>Registered unemployed by sex, age and duration of unemployment, all ages</i>	194
D.2.4	<i>Registered unemployed by sex, age and duration of unemployment, youth (under 25s)</i>	195
D.2.5	<i>Registered unemployed by sex, age and duration of unemployment, adults (25+)</i>	196
D.2.6	<i>ILO unemployed, labour reserve and population wanting to work, total aged 15-64</i>	197
D.2.7	<i>ILO unemployed, labour reserve and population wanting to work, men aged 15-64</i>	198
D.2.8	<i>ILO unemployed, labour reserve and population wanting to work, women aged 15-64</i>	199
<b>E</b>	<b>REFERENCE INFORMATION</b>	<b>201</b>
E.1	LMP questionnaire	202
E.2	Classification by type of action	204
E.3	Breakdown by type of expenditure	205
E.4	Abbreviations by country	206
E.5	National data sources (expenditure)	209
E.6	National data sources (participants)	213





## **A INTRODUCTION**

Labour market policy (LMP) statistics provide information on *labour market interventions*<sup>1</sup>, which are government actions to help and support the unemployed and other disadvantaged groups in the transition from unemployment or inactivity to work. Except where otherwise specified, all data shown in this publication are derived from Eurostat's LMP database<sup>2</sup>.

The scope of LMP statistics is limited to interventions that are explicitly targeted at groups of persons with difficulties in the labour market. The primary target groups in most countries are those people who are registered as unemployed by national Public Employment Services (PES) or who are currently employed but at risk of involuntary job loss due to difficult economic circumstances for their employer – a situation that is particularly relevant in the current recovery from the economic crisis. However, policy objectives at European and national levels are increasingly focused not only on these groups but on a wider range of people that face disadvantages and barriers that may prevent them from joining or rejoining the labour force – for example, women re-entering work after a family break, young people looking for their first job, older workers and disabled workers. Therefore, people currently considered as inactive but who would like to enter the labour market are also treated as an important LMP target group.

Each country has a different approach to LMP and implements interventions that are customised to the situation of the national labour market and the different groups of people that are struggling to find work. Information on national interventions is collected annually from administrative sources in each country and is then categorised according to the Eurostat LMP methodology<sup>3</sup> in order to ensure that the information on LMP interventions undertaken across Europe is presented in a way that is as consistent and comparable as possible between types of interventions and countries and through time.

LMP interventions are classified by type of action into three broad types – services, measures and supports – and into 9 detailed categories.

*LMP services* cover all services and activities of the Public Employment Services (PES) together with any other publicly funded services for jobseekers. Services include the provision of information and guidance about jobs, training and other opportunities that are available and advice on how to get a job (e.g. assistance with preparing CVs, interview techniques, etc.).

#### 1. Labour market services

*LMP measures* cover interventions that aim to provide people with new skills or experience of work in order

to improve their employability or that encourage employers to create new jobs and take on unemployed people and other target groups. Measures include various forms of intervention that "activate" the unemployed and other groups by obliging them to participate in some form of activity in addition to basic job search, with the aim of improving their chances of finding regular employment afterwards. They are mostly short-term and temporary actions but ongoing support for jobs that would otherwise not be sustained in the regular labour market is also covered.

2. Training
3. Job rotation and job sharing
4. Employment incentives
5. Supported employment and rehabilitation
6. Direct job creation
7. Start-up incentives

*LMP supports* cover financial assistance that aims to compensate individuals for loss of wage or salary and to support them during job-search (i.e. mostly unemployment benefits) or which facilitates early retirement.

8. Out-of-work income maintenance and support
9. Early retirement

LMP statistics include information on the expenditure and participants of each intervention:

- *Expenditure*: Data on expenditure cover the direct costs of each LMP intervention – public expenditure that may include cash payments transferred either directly (benefits for individuals or subsidies to employers) or as reimbursements for costs incurred; the value of directly provided goods and services (e.g. the cost of training courses); or the value of revenue foregone through reductions in obligatory levies (e.g. temporary exemption to social security contributions for employers taking on an unemployed person). Any other indirect costs are considered as part of the administration costs of an intervention and are covered only in sub-category 1.2 Other activities of the PES (Public Employment Services).

- *Participants*: Various observations of participants in LMP interventions are collected. Stock data (annual average) refer to the average number of persons participating in an intervention at a given moment during the year and are usually calculated from the administrative data as an average of the stock at the end of each month. The annual average stock can also be interpreted as the number of person-years of participation in an intervention. Flow data describe the number of people joining (entrants) or leaving an intervention (exits) during the year. Each new start or ending spell of participation is counted so that the same individual may be counted more than once.

## **LMP indicators and the European Employment Strategy (EES)<sup>5</sup>**

LMP statistics are one of the data sources for monitoring the Employment Guidelines (part II of the Europe 2020 Integrated Guidelines). The guidelines specifically refer to the provision of active labour market policies, which cover LMP measures and LMP services, and adequate social security systems, which include LMP supports.

Six EES indicators are based on LMP data and are included in this publication:

**Activation/Support (see Tables C.3.1 - C.3.3):** Number of participants in regular activation measures (LMP categories 2-7) /in assisted activation programmes (LMP sub-category 1.1.2) /number of recipients of supports (LMP categories 8-9) divided by the number of persons wanting to work (ILO unemployed plus labour reserve).

**Activation of registered unemployed (see Tables C.3.4 - C.3.6):** Stock of participants in regular activation measures (LMP categories 2-7) that were previously registered unemployed divided by the stock of registered unemployed plus the stock of participants in regular activation measures that were previously registered unemployed and whose unemployment spell is broken by participation in a regular activation measure.

**Activation of long-term registered unemployed (see Tables C.3.7 - C.3.9):** Stock of participants in regular activation measures (LMP categories 2-7) that were previously long-term registered unemployed divided by the stock of long-term registered unemployed plus the stock of participants in regular activation measures that were previously long-term registered unemployed and whose unemployment spell is broken by participation in a regular activation measure. Long-term unemployed = 12+ months for adults (25+) and 6+ months for youth (<25).

**Timely activation (see Tables C.3.10 - C.3.12):** The proportion of entrants in regular activation measures (LMP categories 2-7) or assisted activation programmes (LMP sub-category 1.1.2) taken up by persons not yet long-term unemployed (Target value 100% = full compliance)

Method:  $(A-B)/A$  %

A = Total entrants

B = Long-term unemployed entrants (12+ months for adults 25+ and 6+ months for youth <25)

**LMP expenditure (see Table B.1.3):** LMP expenditure as % of GDP

**LMP expenditure per person wanting to work (see Table B.1.4):** Expenditure on LMP divided by the number of persons wanting to work (ILO unemployed plus labour reserve)

## **Coherence with the OECD LMP database**

In 2004, the OECD adopted Eurostat's methodology (classifications and guidelines) by means of an official communication addressed to all OECD member countries. Since then, data on LMP expenditure and participants published by the OECD in "Employment Outlook" for the EU countries and Norway have been collected and carefully validated annually by Eurostat before being sent, together with all related metadata, to the OECD.

The only divergence between the two databases is in category 1 (Labour market services), where OECD prefers to maintain a different coverage and has, for some countries, either supplemented or excluded parts of the Eurostat data. Eurostat's definition of category 1 "Labour market services" is designed to collect the total expenditure of the Public Employment Services (PES) and to then disaggregate this figure to identify "client services" and particularly "individual case-management" services, which are highly relevant to the activation/prevention approach of the European Employment Strategy. Eurostat's approach means that the costs of benefit administration are not included when this function is undertaken by organisations other than the PES. OECD, on the other hand, attempts to include benefit administration for all countries, irrespective of the organisation responsible. Moreover, for some countries, it also excludes PES expenditure on functions considered to be outside the scope of LMP.

## **A.1 Important remarks**

### **1. Source of data**

Unless otherwise specified, all data presented in this publication were extracted from the Eurostat LMP database<sup>2</sup> on the 6<sup>th</sup> June 2011.

### **2. LMP Methodology**

The LMP data collection has a comprehensive methodology which defines the scope of the data collection, the statistical unit and coverage, describes the classification system and gives precise guidelines on the data to be provided. Users of LMP data are recommended to refer to this methodology in order to facilitate interpretation of the data included in this publication. The methodology is available at the Eurostat website<sup>3</sup>.

### 3. Labour market policy statistics – qualitative reports

In addition to the quantitative data on expenditure and participants presented here, the LMP database includes valuable qualitative information describing each intervention, how it works, the main target groups, etc. These descriptions help to put the quantitative data into context and can be extremely useful for researchers. These qualitative data are compiled into a series of "Labour market policy statistics: Qualitative Reports" and produced as separate volumes for each country/year<sup>3</sup>.

### 4. Coverage

It is intended that data in this publication cover all LMP interventions in each country including those of autonomous regions, which may be significant.

**Germany:** In Germany, the Länder carry out some important LMP activities independently of the federal actions but data are not available to report on these in any detail. However, many of the activities of the Länder are supported by the ESF (European Social Fund) and the LMP data for 2000-2006 include a single entry (DE-84) covering this expenditure and the related participants. Unfortunately changes to reporting procedures for the 2007-2013 ESF funding period mean that the data on ESF expenditure relevant to LMP in Germany is no longer available. The data for Germany for 2007, 2008 and 2009 are therefore missing the expenditure and participants related to LMP activities of the Länder. In 2006 the ESF support for these actions accounted for 7.4% of the expenditure on LMP measures (categories 2-7) in Germany and 29.6% of the participants.

**Spain:** Data for some interventions do not cover all autonomous regions. Additionally, data do not include the activities of the municipalities, which are included in the OECD data. It is intended that this information will be included in Eurostat data in future.

**United Kingdom:** In the United Kingdom, expenditure on the main New Deal programmes (UK-1 and UK-2) is recorded together under generalised categories and a breakdown of expenditure between the different components is not available. The LMP data require a breakdown by type of action so estimates have been made by Eurostat based on information available from previous years and numbers of participants. Similar estimates have been applied to the Northern Ireland employment programmes (UK-53). So whilst the total expenditure on LMP is correct, the breakdown between LMP services (category 1) and LMP measures (categories 2-7) and also the breakdown within categories 2-7 may not be reliable.

### 5. Aggregates of expenditure and participants

Aggregates of expenditure data are only shown when values are available (or known to be not significant) for all constituent items.

However, participant data are generally less complete and to increase the number of participant aggregates that can be disseminated, the value of a participant aggregate is shown provided that constituent data are complete for at least 80% of the associated expenditure (completion indicator  $\geq 80\%$ ). All aggregates of participants based on incomplete data are flagged as "u" to alert users that the data are not fully reliable (i.e. may be understated by up to 20%) and this flag always takes precedence over any other flag that might be applicable.

### 6. EU totals

EU-27 totals are completed only when data are available for all countries or when Cyprus, Luxembourg and Malta are the only countries with incomplete data. If data for a country is missing for one year then EU totals may be completed using data from the previous year for that country.

The following aggregations should not be made for methodological reasons:

- Participants in category 8 should never be added to those in categories 2-7.
- Participants in category 1 should never be added with any other category.

Double counting may occur legitimately when a person participates in more than one intervention at the same time or is counted in two components of a mixed intervention – for example when training allowances are paid independently from the provision of training services. All known cases of double counting are taken into account by appropriate adjustments, which are shown in the detailed tables of participant data (section C.4).

### 7. Flags

LMP data are flagged at the intervention level. The following flags may be applied:

- b Break in series
- e Estimated data
- n Not significant
- p Provisional data

When data are aggregated (e.g. to category totals or to EU aggregates), the various constituents of the aggregate may have different flags but only one can be applied to the final value. The following rules are applied to determine the flag (if any) to be applied to aggregates. Firstly, the flag most applicable to an

aggregate is considered to be the one that applies (at detailed level) to the highest share of the aggregate value. Secondly, a flag is only applied to an aggregate if it affects more than 10% of the total value.

## 8. Intervention names

The names of all LMP interventions are shown here in English only. However, for research purposes it may also be helpful to know the name of the intervention in the national language. An inventory of intervention names in both English and national language is included in the LMP Qualitative Reports which are published separately for each country (see point 3 above).

## 9. LMP expenditure at constant price levels

The price index for household and NPISH (non-profit

institutions serving households) final consumption (2000=100) was used as deflator (see table D.1.2, source: National Accounts).

## 10. Persons wanting to work

Persons wanting to work are defined as the unemployed plus the labour reserve. The unemployed according to the ILO definition are persons without work, currently available for work and actively seeking work. The labour reserve covers inactive persons who want to work but are either not actively seeking work or are not immediately available for work, i.e. it is a subset of all inactive persons (persons neither employed nor unemployed). Data are taken from the EU Labour Force Survey (EU LFS)<sup>4</sup>.

---

<sup>1</sup> Labour market interventions are defined as: *Public interventions in the labour market aimed at reaching its efficient functioning and correcting disequilibria and which can be distinguished from other general employment policy interventions in that they act selectively to favour particular groups in the labour market. Public interventions refer to actions taken by general government in this respect which involve expenditure, either in the form of actual disbursements or of foregone revenue (reductions in taxes, social contributions or other charges normally payable).*

<sup>2</sup> [http://epp.eurostat.ec.europa.eu/portal/page/portal/labour\\_market/labour\\_market\\_policy/database](http://epp.eurostat.ec.europa.eu/portal/page/portal/labour_market/labour_market_policy/database)

<sup>3</sup> The LMP methodology and qualitative reports are available from the LMP home-page of the Eurostat website:

[http://epp.eurostat.ec.europa.eu/portal/page/portal/labour\\_market/labour\\_market\\_policy](http://epp.eurostat.ec.europa.eu/portal/page/portal/labour_market/labour_market_policy)

<sup>4</sup> [http://epp.eurostat.ec.europa.eu/portal/page/portal/employment\\_unemployment\\_lfs/introduction](http://epp.eurostat.ec.europa.eu/portal/page/portal/employment_unemployment_lfs/introduction)

<sup>5</sup> <http://ec.europa.eu/social/main.jsp?catId=477&langId=en>


## A.2 Key to symbols and abbreviations

:	Not available
:n	Not significant
-	Not applicable or real zero or zero by default
0 or 0.00	Less than half of the unit used
e	Estimated value
u	Unreliable or uncertain data: participant data complete for $\geq 80\%$ but $< 100\%$ of expenditure
BE	Belgium
BG	Bulgaria
CZ	Czech Republic
DK	Denmark
DE	Germany
EE	Estonia
IE	Ireland
EL	Greece
ES	Spain
FR	France
IT	Italy
CY	Cyprus
LV	Latvia
LT	Lithuania
LU	Luxembourg
HU	Hungary
MT	Malta
NL	Netherlands
AT	Austria
PL	Poland
PT	Portugal
RO	Romania
SI	Slovenia
SK	Slovakia
FI	Finland
SE	Sweden
UK	United Kingdom
NO	Norway
GDP	Gross domestic product
PPS	Purchasing power standards
LFS	Labour force survey

## **B EXPENDITURE**

## B.1 LMP expenditure by type of action and expenditure indicators, 2009

### B.1.1 LMP expenditure by category, 2009


<i>Euro (millions)</i>												
	Total LMP services (category 1)	2 Training	3 Job rotation and job sharing	4 Employment incentives	5 Supported employment and rehabilitation	6 Direct job creation	7 Start-up incentives	Total LMP measures (categories 2-7)	8 Out-of-work income maintenance and support	9 Early retirement	Total LMP supports (categories 8-9)	Total LMP expenditure
EU-27	27 019.6 e	27 621.8 e	234.5	15 425.4 e	9 371.2	7 874.7 e	4 386.2 e	64 913.9 e	155 045.6 e	9 332.9	164 378.5 e	256 312.1 e
BE	737.7	545.1 e	-	1 757.6	467.2 e	1 255.3	13.1	4 038.3	5 502.0	2 578.0	8 080.0	12 855.9
BG	15.3	4.8	-	12.6	1.5	58.4	0.9	78.3	134.0	-	134.0	227.6
CZ	177.7	4.5	-	10.8	97.4	11.1	5.0	128.8	602.3	-	602.3	908.8
DK	692.2	663.4	3.9	425.5	1 518.0	-	-	2 610.7	2 865.4 e	981.7	3 847.2 e	7 150.0 e
DE	8 875.2 e	8 424.4 e	2.4 e	2 592.8 e	870.6 e	1 501.7 e	1 639.1	15 031.1 e	35 161.4 e	1 321.8	36 483.3 e	60 389.6 e
EE	12.1	18.3	-	0.1	0.0	-	2.2	20.7	174.6	-	174.6	207.4
IE	317.4	535.0	-	77.9	18.8	410.7	-	1 042.3	4 087.9	96.6	4 184.5	5 544.2
EL	23.9 e	39.8 e	-	241.0 e	-	-	217.6 e	498.3 e	1 615.1	0.1	1 615.2	2 137.4 e
ES	1 401.6	1 850.4	100.7	2 748.0	288.3	847.6	1 041.4	6 876.4	30 784.4	424.6	31 208.9	39 487.0
FR	4 873.4	6 855.2 e	-	1 823.2	1 427.6	2 917.8	738.3 e	13 762.1 e	26 789.2	296.0	27 085.2	45 720.7
IT	469.0 e	2 418.0	38.4	2 241.4	-	90.8	305.2	5 093.8	19 482.7	1 566.7	21 049.4	26 612.2
CY	6.0 e	2.7	-	7.7	0.9	-	0.0	11.3	100.5 p	-	100.5 p	117.8 p
LV	8.2	27.5 e	-	6.4	-	16.2	0.3	50.5 e	190.3	-	190.3	248.9
LT	26.6	22.2	0.3	22.6	2.7	5.1	-	52.9	162.8	-	162.8	242.3
LU	17.9 e	12.1	-	105.8	3.7 e	20.1 e	0.2	141.9 e	267.6	63.6	331.1	490.9
HU	81.4	45.3	-	64.6	-	217.5	5.6	333.0	493.8	-	493.8	908.2
MT	6.0	0.4	-	1.1	-	0.1 e	0.1	1.7	21.9	-	21.9	29.6
NL	2 209.6 e	721.8 e	-	925.2 e	2 848.2	-	-	4 495.3 e	9 699.8 e	-	9 699.8 e	16 404.7 e
AT	508.8	1 416.8	0.9	146.7	113.8	138.6	16.9	1 833.7	3 593.9	506.2	4 100.2	6 442.7
PL	305.4 e	2 081.5	-	503.8	661.1	84.7	261.4	3 592.4	658.8	387.4	1 046.1	4 943.9
PT	200.3	722.9 b	-	202.8	71.4	61.6	2.5	1 061.2 b	2 030.6	174.2	2 204.8	3 466.3 b
RO	37.0 e	4.1	-	35.7	-	8.0	0.0	47.9	449.6	-	449.6	534.5
SI	35.4	23.0	-	16.5	-	21.9	19.9	81.3	223.8	-	223.8	340.6
SK	47.1	7.3	-	19.1	16.8	9.0	42.4	94.6	182.3	240.2	422.5	564.2
FI	215.4	738.5	88.0	130.8	161.6 e	130.2	38.3	1 287.5	2 545.7	695.8	3 241.4	4 744.2
SE	1 198.2 e	182.8 e	-	1 079.5 e	650.5	-	35.9 e	1 948.7 e	2 099.2	-	2 099.2	5 246.1 e
UK	4 520.8	254.0 e	-	226.0 e	151.0 e	68.4 e	-	699.5 e	5 126.0	-	5 126.0	10 346.3
NO	:	610.7	-	73.2	470.5	111.9	4.8	1 271.1	1 368.6	-	1 368.6	:

Key : Not available; :n Not significant; - Not applicable or real zero or zero by default; 0 or 0.00 Less than half of the unit used; e Estimated value; p Provisional data; b Break in series

Source Eurostat (online data code: [lmp\\_expsumm](#))




## B.1.2 Share of LMP expenditure by category, 2009

												<i>% total expenditure</i>	
	Total LMP services (category 1)	2 Training	3 Job rotation and job sharing	4 Employment incentives	5 Supported employment and rehabilitation	6 Direct job creation	7 Start-up incentives	Total LMP measures (categories 2-7)	8 Out-of-work income maintenance and support	9 Early retirement	Total LMP supports (categories 8-9)	Total LMP expenditure	
EU-27	10.5 e	10.8 e	0.1	6.0 e	3.7	3.1 e	1.7 e	25.3 e	60.5 e	3.6	64.1 e	100.0 e	
BE	5.7	4.2 e	-	13.7	3.6 e	9.8	0.1	31.4	42.8	20.1	62.8	100.0	
BG	6.7	2.1	-	5.5	0.7	25.7	0.4	34.4	58.9	-	58.9	100.0	
CZ	19.6	0.5	-	1.2	10.7	1.2	0.5	14.2	66.3	-	66.3	100.0	
DK	9.7	9.3	0.1	6.0	21.2	-	-	36.5	40.1 e	13.7	53.8 e	100.0 e	
DE	14.7 e	14.0 e	0.0 e	4.3 e	1.4 e	2.5 e	2.7	24.9 e	58.2 e	2.2	60.4 e	100.0 e	
EE	5.8	8.8	-	0.1	0.0	-	1.1	10.0	84.2	-	84.2	100.0	
IE	5.7	9.6	-	1.4	0.3	7.4	-	18.8	73.7	1.7	75.5	100.0	
EL	1.1 e	1.9 e	-	11.3 e	-	-	10.2 e	23.3 e	75.6	0.0	75.6	100.0 e	
ES	3.5	4.7	0.3	7.0	0.7	2.1	2.6	17.4	78.0	1.1	79.0	100.0	
FR	10.7	15.0 e	-	4.0	3.1	6.4	1.6 e	30.1 e	58.6	0.6	59.2	100.0	
IT	1.8 e	9.1	0.1	8.4	-	0.3	1.1	19.1	73.2	5.9	79.1	100.0	
CY	5.1 e	2.3	-	6.6	0.7	-	0.0	9.6	85.3 p	-	85.3 p	100.0 p	
LV	3.3	11.0 e	-	2.6	-	6.5	0.1	20.3 e	76.5	-	76.5	100.0	
LT	11.0	9.2	0.1	9.3	1.1	2.1	-	21.8	67.2	-	67.2	100.0	
LU	3.6 e	2.5	-	21.5	0.8 e	4.1 e	0.1	28.9 e	54.5	13.0	67.5	100.0	
HU	9.0	5.0	-	7.1	-	24.0	0.6	36.7	54.4	-	54.4	100.0	
MT	20.3	1.4	-	3.9	-	0.3 e	0.3	5.8	73.9	-	73.9	100.0	
NL	13.5 e	4.4 e	-	5.6 e	17.4	-	-	27.4 e	59.1 e	-	59.1 e	100.0 e	
AT	7.9	22.0	0.0	2.3	1.8	2.2	0.3	28.5	55.8	7.9	63.6	100.0	
PL	6.2 e	42.1	-	10.2	13.4	1.7	5.3	72.7	13.3	7.8	21.2	100.0	
PT	5.8	20.9 b	-	5.9	2.1	1.8	0.1	30.6 b	58.6	5.0	63.6	100.0 b	
RO	6.9 e	0.8	-	6.7	-	1.5	0.0	9.0	84.1	-	84.1	100.0	
SI	10.4	6.8	-	4.8	-	6.4	5.8	23.9	65.7	-	65.7	100.0	
SK	8.3	1.3	-	3.4	3.0	1.6	7.5	16.8	32.3	42.6	74.9	100.0	
FI	4.5	15.6	1.9	2.8	3.4 e	2.7	0.8	27.1	53.7	14.7	68.3	100.0	
SE	22.8 e	3.5 e	-	20.6 e	12.4	-	0.7 e	37.1 e	40.0	-	40.0	100.0 e	
UK	43.7	2.5 e	-	2.2 e	1.5 e	0.7 e	-	6.8 e	49.5	-	49.5	100.0	
NO	:	:	:	:	:	:	:	:	:	:	:	:	

Key : Not available; :n Not significant; - Not applicable or real zero or zero by default; 0 or 0.00 Less than half of the unit used; e Estimated value; p Provisional data; b Break in series

Source Eurostat (online data code: [lmp\\_expsumm](#))

### B.1.3 LMP expenditure as a percentage of GDP, 2009

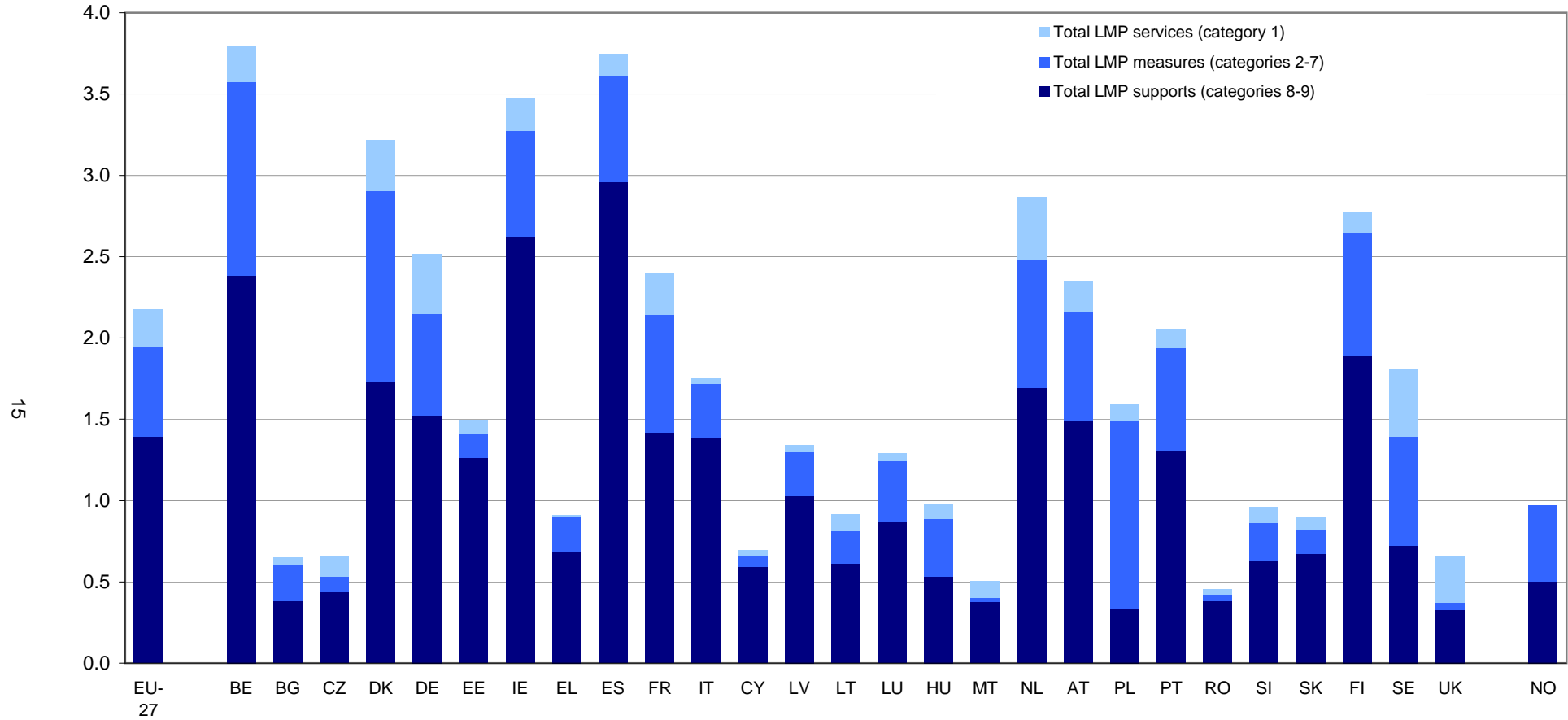
												<i>LMP expenditure / GDP (%)</i>	
	Total LMP services (category 1)	2 Training	3 Job rotation and job sharing	4 Employment incentives	5 Supported employment and rehabilitation	6 Direct job creation	7 Start-up incentives	Total LMP measures (categories 2-7)	8 Out-of-work income maintenance and support	9 Early retirement	Total LMP supports (categories 8-9)	Total LMP expenditure	
EU-27	0.229 e	0.234 e	0.002	0.131 e	0.080	0.067 e	0.037 e	0.551 e	1.315 e	0.079	1.395 e	2.174 e	
BE	0.218	0.161 e	-	0.518	0.138 e	0.370	0.004	1.191	1.622	0.760	2.382	3.791	
BG	0.044	0.014	-	0.036	0.004	0.167	0.003	0.224	0.383	-	0.383	0.651	
CZ	0.130	0.003	-	0.008	0.071	0.008	0.004	0.094	0.439	-	0.439	0.663	
DK	0.311	0.298	0.002	0.191	0.683	-	-	1.174	1.288 e	0.441	1.730 e	3.215 e	
DE	0.370 e	0.351 e	0.000 e	0.108 e	0.036 e	0.063 e	0.068	0.627 e	1.467 e	0.055	1.522 e	2.519 e	
EE	0.087	0.132	-	0.001	0.000	-	0.016	0.149	1.260	-	1.260	1.497	
IE	0.199	0.335	-	0.049	0.012	0.257	-	0.653	2.561	0.061	2.621	3.473	
EL	0.010 e	0.017 e	-	0.103 e	-	-	0.093 e	0.212 e	0.687	0.000	0.687	0.909 e	
ES	0.133	0.176	0.010	0.261	0.027	0.080	0.099	0.652	2.921	0.040	2.961	3.747	
FR	0.256	0.359 e	-	0.096	0.075	0.153	0.039 e	0.722 e	1.405	0.016	1.420	2.397	
IT	0.031 e	0.159	0.003	0.147	-	0.006	0.020	0.335	1.282	0.103	1.385	1.751	
CY	0.036 e	0.016	-	0.046	0.005	-	0.000	0.066	0.593 p	-	0.593 p	0.695 p	
LV	0.044	0.148 e	-	0.035	-	0.088	0.001	0.272 e	1.027	-	1.027	1.343	
LT	0.100	0.084	0.001	0.085	0.010	0.019	-	0.200	0.614	-	0.614	0.914	
LU	0.047 e	0.032	-	0.278	0.010 e	0.053 e	0.001	0.373 e	0.703	0.167	0.870	1.289	
HU	0.088	0.049	-	0.069	-	0.234	0.006	0.358	0.531	-	0.531	0.977	
MT	0.103	0.007	-	0.020	-	0.001 e	0.001	0.030	0.374	-	0.374	0.506	
NL	0.386 e	0.126 e	-	0.162 e	0.498	-	-	0.786 e	1.696 e	-	1.696 e	2.868 e	
AT	0.185	0.516	0.000	0.053	0.041	0.051	0.006	0.668	1.310	0.185	1.495	2.349	
PL	0.098 e	0.670	-	0.162	0.213	0.027	0.084	1.157	0.212	0.125	0.337	1.592	
PT	0.119	0.429 b	-	0.120	0.042	0.037	0.002	0.629 b	1.204	0.103	1.308	2.056 b	
RO	0.032 e	0.004	-	0.030	-	0.007	0.000	0.041	0.383	-	0.383	0.455	
SI	0.100	0.065	-	0.047	-	0.062	0.056	0.230	0.633	-	0.633	0.963	
SK	0.075	0.012	-	0.030	0.027	0.014	0.067	0.150	0.289	0.381	0.670	0.895	
FI	0.126	0.431	0.051	0.076	0.094 e	0.076	0.022	0.752	1.487	0.406	1.893	2.771	
SE	0.412 e	0.063 e	-	0.371 e	0.224	-	0.012 e	0.670 e	0.722	-	0.722	1.803 e	
UK	0.289	0.016 e	-	0.014 e	0.010 e	0.004 e	-	0.045 e	0.327	-	0.327	0.661	
NO	:	0.224	-	0.027	0.172	0.041	0.002	0.466	0.502	-	0.502	:	

Key : Not available; :n Not significant; - Not applicable or real zero or zero by default; 0 or 0.00 Less than half of the unit used; e Estimated value; p Provisional data; b Break in series


Source Eurostat (online data code: [lmp\\_expsumm](#))

### B.1.3 LMP expenditure as a percentage of GDP, 2009 (continued)

LMP expenditure / GDP (%)



## B.1.4 LMP expenditure per person wanting to work (in PPS), 2009

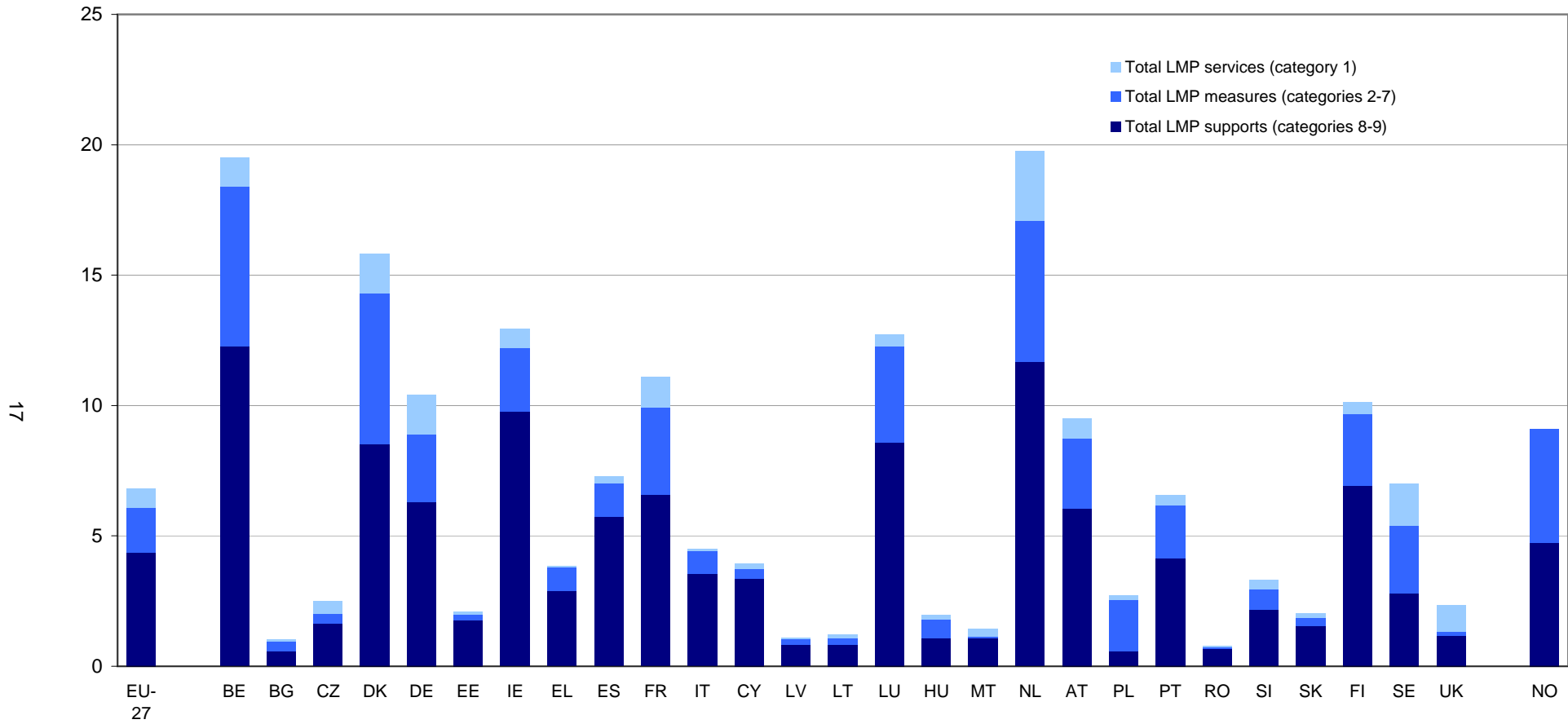
												PPS
	Total LMP services (category 1)	2 Training	3 Job rotation and job sharing	4 Employment incentives	5 Supported employment and rehabilitation	6 Direct job creation	7 Start-up incentives	Total LMP measures (categories 2-7)	8 Out-of-work income maintenance and support	9 Early retirement	Total LMP supports (categories 8-9)	Total LMP expenditure
EU-27	716.3 e	732.3 e	6.2	408.9 e	248.4	208.8 e	116.3 e	1 720.9 e	4 110.3 e	247.4	4 357.7 e	6 794.9 e
BE	1 120.1	827.6 e	-	2 668.6	709.4 e	1 905.9	19.9	6 131.3	8 353.6	3 914.2	12 267.8	19 519.2
BG	67.6	21.2	-	55.9	6.8	258.3	4.2	346.3	592.4	-	592.4	1 006.4
CZ	487.7	12.4	-	29.7	267.2	30.4	13.7	353.4	1 652.9	-	1 652.9	2 494.0
DK	1 531.5	1 467.7	8.6	941.4	3 358.7	-	-	5 776.4	6 340.0 e	2 172.2	8 512.1 e	15 820.0 e
DE	1 530.8 e	1 453.0 e	0.4 e	447.2 e	150.2 e	259.0 e	282.7	2 592.5 e	6 064.6 e	228.0	6 292.6 e	10 415.9 e
EE	122.0	184.8	-	1.2	0.5	-	22.0	208.5	1 761.1	-	1 761.1	2 091.6
IE	741.0	1 249.1	-	181.8	43.9	959.0	-	2 433.8	9 544.9	225.6	9 770.5	12 945.3
EL	42.8 e	71.3 e	-	432.2 e	-	-	390.2 e	893.7 e	2 896.6	0.3	2 896.8	3 833.3 e
ES	257.8	340.3	18.5	505.4	53.0	155.9	191.5	1 264.6	5 661.5	78.1	5 739.6	7 262.0
FR	1 181.7	1 662.2 e	-	442.1	346.2	707.5	179.0 e	3 336.9 e	6 495.5	71.8	6 567.3	11 085.8
IT	79.1 e	408.1	6.5	378.3	-	15.3	51.5	859.6	3 287.9	264.4	3 552.3	4 491.1
CY	201.1 e	88.7	-	257.7	28.8	-	0.4	375.5	3 350.1 p	-	3 350.1 p	3 926.8 p
LV	36.1	121.5 e	-	28.5	-	71.7	1.2	223.0 e	840.9	-	840.9	1 099.9
LT	133.7	111.7	1.5	113.5	13.5	25.5	-	265.7	817.4	-	817.4	1 216.8
LU	463.2 e	312.4	-	2 740.0	96.6 e	520.0 e	6.4	3 675.5 e	6 932.6	1 647.1	8 579.7	12 718.4
HU	176.4	98.1	-	139.8	-	471.1	12.1	721.2	1 069.3	-	1 069.3	1 966.8
MT	293.6	20.8	-	55.9	-	4.0 e	3.8	84.5	1 069.5	-	1 069.5	1 447.7
NL	2 662.6 e	869.8 e	-	1 114.9 e	3 432.2	-	-	5 416.9 e	11 688.4 e	-	11 688.4 e	19 767.9 e
AT	749.0	2 085.8	1.3	216.0	167.5	204.1	24.8	2 699.5	5 290.8	745.3	6 036.1	9 484.6
PL	168.1 e	1 145.8	-	277.3	363.9	46.6	143.9	1 977.5	362.6	213.2	575.9	2 721.5
PT	378.3	1 365.5 b	-	383.0	134.9	116.3	4.8	2 004.5 b	3 835.7	329.0	4 164.6	6 547.4 b
RO	54.9 e	6.1	-	52.9	-	11.8	0.1	70.9	666.2	-	666.2	792.0
SI	344.2	224.0	-	160.5	-	212.7	193.3	790.6	2 175.8	-	2 175.8	3 310.7
SK	170.1	26.3	-	69.1	60.7	32.4	153.4	342.0	658.8	868.2	1 527.0	2 039.0
FI	459.4	1 575.5	187.8	279.1	344.7 e	277.8	81.6	2 746.6	5 430.8	1 484.3	6 915.1	10 121.1
SE	1 595.1 e	243.3 e	-	1 437.0 e	866.0	-	47.8 e	2 594.1 e	2 794.5	-	2 794.5	6 983.7 e
UK	1 021.0	57.4 e	-	51.1 e	34.1 e	15.4 e	-	158.0 e	1 157.6	-	1 157.6	2 336.6
NO	:	2 105.8	-	252.5	1 622.0	385.9	16.4	4 382.6	4 718.9	-	4 718.9	:

Key : Not available; :n Not significant; - Not applicable or real zero or zero by default; 0 or 0.00 Less than half of the unit used; e Estimated value; p Provisional data; b Break in series

Source Eurostat (online data codes: [lmp\\_expsumm](#), [prc\\_ppp\\_ind](#), [lfsa\\_urgan](#), [lfsa\\_igaww](#))

### B.1.4 LMP expenditure per person wanting to work (in PPS), 2009 (continued)

PPS (1000s)



## B.2 LMP expenditure by type, 2009

### B.2.1 LMP expenditure by type (LMP measures, categories 2-7), 2009


Euro (millions)

eurostat	15.1	15.2	15.2.1	15.2.2	15.2.3	15.2.4	15.2.5	15.3	15.3.1	15.3.2	15.3.3	15.3.4	15.3.5	15.4	15.5
	Total	Transfers to individ'ls	Periodic cash payments	Lump-sum payments	Reimburse-ments	Reduced social contribs.	Reduced taxes	Transfers to employers	Periodic cash payments	Lump-sum payments	Reimburse-ments	Reduced social contribs.	Reduced taxes	Transfers to service providers	Not specified
EU-27	64 913.9 e	17 693.1 e	14 255.7 e	2 619.5 e	302.8	515.0 e	-	31 074.2 e	15 423.0 e	2 432.6 e	2 520.5	9 993.9 e	704.2 e	15 558.6 e	588.1
BE	4 038.3	550.6	507.3	21.7	20.4	1.2	-	2 148.4	1 515.2	16.3	113.8 e	343.9	159.2	1 339.3 e	-
BG	78.3	8.4	7.8	0.1	0.5	-	-	66.9	66.9	: n	-	-	-	3.0	-
CZ	128.8	5.1	0.0	5.1	-	-	-	119.6	21.9	97.7	-	-	-	4.1	-
DK	2 610.7	1 092.2	1 092.2	-	-	-	-	1 518.5	1 518.5	-	-	-	-	-	-
DE	15 031.1 e	5 243.5 e	5 114.3 e	25.2	15.3 e	88.7 e	-	5 020.6 e	4 839.2 e	37.3	21.4 e	122.6	-	4 766.9 e	-
EE	20.7	4.5	2.4	2.2	-	-	-	1.1	1.1	-	0.0	-	-	15.0	-
IE	1 042.3	778.3	698.3	66.6	13.5	-	-	12.8	12.8	-	-	-	-	251.2	-
EL	498.3 e	348.1 e	333.2 e	14.9 e	-	-	-	125.8	125.8	-	-	-	-	24.4	-
ES	6 876.4	1 077.3	53.6	922.3	-	101.4	-	4 217.9	223.8	1 135.9	179.7	2 678.5	-	1 581.3	-
FR	13 762.1 e	4 102.8	3 193.2	809.4	73.6	26.6 e	-	7 671.8 e	4 214.4	965.5	-	2 120.9 e	371.0 e	1 987.5	-
IT	5 093.8	406.0	102.1	285.6	18.3	: n	-	4 404.9	-	37.9	-	4 366.9	-	282.9	-
CY	11.3	8.4	7.7	0.6 e	-	0.0	-	1.2	0.5	0.7	-	-	-	1.7 e	-
LV	50.5 e	6.8 e	6.8 e	-	0.0	-	-	22.6	21.5	1.0	0.0	-	-	21.1	-
LT	52.9	11.8 e	10.4 e	0.7	0.7 e	-	-	27.2 e	12.2 e	2.9 e	10.5 e	1.6 e	-	13.9 e	-
LU	141.9 e	97.1 e	96.8 e	0.2	-	-	-	44.3 e	19.3 e	-	12.0	11.5 e	1.5	0.5	-
HU	333.0	254.4	231.2	23.1	0.1	-	-	78.6	53.8	10.4	-	14.4	-	-	-
MT	1.7	0.5	0.5	0.0	0.0	-	-	0.8	0.0	0.8	-	: n	-	0.4	-
NL	4 495.3 e	224.9 e	224.9 e	-	-	-	-	345.3 e	0.3	-	-	172.5 e	172.5 e	3 925.0 e	-
AT	1 833.7	767.7	559.7	: n	3.0	205.0	-	392.1	348.0	: n	24.0	20.1	: n	553.8	120.0
PL	3 592.4	684.8	309.8	252.4	44.5	78.0	-	2 738.4	581.2	: n	2 141.7	15.4	-	64.1	105.1
PT	1 061.2 b	697.5 b	621.6 b	61.7	-	14.2	-	278.6	119.4	34.6	0.5	124.1	-	85.1	-
RO	47.9	16.0	13.8	2.2	-	-	-	30.7	29.1	: n	-	1.6	-	1.2	-
SI	81.3	28.3	7.2	19.2	1.9	-	-	45.7	16.6	21.5	7.7	-	-	7.4	-
SK	94.6	59.2	6.1	47.7	5.4	-	-	29.7	7.3	14.1	8.3	-	-	5.7	-
FI	1 287.5	731.9	659.4	-	72.5	-	-	277.4	277.4	-	-	-	-	278.2	-
SE	1 948.7 e	409.5 e	394.4 e	2.6	12.4	-	-	1 396.5	1 396.5	-	-	-	-	142.7 e	-
UK	699.5 e	77.6 e	1.0 e	55.9	20.7 e	-	-	56.7 e	-	55.9 e	0.8 e	-	-	202.3 e	362.9
NO	1 271.1	798.9	798.9	-	-	-	-	275.5	257.7	17.8	-	-	-	196.7	-

Key : Not available; :n Not significant; - Not applicable or real zero or zero by default; 0 or 0.00 Less than half of the unit used; e Estimated value; p Provisional data; b Break in series


Source Eurostat (online data code: [lmp\\_expsumm](#))

## B.2.2 LMP expenditure by type (LMP supports, categories 8-9), 2009

														<i>Euro (millions)</i>	
	15.1	15.2	15.2.1	15.2.2	15.2.3	15.2.4	15.2.5	15.3	15.3.1	15.3.2	15.3.3	15.3.4	15.3.5	15.4	15.5
	Total	Transfers to individ'ls	Periodic cash payments	Lump-sum payments	Reimburse-ments	Reduced social contribs.	Reduced taxes	Transfers to employers	Periodic cash payments	Lump-sum payments	Reimburse-ments	Reduced social contribs.	Reduced taxes	Transfers to service providers	Not specified
EU-27	164 378.5 e	161 643.7 e	133 630.4 e	5 154.9	278.2	22 580.3 e	-	2 720.2	1 737.7	249.1	517.6	215.8	-	14.6	-
BE	8 080.0	8 051.3	8 051.3	-	-	-	-	28.6	28.6	-	-	-	-	-	-
BG	134.0	134.0	134.0	-	-	-	-	-	-	-	-	-	-	-	-
CZ	602.3	602.3	570.4	31.9	-	-	-	-	-	-	-	-	-	-	-
DK	3 847.2 e	3 847.2 e	3 689.8 e	157.4	-	-	-	-	-	-	-	-	-	-	-
DE	36 483.3 e	34 954.4 e	20 811.9 e	1 738.2	-	12 404.4 e	-	1 528.8	1 321.8	-	-	207.0	-	-	-
EE	174.6	174.6	118.9	27.1	-	28.6 e	-	-	-	-	-	-	-	-	-
IE	4 184.5	3 936.6	3 826.9	109.7	-	-	-	247.9	-	247.9	-	-	-	-	-
EL	1 615.2	1 607.2	1 605.6	1.6	-	-	-	-	-	-	-	-	-	8.1	-
ES	31 208.9	31 207.7	30 203.6	625.2	-	378.8	-	1.2	0.0	1.2	-	-	-	-	-
FR	27 085.2	26 723.4	26 703.8	19.6	-	-	-	361.8	361.8	-	-	-	-	-	-
IT	21 049.4	21 040.6	10 254.5	2 289.2	-	8 497.0	-	8.8	-	-	-	8.8	-	-	-
CY	100.5 p	100.5 p	80.4	20.1 p	-	-	-	-	-	-	-	-	-	-	-
LV	190.3	190.3	187.6	2.7	-	-	-	-	-	-	-	-	-	-	-
LT	162.8	156.2	156.2	-	-	-	-	-	-	-	-	-	-	-	-
LU	331.1	256.3 e	218.1 e	10.9	-	27.3 e	-	74.9	-	-	74.9	-	-	-	-
HU	493.8	493.8	493.0	-	0.7	-	-	-	-	-	-	-	-	-	-
MT	21.9	21.9	21.9	-	-	-	-	-	-	-	-	-	-	-	-
NL	9 699.8 e	9 699.8 e	9 699.8 e	-	-	-	-	-	-	-	-	-	-	-	-
AT	4 100.2	3 664.2	2 273.0	-	277.5	1 113.8	-	435.9	-	-	435.9	-	-	-	-
PL	1 046.1	1 046.1	915.7	: n	-	130.4	-	-	-	-	-	-	-	-	-
PT	2 204.8	2 204.8	2 123.2	81.6	-	-	-	-	-	-	-	-	-	-	-
RO	449.6	449.6	448.7	0.9	-	-	-	-	-	-	-	-	-	0.0	-
SI	223.8	191.6	191.6	-	-	-	-	32.2	25.5	-	6.7	-	-	-	-
SK	422.5	422.5	412.6	9.9	0.0	-	-	-	-	-	-	-	-	-	-
FI	3 241.4	3 241.4	3 212.5	28.9	-	-	-	-	-	-	-	-	-	-	-
SE	2 099.2	2 099.2 e	2 099.2 e	-	-	-	-	-	-	-	-	-	-	-	-
UK	5 126.0	5 126.0	5 126.0	-	-	-	-	-	-	-	-	-	-	-	-
NO	1 368.6	1 368.6	1 368.6	-	-	-	-	-	-	-	-	-	-	-	-

Key : Not available; :n Not significant; - Not applicable or real zero or zero by default; 0 or 0.00 Less than half of the unit used; e Estimated value; p Provisional data; b Break in series  
 Source Eurostat (online data code: [lmp\\_expsumm](#))

### B.2.3 Share of LMP expenditure by type (LMP measures, categories 2-7), 2009


<i>% total expenditure (categories 2-7)</i>															
	15.1	15.2	15.2.1	15.2.2	15.2.3	15.2.4	15.2.5	15.3	15.3.1	15.3.2	15.3.3	15.3.4	15.3.5	15.4	15.5
	Total	Transfers to individ'ls	Periodic cash payments	Lump-sum payments	Reimburse- ments	Reduced social contribs.	Reduced taxes	Transfers to employers	Periodic cash payments	Lump-sum payments	Reimburse- ments	Reduced social contribs.	Reduced taxes	Transfers to service providers	Not specified
EU-27	100.0 e	27.3 e	22.0 e	4.0 e	0.5	0.8 e	-	47.9 e	23.8 e	3.7 e	3.9	15.4 e	1.1 e	24.0 e	0.9
BE	100.0	13.6	12.6	0.5	0.5	0.0	-	53.2	37.5	0.4	2.8 e	8.5	3.9	33.2 e	-
BG	100.0	10.7	9.9	0.2	0.6	-	-	85.5	85.5	: n	-	-	-	3.8	-
CZ	100.0	4.0	0.0	4.0	-	-	-	92.9	17.0	75.9	-	-	-	3.2	-
DK	100.0	41.8	41.8	-	-	-	-	58.2	58.2	-	-	-	-	-	-
DE	100.0 e	34.9 e	34.0 e	0.2	0.1 e	0.6 e	-	33.4 e	32.2 e	0.2	0.1 e	0.8	-	31.7 e	-
EE	100.0	22.0	11.5	10.5	-	-	-	5.2	5.2	-	0.0	-	-	72.8	-
IE	100.0	74.7	67.0	6.4	1.3	-	-	1.2	1.2	-	-	-	-	24.1	-
EL	100.0 e	69.9 e	66.9 e	3.0 e	-	-	-	25.2	25.2	-	-	-	-	4.9	-
ES	100.0	15.7	0.8	13.4	-	1.5	-	61.3	3.3	16.5	2.6	39.0	-	23.0	-
FR	100.0 e	29.8	23.2	5.9	0.5	0.2 e	-	55.7 e	30.6	7.0	-	15.4 e	2.7 e	14.4	-
IT	100.0	8.0	2.0	5.6	0.4	: n	-	86.5	-	0.7	-	85.7	-	5.6	-
CY	100.0	74.3	68.7	5.4 e	-	0.3	-	11.0	4.7	6.3	-	-	-	14.7 e	-
LV	100.0 e	13.5 e	13.5 e	-	0.0	-	-	44.7	42.6	2.0	0.1	-	-	41.8	-
LT	100.0	22.3 e	19.6 e	1.4	1.3 e	-	-	51.4 e	23.0 e	5.5 e	19.9 e	2.9 e	-	26.3 e	-
LU	100.0 e	68.4 e	68.3 e	0.2	-	-	-	31.2 e	13.6 e	-	8.5	8.1 e	1.1	0.3	-
HU	100.0	76.4	69.4	6.9	0.0	-	-	23.6	16.2	3.1	-	4.3	-	-	-
MT	100.0	30.7	26.2	2.9	1.6	-	-	49.0	1.5	47.5	-	: n	-	20.3	-
NL	100.0 e	5.0 e	5.0 e	-	-	-	-	7.7 e	0.0	-	-	3.8 e	3.8 e	87.3 e	-
AT	100.0	41.9	30.5	: n	0.2	11.2	-	21.4	19.0	: n	1.3	1.1	: n	30.2	6.5
PL	100.0	19.1	8.6	7.0	1.2	2.2	-	76.2	16.2	: n	59.6	0.4	-	1.8	2.9
PT	100.0 b	65.7 b	58.6 b	5.8	-	1.3	-	26.2	11.3	3.3	0.0	11.7	-	8.0	-
RO	100.0	33.4	28.8	4.5	-	-	-	64.2	60.8	: n	-	3.4	-	2.4	-
SI	100.0	34.7	8.8	23.6	2.3	-	-	56.2	20.4	26.4	9.4	-	-	9.1	-
SK	100.0	62.5	6.4	50.4	5.7	-	-	31.4	7.7	14.9	8.8	-	-	6.1	-
FI	100.0	56.9	51.2	-	5.6	-	-	21.5	21.5	-	-	-	-	21.6	-
SE	100.0 e	21.0 e	20.2 e	0.1	0.6	-	-	71.7	71.7	-	-	-	-	7.3 e	-
UK	100.0 e	11.1 e	0.1 e	8.0	3.0 e	-	-	8.1 e	-	8.0 e	0.1 e	-	-	28.9 e	51.9
NO	100.0	62.8	62.8	-	-	-	-	21.7	20.3	1.4	-	-	-	15.5	-

Key : Not available; :n Not significant; - Not applicable or real zero or zero by default; 0 or 0.00 Less than half of the unit used; e Estimated value; p Provisional data; b Break in series

Source Eurostat (online data code: [lmp\\_expsumm](#))



## B.2.4 Share of LMP expenditure by type (LMP supports, categories 8-9), 2009

<i>% total expenditure (categories 8-9)</i>															
	15.1	15.2	15.2.1	15.2.2	15.2.3	15.2.4	15.2.5	15.3	15.3.1	15.3.2	15.3.3	15.3.4	15.3.5	15.4	15.5
	Total	Transfers to individ'ls	Periodic cash payments	Lump-sum payments	Reimburse-ments	Reduced social contribs.	Reduced taxes	Transfers to employers	Periodic cash payments	Lump-sum payments	Reimburse-ments	Reduced social contribs.	Reduced taxes	Transfers to service providers	Not specified
EU-27	100.0 e	98.3 e	81.3 e	3.1	0.2	13.7 e	-	1.7	1.1	0.2	0.3	0.1	-	0.0	-
BE	100.0	99.6	99.6	-	-	-	-	0.4	0.4	-	-	-	-	-	-
BG	100.0	100.0	100.0	-	-	-	-	-	-	-	-	-	-	-	-
CZ	100.0	100.0	94.7	5.3	-	-	-	-	-	-	-	-	-	-	-
DK	100.0 e	100.0 e	95.9 e	4.1	-	-	-	-	-	-	-	-	-	-	-
DE	100.0 e	95.8 e	57.0 e	4.8	-	34.0 e	-	4.2	3.6	-	-	0.6	-	-	-
EE	100.0	100.0	68.1	15.5	-	16.4 e	-	-	-	-	-	-	-	-	-
IE	100.0	94.1	91.5	2.6	-	-	-	5.9	-	5.9	-	-	-	-	-
EL	100.0	99.5	99.4	0.1	-	-	-	-	-	-	-	-	-	0.5	-
ES	100.0	100.0	96.8	2.0	-	1.2	-	0.0	0.0	0.0	-	-	-	-	-
FR	100.0	98.7	98.6	0.1	-	-	-	1.3	1.3	-	-	-	-	-	-
IT	100.0	100.0	48.7	10.9	-	40.4	-	0.0	-	-	-	0.0	-	-	-
CY	100.0 p	100.0 p	80.0	20.0 p	-	-	-	-	-	-	-	-	-	-	-
LV	100.0	100.0	98.6	1.4	-	-	-	-	-	-	-	-	-	-	-
LT	100.0	96.0	96.0	-	-	-	-	-	-	-	-	-	-	4.0	-
LU	100.0	77.4 e	65.9 e	3.3	-	8.2 e	-	22.6	-	-	22.6	-	-	-	-
HU	100.0	100.0	99.9	-	0.1	-	-	-	-	-	-	-	-	-	-
MT	100.0	100.0	100.0	-	-	-	-	-	-	-	-	-	-	-	-
NL	100.0 e	100.0 e	100.0 e	-	-	-	-	-	-	-	-	-	-	-	-
AT	100.0	89.4	55.4	-	6.8	27.2	-	10.6	-	-	10.6	-	-	-	-
PL	100.0	100.0	87.5	: n	-	12.5	-	-	-	-	-	-	-	-	-
PT	100.0	100.0	96.3	3.7	-	-	-	-	-	-	-	-	-	-	-
RO	100.0	100.0	99.8	0.2	-	-	-	-	-	-	-	-	-	0.0	-
SI	100.0	85.6	85.6	-	-	-	-	14.4	11.4	-	3.0	-	-	-	-
SK	100.0	100.0	97.7	2.3	0.0	-	-	-	-	-	-	-	-	-	-
FI	100.0	100.0	99.1	0.9	-	-	-	-	-	-	-	-	-	-	-
SE	100.0	100.0 e	100.0 e	-	-	-	-	-	-	-	-	-	-	-	-
UK	100.0	100.0	100.0	-	-	-	-	-	-	-	-	-	-	-	-
NO	100.0	100.0	100.0	-	-	-	-	-	-	-	-	-	-	-	-

Key : Not available; :n Not significant; - Not applicable or real zero or zero by default; 0 or 0.00 Less than half of the unit used; e Estimated value; p Provisional data; b Break in series

Source Eurostat (online data code: [lmp\\_expsumm](#))

### B.3.1 LMP expenditure by intervention and by type of action, 2009: Belgium

Euro (millions)

eurostat		Category, intervention number and name	15.1 Total	15.2 Transfers to individuals	15.3 Transfers to employers	15.4 Transfers to service providers	15.5 Not specified	Notes
<b>1</b>		<b>Labour market services</b>	<b>737.7</b>	<b>0.5 e</b>	<b>-</b>	<b>737.3</b>	<b>-</b>	
1.1	1	[Component] Public employment services (FR, WR, BCR, GC) - Actiris (BCR)	46.5	-	-	46.5	-	1
	1	[Component] Public employment services (FR, WR, BCR, GC) - VDAB (FR)	79.7	-	-	79.7	-	1
	1	[Component] Public employment services (FR, WR, BCR, GC) - Arbeitsamt (GC)	1.8	-	-	1.8	-	1
	25	Active jobsearch workshop (BCR)	2.7	-	-	2.7	-	
	30	Regional employment missions (WR)	7.9	-	-	7.9	-	2
	50	Partnership for childcare for jobseekers (BCR)	2.3	-	-	2.3	-	2
	54	[Component] Pathway to work (FR) - Disabled jobseekers	8.5	-	-	8.5	-	2
	54	[Component] Pathway to work (FR) - Regular jobseekers	89.7	-	-	89.7	-	2
	58	Crèches facilities (WR)	0.1	-	-	0.1	-	2
	60	Restructuring support programme (retraining units) (WR)	2.0	0.5 e	-	1.5 e	-	2
	65	Re-employment fund (FR)	2.1	-	-	2.1	-	
	68	Vocational integration (BCR)	7.8	-	-	7.8	-	2
	77	Vocational guidance (WR)	29.0	-	-	29.0	-	
	78	Vocational project contract (BCR)	-	-	-	-	-	1
	101	Employment house (WR)	0.4	-	-	0.4	-	
1.2	124	[Component] Administration of LMP measures (FED) - ALE / PWA	36.9	-	-	36.9	-	
	124	[Component] Administration of LMP measures (FED) - ONEM / RVA	21.5	-	-	21.5	-	
	124	[Component] Administration of LMP measures (FED) - Service vouchers	11.1	-	-	11.1	-	
	125	[Component] Administration of LMP supports (FED) - Payment institutions	199.9	-	-	199.9	-	
	125	[Component] Administration of LMP supports (FED) - ONEM	187.9	-	-	187.9	-	
<b>2</b>		<b>Training</b>	<b>545.1 e</b>	<b>230.7</b>	<b>17.2</b>	<b>297.1 e</b>	<b>-</b>	
2.1	3	Encouraging the unemployed to resume studying (FED)	22.7	22.7	-	-	-	
	40	[Component] Vocational training (FR) - Vocational training	177.4 e	-	-	177.4 e	-	3
	40	[Component] Vocational training (FR) - Vocational training for disabled	11.3 e	-	-	11.3 e	-	3
	41	Vocational training (WR)	79.6	25.7	0.3	53.6	-	3
	42	Vocational training (BCR)	34.6 e	-	-	34.6 e	-	3,4
	43	Vocational training allowances (FED)	168.6	168.6	-	-	-	5
	44	Vocational training (GC)	: n	-	-	: n	-	3
	64	Training cheques for vocational integration (BCR)	8.3	8.3	-	-	-	
	75	Driving licences grants (WR)	1.1	-	-	1.1	-	
	114	Vocational training centres for disabled people (WR)	12.9 e	-	-	12.9 e	-	
	130	Vocational training contract for disabled (BCR)	-	-	-	-	-	2,4
	148	Mobilisation plan for ICT (WR)	1.8	-	-	1.8	-	
2.2	13	Training and integration contract (WR)	3.5	3.4	-	0.0	-	
	106	Vocational training contracts (WR)	2.1 e	2.1 e	-	-	-	
	113	Reception and training units in enterprises of adapted work (WR)	0.8 e	-	0.8 e	-	-	
	129	Training and integration contract (BCR)	-	-	-	-	-	4
	135	Formation by work in companies (WR)	11.7	-	11.7	-	-	
	136	Vocational training contracts (BCR)	0.1	-	0.1	-	-	
2.4	10	Alternance training (WR)	8.7	-	4.4	4.4	-	
<b>3</b>		<b>Job rotation and job sharing</b>	<b>-</b>	<b>-</b>	<b>-</b>	<b>-</b>	<b>-</b>	

### B.3.1 LMP expenditure by intervention and by type of action, 2009: Belgium

Euro (millions)

eurostat		Category, intervention number and name	15.1 Total	15.2 Transfers to individuals	15.3 Transfers to employers	15.4 Transfers to service providers	15.5 Not specified	Notes
<b>4</b>		<b>Employment incentives</b>	<b>1 757.6</b>	<b>180.4</b>	<b>535.3</b>	<b>1 041.9</b>	<b>-</b>	
4.1	26	Relocation allowances for the unemployed (BCR)	-	-	-	-	-	6
	28	Transition-to-work subsidy (BCR)	0.1	-	0.1	-	-	
	61	Activa (FED)	319.1	158.2	160.9	-	-	
	70	Recruitment of unemployed persons in the context of economic expansion (BCR)	2.1	-	2.1	-	-	
	73	Insertion enterprises (FR)	5.0	-	5.0	-	-	
	88	Activa Start - activation of unemployment benefits for first jobs (FED)	1.8	1.8	-	-	-	
	90	Back-to-work bonus for people aged 50+ (FED)	19.3	19.3	-	-	-	
	92	Insertion through temporary work (FED)	0.0	-	0.0	-	-	
	93	CPAS contract - art.60 of CPAS Law (FED)	140.5	-	140.5	-	-	
	94	Tutorial grant - art.61 of CPAS Law (FED)	0.4	-	0.4	-	-	
	95	Recruitment of workers dismissed after restructuring - reduced social contributions (FED)	6.6	1.2	5.5	-	-	
	104	Insertion enterprises (WR)	10.9	-	10.9	-	-	
	109	Premiums for tutoring disabled workers (WR)	0.2 e	-	0.2 e	-	-	
	110	Integration premiums when hiring disabled people (WR)	1.3 e	-	1.3 e	-	-	
	116	Discovery internship for people with disabilities (WR)	0.0 e	-	0.0 e	-	-	
	118	Back-to-work bonus 50+ (FR)	19.1	-	19.1	-	-	
	126	Service vouchers (FED)	1 201.1	-	159.2	1 041.9	-	
	137	Integration premiums and convention 26 (BCR)	0.9	-	0.9	-	-	
	150	Employment in a firm (GC)	0.3 e	-	0.3 e	-	-	7
4.2	96	Reimbursement of outplacement costs in case of restructuring and cheques (FED)	28.6	-	28.6	-	-	
<b>5</b>		<b>Supported employment and rehabilitation</b>	<b>467.2 e</b>	<b>2.4 e</b>	<b>464.9 e</b>	<b>-</b>	<b>-</b>	
5.1	66	Social workshops (FR)	49.8	-	49.8	-	-	
	84	Sheltered work place (FR)	225.4	-	225.4	-	-	
	86	Flemish support bonus (FR)	60.9	-	60.9	-	-	
	100	Sheltered work (FED)	3.4	-	3.4	-	-	8
	105	Provisions to keep workers within enterprises of adapted work (WR)	0.4 e	-	0.4 e	-	-	
	108	Compensation premium (WR)	16.0 e	-	16.0 e	-	-	
	111	Interventions in the travel costs of disabled workers (WR)	1.0 e	1.0 e	-	-	-	
	112	Adaptation of the work station (WR)	0.2 e	-	0.2 e	-	-	
	115	Enterprises of adapted work (WR)	84.2 e	-	84.2 e	-	-	
	119	Interventions in the travel costs of disabled workers (FR)	0.7	0.7	-	-	-	
	120	Adaptation of the work station or work tools (FR)	0.7	0.7	-	-	-	
	140	Enterprises of adapted work (BCR)	22.8	-	22.8	-	-	
	151	Employment in a sheltered workshop (GC)	1.8 e	-	1.8 e	-	-	7
	152	Adaptation of the workplace to the needs of employees with disabilities	-	-	-	-	-	6

### B.3.1 LMP expenditure by intervention and by type of action, 2009: Belgium

Euro (millions)

eurostat		Category, intervention number and name	15.1 Total	15.2 Transfers to individuals	15.3 Transfers to employers	15.4 Transfers to service providers	15.5 Not specified	Notes
<b>6</b>		<b>Direct job creation</b>	<b>1 255.3</b>	<b>124.3</b>	<b>1 131.0</b>	-	-	
	14	[Component] Third working circuit (FR, WR, BCR) - WR	3.5	3.5	-	-	-	
	14	[Component] Third working circuit (FR, WR, BCR) - BCR	-	-	-	-	-	
	14	[Component] Third working circuit (FR, WR, BCR) - FR	18.1	18.1	-	-	-	
	19	Promoting employment in the non-market sector - FBI (FED)	26.8	-	26.8	-	-	
	21	Local employment agencies (FED)	13.8	13.8	-	-	-	9
	27	Transition-to-work scheme (WEP+) (FR)	34.4	-	34.4	-	-	
	52	First job agreement in projects of public interest (BCR)	6.6	-	6.6	-	-	
	63	Support for the promotion of employment (APE) - Market and non-market sectors (WR)	533.4	-	533.4	-	-	
	71	Transition-to-work scheme (BCR)	6.1	-	6.1	-	-	
	72	Transition-to-work scheme (WR)	18.4	-	18.4	-	-	
	89	Transition-to-work scheme (FED)	38.9	28.3	10.7	-	-	
	91	Social integration units - SINE (FED)	87.0	60.6	26.4	-	-	
	121	First job agreement in projects of public interest - learning work experience in Brussels public services (BCR)	2.2 e	-	2.2 e	-	-	7
	127	[Component] Subsidised contractors (GC) - VoG	2.7	-	2.7	-	-	
	127	[Component] Subsidised contractors (GC) - Local authorities	1.6	-	1.6	-	-	
	128	Transition-to-work scheme (GC)	0.0	-	0.0	-	-	
	133	Subsidised contractors (BCR)	164.9	-	164.9	-	-	
	134	Subsidised contractors (FR)	279.1	-	279.1	-	-	
	147	Local service economy (FR)	17.7	-	17.7	-	-	
<b>7</b>		<b>Start-up incentives</b>	<b>13.1</b>	<b>12.8</b>	<b>-</b>	<b>0.3</b>	<b>-</b>	
	34	Loans for unemployed persons (FED)	12.7	12.7	-	-	-	
	45	Support for the creation and management of enterprises (BCR)	0.3	-	-	0.3	-	2
	107	Premium for independent workers (WR)	0.1 e	0.1 e	-	-	-	
<b>8</b>		<b>Out-of-work income maintenance and support</b>	<b>5 502.0</b>	<b>5 473.3</b>	<b>28.6</b>	<b>-</b>	<b>-</b>	
8.1	37	Unemployment benefit (FED)	4 032.7	4 032.7	-	-	-	
8.2	144	Temporary unemployment for economic reasons (FED)	1 066.6	1 066.6	-	-	-	
8.3	39	Part-time workers receiving income guarantee allowance (FED)	227.8	227.8	-	-	-	
8.4	97	6 months income for dismissed workers in the case of restructuring (FED)	28.6	-	28.6	-	-	
8.5	145	Enterprise closure fund (FED)	146.3	146.3	-	-	-	

### B.3.1 LMP expenditure by intervention and by type of action, 2009: Belgium

Euro (millions)

eurostat		Category, intervention number and name	15.1 Total	15.2 Transfers to individuals	15.3 Transfers to employers	15.4 Transfers to service providers	15.5 Not specified	Notes
<b>9</b>		<b>Early retirement</b>	<b>2 578.0</b>	<b>2 578.0</b>	-	-	-	
9.1	38	Early retirement by collective agreement (FED)	1 499.6	1 499.6	-	-	-	
	99	Partial early retirement (FED)	2.6	2.6	-	-	-	
9.2	123	Benefits for older unemployed exempt from jobsearch (FED)	1 075.8	1 075.8	-	-	-	
<b>1-9</b>		<b>Total LMP (categories 1-9)</b>	<b>12 855.9</b>	<b>8 602.4</b>	<b>2 177.0</b>	<b>2 076.5 e</b>	-	
<b>2-7</b>		<b>Total LMP measures (categories 2-7)</b>	<b>4 038.3</b>	<b>550.6</b>	<b>2 148.4</b>	<b>1 339.3 e</b>	-	
<b>8-9</b>		<b>Total LMP supports (categories 8-9)</b>	<b>8 080.0</b>	<b>8 051.3</b>	<b>28.6</b>	-	-	

Key : Not available; :n Not significant; - Not applicable or real zero or zero by default; 0 or 0.00 Less than half of the unit used; e Estimated value; p Provisional data; b Break in series

Source Eurostat (online data code: [lmp\\_expme\\_be](#))

1 Expenditure of BE-78 is included in BE-1.

2 Includes ESF contribution.

3 Beneficiaries of this regional training programme continue to receive unemployment benefits which are reported under BE-43 (category 2).

4 Expenditure of BE-129 and BE-130 are included under BE-42.

5 These are unemployment benefits paid to beneficiaries of regional training programmes (BE-40, 41, 42 and 44).

6 Intervention not applied in 2009.

7 Data refer to 2008.

8 Scheme abolished since July 2004, but unemployment benefits are paid to employees who started to work before that date (and until the end of their employment contract).

9 This intervention is being replaced by the Service vouchers (BE-126).

### B.3.2 LMP expenditure by intervention and by type of action, 2009: Bulgaria

Euro (millions)

eurostat		Category, intervention number and name	15.1 Total	15.2 Transfers to individuals	15.3 Transfers to employers	15.4 Transfers to service providers	15.5 Not specified	Notes
<b>1</b>		<b>Labour market services</b>	<b>15.3</b>	<b>-</b>	<b>-</b>	<b>15.3</b>	<b>-</b>	
1.1	1	Information services	-	-	-	-	-	1
	2	Individual case-management	-	-	-	-	-	1
	62	[Component] Activation of Inactive Persons National Programme - Activation and inclusion on the labour market of inactive and discouraged person	: n	:	-	: n	-	
1.2	3	Administration of active measures	15.3	-	-	15.3	-	1
	4	Other activities	-	-	-	-	-	
<b>2</b>		<b>Training</b>	<b>4.8</b>	<b>0.2</b>	<b>1.9</b>	<b>2.7</b>	<b>-</b>	
2.1	5	Vocational training courses organised by the EA	1.2	:	-	1.2	-	
	8	Vocational training and social inclusion of school dropouts	0.1	: n	-	0.1	-	2
	12	Regional programmes for literacy, vocational training and employment in public benefit activities	0.5	: n	-	0.5	-	2
	42	[Component] Welfare to work - Training	-	-	-	-	-	
	43	[Component] Employment for teachers in the training of disabled children - Training	-	-	-	-	-	3
	44	[Component] Beautiful Bulgaria -	0.6	0.2	-	0.5	-	
	46	[Component] Programme for training and employment of disabled persons - Training	-	-	-	-	-	
	49	[Component] Incentives for employers to hire unemployment benefit recipients in part-time working arrangements -	-	-	-	-	-	4
	54	[Component] Assistants for people with disabilities - Training	-	-	-	-	-	
	56	National programme for literacy and qualification training of Roma people	0.4	: n	-	0.4	-	2
	58	"Optimism" Project	0.0	: n	-	0.0	-	2
2.4	14	Incentives for employers to provide internships for unemployed people aged under 29	0.4	-	0.4	-	-	
	15	Incentives for employers to provide internships for the acquisition of qualifications	0.6	-	0.6	-	-	
	60	Increasing employability through apprenticeship (Art. 55d of the EPA)	1.0	-	1.0	-	-	
<b>3</b>		<b>Job rotation and job sharing</b>	<b>-</b>	<b>-</b>	<b>-</b>	<b>-</b>	<b>-</b>	

### B.3.2 LMP expenditure by intervention and by type of action, 2009: Bulgaria

Euro (millions)

eurostat		Category, intervention number and name	15.1 Total	15.2 Transfers to individuals	15.3 Transfers to employers	15.4 Transfers to service providers	15.5 Not specified	Notes
<b>4</b>		<b>Employment incentives</b>	<b>12.6</b>	<b>0.1</b>	<b>12.6</b>	-	-	
4.1	18	Incentives for employers to hire unemployed people aged under 29	0.4	-	0.4	-	-	
	19	Incentives for employers to hire long-term unemployed	0.1	-	0.1	-	-	
	20	Encouraging employer micro-enterprises to provide new jobs by subsidising the first 5 places	0.1	-	0.1	-	-	
	21	Incentives for employers to hire unemployed people as part-timers	0.2	-	0.2	-	-	
	22	Incentives for employers to create jobs for unemployed single parents with children up to 3 years old	0.8	-	0.8	-	-	
	23	Incentives for employers to hire older unemployed	1.8	-	1.8	-	-	
	24	Support in retirement	4.2	-	4.2	-	-	
	46	[Component] Programme for training and employment of disabled persons - Employment	4.3	-	4.3	-	-	
	48	Encouraging geographical mobility of the unemployed	0.1	0.1	-	-	-	
	49	[Component] Incentives for employers to hire unemployment benefit recipients in part-time working arrangements -	-	-	-	-	-	4
	50	[Component] Entrepreneurship promotion - Employment	-	:	-	-	-	
	55	Providing employment to unemployed persons who received monthly social benefits ("bonus")	0.0	0.0	-	-	-	
	59	Incentives for employers to create jobs for unemployed single parents with children between 3 and 5 years of age	0.5	-	0.5	-	-	
<b>5</b>		<b>Supported employment and rehabilitation</b>	<b>1.5</b>	<b>-</b>	<b>1.5</b>	<b>-</b>	<b>-</b>	
5.1	27	Incentives for employers to create jobs for unemployed people with permanently reduced capacity to work	1.5	-	1.5	-	-	
<b>6</b>		<b>Direct job creation</b>	<b>58.4</b>	<b>7.5</b>	<b>50.9</b>	<b>-</b>	<b>-</b>	
	28	Employment in public administration for young people with university degree	0.7	-	0.7	-	-	
	29	Employment in support of the Bulgarian theatre	0.5	-	0.5	-	-	
	42	[Component] Welfare to work - Employment	27.6	-	27.6	-	-	
	43	[Component] Employment for teachers in the training of disabled children - Direct job creation	-	-	-	-	-	3
	44	[Component] Beautiful Bulgaria -	1.2	-	1.2	-	-	
	53	Teachers for vacation	0.7	:	0.7	-	-	5
	54	[Component] Assistants for people with disabilities - Direct job creation	14.6	-	14.6	-	-	
	57	"Maternity Support" Programme	7.3	7.3	-	-	-	
	62	[Component] Activation of Inactive Persons National Programme - Roma mediator	0.0	0.0	-	:	-	
	63	Aesculapius Programme	0.2	0.2	-	-	-	
	64	New Opportunity for Employment Programme	1.3	-	1.3	-	-	
	66	Family-based Social Services National Programme	4.3	-	4.3	-	-	
<b>7</b>		<b>Start-up incentives</b>	<b>0.9</b>	<b>0.6</b>	<b>-</b>	<b>0.3</b>	<b>-</b>	
	26	Entrepreneurship promotion for people with reduced capacity	0.2	0.2	-	-	-	
	31	Employment through business support (JOBS)	0.3	:	-	0.3	-	2
	32	Vocational training for beneficiaries of the "Micro-credit guarantee fund"	-	-	-	-	-	4
	33	Encouraging entrepreneurship among agricultural producers	0.3	0.3	-	-	-	
	50	[Component] Entrepreneurship promotion - Business start-up	0.1	0.1	-	-	-	

### B.3.2 LMP expenditure by intervention and by type of action, 2009: Bulgaria

Euro (millions)

eurostat		Category, intervention number and name	15.1 Total	15.2 Transfers to individuals	15.3 Transfers to employers	15.4 Transfers to service providers	15.5 Not specified	Notes
<b>8</b>		<b>Out-of-work income maintenance and support</b>	<b>134.0</b>	<b>134.0</b>	-	-	-	
8.1	37	Unemployment benefits	128.1	128.1	-	-	-	
	61	Long-Term Unemployment Benefit (art. 54i of Social Insurance Code)	2.8	2.8	-	-	-	
8.2	65	Compensation for short-time working	3.0	3.0	-	-	-	
8.3	38	Part-time unemployment benefits	0.2	0.2	-	-	-	
8.4	36	Redundancy compensation	-	-	-	-	-	4
<b>9</b>		<b>Early retirement</b>	<b>-</b>	<b>-</b>	<b>-</b>	<b>-</b>	<b>-</b>	
<b>1-9</b>		<b>Total LMP (categories 1-9)</b>	<b>227.6</b>	<b>142.3</b>	<b>66.9</b>	<b>18.3</b>	<b>-</b>	
<b>2-7</b>		<b>Total LMP measures (categories 2-7)</b>	<b>78.3</b>	<b>8.4</b>	<b>66.9</b>	<b>3.0</b>	<b>-</b>	
<b>8-9</b>		<b>Total LMP supports (categories 8-9)</b>	<b>134.0</b>	<b>134.0</b>	<b>-</b>	<b>-</b>	<b>-</b>	

Key : Not available; :n Not significant; - Not applicable or real zero or zero by default; 0 or 0.00 Less than half of the unit used; e Estimated value; p Provisional data; b Break in series

Source Eurostat (online data code: [lmp\\_expme\\_bg](#))

- 1 BG-3 includes expenditure of interventions BG-1 and BG-2.
- 2 All expenditure is reported as transfers to service providers, which is the most important element.
- 3 Intervention coming to an end.
- 4 Intervention not applied in 2009.
- 5 All expenditure is reported as transfers to employers, which is the most important element.



### B.3.3 LMP expenditure by intervention and by type of action, 2009: Czech Republic

Euro (millions)

eurostat		Category, intervention number and name	15.1 Total	15.2 Transfers to individuals	15.3 Transfers to employers	15.4 Transfers to service providers	15.5 Not specified	Notes
<b>1</b>		<b>Labour market services</b>	<b>177.7</b>	-	-	<b>177.7</b>	-	
1.1	1	Employment brokerage	53.3	-	-	53.3	-	
	6	Vocational rehabilitation of persons with working limitations	0.1	-	-	0.1	-	1
1.2	14	Other services and overheads of the PES	124.3	-	-	124.3	-	
<b>2</b>		<b>Training</b>	<b>4.5</b>	<b>0.1</b>	<b>0.3</b>	<b>4.1</b>	-	
2.1	2	Retraining of the registered unemployed	4.5	0.1	0.3	4.1	-	2
<b>3</b>		<b>Job rotation and job sharing</b>	-	-	-	-	-	
<b>4</b>		<b>Employment incentives</b>	<b>10.8</b>	-	<b>10.8</b>	-	-	
4.1	7	Subsidised new working places (SÚMP)	10.8	-	10.8	-	-	
	19	Allowance for on-the-job training	0.0	-	0.0	-	-	
4.2	4	Contribution to employer for partial coverage of employees wages due to conversion to the new production program	0.0	-	0.0	-	-	
	18	Allowance for transporting employees	0.0	-	0.0	-	-	3
<b>5</b>		<b>Supported employment and rehabilitation</b>	<b>97.4</b>	-	<b>97.4</b>	-	-	
5.1	5	Contribution to employers for establishing and running sheltered workshops and working places	12.0	-	12.0	-	-	
	16	Contribution to the employer whose more than 50% of employees are disabled persons	85.4	-	85.4	-	-	
<b>6</b>		<b>Direct job creation</b>	<b>11.1</b>	-	<b>11.1</b>	-	-	
	8	Public works programme (VPP)	11.1	-	11.1	-	-	
<b>7</b>		<b>Start-up incentives</b>	<b>5.0</b>	<b>5.0</b>	-	-	-	
	12	Contribution to registered unemployed with working limitations for working equipment when starting self-employment	0.2	0.2	-	-	-	
	13	Self employment - publicly beneficial working places (SVC SÚPM)	4.8	4.8	-	-	-	
	17	Bridging allowance	0.0	0.0	-	-	-	3
<b>8</b>		<b>Out-of-work income maintenance and support</b>	<b>602.3</b>	<b>602.3</b>	-	-	-	
8.1	3	Unemployment benefit for registered unemployed	570.4	570.4	-	-	-	4
8.5	10	Protection of employees due to insolvency of the employer	31.9	31.9	-	-	-	
<b>9</b>		<b>Early retirement</b>	-	-	-	-	-	
<b>1-9</b>		<b>Total LMP (categories 1-9)</b>	<b>908.8</b>	<b>607.4</b>	<b>119.6</b>	<b>181.8</b>	-	
<b>2-7</b>		<b>Total LMP measures (categories 2-7)</b>	<b>128.8</b>	<b>5.1</b>	<b>119.6</b>	<b>4.1</b>	-	
<b>8-9</b>		<b>Total LMP supports (categories 8-9)</b>	<b>602.3</b>	<b>602.3</b>	-	-	-	

Key : Not available; :n Not significant; - Not applicable or real zero or zero by default; 0 or 0.00 Less than half of the unit used; e Estimated value; p Provisional data; b Break in series

Source Eurostat (online data code: [lmp\\_expme\\_cz](#))

- 1 Expenditure covers only the costs of subcontracted services. Related staff costs are covered in CZ-1.
- 2 Participants receive increased unemployment benefits which are recorded in category 8 (CZ-3). Expenditure includes costs of training some persons not registered unemployed and not counted amongst participants (amounts are considered to be negligible).
- 3 Intervention coming to an end.
- 4 Includes benefits paid to persons in retraining (CZ-2).

### B.3.4 LMP expenditure by intervention and by type of action, 2009: Denmark

Euro (millions)

eurostat		Category, intervention number and name	15.1 Total	15.2 Transfers to individuals	15.3 Transfers to employers	15.4 Transfers to service providers	15.5 Not specified	Notes
<b>1</b>		<b>Labour market services</b>	<b>692.2</b>	-	-	<b>692.2</b>	-	
	5	Public employment service	166.0	-	-	166.0	-	
1.1	17	Short guidance and skills qualification programs	526.1	-	-	526.1	-	1
<b>2</b>		<b>Training</b>	<b>663.4</b>	<b>603.6</b>	<b>59.7</b>	-	-	
2.1	8	Education and training	177.2	177.2	-	-	-	1
	9	Specially arranged activation	402.5	402.5	-	-	-	
	33	Education of immigrants	24.0	24.0	-	-	-	
2.4	31	Adult apprenticeship support	59.7	-	59.7	-	-	
<b>3</b>		<b>Job rotation and job sharing</b>	<b>3.9</b>	-	<b>3.9</b>	-	-	
3.1	38	Job rotation scheme	3.9	-	3.9	-	-	
<b>4</b>		<b>Employment incentives</b>	<b>425.5</b>	<b>139.9</b>	<b>285.6</b>	-	-	
4.1	6	Wage subsidies	214.3	-	214.3	-	-	1
	7	Practical work training in enterprises	139.9	139.9	-	-	-	1
	26	Servicejobs	15.6	-	15.6	-	-	
	30	Support of disabled	55.0	-	55.0	-	-	
	39	Seniorjob	0.8	-	0.8	-	-	
<b>5</b>		<b>Supported employment and rehabilitation</b>	<b>1 518.0</b>	<b>348.6</b>	<b>1 169.4</b>	-	-	
5.1	21	Flex jobs, including flex jobs for self-employed	1 149.8	-	1 149.8	-	-	1
	22	Wage subsidies for recipients of early retirement pension (formerly known as light jobs)	19.6	-	19.6	-	-	1
5.2	20	Rehabilitation	317.7	317.7	: n	-	-	
	28	Pre-rehabilitation	31.0	31.0	-	-	-	
<b>6</b>		<b>Direct job creation</b>	-	-	-	-	-	
<b>7</b>		<b>Start-up incentives</b>	-	-	-	-	-	
<b>8</b>		<b>Out-of-work income maintenance and support</b>	<b>2 865.4 e</b>	<b>2 865.4 e</b>	-	-	-	
8.1	1	[Component] Unemployment insurance - Full time	1 956.9 e	1 956.9 e	-	-	-	2
	2	Social assistance (unemployment)	443.5	443.5	-	-	-	
	29	Unemployment allowance	307.6	307.6	-	-	-	1
8.2	1	[Component] Unemployment insurance - Partial	- e	- e	-	-	-	2
8.3	1	[Component] Unemployment insurance - Part-time	- e	- e	-	-	-	2
8.5	25	Wage earners guarantee fund	157.4	157.4	-	-	-	
<b>9</b>		<b>Early retirement</b>	<b>981.7</b>	<b>981.7</b>	-	-	-	
9.2	24	Early retirement pay, from unemployment	879.2	879.2	-	-	-	
	32	Flex allowance	102.5	102.5	-	-	-	
<b>1-9</b>		<b>Total LMP (categories 1-9)</b>	<b>7 150.0 e</b>	<b>4 939.3 e</b>	<b>1 518.5</b>	<b>692.2</b>	-	
<b>2-7</b>		<b>Total LMP measures (categories 2-7)</b>	<b>2 610.7</b>	<b>1 092.2</b>	<b>1 518.5</b>	-	-	
<b>8-9</b>		<b>Total LMP supports (categories 8-9)</b>	<b>3 847.2 e</b>	<b>3 847.2 e</b>	-	-	-	

Key : Not available; :n Not significant; - Not applicable or real zero or zero by default; 0 or 0.00 Less than half of the unit used; e Estimated value; p Provisional data; b Break in series

Source Eurostat (online data code: [lmp\\_expme\\_dk](#))

1 The financing is (partly) covered by the State/Central government accounts

2 The breakdown of expenditure by type of benefit (full-time, part-time or partial) is not known so all expenditure is shown as full-time benefits, which are the most important.

### B.3.5 LMP expenditure by intervention and by type of action, 2009: Germany

Euro (millions)

eurostat		Category, intervention number and name	15.1 Total	15.2 Transfers to individuals	15.3 Transfers to employers	15.4 Transfers to service providers	15.5 Not specified	Notes
<b>1</b>		<b>Labour market services</b>	<b>8 875.2 e</b>	<b>539.8 e</b>	<b>0.1 e</b>	<b>8 335.3 e</b>	<b>-</b>	
1.1	35	Counselling and placement assistance	31.9 e	31.9 e	-	-	-	
	43	Placement voucher	91.8 e	-	-	91.8 e	-	
	47	Placement by third parties by order of PES	274.5 e	-	-	274.5 e	-	
	63	[Component] Administrative expenditure of the federal employment agency (Bundesagentur für Arbeit) - Information services (administration costs)	1 094.0 e	-	-	1 094.0 e	-	1
	63	[Component] Administrative expenditure of the federal employment agency (Bundesagentur für Arbeit) - Individual case management (administration costs)	1 865.0 e	-	-	1 865.0 e	-	1
	64	Assessment of chances (Profiling)	-	-	-	-	-	1
	65	Specialised integration services	63.9	-	-	63.9	-	2
	66	Vocational guidance	67.7 e	-	-	67.7 e	-	
	67	Integration agreement	-	-	-	-	-	1
	75	Other additional services	167.1 e	167.1 e	-	-	-	
	76	Accompanying services	: n	-	-	: n	-	3
	86	Aptitude tests / vocational guidance	: n	: n	-	-	-	
	91	Distance study	: n	: n	-	-	-	
	92	Other rehabilitation related assistance	27.3	27.3	-	-	-	
	99	Socio-pedagogical accompaniment	2.0 e	-	0.1 e	1.9 e	-	4
	106	Individual re-integration budget	313.6 e	313.6 e	-	-	-	
	107	[Component] Activation and re-integration interventions -	133.4 e	:	-	133.4 e	-	
	107	[Component] Activation and re-integration interventions -	137.2 e	:	-	137.2 e	-	
	107	[Component] Activation and re-integration interventions -	7.3 e	:	-	7.3 e	-	
	107	[Component] Activation and re-integration interventions -	33.3 e	:	-	33.3 e	-	
	107	[Component] Activation and re-integration interventions -	125.6 e	:	-	125.6 e	-	
	107	[Component] Activation and re-integration interventions -	26.3 e	:	-	26.3 e	-	
1.2	63	[Component] Administrative expenditure of the federal employment agency (Bundesagentur für Arbeit) - Other administration costs	776.4 e	-	-	776.4 e	-	1
	63	[Component] Administrative expenditure of the federal employment agency (Bundesagentur für Arbeit) - Administration of interventions in categories 8-9	2 380.0 e	-	-	2 380.0 e	-	1
	63	[Component] Administrative expenditure of the federal employment agency (Bundesagentur für Arbeit) - Administration of active measures	1 257.1 e	-	-	1 257.1 e	-	1

### B.3.5 LMP expenditure by intervention and by type of action, 2009: Germany

Euro (millions)

eurostat		Category, intervention number and name	15.1 Total	15.2 Transfers to individuals	15.3 Transfers to employers	15.4 Transfers to service providers	15.5 Not specified	Notes
<b>2</b>		<b>Training</b>	<b>8 424.4 e</b>	<b>3 459.5 e</b>	<b>910.1 e</b>	<b>4 054.8 e</b>	-	
	27	Independent measures = Incentive measures free eligible	24.9	24.9	-	-	-	
	104	Unassigned expenditure on rehabilitative training activities	1 253.3	-	122.6	1 130.6	-	
	112	Incentive measures free eligible Social Code II	54.4 e	54.4 e	-	-	-	
	114	Perspective 50plus	125.6 e	-	-	125.6 e	-	4
2.1	6	[Component] Measures to improve prospects of integration - Assessment and training	263.2 e	-	-	263.2 e	-	5
	11	Support for vocational preparation training measures for young people	618.7	227.4	-	391.2	-	
	12	Support for further vocational training	3 424.6 e	2 119.7 e	-	1 304.9 e	-	
	14	[Component] Short-time working allowance - Transfer short-time working allowance	292.3	292.3	-	-	-	6
	44	Income subsidies for people in further vocational training	183.4 e	-	183.4 e	-	-	
	53	Integration measures	4.4 e	-	-	4.4 e	-	
	70	Transfer measures	16.1	-	16.1	-	-	
	80	Transitional subsidy	98.2	98.2	-	-	-	
	81	Training allowance	181.4	181.4	-	-	-	
	87	[Component] Support for vocational training of disabled persons - Special measures for rehabilitation in training institutions	: n	-	: n	-	-	
	88	[Component] Support for further education of disabled persons - Special measures for further education	: n	: n	:	: n	-	
	93	Vocational training outside the workplace	1 064.0 e	-	390.4 e	673.6 e	-	
	96	ESF BA-Programme 2007-2013 transfer short-time working allowance	8.0	-	8.0	-	-	4
	100	Activation assistance	64.9 e	-	62.5 e	2.4 e	-	
	110	Career entry support programme	35.4	-	-	35.4	-	
	113	European Globalisation Adjustment Fund	: n	: n	-	-	-	
2.2	23	[Component] Incentives for the recruitment and employment of the severely disabled - In-plant training subsidy for disabled persons	20.2	-	20.2	-	-	
	88	[Component] Support for further education of disabled persons - General measures for further education	76.9 e	42.2 e	-	34.7 e	-	
	94	Allowances during apprenticeship	95.9 e	-	7.7 e	88.2 e	-	
	95	Transitional assistance	3.3 e	-	2.8 e	0.5 e	-	
	98	Training allowance for younger workers	1.8 e	-	1.8 e	-	-	
	111	Individual in plant qualification in the framework of assisted occupation	4.8	4.8	-	-	-	
2.4	34	Vocational training allowance	414.3	414.3	-	-	-	
	71	First integration qualification for young people	75.3 e	-	75.3 e	-	-	
	87	[Component] Support for vocational training of disabled persons - Training allowance for disabled people	19.4 e	-	19.4 e	-	-	
<b>3</b>		<b>Job rotation and job sharing</b>	<b>2.4 e</b>	<b>-</b>	<b>2.4 e</b>	<b>-</b>	<b>-</b>	
3.1	46	Job Rotation - Employment-training rotation programme	2.4 e	-	2.4 e	-	-	

### B.3.5 LMP expenditure by intervention and by type of action, 2009: Germany

Euro (millions)

eurostat		Category, intervention number and name	15.1 Total	15.2 Transfers to individuals	15.3 Transfers to employers	15.4 Transfers to service providers	15.5 Not specified	Notes
<b>4</b>		<b>Employment incentives</b>	<b>2 592.8 e</b>	<b>154.1 e</b>	<b>2 429.2 e</b>	<b>9.5 e</b>	<b>-</b>	
4.1	7	Mobility allowances	64.2 e	64.2 e	-	-	-	
	16	Recruitment subsidy for new businesses	16.5 e	-	16.5 e	-	-	
	18	Integration subsidies	1 127.3 e	-	1 127.3 e	-	-	
	48	Personnel Service Agencies	9.5 e	-	-	9.5 e	-	
	52	Wage protection for older employees	57.0	57.0	-	-	-	
	73	[Component] Community service jobs - Variable payment	707.7 e	-	707.7 e	-	-	
	74	[Component] Job finders grant - Insured employment	32.9 e	32.9 e	-	-	-	
	97	Employment allowance	504.2 e	-	504.2 e	-	-	
	101	Bonus for apprenticeship	34.3	-	34.3	-	-	
	102	Integration voucher	39.3	-	39.3	-	-	
<b>5</b>		<b>Supported employment and rehabilitation</b>	<b>870.6 e</b>	<b>: n</b>	<b>177.2 e</b>	<b>693.4</b>	<b>-</b>	
	82	Work assistance	2.5	-	-	2.5	-	
	83	Employer subsidies for rehabilitation	11.9 e	-	11.9 e	-	-	
	105	Reimbursement of payments for rehabilitation to agencies governed by public law	7.9	-	-	7.9	-	
5.1	23	[Component] Incentives for the recruitment and employment of the severely disabled - Integration subsidy for disabled persons	165.3 e	-	165.3 e	-	-	
5.2	89	Communication techniques and basic life-skills training for blind or deaf people	: n	: n	-	-	-	
	90	Interventions to support insertion into vocational training in a sheltered workshop	683.1	: n	: n	683.1	-	7
<b>6</b>		<b>Direct job creation</b>	<b>1 501.7 e</b>	<b>-</b>	<b>1 501.7 e</b>	<b>0.0</b>	<b>-</b>	
	21	Support for job-creation measures (ABMs)	220.4 e	-	220.4 e	-	-	
	22	Support for structural adjustment measures	0.0	-	:	0.0	-	
	73	[Component] Community service jobs - Additional expenditure variant	1 272.6 e	-	1 272.6 e	-	-	
	115	Federal programme 30.000 additional jobs for older people	8.7	-	8.7	-	-	8
<b>7</b>		<b>Start-up incentives</b>	<b>1 639.1</b>	<b>1 629.9</b>	<b>-</b>	<b>9.2 e</b>	<b>-</b>	
	6	[Component] Measures to improve prospects of integration - Assessment and training for business start-up	4.4 e	-	-	4.4 e	-	5
	49	Business start-up subsidy	22.8	22.8	-	-	-	9
	74	[Component] Job finders grant - Self-employed	23.2 e	23.2 e	-	-	-	
	79	Start-up subsidy	1 556.7	1 556.7	-	-	-	
	107	[Component] Activation and re-integration interventions -	8.9 e	4.1 e	-	4.8 e	-	
	109	Benefits aimed at the integration of self-employed persons	23.1 e	23.1 e	-	-	-	
<b>8</b>		<b>Out-of-work income maintenance and support</b>	<b>35 161.4 e</b>	<b>34 954.4 e</b>	<b>207.0</b>	<b>-</b>	<b>-</b>	
8.1	1	Unemployment benefit	17 281.2	17 281.2	-	-	-	
	77	[Component] Unemployment benefit (ALG II) - Unemployed recipients	11 040.2 e	11 040.2 e	-	-	-	
8.2	14	[Component] Short-time working allowance - Short-time working allowance caused by conjuncture	4 547.1	4 547.1	-	-	-	6
	103	Seasonal short time working allowance and supplementary benefits	619.3	412.3	207.0	-	-	
	108	ESF BA-Programme 2007-2013 short-time working allowance	54.8	54.8	-	-	-	4
8.3	2	Partial unemployment benefit	1.6	1.6	-	-	-	
8.5	4	Bankruptcy compensation payment	1 617.2	1 617.2	-	-	-	
8.A	78	Adjustment for double-counting, category 8	-	-	-	-	-	

### B.3.5 LMP expenditure by intervention and by type of action, 2009: Germany

Euro (millions)

eurostat		Category, intervention number and name	15.1 Total	15.2 Transfers to individuals	15.3 Transfers to employers	15.4 Transfers to service providers	15.5 Not specified	Notes
<b>9</b>		<b>Early retirement</b>	<b>1 321.8</b>	-	<b>1 321.8</b>	-	-	
9.1	24	Support of part-time employment for older employees	1 321.8	-	1 321.8	-	-	
<b>1-9</b>		<b>Total LMP (categories 1-9)</b>	<b>60 389.6 e</b>	<b>40 737.8 e</b>	<b>6 549.5 e</b>	<b>13 102.2 e</b>	-	
<b>2-7</b>		<b>Total LMP measures (categories 2-7)</b>	<b>15 031.1 e</b>	<b>5 243.5 e</b>	<b>5 020.6 e</b>	<b>4 766.9 e</b>	-	
<b>8-9</b>		<b>Total LMP supports (categories 8-9)</b>	<b>36 483.3 e</b>	<b>34 954.4 e</b>	<b>1 528.8</b>	-	-	

Key : Not available; :n Not significant; - Not applicable or real zero or zero by default; 0 or 0.00 Less than half of the unit used; e Estimated value; p Provisional data; b Break in series

Source Eurostat (online data code: [lmp\\_expme\\_de](#))

- 1 Expenditure of DE-64 and DE-67 (category 1.1.2) are included in DE-63.
- 2 Incomplete data. Only data of specialised integration services. No data of the additional programmes. Without data of Saarland.
- 3 Expenditure is the responsibility of municipalities and data are not available.
- 4 Includes ESF contribution.
- 5 Costs of training courses only. Participants may at the same time receive benefits recorded in category 8.
- 6 No separation possible between short-time working allowance caused by conjuncture and structural short-time working allowance.
- 7 The breakdown by the different types of expenditure is not available so it is all classified as transfers to service providers.
- 8 Excludes data of the municipalities.
- 9 Intervention coming to an end.

### B.3.6 LMP expenditure by intervention and by type of action, 2009: Estonia

Euro (millions)

eurostat		Category, intervention number and name	15.1 Total	15.2 Transfers to individuals	15.3 Transfers to employers	15.4 Transfers to service providers	15.5 Not specified	Notes
<b>1</b>		<b>Labour market services</b>	<b>12.1</b>	<b>0.0</b>	<b>-</b>	<b>12.1</b>	<b>-</b>	
	1	Placement by public employment services	11.9	-	-	11.9	-	1,2
1.1	2	Career counselling	0.1	-	-	0.1	-	2
	18	Communication support at interviews	-	-	-	-	-	2,3
	21	Psychological counselling	0.1	0.0	-	0.1	-	2
<b>2</b>		<b>Training</b>	<b>18.3</b>	<b>2.4</b>	<b>1.0</b>	<b>15.0</b>	<b>-</b>	
2.1	3	Labour market training	15.0	1.8	-	13.2	-	2
2.2	16	Coaching for working life	1.9	0.1	-	1.8	-	2
2.4	15	Work practice	1.4	0.5	1.0	-	-	2
<b>3</b>		<b>Job rotation and job sharing</b>	<b>-</b>	<b>-</b>	<b>-</b>	<b>-</b>	<b>-</b>	
<b>4</b>		<b>Employment incentives</b>	<b>0.1</b>	<b>-</b>	<b>0.1</b>	<b>-</b>	<b>-</b>	
4.1	5	Wage subsidy	0.1	-	0.1	-	-	2
	17	Working with support person	0.0	-	0.0	-	-	2
	19	[Component] Employment with special aids and equipment - Working with special aids and equipment	0.0	-	0.0	-	-	2
	20	Adaption of premises and equipments	0.0	-	0.0	-	-	2
<b>5</b>		<b>Supported employment and rehabilitation</b>	<b>0.0</b>	<b>0.0</b>	<b>-</b>	<b>0.0</b>	<b>-</b>	
5.1	19	[Component] Employment with special aids and equipment - Care allowance	0.0	-	-	0.0	-	2
5.2	19	[Component] Employment with special aids and equipment - Job club	0.0	0.0	-	0.0	-	2
<b>6</b>		<b>Direct job creation</b>	<b>-</b>	<b>-</b>	<b>-</b>	<b>-</b>	<b>-</b>	
	6	Public work	-	-	-	-	-	4
<b>7</b>		<b>Start-up incentives</b>	<b>2.2</b>	<b>2.2</b>	<b>-</b>	<b>0.0</b>	<b>-</b>	
	4	Employment subsidy to unemployed to start business	2.2	2.2	-	0.0	-	2
<b>8</b>		<b>Out-of-work income maintenance and support</b>	<b>174.6</b>	<b>174.6</b>	<b>-</b>	<b>-</b>	<b>-</b>	
8.1	7	[Component] Unemployment benefits - Unemployment insurance benefit	126.8	126.8	-	-	-	
	7	[Component] Unemployment benefits - State unemployment benefit	11.8	11.8 e	-	-	-	
8.4	9	Benefit upon collective redundancies, Insurance benefit upon redundancies	17.9	17.9	-	-	-	
8.5	10	Benefits upon insolvency of employer	18.1	18.1	-	-	-	
<b>9</b>		<b>Early retirement</b>	<b>-</b>	<b>-</b>	<b>-</b>	<b>-</b>	<b>-</b>	
<b>1-9</b>		<b>Total LMP (categories 1-9)</b>	<b>207.4</b>	<b>179.2</b>	<b>1.1</b>	<b>27.1</b>	<b>-</b>	
<b>2-7</b>		<b>Total LMP measures (categories 2-7)</b>	<b>20.7</b>	<b>4.5</b>	<b>1.1</b>	<b>15.0</b>	<b>-</b>	
<b>8-9</b>		<b>Total LMP supports (categories 8-9)</b>	<b>174.6</b>	<b>174.6</b>	<b>-</b>	<b>-</b>	<b>-</b>	

Key : Not available; :n Not significant; - Not applicable or real zero or zero by default; 0 or 0.00 Less than half of the unit used; e Estimated value; p Provisional data; b Break in series

Source Eurostat (online data code: [lmp\\_expme\\_ee](#))

1 EE-1 covers all administrative expenditure of the Estonian Labour Market Board and local employment offices.

2 Includes ESF contribution.

3 Costs of interviews covered under EE-1. Communication support is provided by volunteers so there is no additional expenditure.

4 Data on expenditure not available.

### B.3.7 LMP expenditure by intervention and by type of action, 2009: Ireland

Euro (millions)

eurostat		Category, intervention number and name	15.1 Total	15.2 Transfers to individuals	15.3 Transfers to employers	15.4 Transfers to service providers	15.5 Not specified	Notes
<b>1</b>		<b>Labour market services</b>	<b>317.4</b>	<b>0.3</b>	<b>-</b>	<b>317.1</b>	<b>-</b>	
1.1	9	Job facilitation service	2.3 e	-	-	2.3 e	-	1
	15	Job clubs	5.9	0.3	-	5.7	-	2,3
	22	Counselling/guidance	43.1	-	-	43.1	-	3
	36	Local employment services	19.0	-	-	19.0	-	3
	55	Technical Employment Support Grant	5.8	-	-	5.8	-	
1.2	57	[Component] FÁS - non-LMP programmes and other staff costs/overheads - Direct costs	118.4	-	-	118.4	-	3
	57	[Component] FÁS - non-LMP programmes and other staff costs/overheads - Staff costs	36.7	-	-	36.7	-	3
	58	FÁS - administration of LMP programmes	83.7	-	-	83.7	-	3
	59	Basic Education Workplace Scheme	2.4	-	-	2.4	-	
<b>2</b>		<b>Training</b>	<b>535.0</b>	<b>326.0</b>	<b>2.5</b>	<b>206.5</b>	<b>-</b>	
	51	Specialist Training Providers	55.6	24.1	-	31.5	-	
2.1	10	Back to education allowance (BTEA)	107.3	107.3	-	-	-	
	35	VTOS (Vocational training opportunities scheme)	77.4	44.7	-	32.7	-	3
	38	Bridging Foundation	16.6	11.9	-	4.7	-	3
	39	Specific Skills Training	64.5	43.7	-	20.7	-	3
	43	Return to Work	1.4	1.1	-	0.4	-	3
	62	Senior Traveller Training Centres (STTC)	26.6	6.7	-	20.0	-	3
	68	Online & blended learning	1.9	0.2	-	1.7	-	4
	69	Evening courses	4.2	-	-	4.2	-	4
2.2	45	Local Training Initiative	33.6	28.1	-	5.4	-	3
	65	Work Placement Programme	-	-	-	-	-	
2.3	34	Youthreach	66.1	17.9	-	48.2	-	
	40	Traineeship	28.5	21.5	-	7.0	-	3
	41	Foundation/Progression in Community Training Centres	48.6	18.7	-	29.9	-	3
	67	Short time work pilot training scheme	0.1	-	-	0.1	-	4
2.4	66	Redundant Apprentices Rotation Scheme	2.5	-	2.5	:	-	
<b>3</b>		<b>Job rotation and job sharing</b>	<b>-</b>	<b>-</b>	<b>-</b>	<b>-</b>	<b>-</b>	
<b>4</b>		<b>Employment incentives</b>	<b>77.9</b>	<b>77.9</b>	<b>-</b>	<b>-</b>	<b>-</b>	
4.1	4	Back to work allowance	76.4	76.4	-	-	-	5
	7	Part-time job incentive scheme	1.4	1.4	-	-	-	
<b>5</b>		<b>Supported employment and rehabilitation</b>	<b>18.8</b>	<b>-</b>	<b>10.3</b>	<b>8.5</b>	<b>-</b>	
5.1	52	Supported Employment Programme	8.5	-	-	8.5	-	
	60	Wage subsidy scheme	10.3	-	10.3	-	-	
<b>6</b>		<b>Direct job creation</b>	<b>410.7</b>	<b>374.5</b>	<b>-</b>	<b>36.2</b>	<b>-</b>	
	23	Community employment scheme	374.3	341.4	-	32.9	-	
	37	Job Initiative	36.4	33.1	-	3.3	-	3
<b>7</b>		<b>Start-up incentives</b>	<b>-</b>	<b>-</b>	<b>-</b>	<b>-</b>	<b>-</b>	
	3	Back to work enterprise allowance (BWEA)	-	-	-	-	-	5
<b>8</b>		<b>Out-of-work income maintenance and support</b>	<b>4 087.9</b>	<b>3 840.0</b>	<b>247.9</b>	<b>-</b>	<b>-</b>	
8.1	1	Unemployment benefit	1 725.8	1 725.8	-	-	-	6
	2	Unemployment assistance	2 004.6	2 004.6	-	-	-	
8.2	64	Systematic short-time	-	-	-	-	-	6
8.4	49	Redundancy Payments	335.9	88.0	247.9	-	-	
8.5	50	Insolvency payments	21.7	21.7	-	-	-	



### B.3.7 LMP expenditure by intervention and by type of action, 2009: Ireland

Euro (millions)

eurostat		Category, intervention number and name	15.1 Total	15.2 Transfers to individuals	15.3 Transfers to employers	15.4 Transfers to service providers	15.5 Not specified	Notes
<b>9</b>		<b>Early retirement</b>	<b>96.6</b>	<b>96.6</b>	-	-	-	
9.2	12	Pre-retirement allowance	96.6	96.6	-	-	-	
<b>1-9</b>		<b>Total LMP (categories 1-9)</b>	<b>5 544.2</b>	<b>4 715.2</b>	<b>260.7</b>	<b>568.3</b>	-	
<b>2-7</b>		<b>Total LMP measures (categories 2-7)</b>	<b>1 042.3</b>	<b>778.3</b>	<b>12.8</b>	<b>251.2</b>	-	
<b>8-9</b>		<b>Total LMP supports (categories 8-9)</b>	<b>4 184.5</b>	<b>3 936.6</b>	<b>247.9</b>	-	-	

Key : Not available; :n Not significant; - Not applicable or real zero or zero by default; 0 or 0.00 Less than half of the unit used; e Estimated value; p Provisional data; b Break in series

Source Eurostat (online data code: [lmp\\_expm\\_ie](#))

1 Data refer to 2008.

2 Covers both FÁS and LES funded Jobs Clubs.

3 Includes ESF contribution.

4 Some participants may continue to receive unemployment benefits: these are not reported here but under category 8.

5 Total expenditure on Back to Work Allowances (Employees and Enterprise) is shown under IE-4.

6 Expenditure for IE-64 (Systematic short-time) is included under IE-1 (Unemployment benefit).

### B.3.8 LMP expenditure by intervention and by type of action, 2009: Greece

Euro (millions)

eurostat		Category, intervention number and name	15.1 Total	15.2 Transfers to individuals	15.3 Transfers to employers	15.4 Transfers to service providers	15.5 Not specified	Notes
<b>1</b>		<b>Labour market services</b>	<b>23.9 e</b>	-	-	<b>23.9 e</b>	-	
1.1	31	Counselling - vocational guidance	2.8 e	-	-	2.8 e	-	1,2
	32	[Component] Individualised Approach services (OAED) - Individual case-management	18.2	-	-	18.2	-	2
1.2	32	[Component] Individualised Approach services (OAED) - Other services (costs related to the operation of public services excluding PES)	2.8	-	-	2.8	-	2
<b>2</b>		<b>Training</b>	<b>39.8 e</b>	<b>15.3 e</b>	-	<b>24.4</b>	-	
2.1	104	Greek language courses in Accredited Vocational Training Centres (KEK)	9.1	7.6	-	1.5	-	2
	138	Vocational training for unemployed disabled	1.0	0.5	-	0.5	-	
2.2	139	Defence systems training programme for the unemployed (PYRKAL)	0.3	0.3	-	-	-	
2.3	97	Training in construction in accredited vocational centres for the unemployed	29.4 e	7.0 e	-	22.4	-	2
<b>3</b>		<b>Job rotation and job sharing</b>	-	-	-	-	-	
<b>4</b>		<b>Employment incentives</b>	<b>241.0 e</b>	<b>115.2 e</b>	<b>125.8</b>	-	-	
4.1	73	Programme for the subsidized employment of special social groups - ESF	7.2	-	7.2	-	-	2
	123	Stage programme in Social Security Institutions	2.2 e	2.2 e	-	-	-	2
	126	Stage programme in Social Care Units	2.9 e	2.9 e	-	-	-	2
	142	New Jobs for the Unemployed	118.6	-	118.6	-	-	2,3
	143	Stage programme for work experience	98.4 e	98.4 e	-	-	-	2,4
	144	Stage programme in cultural heritage and modern culture	11.7	11.7	-	-	-	
<b>5</b>		<b>Supported employment and rehabilitation</b>	-	-	-	-	-	
<b>6</b>		<b>Direct job creation</b>	-	-	-	-	-	
<b>7</b>		<b>Start-up incentives</b>	<b>217.6 e</b>	<b>217.6 e</b>	-	-	-	
	141	Subsidy programme for New Freelance Young Professionals	60.0 e	60.0 e	-	-	-	
	146	Subsidy programme for New Freelance Professionals	157.6 e	157.6 e	-	-	-	2,5
<b>8</b>		<b>Out-of-work income maintenance and support</b>	<b>1 615.1</b>	<b>1 607.0</b>	-	<b>8.1</b>	-	
8.1	22	Unemployment benefit	1 467.5	1 467.5	-	-	-	
	27	National system of protection from unemployment - ESPA (benefit for young unemployed)	0.4	0.4	-	-	-	
	71	Assistance for long-term unemployed	3.4	3.4	-	-	-	
	137	Social security contributions for long-term unemployed near retirement	8.1	-	-	8.1	-	
	145	Special Seasonal Benefits and Special Allowances	134.1	134.1	-	-	-	6
8.2	135	Partial unemployment benefits	0.2	0.2	-	-	-	
8.5	134	Insolvency benefit	1.4	1.4	-	-	-	

### B.3.8 LMP expenditure by intervention and by type of action, 2009: Greece

Euro (millions)

eurostat Category, intervention number and name		15.1 Total	15.2 Transfers to individuals	15.3 Transfers to employers	15.4 Transfers to service providers	15.5 Not specified	Notes
<b>9</b>	<b>Early retirement</b>	<b>0.1</b>	<b>0.1</b>	-	-	-	
9.2	140 Early retirement of farmers	0.1	0.1	-	-	-	
<b>1-9</b>	<b>Total LMP (categories 1-9)</b>	<b>2 137.4 e</b>	<b>1 955.3 e</b>	<b>125.8</b>	<b>56.4</b>	-	
<b>2-7</b>	<b>Total LMP measures (categories 2-7)</b>	<b>498.3 e</b>	<b>348.1 e</b>	<b>125.8</b>	<b>24.4</b>	-	
<b>8-9</b>	<b>Total LMP supports (categories 8-9)</b>	<b>1 615.2</b>	<b>1 607.2</b>	-	<b>8.1</b>	-	

Key : Not available; :n Not significant; - Not applicable or real zero or zero by default; 0 or 0.00 Less than half of the unit used; e Estimated value; p Provisional data; b Break in series

Source Eurostat (online data code: [lmp\\_expme\\_gr](#))

- 1 Data refer to 2008.
- 2 Includes ESF contribution.
- 3 New intervention which replaces the old interventions EL-60, 66, 110, 111, 117 and 118.
- 4 New intervention which replaces the old interventions EL-119, 120, 122, 124, 125 and 127.
- 5 New intervention which replaces the old interventions EL-98 and 116.
- 6 New intervention which replaces the old interventions EL-23, 24, 28, 29 and 58.

### B.3.9 LMP expenditure by intervention and by type of action, 2009: Spain

Euro (millions)

eurostat		Category, intervention number and name	15.1 Total	15.2 Transfers to individuals	15.3 Transfers to employers	15.4 Transfers to service providers	15.5 Not specified	Notes
<b>1</b>		<b>Labour market services</b>	<b>1 401.6</b>	<b>-</b>	<b>25.1</b>	<b>1 376.5</b>	<b>-</b>	
1.1	28	Vocational guidance	145.7	-	-	145.7	-	
	48	Vocational guidance (measure ES-28 regions)	47.6	-	-	47.6	-	1
	60	Experimental programmes for vocational integration	41.7	-	-	41.7	-	
	61	Information services	14.2	-	-	14.2	-	
	67	Experimental programmes for vocational integration (measure ES-60 regions)	44.8	-	25.1	19.7	-	1
	68	Information services (measure ES-61 regions)	0.2	-	-	0.2	-	1
1.2	56	Administration of active measures	106.3	-	-	106.3	-	
	57	Administration of benefits	339.3	-	-	339.3	-	
	58	Other services/activities	608.3	-	-	608.3	-	
	65	Administration of active measures (measure ES-56 regions)	1.8	-	-	1.8	-	1
	69	Other services/activities (measure ES-58 regions)	51.7	-	-	51.7	-	1
<b>2</b>		<b>Training</b>	<b>1 850.4</b>	<b>54.0</b>	<b>237.8</b>	<b>1 558.6</b>	<b>-</b>	
2.1	8	Professional training for unemployed workers	876.1	44.5	-	831.7	-	2,3
	35	Professional training for unemployed workers (measure ES-8 regions)	163.1	9.6	20.5	133.0	-	1,2
2.2	10	Vocational training in sectors at risk of job losses	179.7	-	179.7	-	-	3
	14	Incentives for training contracts	24.2	-	24.2	-	-	
	62	Vocational training in sectors at risk of job losses (measure ES-10 regions)	12.8	-	5.2	7.6	-	1
	63	Incentives for training contracts (measure ES-14 regions)	2.9	-	1.5	1.4	-	1
2.3	9	Training at the workplace (employment and training - E.T, C.O and T.E.)	526.2	-	-	526.2	-	3
	49	Training at the workplace (employment and training - ET, CO and TE, measure ES-9 regions)	65.4	-	6.7	58.7	-	1
<b>3</b>		<b>Job rotation and job sharing</b>	<b>100.7</b>	<b>-</b>	<b>100.7</b>	<b>-</b>	<b>-</b>	
3.1	17	Job rotation: temporary work contracts	99.9	-	99.9	-	-	
	41	Job rotation: temporary work contracts (measure ES-17 regions)	0.8	-	0.8	-	-	1
<b>4</b>		<b>Employment incentives</b>	<b>2 748.0</b>	<b>-</b>	<b>2 748.0</b>	<b>-</b>	<b>-</b>	
4.1	11	Incentives for open ended employment contracts	1 491.1	-	1 491.1	-	-	3
	16	Incentives for temporary contracts	110.2	-	110.2	-	-	
	36	Incentives for open ended employment contracts (measure ES-11 regions)	136.7	-	136.7	-	-	1
	40	Incentives for temporary contracts (measure ES-16 regions)	20.0	-	20.0	-	-	1
4.2	59	Employment support	969.2	-	969.2	-	-	
	66	Employment support (measure ES-59 regions)	20.9	-	20.9	-	-	1
<b>5</b>		<b>Supported employment and rehabilitation</b>	<b>288.3</b>	<b>-</b>	<b>283.9</b>	<b>4.4</b>	<b>-</b>	
5.1	3	Support for employment in special employment centres and ordinary enterprises	268.9	-	268.9	-	-	
	34	Support for employment in special employment centres and ordinary enterprises (measure ES-3 regions)	19.4	-	15.0	4.4	-	1
<b>6</b>		<b>Direct job creation</b>	<b>847.6</b>	<b>0.2</b>	<b>847.4</b>	<b>-</b>	<b>-</b>	
	18	Direct job creation	692.4	-	692.4	-	-	4
	19	Promotion of agricultural employment in Andalucía, Extremadura and under-developed rural areas	-	-	-	-	-	4
	42	Direct job creation (measure ES-18 regions)	155.2	0.2	155.0	-	-	1,5
	52	Promotion of agricultural employment in under-developed rural areas (measure ES-19 regions)	-	-	-	-	-	5

### B.3.9 LMP expenditure by intervention and by type of action, 2009: Spain

Euro (millions)

eurostat		Category, intervention number and name	15.1 Total	15.2 Transfers to individuals	15.3 Transfers to employers	15.4 Transfers to service providers	15.5 Not specified	Notes
<b>7</b>		<b>Start-up incentives</b>	<b>1 041.4</b>	<b>1 023.1</b>	<b>-</b>	<b>18.3</b>	<b>-</b>	
	20	Capitalisation of unemployment benefits	661.6	661.6	-	-	-	
	21	Promotion of self-employment and local development	156.1	156.1	-	-	-	3,6
	22	Financial aid for the integration of returning emigrants	: n	: n	-	-	-	
	23	Promotion of employment in co-operatives (job creation and maintenance)	8.9 e	8.9 e	-	-	-	3,7
	24	Promotion of local employment initiatives	-	-	-	-	-	3,6
	25	Reduction of social contributions to promote self-employment and social enterprises	101.4	101.4	-	-	-	3
	43	Promotion of self-employment (measure ES-21 regions)	104.7	89.3	-	15.4	-	1
	44	Promotion of employment in co-operatives (job creation and maintenance) (measure ES-23 regions)	3.8	3.8	-	-	-	1
	45	Promotion of local employment initiatives (measure ES-24 regions)	-	-	-	-	-	6
	46	Reduction of social contributions to promote self-employment and social enterprises (measure ES-25 regions)	4.8	1.9	-	2.9	-	1
<b>8</b>		<b>Out-of-work income maintenance and support</b>	<b>30 784.4</b>	<b>30 784.4</b>	<b>-</b>	<b>-</b>	<b>-</b>	
8.1	5	Contributory unemployment benefit	23 809.7	23 809.7	-	-	-	8
	6	Unemployment assistance	4 483.8	4 483.8	-	-	-	
	7	Assistance for unemployed casual agricultural workers (Agrarian income)	815.4	815.4	-	-	-	
	32	Active jobseeker's back-to-work allowance	481.3	481.3	-	-	-	
8.2	4	Partial unemployment benefits (contributory)	570.0	570.0	-	-	-	
8.5	30	Bankruptcy compensation	624.1	624.1	-	-	-	
<b>9</b>		<b>Early retirement</b>	<b>424.6</b>	<b>423.4</b>	<b>1.2</b>	<b>-</b>	<b>-</b>	
9.1	26	Early retirement with substitution by another worker	2.8	2.8	-	-	-	
	27	Replacement contracts	318.3	318.3	-	-	-	
	47	Early retirement with substitution by another worker (measure ES-26 regions)	1.5	1.1	0.4	-	-	1
	53	Replacement contracts (measure ES-27 regions)	0.8	0.0	0.8	-	-	1
9.2	2	Early retirement allowance	101.2	101.2	-	-	-	
	33	Early retirement allowance (measure ES-2 regions)	: n	: n	-	-	-	9
<b>1-9</b>		<b>Total LMP (categories 1-9)</b>	<b>39 487.0</b>	<b>32 285.0</b>	<b>4 244.2</b>	<b>2 957.8</b>	<b>-</b>	
<b>2-7</b>		<b>Total LMP measures (categories 2-7)</b>	<b>6 876.4</b>	<b>1 077.3</b>	<b>4 217.9</b>	<b>1 581.3</b>	<b>-</b>	
<b>8-9</b>		<b>Total LMP supports (categories 8-9)</b>	<b>31 208.9</b>	<b>31 207.7</b>	<b>1.2</b>	<b>-</b>	<b>-</b>	

Key : Not available; :n Not significant; - Not applicable or real zero or zero by default; 0 or 0.00 Less than half of the unit used; e Estimated value; p Provisional data; b Break in series

Source Eurostat (online data code: [lmp\\_expme\\_es](#))

- 1 Data on the Autonomous Communities may be underestimated as data is not always available for all regions.
- 2 Some beneficiaries continue to receive unemployment benefits: the corresponding amount is reported in ES-5 (cat 8).
- 3 Includes ESF contribution.
- 4 ES-18 includes expenditure of ES-19.
- 5 ES-42 includes expenditure of ES-52.
- 6 ES-21 includes expenditure of ES-24 and ES-45.
- 7 Data refer to 2008.
- 8 Includes unemployment benefits received by participants in ES-8 and ES-35.
- 9 Data on the Autonomous Communities are not available but they are estimated to represent a small share of the total in each LMP category.

### B.3.10 LMP expenditure by intervention and by type of action, 2009: France

Euro (millions)

eurostat		Category, intervention number and name	15.1 Total	15.2 Transfers to individuals	15.3 Transfers to employers	15.4 Transfers to service providers	15.5 Not specified	Notes
<b>1</b>		<b>Labour market services</b>	<b>4 873.4</b>	<b>53.7</b>	<b>-</b>	<b>4 819.8</b>	<b>-</b>	
1.1	43	Managerial employment agency (APEC)	107.0 e	-	-	107.0 e	-	1
	44	Local centres, permanent reception, information and advisory services (ML-PAIO)	259.8	-	-	259.8	-	2
	45	Retraining units	22.2	0.6	-	21.7	-	
	53	Personalised services of ANPE	-	-	-	-	-	3
	54	Job search workshops (ANPE)	-	-	-	-	-	3
	55	Appraisal services of ANPE	-	-	-	-	-	3
	56	Support services of ANPE	-	-	-	-	-	3
	57	Guidance and monitoring services of AFPA	169.9	-	-	169.9	-	2
	74	Cap Emploi (AGEFIPH)	56.9	-	-	56.9	-	
	79	Individual guidance for young people (CIVIS)	72.0	53.1	-	18.9	-	
	84	[Component] Personal retraining agreement (CRP) - Individual retraining services	145.2	-	-	145.2	-	4
	86	Privately operated placement services for benefit recipients	0.4	-	-	0.4	-	5
	94	Assistance process (PPAE 2 / APP)	317.9	-	-	317.9	-	6
	95	Accompanied process (PPAE 3 / ACC)	431.4	-	-	431.4	-	
	96	Process for new company creators (PPAE-CE)	57.5	-	-	57.5	-	
	99	[Component] Transition-to-work contract (CTP) - Guidance services	10.4	-	-	10.4	-	7
	100	Autonomy contract	46.0	-	-	46.0	-	
	102	Pôle Emploi	3 055.4	-	-	3 055.4	-	8
1.2	87	Local employment centres	74.8	-	-	74.8	-	
	103	Unemployment insurance scheme (UNEDIC)	46.3	-	-	46.3	-	9
<b>2</b>		<b>Training</b>	<b>6 855.2 e</b>	<b>3 149.7</b>	<b>2 164.2 e</b>	<b>1 541.3</b>	<b>-</b>	
	18	Training allowance - public system	308.1	308.1	-	-	-	
	63	Back-to-work support - training allowance (AREF)	952.0	952.0	-	-	-	10
	64	Training support (PARE)	6.7	6.7	-	-	-	5
	84	[Component] Personal retraining agreement (CRP) - Special retraining allowance	1 133.0	1 133.0	-	-	-	4
	99	[Component] Transition-to-work contract (CTP) - Training allowances	56.0	56.0	-	-	-	7
	105	Training cost support (AFAF)	23.3	23.3	-	-	-	11
	106	Allowance for jobseekers in training (AFDEF)	39.4	39.4	-	-	-	
	107	Pôle Emploi training allowances (RFPE)	27.7	27.7	-	-	-	
2.1	10	Courses offered by the Association for Adult Vocational Training (AFPA)	92.4	52.0	-	40.4	-	12
	11	Courses for specific groups (IRILL)	16.5	-	-	16.5	-	2,13
	70	Training agreements (AFC)	282.5	-	-	282.5	-	
	85	Training courses organised by the regions	1 681.1	543.6	-	1 137.5	-	
	101	Voluntary contract for integration (CVI)	48.5	:	-	48.5	-	
	104	Key competences	14.1	-	-	14.1	-	2
2.2	20	FNE conventions on training and retraining	20.9	3.0	17.9	-	-	2,14
2.3	71	Training actions prior to recruitment (AFPR)	59.2	-	59.2	-	-	
	88	Actions prior to recruitment (APR)	8.3	4.1 e	4.1 e	-	-	5
	108	Training contracts (CAF)	2.4	0.6	-	1.8	-	
2.4	22	Exemptions and subsidies for recruitment of apprentices	2 082.9 e	-	2 082.9 e	-	-	
<b>3</b>		<b>Job rotation and job sharing</b>	<b>-</b>	<b>-</b>	<b>-</b>	<b>-</b>	<b>-</b>	

### B.3.10 LMP expenditure by intervention and by type of action, 2009: France

Euro (millions)

eurostat		Category, intervention number and name	15.1 Total	15.2 Transfers to individuals	15.3 Transfers to employers	15.4 Transfers to service providers	15.5 Not specified	Notes
<b>4</b>		<b>Employment incentives</b>	<b>1 823.2</b>	<b>194.6</b>	<b>1 231.1</b>	<b>397.5</b>	<b>-</b>	
4.1	26	Employment-initiative contract (CIE)	57.7	-	57.7	-	-	2,15
	32	Degressive temporary allowance	9.5	9.5	-	-	-	
	36	Economic integration enterprises	137.3	-	120.3	17.0	-	2
	37	Intermediary associations	158.7	-	147.3	11.3	-	2
	49	Aid granted by the Association for the vocational integration of the disabled (AGEFIPH)	636.0	68.3	223.0	344.8	-	
	61	Enterprises providing temporary work for integration purposes	24.4	-	-	24.4	-	
	65	Degressive support to employer (PARE)	43.3	-	43.3	-	-	5
	66	Mobility support (PARE)	40.6	40.6	-	-	-	
	67	Youth-in-business contract	108.8	-	108.8	-	-	5
	76	Professionalisation contract	219.6	0.7	218.9	-	-	
	80	Minimum-earned-income integration contract (CI-RMA)	72.2	-	72.2	-	-	5
	81	Employment-initiative contract (CIE-PCS)	239.7	-	239.7	-	-	4
	98	Financial support and back-to-work grants	75.5	75.5	-	-	-	
4.2	33	Retraining leave	0.1	0.0	-	0.0	-	2,5
<b>5</b>		<b>Supported employment and rehabilitation</b>	<b>1 427.6</b>	<b>-</b>	<b>1 427.6</b>	<b>-</b>	<b>-</b>	
5.1	91	Supported contracts for disabled (ESAT)	1 143.4	-	1 143.4	-	-	
	92	Adapted firms	284.2	-	284.2	-	-	
<b>6</b>		<b>Direct job creation</b>	<b>2 917.8</b>	<b>40.8</b>	<b>2 848.9</b>	<b>28.1</b>	<b>-</b>	
	46	Youth employment contract	24.9	-	24.9	-	-	5
	82	Contract for the future (CAV)	1 168.4	40.8	1 111.6	16.0	-	
	83	Employment assistance contract (CAE)	1 724.5	-	1 712.4	12.1	-	
<b>7</b>		<b>Start-up incentives</b>	<b>738.3 e</b>	<b>717.7</b>	<b>-</b>	<b>20.6</b>	<b>-</b>	
	38	Aid for the unemployed setting-up or rescuing a company (ACCRE)	736.6 e	716.0 e	-	20.6	-	16
	59	Support for new business development (EDEN)	1.8	1.8	-	0.0	-	5
<b>8</b>		<b>Out-of-work income maintenance and support</b>	<b>26 789.2</b>	<b>26 427.4</b>	<b>361.8</b>	<b>-</b>	<b>-</b>	
8.1	1	Back-to-work support allowance (Unemployment insurance system)	23 761.7	23 761.7	-	-	-	
	3	Specific solidarity allowance (Solidarity scheme)	1 832.1	1 832.1	-	-	-	16
	72	Pension equivalent allowance (Solidarity scheme)	703.0	703.0	-	-	-	
	89	Temporary delay allowance (ATA)	111.1	111.1	-	-	-	
	109	500 EUR grant	19.6	19.6	-	-	-	
8.2	4	Partial unemployment	361.8	-	361.8	-	-	17

### B.3.10 LMP expenditure by intervention and by type of action, 2009: France

Euro (millions)

eurostat		Category, intervention number and name	15.1 Total	15.2 Transfers to individuals	15.3 Transfers to employers	15.4 Transfers to service providers	15.5 Not specified	Notes
<b>9</b>	<b>Early retirement</b>		<b>296.0</b>	<b>296.0</b>	-	-	-	
9.1	8	Job-substitution allowance	0.5	0.5	-	-	-	5
	34	Phased early retirement	37.7	37.7	-	-	-	5
9.2	6	FNE special redundancy allowance	175.0	175.0	-	-	-	
	62	Early retirement for special groups of employees (CATS)	82.7	82.7	-	-	-	
<b>1-9</b>	<b>Total LMP (categories 1-9)</b>		<b>45 720.7</b>	<b>30 879.9</b>	<b>8 033.6 e</b>	<b>6 807.2</b>	-	
<b>2-7</b>	<b>Total LMP measures (categories 2-7)</b>		<b>13 762.1 e</b>	<b>4 102.8</b>	<b>7 671.8 e</b>	<b>1 987.5</b>	-	
<b>8-9</b>	<b>Total LMP supports (categories 8-9)</b>		<b>27 085.2</b>	<b>26 723.4</b>	<b>361.8</b>	-	-	

Key : Not available; :n Not significant; - Not applicable or real zero or zero by default; 0 or 0.00 Less than half of the unit used; e Estimated value; p Provisional data; b Break in series

Source Eurostat (online data code: [lmp\\_expme\\_fr](#))

1 Data refer to 2008.

2 Includes ESF contribution.

3 Expenditure is already counted under FR-94 to FR-96.

4 The strong increase between 2008 and 2009 is due to the fact that this intervention was used in the context of the Economic Recovery Plan.

5 Intervention coming to an end.

6 This intervention now regroups the Accelerated search process (old FR-93 - PPAE 1) and the Active search process (PPAE 2).

7 Expenditure increased significantly in 2009 as it was applied in more local areas (25 instead of 7) in the context of the Economic Recovery Plan.

8 Pôle Emploi was created in December 2008. It's the result of the merging of ANPE and UNEDIC.

9 Since the creation of Pôle Emploi, UNEDIC is no longer in charge of the management of the unemployment insurance.

10 Training allowances paid to participants in other training programmes (FR-64, FR-70, FR-71, as well as FR-10, FR-11 and FR-85).

11 New intervention implemented in 2009.

12 The decrease in expenditure is due to the decentralisation. Part of the expenditure is now included in FR-85.

13 Part of the programme (on illiteracy) is coming to an end and has been replaced since 2009 by the "Key competences" programme (FR-104).

14 The strong increase between 2008 and 2009 is due to the fact that this intervention was used (together with FR-4) in the context of the Economic Recovery Plan.

15 Intervention coming to an end (replaced by FR-81).

16 A small share (1.2%) of expenditure reported in FR-3 is in fact paid to unemployed people creating their own business (FR-38).

17 Expenditure increased significantly in 2009 as the intervention was used in the context of the Economic Recovery Plan. Data now also include the new APLD allowance (partial activity of long duration).



### B.3.11 LMP expenditure by intervention and by type of action, 2009: Italy

Euro (millions)

eurostat		Category, intervention number and name	15.1 Total	15.2 Transfers to individuals	15.3 Transfers to employers	15.4 Transfers to service providers	15.5 Not specified	Notes
<b>1</b>		<b>Labour market services</b>	<b>469.0 e</b>	-	-	<b>469.0 e</b>	-	
	121	PES - staff expenditure	374.0 e	-	-	374.0 e	-	
1.1	100	ESF Co-financed actions 2000-2006 - Counselling	49.7	-	-	49.7	-	1
	124	Information system for work and labour exchange (SIL)	1.1	-	-	1.1	-	
1.2	122	ESF 2000-2006 - actions aimed at improving the PES	44.2	-	-	44.2	-	1
<b>2</b>		<b>Training</b>	<b>2 418.0</b>	<b>21.2</b>	<b>2 133.6</b>	<b>263.2</b>	-	
	105	ESF Co-financed actions 2000-2006 - Training voucher	18.3	18.3	-	-	-	1
2.1	103	ESF Co-financed actions 2000-2006 - Training for reintegration into work	89.1	-	-	89.1	-	1
	104	ESF Co-financed actions 2000-2006 - Training post compulsory education and post diploma	97.9	-	-	97.9	-	1
	106	ESF Co-financed actions 2000-2006 - Integrated measures for reintegration into work	20.4	-	-	20.4	-	1
	118	Training interventions financed by the solidarity fund for the credit sector	50.8	-	-	50.8	-	
	119	Training interventions financed by the solidarity fund for the cooperative credit sector	1.8	-	-	1.8	-	
2.2	24	Training & work contracts	0.0	-	0.0	-	-	2
	93	Work-entry contract	92.1	-	92.1	-	-	
2.3	102	ESF Co-financed actions 2000-2006 - Institutional training for people involved in Training and work contracts	0.4	-	-	0.4	-	1
	111	ESF Co-financed actions 2000-2006 - vocational integration schemes	1.4	1.4	-	-	-	1
	112	ESF Co-financed actions 2000-2006 - stages	1.6	1.6	-	-	-	1
2.4	25	Apprenticeship	2 041.5	-	2 041.5	-	-	
	101	ESF Co-financed actions 2000-2006 - Institutional training for apprentices	2.7	-	-	2.7	-	1
<b>3</b>		<b>Job rotation and job sharing</b>	<b>38.4</b>	-	<b>38.4</b>	-	-	
3.1	91	Incentives to provide fixed-term jobs as replacement for workers on compulsory leave	37.9	-	37.9	-	-	
3.2	8	[Component] Solidarity contracts - Expansive solidarity contracts	0.4	-	0.4	-	-	3
	108	ESF Co-financed actions 2000-2006 - Incentives for enterprises to implement job rotation and job sharing	0.1	-	0.1	-	-	1

### B.3.11 LMP expenditure by intervention and by type of action, 2009: Italy

Euro (millions)

eurostat		Category, intervention number and name	15.1 Total	15.2 Transfers to individuals	15.3 Transfers to employers	15.4 Transfers to service providers	15.5 Not specified	Notes
<b>4</b>		<b>Employment incentives</b>	<b>2 241.4</b>	<b>8.6</b>	<b>2 232.8</b>	-	-	
4.1	3	[Component] Incentives for hiring those registered in mobility lists - Open ended contracts	232.2	-	232.2	-	-	
	3	[Component] Incentives for hiring those registered in mobility lists - Temporary contracts	236.7	-	236.7	-	-	
	10	Reintegration contracts	0.4	-	0.4	-	-	
	32	Reintegration of managers in SMEs	1.0	-	1.0	-	-	
	35	Incentives for taking on employees in CIGS	2.2	-	2.2	-	-	
	36	Incentives for taking on long-term unemployed	1 289.6	-	1 289.6	-	-	
	51	Total triennial relief	5.7	-	5.7	-	-	2
	53	Vocational integration schemes	4.9	4.9	-	-	-	2
	55	[Component] Subsidies for the reinsertion of ex-LSU - Labour cost subsidies	4.3	-	4.3	-	-	2,4
	59	Conversion of temporary apprenticeship contracts into permanent ones	315.8	-	315.8	-	-	
	60	Conversion of temporary training & work contracts into permanent ones	2.5	-	2.5	-	-	2
	67	Exemption from social contributions for disadvantaged workers in social co-operatives	66.3	-	66.3	-	-	
	90	Incentives for employment of disabled people	35.0	-	35.0	-	-	
	107	ESF Co-financed actions 2000-2006 - Incentives for hiring	33.6	-	33.6	-	-	1
	109	ESF Co-financed actions 2000-2006 - mobility allowance	0.2	0.2	-	-	-	1
	110	ESF Co-financed actions 2000-2006 - Job grants	3.0	3.0	-	-	-	1
	113	ESF Co-financed actions 2000-2006 - Other work experience	0.5	0.5	-	-	-	1
	120	Integration of prisoners into work	2.4	-	2.4	-	-	
4.2	49	Realignment contracts	5.2	-	5.2	-	-	2
<b>5</b>		<b>Supported employment and rehabilitation</b>	-	-	-	-	-	
<b>6</b>		<b>Direct job creation</b>	<b>90.8</b>	<b>90.8</b>	-	-	-	
	11	Socially useful work (LSU)	90.7	90.7	-	-	-	
	114	ESF Co-financed actions 2000-2006 - public utility works	0.1 p	0.1 p	-	-	-	1
<b>7</b>		<b>Start-up incentives</b>	<b>305.2</b>	<b>285.4</b>	-	<b>19.7</b>	-	
	19	Loans for one-person businesses	274.7	274.7	-	-	-	
	55	[Component] Subsidies for the reinsertion of ex-LSU - Self-employed	: n	: n	-	-	-	2,4
	115	ESF Co-financed actions 2000-2006 - training for the creation of new enterprises	1.2	-	-	1.2	-	1,2
	116	ESF Co-financed actions 2000-2006 - Incentives for self-employment	10.7	10.7	-	-	-	1
	117	ESF Co-financed actions 2000-2006 - Integrated steps for business creation	18.6	-	-	18.6	-	1

### B.3.11 LMP expenditure by intervention and by type of action, 2009: Italy

Euro (millions)

eurostat		Category, intervention number and name	15.1 Total	15.2 Transfers to individuals	15.3 Transfers to employers	15.4 Transfers to service providers	15.5 Not specified	Notes
<b>8</b>		<b>Out-of-work income maintenance and support</b>	<b>19 482.7</b>	<b>19 473.9</b>	<b>8.8</b>	<b>-</b>	<b>-</b>	
8.1	3a	Mobility allowance	1 949.4	1 949.4	-	-	-	
	71	Ordinary unemployment benefit (outside agriculture)	7 463.2	7 463.2	-	-	-	5,6
	72	Ordinary unemployment benefit with reduced requirements (outside agriculture)	2 263.6	2 263.6	-	-	-	6
	73	Ordinary unemployment benefit in the agricultural sector	643.0	643.0	-	-	-	6
	74	Special unemployment benefit in the agricultural sector (66%)	494.3	494.3	-	-	-	
	75	Special unemployment benefit in the agricultural sector (40%)	532.9	532.9	-	-	-	
	76	Unemployment benefit with reduced requirements in the agricultural sector	11.8	11.8	-	-	-	6
	77	Special unemployment benefit in the construction sector	156.2	156.2	-	-	-	6
	78	Ordinary unemployment benefit in the construction sector	-	-	-	-	-	5
	94	Special solidarity funds in credit industry: extraordinary cheques	686.0	686.0	-	-	-	
	96	Special solidarity funds in cooperative credit industry: extraordinary cheques	2.3	2.3	-	-	-	
	97	Special solidarity funds in insurance industry: extraordinary cheques	-	-	-	-	-	
	98	Special solidarity funds in Government sector: extraordinary cheques	4.4	4.4	-	-	-	
	125	Special solidarity funds: treasury tax collection employees - extraordinary cheques	53.3	53.3	-	-	-	
	126	Special solidarity funds: Poste Italiane spa - extraordinary cheques	55.4	55.4	-	-	-	
	127	Special solidarity funds: Air Sector employees	207.8	207.8	-	-	-	
8.2	8	[Component] Solidarity contracts - Defensive solidarity contracts	8.8	-	8.8	-	-	3
	80	Ordinary Wage Compensation Fund	2 979.8	2 979.8	-	-	-	6
	81	Extraordinary Wage Compensation Fund	1 970.5	1 970.5	-	-	-	
<b>9</b>		<b>Early retirement</b>	<b>1 566.7</b>	<b>1 566.7</b>	<b>-</b>	<b>-</b>	<b>-</b>	
9.2	16	Early retirement	1 566.7	1 566.7	-	-	-	6
<b>1-9</b>		<b>Total LMP (categories 1-9)</b>	<b>26 612.2</b>	<b>21 446.6</b>	<b>4 413.7</b>	<b>751.9 e</b>	<b>-</b>	
<b>2-7</b>		<b>Total LMP measures (categories 2-7)</b>	<b>5 093.8</b>	<b>406.0</b>	<b>4 404.9</b>	<b>282.9</b>	<b>-</b>	
<b>8-9</b>		<b>Total LMP supports (categories 8-9)</b>	<b>21 049.4</b>	<b>21 040.6</b>	<b>8.8</b>	<b>-</b>	<b>-</b>	

Key : Not available; :n Not significant; - Not applicable or real zero or zero by default; 0 or 0.00 Less than half of the unit used; e Estimated value; p Provisional data; b Break in series

Source Eurostat (online data code: [lmp\\_expme\\_it](#))

1 Includes ESF contribution.

2 Intervention coming to an end.

3 Periodic cash payments to individuals paid to participants in intervention IT-8 are counted under interventions IT-80 and IT-81.

4 Mixed measure in categories 4 and 7. The breakdown by component is not known so all expenditure and participants have been allocated to category 4, which is assumed to be the most important component.

5 Expenditure on ordinary unemployment benefits (IT-71) include those paid to persons working in the construction sector (IT-78).

6 Includes social contributions credited on behalf of beneficiaries.

### B.3.12 LMP expenditure by intervention and by type of action, 2009: Cyprus

Euro (millions)

eurostat		Category, intervention number and name	15.1 Total	15.2 Transfers to individuals	15.3 Transfers to employers	15.4 Transfers to service providers	15.5 Not specified	Notes
<b>1</b>		<b>Labour market services</b>	<b>6.0 e</b>	-	-	<b>6.0 e</b>	-	
1.1	9	[Component] Public employment services - Individualised Approach	- e	-	-	- e	-	1,2
1.2	9	[Component] Public employment services - Administration costs	5.5 e	-	-	5.5 e	-	1,2
	9	[Component] Public employment services - Project for the enhancement and modernisation of the PES	0.1	-	-	0.1	-	1,2
	9	[Component] Public employment services - Further modernisation of Public Employment Services	0.4	-	-	0.4	-	1,2
<b>2</b>		<b>Training</b>	<b>2.7</b>	<b>1.2</b>	<b>0.4</b>	<b>1.1</b>	-	
	4	Scheme for the job placement and training of tertiary education graduates	0.3	-	0.3	-	-	3
	6	Multi-company initial training - accelerated training programmes	1.1	0.7	0.1	0.4	-	4
2.1	10	[Component] Vocational training and labour market promotion for recipients of public assistance - Training programmes	-	-	-	-	-	5,6
	18	Vocational training for the disabled in courses independent from the Centre for the Vocational Rehabilitation of the Disabled	0.0	-	-	0.0	-	
	28	Emergency scheme for training the unemployed	1.2	0.6	-	0.7	-	
<b>3</b>		<b>Job rotation and job sharing</b>	-	-	-	-	-	
<b>4</b>		<b>Employment incentives</b>	<b>7.7</b>	<b>7.1</b>	<b>0.7</b>	-	-	
4.1	10	[Component] Vocational training and labour market promotion for recipients of public assistance - Employment subsidies	0.0	-	0.0	-	-	5,6
	12	Continued public assistance for recipients taking up employment	7.1	7.1	-	-	-	
	24	Promotion of flexible forms of employment	0.0	0.0	0.0	-	-	2,7
	27	Emergency employment support scheme with individualised training of unemployed persons in enterprises	-	-	-	-	-	8
4.2	29	Special prevention-action plan (via single company programmes)	0.6	-	0.6	-	-	9
<b>5</b>		<b>Supported employment and rehabilitation</b>	<b>0.9</b>	<b>0.1 e</b>	<b>0.2</b>	<b>0.6 e</b>	-	
5.1	13	Supported employment scheme	0.2	-	0.2	-	-	
5.2	15	Centre for the Vocational Rehabilitation of the Disabled	0.7	0.1 e	-	0.6 e	-	10
<b>6</b>		<b>Direct job creation</b>	-	-	-	-	-	
<b>7</b>		<b>Start-up incentives</b>	<b>0.0</b>	<b>0.0</b>	-	-	-	
	11	Subsidy for self-employment of older workers	-	-	-	-	-	11
	14	Self-employment scheme	0.0	0.0	-	-	-	
	17	Scheme for the establishment of small business units	0.0	0.0	-	-	-	

### B.3.12 LMP expenditure by intervention and by type of action, 2009: Cyprus

Euro (millions)

eurostat		Category, intervention number and name	15.1 Total	15.2 Transfers to individuals	15.3 Transfers to employers	15.4 Transfers to service providers	15.5 Not specified	Notes
<b>8</b>		<b>Out-of-work income maintenance and support</b>	<b>100.5 p</b>	<b>100.5 p</b>	-	-	-	
8.1	21	Unemployment benefit	80.4	80.4	-	-	-	
8.4	20	Redundancy payment	20.1 p	20.1 p	-	-	-	
<b>9</b>		<b>Early retirement</b>	-	-	-	-	-	
<b>1-9</b>		<b>Total LMP (categories 1-9)</b>	<b>117.8 p</b>	<b>108.9 p</b>	<b>1.2</b>	<b>7.7 e</b>	-	
<b>2-7</b>		<b>Total LMP measures (categories 2-7)</b>	<b>11.3</b>	<b>8.4</b>	<b>1.2</b>	<b>1.7 e</b>	-	
<b>8-9</b>		<b>Total LMP supports (categories 8-9)</b>	<b>100.5 p</b>	<b>100.5 p</b>	-	-	-	

Key : Not available; :n Not significant; - Not applicable or real zero or zero by default; 0 or 0.00 Less than half of the unit used; e Estimated value; p Provisional data; b Break in series

Source Eurostat (online data code: [lmp\\_expme\\_cy](#))

- 1 Costs of the Individualised Approach cannot be separately identified and are included in the administration costs.
- 2 Includes ESF contribution.
- 3 Expenditure is reported on a cash basis.
- 4 Expenditure reported as transfers to employers refers to payments made for participations before the revision and reapproval of the intervention (31/3/2009).
- 5 Excludes continued public assistance allowance paid to participants as a wage supplement, these amounts are included as part of CY-12. During 2009 no training programmes were implemented.
- 6 Includes ESF contribution.
- 7 Intervention coming to an end.
- 8 The intervention was first applied in October 2009 and amounts were paid in 2010.
- 9 Expenditure reported on a cash basis for completed training programmes.
- 10 Breakdown of total expenditure estimated based on 2008 data.
- 11 Intervention not applied in 2009.

### B.3.13 LMP expenditure by intervention and by type of action, 2009: Latvia

Euro (millions)

eurostat		Category, intervention number and name	15.1 Total	15.2 Transfers to individuals	15.3 Transfers to employers	15.4 Transfers to service providers	15.5 Not specified	Notes
<b>1</b>		<b>Labour market services</b>	<b>8.2</b>	-	-	<b>8.2</b>	-	
	17	Administrative expenditure of the State Employment Agency	7.2	-	-	7.2	-	1
1.1	1	Vocational counselling and career guidance	0.4	-	-	0.4	-	
	2	Competitiveness promoting measure	0.6	-	-	0.6	-	1
	44	[Component] Complex support measures -	0.0	-	-	0.0	-	1
<b>2</b>		<b>Training</b>	<b>27.5 e</b>	<b>6.8 e</b>	-	<b>20.7</b>	-	
2.1	3	Occupational training, re-training and raising of qualification of the unemployed	14.3 e	3.3 e	-	10.9	-	1,2
	4	Non-formal education	12.4 e	3.5 e	-	8.9	-	1,3
	45	Professional training for employees on work stoppage using the coupon-system	0.8	-	-	0.8	-	1,4
<b>3</b>		<b>Job rotation and job sharing</b>	-	-	-	-	-	
<b>4</b>		<b>Employment incentives</b>	<b>6.4</b>	<b>0.0</b>	<b>6.3</b>	<b>0.1</b>	-	
4.1	24	Skill development for secondary school or secondary occupational school students during their summer holidays	-	-	-	-	-	5
	37	Subsidised employment for unemployed	2.5	-	2.5	0.0	-	
	40	Work trial	-	-	-	-	-	5
	41	Measure for special target groups	0.8	-	0.7	0.1	-	1
	42	Training at the employer's workplace	0.6	-	0.6	-	-	1
	43	Mobility promotion for persons who are employed by merchants	0.0	0.0	-	-	-	
	44	[Component] Complex support measures -	2.5	-	2.5	-	-	1
<b>5</b>		<b>Supported employment and rehabilitation</b>	-	-	-	-	-	
<b>6</b>		<b>Direct job creation</b>	<b>16.2</b>	-	<b>16.2</b>	<b>0.0</b>	-	
	13	Paid temporary public works (PTPW)	5.0	-	5.0	-	-	
	46	Work practice in municipalities	11.2	-	11.2	0.0	-	1
<b>7</b>		<b>Start-up incentives</b>	<b>0.3</b>	<b>0.0</b>	-	<b>0.3</b>	-	
	39	Measures for starting a business or self-employment	0.3	0.0	-	0.3	-	
<b>8</b>		<b>Out-of-work income maintenance and support</b>	<b>190.3</b>	<b>190.3</b>	-	-	-	
8.1	15	[Component] Full unemployment benefit - All benefits	194.4	194.4	-	-	-	
8.5	16	Satisfaction of employees' claims from the employee claims guarantee fund	2.7	2.7	-	-	-	
8.A	15	[Component] Full unemployment benefit - Benefits paid to persons in training (interventions LV-3 and LV-4)	- 6.8 e	- 6.8 e	-	-	-	
<b>9</b>		<b>Early retirement</b>	-	-	-	-	-	
<b>1-9</b>		<b>Total LMP (categories 1-9)</b>	<b>248.9</b>	<b>197.1</b>	<b>22.6</b>	<b>29.2</b>	-	
<b>2-7</b>		<b>Total LMP measures (categories 2-7)</b>	<b>50.5 e</b>	<b>6.8 e</b>	<b>22.6</b>	<b>21.1</b>	-	
<b>8-9</b>		<b>Total LMP supports (categories 8-9)</b>	<b>190.3</b>	<b>190.3</b>	-	-	-	

Key : Not available; :n Not significant; - Not applicable or real zero or zero by default; 0 or 0.00 Less than half of the unit used; e Estimated value; p Provisional data; b Break in series

Source Eurostat (online data code: [lmp\\_expme\\_lv](#))

1 Includes ESF contribution.

2 Includes the estimated value of unemployment benefits that continue to be paid to some of the participants during training: 23% of total expenditure derived from benefits paid to 52% of participants).

3 Includes the estimated value of unemployment benefits that continue to be paid to some of the participants during training: 28% of total expenditure derived from benefits paid to 52% of participants).

4 The transfers to individual (periodic cash payments) are included under the transfers to services providers.

5 Intervention not applied in 2009.

### B.3.14 LMP expenditure by intervention and by type of action, 2009: Lithuania

Euro (millions)

eurostat		Category, intervention number and name	15.1 Total	15.2 Transfers to individuals	15.3 Transfers to employers	15.4 Transfers to service providers	15.5 Not specified	Notes
<b>1</b>		<b>Labour market services</b>	<b>26.6</b>	-	-	<b>26.6</b>	-	
1.1	7	Open information system: "Find information on your own", Vocational information centres, Youth job centres	1.1	-	-	1.1	-	
	8	Individual Employment Plans, assistance in finding jobs, employment mediation services	8.0	-	-	8.0	-	
	9	Group counselling (former "Job clubs" )	0.5	-	-	0.5	-	
	12	Vocational counselling services provided by the psychologists of the territorial labour market training and counselling offices	0.6	-	-	0.6	-	1
	17	EURES-Lithuania activity	0.1	-	-	0.1	-	
1.2	18	Administration of active labour market policy measures by Lithuanian Labour Exchange and territorial labour exchanges	7.9	-	-	7.9	-	1
	19	Administration of active labour market policy measures by Lithuanian Labour Market Training Authority and subordinated territorial services	0.4	-	-	0.4	-	1
	20	Administration of interventions in categories 8-9	0.7	-	-	0.7	-	
	24	Other services/activities provided by PES	7.3	-	-	7.3	-	1
<b>2</b>		<b>Training</b>	<b>22.2</b>	<b>10.7 e</b>	-	<b>11.5 e</b>	-	
2.3	1	Vocational training of the registered unemployed and employees facing redundancy	22.2	10.7 e	-	11.5 e	-	1
<b>3</b>		<b>Job rotation and job sharing</b>	<b>0.3</b>	-	<b>0.3</b>	-	-	
3.1	30	Job rotation	0.3	-	0.3	-	-	1
<b>4</b>		<b>Employment incentives</b>	<b>22.6</b>	<b>0.7</b>	<b>21.9 e</b>	-	-	
4.1	2	Support of social enterprises	6.1	-	6.1 e	-	-	1
	3	Local Employment Initiative projects	1.8	-	1.8	-	-	
	31	Promotion of work skills development	4.2	-	4.2	-	-	1
	32	Subsidised employment	8.4	-	8.4	-	-	1
	34	Subsidies for job creation	1.4	-	1.4	-	-	1
4.2	33	Support for self-employment	0.7	0.7	-	-	-	1
<b>5</b>		<b>Supported employment and rehabilitation</b>	<b>2.7</b>	<b>0.3 e</b>	-	<b>2.4 e</b>	-	
5.2	28	Vocational (occupational) rehabilitation	2.7	0.3 e	-	2.4 e	-	
<b>6</b>		<b>Direct job creation</b>	<b>5.1</b>	<b>0.1 e</b>	<b>5.0 e</b>	-	-	
	5	Public works	5.1	0.1 e	5.0 e	-	-	1
<b>7</b>		<b>Start-up incentives</b>	-	-	-	-	-	
<b>8</b>		<b>Out-of-work income maintenance and support</b>	<b>162.8</b>	<b>156.2</b>	-	<b>6.6</b>	-	
8.1	21	Unemployment social insurance benefit	156.2	156.2	-	-	-	
8.5	22	Compensation from the Guarantee Fund	6.6	:	-	6.6	-	
<b>9</b>		<b>Early retirement</b>	-	-	-	-	-	
<b>1-9</b>		<b>Total LMP (categories 1-9)</b>	<b>242.3</b>	<b>168.0</b>	<b>27.2 e</b>	<b>47.1 e</b>	-	
<b>2-7</b>		<b>Total LMP measures (categories 2-7)</b>	<b>52.9</b>	<b>11.8 e</b>	<b>27.2 e</b>	<b>13.9 e</b>	-	
<b>8-9</b>		<b>Total LMP supports (categories 8-9)</b>	<b>162.8</b>	<b>156.2</b>	-	<b>6.6</b>	-	

Key : Not available; :n Not significant; - Not applicable or real zero or zero by default; 0 or 0.00 Less than half of the unit used; e Estimated value; p Provisional data; b Break in series

Source Eurostat (online data code: [lmp\\_expme\\_lt](#))

1 Includes ESF contribution.

### B.3.15 LMP expenditure by intervention and by type of action, 2009: Luxembourg


Euro (millions)

eurostat		Category, intervention number and name	15.1 Total	15.2 Transfers to individuals	15.3 Transfers to employers	15.4 Transfers to service providers	15.5 Not specified	Notes
<b>1</b>		<b>Labour market services</b>	<b>17.9 e</b>	-	-	<b>17.9 e</b>	-	
1.1	35	[Component] Labour Market Services (ADEM) - Placement and orientation services	8.4 e	-	-	8.4 e	-	1
	35	[Component] Labour Market Services (ADEM) - Individual action plan	1.3 e	-	-	1.3 e	-	1
1.2	35	[Component] Labour Market Services (ADEM) - Administration of LMP measures	3.3 e	-	-	3.3 e	-	1
	35	[Component] Labour Market Services (ADEM) - Administration of LMP support	2.3 e	-	-	2.3 e	-	1
	35	[Component] Labour Market Services (ADEM) - Other services/activities	2.5 e	-	-	2.5 e	-	1
<b>2</b>		<b>Training</b>	<b>12.1</b>	<b>5.8</b>	<b>5.9</b>	<b>0.4</b>	-	
2.1	11	Employability and re-training courses	0.4	-	-	0.4	-	
	20	Vocational training and retraining measures for disabled workers	0.1	0.1	-	-	-	
2.2	39	Support contract for employment	2.7	-	2.7	-	-	
2.3	26	In-company traineeships for adults	5.7	5.7	-	-	-	
2.4	29	Apprenticeship for adults	3.2	-	3.2	-	-	
<b>3</b>		<b>Job rotation and job sharing</b>	-	-	-	-	-	
<b>4</b>		<b>Employment incentives</b>	<b>105.8</b>	<b>70.9</b>	<b>34.9 e</b>	-	-	
	3	Reemployment Bonus	33.7	33.7	-	-	-	
	21	Measures of professional (re)integration of disabled workers	20.0	-	20.0 e	-	-	
4.1	6	Aid for employing long-term and older unemployed	9.7	-	9.7	-	-	
	7	Mobility allowance	0.2	0.2	-	-	-	
	9	Income tax reduction for hiring unemployed people	1.5	-	1.5	-	-	1
	13	Subsidies for the creation of jobs of socio-economic value	-	-	-	-	-	2
	40	Job initiation contract	3.7	-	3.7	-	-	
4.2	31	Compensatory benefit	36.9	36.9	-	-	-	
<b>5</b>		<b>Supported employment and rehabilitation</b>	<b>3.7 e</b>	<b>2.0 e</b>	<b>1.7</b>	<b>0.1</b>	-	
5.1	22	Adaptation of the workplace for disabled workers	0.0	-	0.0	-	-	
	23	Reimbursement of extra leave for disabled workers	1.0	-	1.0	-	-	
	27	Job creation for disabled workers	2.0 e	2.0 e	-	-	-	
	33	Wage participation	0.7	-	0.7	-	-	
5.2	32	Redeployment measures	0.1	-	-	0.1	-	
<b>6</b>		<b>Direct job creation</b>	<b>20.1 e</b>	<b>18.2 e</b>	<b>1.8</b>	-	-	
	2	Extraordinary works of general interest	1.8	-	1.8	-	-	
	10	Socially useful works	0.0	0.0	-	-	-	
	28	Pool of assistants	2.8	2.8	-	-	-	
	34	Temporary Compensated Appointment	15.4 e	15.4 e	-	-	-	
<b>7</b>		<b>Start-up incentives</b>	<b>0.2</b>	<b>0.2</b>	-	-	-	
	14	Subsidies for the creation of businesses by the unemployed	0.2	0.2	-	-	-	
<b>8</b>		<b>Out-of-work income maintenance and support</b>	<b>267.6</b>	<b>192.7 e</b>	<b>74.9</b>	-	-	
8.1	5	Unemployment benefits	181.8	181.8 e	-	-	-	3
8.2	1	Partial unemployment benefit	61.5	-	61.5	-	-	
	4	Compensation for unemployment due to technical reasons or bad weather	13.4	-	13.4	-	-	
8.5	8	Debt guarantee in case of employer closing down	10.9	10.9	-	-	-	



### B.3.15 LMP expenditure by intervention and by type of action, 2009: Luxembourg

*Euro (millions)*

 Category, intervention number and name		15.1 Total	15.2 Transfers to individuals	15.3 Transfers to employers	15.4 Transfers to service providers	15.5 Not specified	Notes
<b>9</b>	<b>Early retirement</b>	<b>63.6</b>	<b>63.6</b>	-	-	-	
9.1	19 Early retirement	63.6	63.6	-	-	-	
<b>1-9</b>	<b>Total LMP (categories 1-9)</b>	<b>490.9</b>	<b>353.3 e</b>	<b>119.2 e</b>	<b>18.4 e</b>	-	
<b>2-7</b>	<b>Total LMP measures (categories 2-7)</b>	<b>141.9 e</b>	<b>97.1 e</b>	<b>44.3 e</b>	<b>0.5</b>	-	
<b>8-9</b>	<b>Total LMP supports (categories 8-9)</b>	<b>331.1</b>	<b>256.3 e</b>	<b>74.9</b>	-	-	

Key : Not available; :n Not significant; - Not applicable or real zero or zero by default; 0 or 0.00 Less than half of the unit used; e Estimated value; p Provisional data; b Break in series

Source Eurostat (online data code: [lmp\\_expme\\_lu](#))

1 Data refers to 2008.

2 Intervention not applied in 2009.

3 Includes social contributions paid on behalf of the beneficiaries.

### B.3.16 LMP expenditure by intervention and by type of action, 2009: Hungary

Euro (millions)

eurostat		Category, intervention number and name	15.1 Total	15.2 Transfers to individuals	15.3 Transfers to employers	15.4 Transfers to service providers	15.5 Not specified	Notes
<b>1</b>		<b>Labour market services</b>	<b>81.4</b>	-	<b>81.4</b>	-	-	
	1	Labour Market Service	81.4	-	81.4	-	-	1
1.1	40	Jobseeking Agreement	-	-	-	:	-	1
<b>2</b>		<b>Training</b>	<b>45.3</b>	<b>44.7</b>	<b>0.6</b>	-	-	
2.1	3	Training for unemployed	44.7	44.7	-	-	-	2
	4	Training for employed persons	0.6	-	0.6	-	-	
<b>3</b>		<b>Job rotation and job sharing</b>	-	-	-	-	-	
<b>4</b>		<b>Employment incentives</b>	<b>64.6</b>	-	<b>64.6</b>	-	-	
	34	Start plus	8.3	-	8.3	-	-	3
4.1	5	Creation of new jobs and maintenance of existing jobs	4.4	-	4.4	-	-	
	6	Part-time employment	0.0	-	0.0	-	-	
	10	Support for the employment of disabled workers	5.0	-	5.0	-	-	
	11	Creation of new jobs (temporary contracts)	15.8	-	15.8	-	-	4
	13	Work experience for persons entering the labour market	-	-	-	-	-	5
	14	Assumption of employment-related contributions	-	-	-	-	-	4,6
	22	Transportation of persons in group	0.1	-	0.1	-	-	
	23	Support for long-distance travel costs	0.1	-	0.1	-	-	
	32	Telework	1.7	-	1.7	-	-	
	33	Wage-costs support	4.4	-	4.4	-	-	
	35	Start extra	6.1	-	6.1	-	-	3
4.2	8	Maintenance of existing job	5.0	-	5.0	-	-	7
	36	Maintenance of existing job, decfa	-	-	-	-	-	8
	37	Maintenance of existing job, OFA	13.5	-	13.5	-	-	
<b>5</b>		<b>Supported employment and rehabilitation</b>	-	-	-	-	-	
<b>6</b>		<b>Direct job creation</b>	<b>217.5</b>	<b>204.0</b>	<b>13.5</b>	-	-	
	12	Support for community service work	13.5	-	13.5	-	-	
	38	Public purpose employment	183.0	183.0	-	-	-	
	39	Employment in public work(s)	21.0	21.0	-	-	-	
<b>7</b>		<b>Start-up incentives</b>	<b>5.6</b>	<b>5.6</b>	-	-	-	
	16	Assistance for unemployed persons to become entrepreneurs	-	-	-	-	-	9
	17	Assistance for self-employment	5.6	5.6	-	-	-	6,9
<b>8</b>		<b>Out-of-work income maintenance and support</b>	<b>493.8</b>	<b>493.8</b>	-	-	-	
8.1	29	Job-seeker and entrepreneurial benefits	417.9	417.9	-	-	-	
	31	Job-seekers' Allowance	75.8	75.8	-	-	-	
<b>9</b>		<b>Early retirement</b>	-	-	-	-	-	
<b>1-9</b>		<b>Total LMP (categories 1-9)</b>	<b>908.2</b>	<b>748.2</b>	<b>160.1</b>	-	-	
<b>2-7</b>		<b>Total LMP measures (categories 2-7)</b>	<b>333.0</b>	<b>254.4</b>	<b>78.6</b>	-	-	
<b>8-9</b>		<b>Total LMP supports (categories 8-9)</b>	<b>493.8</b>	<b>493.8</b>	-	-	-	

Key : Not available; :n Not significant; - Not applicable or real zero or zero by default; 0 or 0.00 Less than half of the unit used; e Estimated value; p Provisional data; b Break in series

Source Eurostat (online data code: [lmp\\_expme\\_hu](http://lmp_expme_hu))

- 1 Expenditure of HU-40 is included in HU-1.
- 2 Some participants continue to receive unemployment benefits, which are included in category 8.
- 3 Includes ESF contribution.
- 4 HU-11 includes expenditure of HU-14.
- 5 Intervention not applied in 2009.
- 6 Intervention coming to an end.
- 7 HU-8 includes expenditure of HU-36.
- 8 HU-8 includes expenditure of HU-36.
- 9 HU-17 includes expenditure of HU-16.

### B.3.17 LMP expenditure by intervention and by type of action, 2009: Malta

Euro (millions)

eurostat		Category, intervention number and name	15.1 Total	15.2 Transfers to individuals	15.3 Transfers to employers	15.4 Transfers to service providers	15.5 Not specified	Notes
<b>1</b>		<b>Labour market services</b>	<b>6.0</b>	-	-	<b>6.0</b>	-	
1.2	23	Apprenticeship schemes (ESTS or TAS)	-	-	-	-	-	1
1Mixed	24	General PES	6.0	-	-	6.0	-	1
<b>2</b>		<b>Training</b>	<b>0.4</b>	<b>0.0</b>	<b>0.0</b>	<b>0.4</b>	-	
2.1	17	Training courses provided by ETC	0.4	-	-	0.4	-	
	19	Training provided by specialised organisations	-	-	-	-	-	2
	33	[Component] Increasing female participation through childcare services at the workplace - Training	-	-	-	-	-	2,3
	34	Basic employment training	-	-	-	-	-	2,3
2.2	8	Bridging the Gap (BTG)	0.0	0.0	: n	-	-	
2.3	9	Traineeship scheme	0.0	-	0.0	-	-	3
	35	Lone mothers initiative	-	-	-	-	-	2,3
<b>3</b>		<b>Job rotation and job sharing</b>	-	-	-	-	-	
<b>4</b>		<b>Employment incentives</b>	<b>1.1</b>	<b>0.3</b>	<b>0.8</b>	-	-	
4.1	1	Job Experience Scheme (JES)	0.2	0.2	-	-	-	3
	2	Work Start Scheme (WSS)	: n	: n	-	-	-	
	10	Supported Employment Scheme (SES)	-	-	-	-	-	2,3
	36	Women returnees	-	-	-	-	-	2,3
	38	Private sector placement scheme	0.0 e	0.0 e	-	-	-	
	39	Gozo employment aid programme	0.8	-	0.8	-	-	
	41	Employment aid scheme	-	-	-	-	-	3
	43	Work trial scheme	0.1	0.1	-	-	-	
4.2	33	[Component] Increasing female participation through childcare services at the workplace - Employment incentives	-	-	-	-	-	2,3
<b>5</b>		<b>Supported employment and rehabilitation</b>	-	-	-	-	-	
<b>6</b>		<b>Direct job creation</b>	<b>0.1 e</b>	<b>0.1 e</b>	-	-	-	
	3	Active Youth Scheme (AYS)	0.0 e	0.0 e	-	-	-	3
	42	Community work scheme	0.1	0.1	-	-	-	
<b>7</b>		<b>Start-up incentives</b>	<b>0.1</b>	<b>0.1</b>	-	-	-	
	27	Start up incentive scheme (INT)	0.1	0.1	-	-	-	
<b>8</b>		<b>Out-of-work income maintenance and support</b>	<b>21.9</b>	<b>21.9</b>	-	-	-	
8.1	28	Unemployment benefit	3.6	3.6	-	-	-	
	29	Unemployment assistance	18.3	18.3	-	-	-	
<b>9</b>		<b>Early retirement</b>	-	-	-	-	-	
<b>1-9</b>		<b>Total LMP (categories 1-9)</b>	<b>29.6</b>	<b>22.4</b>	<b>0.8</b>	<b>6.4</b>	-	
<b>2-7</b>		<b>Total LMP measures (categories 2-7)</b>	<b>1.7</b>	<b>0.5</b>	<b>0.8</b>	<b>0.4</b>	-	
<b>8-9</b>		<b>Total LMP supports (categories 8-9)</b>	<b>21.9</b>	<b>21.9</b>	-	-	-	

Key : Not available; :n Not significant; - Not applicable or real zero or zero by default; 0 or 0.00 Less than half of the unit used; e Estimated value; p Provisional data; b Break in series

Source Eurostat (online data code: [lmp\\_expme\\_mt](#))

- 1 Expenditure for MT-24, which covers the costs of the Employment and Training Corporation (ETC), includes expenditure on apprenticeship schemes reported in MT-23.
- 2 Intervention not applied in 2009.
- 3 Includes ESF contribution.

### B.3.18 LMP expenditure by intervention and by type of action, 2009: Netherlands

Euro (millions)

eurostat		Category, intervention number and name	15.1 Total	15.2 Transfers to individuals	15.3 Transfers to employers	15.4 Transfers to service providers	15.5 Not specified	Notes
<b>1</b>		<b>Labour market services</b>	<b>2 209.6 e</b>	-	-	<b>2 209.6 e</b>	-	
1.1	39	CWI - Centres for Work and Income	331.9	-	-	331.9	-	
	52	[Component] Reintegration budget UWV regarding WW- recipients - Individual case-management	292.7 e	-	-	292.7 e	-	
	54	[Component] Minority-targeted LMP (Stimulation labour participation) - Individual case-management	36.3 e	-	-	36.3 e	-	1
	64	[Component] Flexible reintegration budget municipalities - Individual case-management	750.1 e	-	-	750.1 e	-	
1.2	46	[Component] Administration of passive interventions (cat. 8-9) - WW	515.8	-	-	515.8	-	
	46	[Component] Administration of passive interventions (cat. 8-9) - Abw/loaw/loaz	261.3 e	-	-	261.3 e	-	
	46	[Component] Administration of passive interventions (cat. 8-9) - TW	-	-	-	-	-	
	47	Enforcement of WWB, IOAW, IOAZ and TW	7.9	-	-	7.9	-	
	48	IT support (Suwinet, BKWI)	13.6	-	-	13.6	-	
<b>2</b>		<b>Training</b>	<b>721.8 e</b>	<b>224.9 e</b>	<b>345.0 e</b>	<b>151.9 e</b>	-	
2.1	33	[Component] Abw/WWB - National assistance benefit - Benefits paid to participants in cat. 2 Training	170.0 e	170.0 e	-	-	-	
	64	[Component] Flexible reintegration budget municipalities - Training	83.3 e	-	-	83.3 e	-	
2.3	31	[Component] WW - Unemployment insurance - Benefits paid to participants in cat. 2 Training	54.9 e	54.9 e	-	-	-	
	52	[Component] Reintegration budget UWV regarding WW- recipients - Training	32.3 e	-	-	32.3 e	-	
	54	[Component] Minority-targeted LMP (Stimulation labour participation) - Training	36.3 e	-	-	36.3 e	-	1
2.4	1	[Component] WVA - Act on reduction of employers tax and social security contributions - VO (apprentices)	345.0	-	345.0 e	-	-	
<b>3</b>		<b>Job rotation and job sharing</b>	-	-	-	-	-	
<b>4</b>		<b>Employment incentives</b>	<b>925.2 e</b>	-	<b>0.3</b>	<b>924.9 e</b>	-	
4.1	1	[Component] WVA - Act on reduction of employers tax and social security contributions - VLW (LTU)	-	-	-	-	-	
	60	Temporary measure for transforming ID-jobs into regular jobs	0.3	-	0.3	-	-	2
	64	[Component] Flexible reintegration budget municipalities - Wage cost subsidy	924.9 e	-	-	924.9 e	-	
<b>5</b>		<b>Supported employment and rehabilitation</b>	<b>2 848.2</b>	-	-	<b>2 848.2</b>	-	
	59	Act on the (re)integration in employment of the occupationally disabled (REA)	345.4	-	-	345.4	-	
5.1	6	WSW - Sheltered employment act	2 502.8	-	-	2 502.8	-	
<b>6</b>		<b>Direct job creation</b>	-	-	-	-	-	
<b>7</b>		<b>Start-up incentives</b>	-	-	-	-	-	

### B.3.18 LMP expenditure by intervention and by type of action, 2009: Netherlands

Euro (millions)

eurostat		Category, intervention number and name	15.1 Total	15.2 Transfers to individuals	15.3 Transfers to employers	15.4 Transfers to service providers	15.5 Not specified	Notes
<b>8</b>		<b>Out-of-work income maintenance and support</b>	<b>9 699.8 e</b>	<b>9 699.8 e</b>	-	-	-	
8.1	31	[Component] WW - Unemployment insurance - Regular benefits	3 898.1 e	3 898.1 e	-	-	-	
	31	[Component] WW - Unemployment insurance - Benefits paid to participants in cat. 1.1.2 Individual case-management	421.0 e	421.0 e	-	-	-	
	32	TW - Supplementary benefits	100.0 e	100.0 e	-	-	-	3
	33	[Component] Abw/WWB - National assistance benefit - Regular benefits	2 284.0 e	2 284.0 e	-	-	-	
	33	[Component] Abw/WWB - National assistance benefit - Benefits paid to participants in cat. 1.1.2 Individual case-management	1 530.0 e	1 530.0 e	-	-	-	
	34	IOAW - Income provisions for older or partially disabled, formerly unemployed persons	133.0	133.0	-	-	-	
	35	IOAZ - Income provisions for older or partially disabled, formerly self-employed persons	30.7	30.7	-	-	-	
	61	Unemployment benefits former civil servants (WRO)	1 303.0	1 303.0	-	-	-	
<b>9</b>		<b>Early retirement</b>	-	-	-	-	-	
<b>1-9</b>		<b>Total LMP (categories 1-9)</b>	<b>16 404.7 e</b>	<b>9 924.7 e</b>	<b>345.3 e</b>	<b>6 134.7 e</b>	-	
<b>2-7</b>		<b>Total LMP measures (categories 2-7)</b>	<b>4 495.3 e</b>	<b>224.9 e</b>	<b>345.3 e</b>	<b>3 925.0 e</b>	-	
<b>8-9</b>		<b>Total LMP supports (categories 8-9)</b>	<b>9 699.8 e</b>	<b>9 699.8 e</b>	-	-	-	

Key : Not available; :n Not significant; - Not applicable or real zero or zero by default; 0 or 0.00 Less than half of the unit used; e Estimated value; p Provisional data; b Break in series

Source Eurostat (online data code: [lmp\\_expme\\_nl](#))

1 From 2009 expenditure also includes the 'Actionplan Youth-unemployment' budget.

2 Intervention coming to an end.

3 Expenditure restricted to unemployed people already receiving unemployment benefits (NL-31 WW).

### B.3.19 LMP expenditure by intervention and by type of action, 2009: Austria

Euro (millions)

eurostat		Category, intervention number and name	15.1 Total	15.2 Transfers to individuals	15.3 Transfers to employers	15.4 Transfers to service providers	15.5 Not specified	Notes
<b>1</b>		<b>Labour market services</b>	<b>508.8</b>	<b>0.7</b>	<b>-</b>	<b>508.1</b>	<b>-</b>	
1.1	16	Counselling for jobseekers and enterprises	58.6	-	-	58.6	-	1
	28	Interview allowance	0.7	0.7	-	-	-	
	34	Work adjustment backup system and job assistance for the disabled	45.6	-	-	45.6	-	1
	54	[Component] Counselling and support of employment seekers & services for employers (PES) - Individual case-management	: n	-	-	: n	-	2
	54	[Component] Counselling and support of employment seekers & services for employers (PES) - Information services	153.6	-	-	153.6	-	2
1.2	55	Administration of unemployment insurance services	72.0	-	-	72.0	-	
	56	Administration of foreign labour legislation	14.4	-	-	14.4	-	
	57	General overhead services of the PES (staff costs)	28.5	-	-	28.5	-	
	59	Administration costs of the Territorial Employment Pacts (TEP)	2.9	-	-	2.9	-	1,3
	62	Non-staff costs of PES administration	132.6	-	-	132.6	-	
<b>2</b>		<b>Training</b>	<b>1 416.8</b>	<b>743.8</b>	<b>84.6</b>	<b>553.8</b>	<b>34.7</b>	
	18	[Component] Employment foundations - Training and guidance	113.8 e	109.6	-	4.2 e	-	4,5
2.1	7	Promotion of occupational mobility - course cost and course related cost	77.4	77.4	-	-	-	
	8	Promotion of occupational mobility - living allowance	482.0	482.0	-	-	-	5
	12	Support for training in institutions	450.2	-	-	450.2	-	1
	25	[Component] Further training allowance - Institutional training	74.7	74.7	-	-	-	5,6
2.2	13	Support for training in enterprises - support persons in enterprises for training measures (support of qualification for employees)	24.0	-	24.0	-	-	1
	35	Vocational training for the disabled	34.7	: n	: n	-	34.7	1
2.4	11	Promotion of apprenticeship training and vocational training	60.6	-	60.6	-	-	1
	32	Supra-company apprentice training	99.4	: n	-	99.4	-	
<b>3</b>		<b>Job rotation and job sharing</b>	<b>0.9</b>	<b>: n</b>	<b>0.9</b>	<b>-</b>	<b>-</b>	
3.1	25	[Component] Further training allowance - Job rotation	: n	: n	-	-	-	5,6
3.2	26	Solidarity premium model (SOL)	0.8	-	0.8	-	-	
	63	Promoted job sharing during part-time parental leave	0.1	-	0.1	-	-	
<b>4</b>		<b>Employment incentives</b>	<b>146.7</b>	<b>7.1</b>	<b>139.6</b>	<b>: n</b>	<b>-</b>	
4.1	5	Promotion of regional mobility and entry into employment - travel allowance	3.0	3.0	-	-	-	
	6	Promotion of regional mobility and entry into employment - childcare allowance	4.1	4.1	-	-	-	
	15	Integration subsidy (EB)	82.8	-	82.8	-	-	
4.2	19	Promotion of investment and restructuring	36.8	-	36.8	: n	-	
	30	Bonus/malus system within the scope of unemployment insurance	20.1	-	20.1	-	-	
<b>5</b>		<b>Supported employment and rehabilitation</b>	<b>113.8</b>	<b>: n</b>	<b>28.4</b>	<b>-</b>	<b>85.4</b>	
5.1	37	Support for employment of the disabled through the BSBs	85.4	: n	: n	-	85.4	1
	44	Integration enterprises (BSB)	28.4	-	28.4	-	-	
<b>6</b>		<b>Direct job creation</b>	<b>138.6</b>	<b>-</b>	<b>138.6</b>	<b>-</b>	<b>-</b>	
	14	Socio-economic enterprises (SÖB) and non-profit employment projects (GBP)	136.3	-	136.3	-	-	1
	27	Childcare institutions	2.4	-	2.4	-	-	

### B.3.19 LMP expenditure by intervention and by type of action, 2009: Austria

Euro (millions)

eurostat		Category, intervention number and name	15.1 Total	15.2 Transfers to individuals	15.3 Transfers to employers	15.4 Transfers to service providers	15.5 Not specified	Notes
<b>7</b>		<b>Start-up incentives</b>	<b>16.9</b>	<b>16.9</b>	-	: n	-	
	17	Business start-up programme (UGP+GB)	16.9	16.9	-	-	-	
	18	[Component] Employment foundations - Support for business start-ups	: n	: n	-	: n	-	4,5
<b>8</b>		<b>Out-of-work income maintenance and support</b>	<b>3 593.9</b>	<b>3 447.7</b>	<b>146.3</b>	-	-	
8.1	1	Unemployment benefit	2 040.9	2 040.9	-	-	-	5
	2	Unemployment assistance	1 024.5	1 024.5	-	-	-	5
8.2	20	Short-time working allowance	113.5	-	113.5	-	-	
	21	Bad weather compensation (Builders' Holiday and Severance Payments Fund)	32.8	-	32.8	-	-	
8.5	33	Insolvency-bankruptcy compensation (IAG)	382.3	382.3	-	-	-	5
<b>9</b>		<b>Early retirement</b>	<b>506.2</b>	<b>216.6</b>	<b>289.7</b>	-	-	
9.2	3	Transfer benefits to facilitate transition into retirement - Special support (SUG)	35.8	35.8	-	-	-	5
	4	Pension advances	66.8	66.8	-	-	-	5
	49	Part-time pay/support for older workers	289.7	-	289.7	-	-	
	64	Transition benefit	114.0	114.0	-	-	-	5
<b>1-9</b>		<b>Total LMP (categories 1-9)</b>	<b>6 442.7</b>	<b>4 432.7</b>	<b>828.0</b>	<b>1 061.9</b>	<b>120.0</b>	
<b>2-7</b>		<b>Total LMP measures (categories 2-7)</b>	<b>1 833.7</b>	<b>767.7</b>	<b>392.1</b>	<b>553.8</b>	<b>120.0</b>	
<b>8-9</b>		<b>Total LMP supports (categories 8-9)</b>	<b>4 100.2</b>	<b>3 664.2</b>	<b>435.9</b>	-	-	

Key : Not available; :n Not significant; - Not applicable or real zero or zero by default; 0 or 0.00 Less than half of the unit used; e Estimated value; p Provisional data; b Break in series

Source Eurostat (online data code: [lmp\\_expme\\_at](#))

1 Includes ESF contribution.

2 All expenditure is allocated to information services (cat. 1.1.1).

3 Including ESF-financing.

4 Mixed measure (categories 2 and 7) - all expenditure is allocated to training, which is the most important component.

5 Includes social contributions credited on behalf of beneficiaries.

6 Mixed measure (categories 2 and 3) - all expenditure is allocated to training, which is the most important component.

### B.3.20 LMP expenditure by intervention and by type of action, 2009: Poland

Euro (millions)

eurostat		Category, intervention number and name	15.1 Total	15.2 Transfers to individuals	15.3 Transfers to employers	15.4 Transfers to service providers	15.5 Not specified	Notes
<b>1</b>		<b>Labour market services</b>	<b>305.4 e</b>	<b>13.6</b>	<b>-</b>	<b>291.8 e</b>	<b>-</b>	
	40	Services provided by local PES	283.7 e	-	-	283.7 e	-	1
1.1	22	Job clubs - Training in job-search skills	1.1 e	-	-	1.1 e	-	
	23	Job clubs - Activation tutorials	5.5 e	-	-	5.5 e	-	
	24	Vocational counselling (guidance)	1.3 e	-	-	1.3 e	-	2
	25	Financing of travel costs	13.6	13.6	-	-	-	2,3
	26	Financing of accommodation costs	-	-	-	-	-	3
	50	Financing of examination costs	0.2	-	-	0.2	-	
	52	Individual Action Plan	-	-	-	:	-	1
<b>2</b>		<b>Training</b>	<b>2 081.5</b>	<b>56.5</b>	<b>1 960.9</b>	<b>64.1</b>	<b>-</b>	
2.1	3	Vocational training organized by Local (powiat) Labour Office	0.9	-	-	0.9	-	4
	4	Vocational training organised by employers	0.0	-	0.0	-	-	4
	21	Training	87.1	25.8	-	61.3	-	2
	30	Scholarship for continuing school education	0.8	0.8	-	-	-	2
	42	The expenses return on labour market's instruments and services dedicated to unemployed and job-seeking disabled.	1 960.9	-	1 960.9	-	-	
	44	Financing of postgraduate studies	2.1	0.2	-	1.9	-	
	54	Refund of costs of training for workers and employers co-financed by employers	: n	-	: n	-	-	5
2.2	17	Vocational training in the workplace	-	-	-	-	-	2,6
	29	Refund of costs of specialist training for workers threatened by lay-offs for reasons relating to place of work	-	-	-	-	-	5
	51	Apprenticeship for adults	29.2	29.2	: n	: n	-	2
2.4	13	JUNIOR - vocational activation programme for disabled school-leavers	0.5	0.5	-	-	-	4
	16	Apprenticeship	-	-	-	-	-	2,7
<b>3</b>		<b>Job rotation and job sharing</b>	<b>-</b>	<b>-</b>	<b>-</b>	<b>-</b>	<b>-</b>	
3.1	28	Replacement work	-	-	-	-	-	
<b>4</b>		<b>Employment incentives</b>	<b>503.8</b>	<b>331.4</b>	<b>67.2</b>	<b>-</b>	<b>105.1</b>	
4.1	1	Adaptation of the workplace for persons with disability	9.2	-	9.2	-	-	4
	15	Interventional jobs	41.3	-	41.3	-	-	2
	20	Refund of costs of equipment and additional equipment of the workplace for the placed unemployed person	118.7	-	13.6	-	105.1	2
	27	Activation allowances	19.4	19.4	-	-	-	
	32	Refund of social insurance contributions	0.2	-	0.2	-	-	
	33	Co-financing the costs of care for children or dependants	0.2	0.2	-	-	-	2
	45	Work Coach - supported employment of disabled (pilot scheme)	2.9	-	2.9	-	-	
	53	Work practice	311.9	311.9	-	-	-	2,8



### B.3.20 LMP expenditure by intervention and by type of action, 2009: Poland

Euro (millions)

eurostat		Category, intervention number and name	15.1 Total	15.2 Transfers to individuals	15.3 Transfers to employers	15.4 Transfers to service providers	15.5 Not specified	Notes
<b>5</b>		<b>Supported employment and rehabilitation</b>	<b>661.1</b>	<b>35.4</b>	<b>625.6</b>	-	-	
5.1	2	Reimbursement of cost of remuneration of employee assisting the disabled worker	0.0	-	0.0	-	-	4
	6	Support for employers running SWE - refund of training costs related to a change in the production process	-	-	-	-	-	9
	10	Support for employers running SWE - co-financing up to 50% of interest due on bank loans	1.1	-	1.1	-	-	4
	11	Wage subsidies for disabled workers	103.9	-	103.9	-	-	2
	12	Wage subsidies for disabled workers in SWE	477.3	-	477.3	-	-	
	14	People with disabilities in the public service	1.6	-	1.6	-	-	4
	47	Reimbursement of obligatory social insurance premiums of disabled who run a business	35.1	35.1	-	-	-	
	48	Reimbursement of obligatory social contributions paid by disabled farmers or disabled family members of farmers	0.4	0.4	-	-	-	
	49	Reimbursement of obligatory social insurance premiums paid for disabled employees	31.9	-	31.9	-	-	10
5.2	8	Reimbursement of costs of creating and operating the occupational activity enterprises	9.9	-	9.9	-	-	4
<b>6</b>		<b>Direct job creation</b>	<b>84.7</b>	<b>-</b>	<b>84.7</b>	<b>-</b>	<b>-</b>	
	18	Public works	76.2	-	76.2	-	-	
	34	Socially useful work	8.4	-	8.4	-	-	
<b>7</b>		<b>Start-up incentives</b>	<b>261.4</b>	<b>261.4</b>	<b>-</b>	<b>-</b>	<b>-</b>	
	5	Support for running a business	8.9	8.9	-	-	-	4
	19	Grant for the unemployed starting economic activity	252.4	252.4	-	-	-	2
<b>8</b>		<b>Out-of-work income maintenance and support</b>	<b>658.8</b>	<b>658.8</b>	<b>-</b>	<b>-</b>	<b>-</b>	
8.1	35	Benefits for unemployed	658.8	658.8	-	-	-	
8.5	41	Bankruptcy compensation	: n	: n	-	-	-	
<b>9</b>		<b>Early retirement</b>	<b>387.4</b>	<b>387.4</b>	<b>-</b>	<b>-</b>	<b>-</b>	
9.2	36	Pre-retirement benefits	217.1	217.1	-	-	-	4,10
	37	Pre-retirement allowances	170.2	170.2	-	-	-	4
<b>1-9</b>		<b>Total LMP (categories 1-9)</b>	<b>4 943.9</b>	<b>1 744.5</b>	<b>2 738.4</b>	<b>355.9 e</b>	<b>105.1</b>	
<b>2-7</b>		<b>Total LMP measures (categories 2-7)</b>	<b>3 592.4</b>	<b>684.8</b>	<b>2 738.4</b>	<b>64.1</b>	<b>105.1</b>	
<b>8-9</b>		<b>Total LMP supports (categories 8-9)</b>	<b>1 046.1</b>	<b>1 046.1</b>	<b>-</b>	<b>-</b>	<b>-</b>	

Key : Not available; : n Not significant; - Not applicable or real zero or zero by default; 0 or 0.00 Less than half of the unit used; e Estimated value; p Provisional data; b Break in series

Source Eurostat (online data code: [lmp\\_expme\\_pl](#))

- 1 Expenditure of PL-52 is included in PL-40.
- 2 Includes ESF contribution.
- 3 Expenditure of PL-26 is included in PL-25.
- 4 Expenditure reported on a cash basis.
- 5 Expenditure of PL-29 is included in PL-54.
- 6 Expenditure of PL-17 is included in PL-53.
- 7 Expenditure of PL-16 is included in PL-53.
- 8 Expenditure of PL-16 and PL-17 are included in PL-53.
- 9 Intervention not applied in 2009.
- 10 Intervention coming to an end.

### B.3.21 LMP expenditure by intervention and by type of action, 2009: Portugal

Euro (millions)

eurostat		Category, intervention number and name	15.1 Total	15.2 Transfers to individuals	15.3 Transfers to employers	15.4 Transfers to service providers	15.5 Not specified	Notes
<b>1</b>		<b>Labour market services</b>	<b>200.3</b>	-	-	<b>200.3</b>	-	
1.1	95	[Component] Public employment services - Information services	32.5	-	-	32.5	-	
	95	[Component] Public employment services - Individual case management	55.5	-	-	55.5	-	
1.2	95	[Component] Public employment services - Administration of active measures	112.3	-	-	112.3	-	
	95	[Component] Public employment services - Other services/activities	-	-	-	-	-	
<b>2</b>		<b>Training</b>	<b>722.9 b</b>	<b>583.4 b</b>	<b>124.1</b>	<b>15.5 b</b>	-	
	96	[Component] Integration enterprises - Training	1.4	0.1	1.3	0.0	-	1
2.1	14	Training grants for workers	1.3	1.3	-	-	-	1
	63	Initial training (excluding apprenticeship)	8.2	1.2	-	7.0	-	1
	67	Special training for disadvantaged groups	14.9	13.2	0.2 p	1.5 p	-	1
	99	PROFIJ - Training programme for the integration of youngsters (Azores)	1.9	-	-	1.9	-	1
	115	Vocational training for young and adults	507.1 b	504.2 b	-	2.9 b	-	2
	134	[Component] Life and Work Programme - Intervention for vocational training and employment	0.1	-	-	0.1	-	1
	135	Portuguese for everyone	0.4	0.4	-	-	-	1
	136	Modular training	11.7	11.7	-	-	-	1
	141	[Component] European Globalisation Adjustment Fund -	0.0	0.0	-	0.0	-	
2.2	22	Practical vocational training	103.6	3.1	100.4	0.0	-	1
	98	Placement programme (Azores)	7.2	7.2	-	-	-	1
	127	[Component] Life and Work Programme (Madeira) - Socio-professional integration training period	0.0	0.0	-	0.0	-	1,3
	132	Training/Employment (Madeira)	0.8	0.5	0.3	0.0	-	1
	134	[Component] Life and Work Programme - Practical vocational training aiming at socio-professional integration	1.5	-	1.5	-	-	1
	146	Practical vocational training in europe (Madeira)	0.0	0.0	-	-	-	1
2.3	127	[Component] Life and Work Programme (Madeira) - Theoretical-practical training	-	-	-	-	-	1,3
2.4	7	Apprenticeship training for young people	62.9	40.3	20.5	2.1	-	1
<b>3</b>		<b>Job rotation and job sharing</b>	<b>-</b>	<b>-</b>	<b>-</b>	<b>-</b>	<b>-</b>	
3.1	116	Employment-training rotation program	-	-	-	-	-	4

### B.3.21 LMP expenditure by intervention and by type of action, 2009: Portugal

Euro (millions)

eurostat		Category, intervention number and name	15.1 Total	15.2 Transfers to individuals	15.3 Transfers to employers	15.4 Transfers to service providers	15.5 Not specified	Notes
<b>4</b>		<b>Employment incentives</b>	<b>202.8</b>	<b>58.0</b>	<b>144.8</b>	-	-	
	68	Promotion of socio-professional integration of disabled	3.4	-	3.4	-	-	1
	96	[Component] Integration enterprises - Integration premiums	10.8	-	10.8	-	-	1
4.1	23	Subsidies for permanent employment contracts	4.0	-	4.0	-	-	1
	24	[Component] Local employment initiatives - ILE - Job creation	57.9	57.9	-	-	-	1,5
	29	Job creation for young people through exemptions or reductions from compulsory social security contributions	98.5	-	98.5	-	-	
	31	Reduction of social security contributions to facilitate vocational integration of disabled persons	5.9	-	5.9	-	-	
	37	Exemption or reduction from social security contributions to promote recruitment of long-term unemployed	19.7	-	19.7	-	-	
	96	[Component] Integration enterprises -	0.5	-	0.5	-	-	1
	122	Social employment market (Azores)	-	-	-	-	-	1,4
	127	[Component] Life and Work Programme (Madeira) - Employment support	0.1	-	0.1	-	-	1,3
	127	[Component] Life and Work Programme (Madeira) - Socio-professional integration premium	-	-	-	-	-	1,3
	134	[Component] Life and Work Programme - Employment incentive	1.7	-	1.7	-	-	1
	134	[Component] Life and Work Programme - Premium for socio-vocational integration	0.2	-	0.2	-	-	1
	144	[Component] Recruitment incentives (Madeira) -	0.2	-	0.2	-	-	1
	144	[Component] Recruitment incentives (Madeira) -	0.0	-	0.0	-	-	1
	145	Jobsearch assistance (Madeira)	0.0	0.0	-	-	-	1
<b>5</b>		<b>Supported employment and rehabilitation</b>	<b>71.4</b>	<b>0.1</b>	<b>1.9</b>	<b>69.4</b>	-	
5.1	33	Sheltered employment	1.9	-	1.9	-	-	1
5.2	34	Vocational preparation schemes for disabled persons	69.4	-	-	69.4	-	1,6
	84	Training and occupational integration of young people and adults with disabilities (Madeira)	0.1	0.1	-	-	-	1
<b>6</b>		<b>Direct job creation</b>	<b>61.6</b>	<b>53.6</b>	<b>7.8</b>	<b>0.2</b>	-	
	3	Employment scheme for persons in receipt of unemployment benefits	18.1	18.1	-	-	-	1,7
	4	Employment scheme for unemployed persons in need	17.4	17.4	-	-	-	1
	86	Programme for temporary placement of those receiving unemployment benefit (Azores)	0.2	-	0.2	-	-	1,7
	114	Social employment scheme for the unemployed - PROSA (Azores)	3.0	3.0	-	-	-	
	128	Occupational programme for the unemployed (Madeira)	1.0	0.8	-	0.2	-	1
	141	[Component] European Globalisation Adjustment Fund -	0.0	0.0	-	-	-	
	142	Subsidies for permanent employment contracts - Exceptional measures	21.8	14.2	7.6	-	-	
	147	Employment scheme for older workers	0.1	0.1	-	-	-	1

### B.3.21 LMP expenditure by intervention and by type of action, 2009: Portugal

Euro (millions)

eurostat Category, intervention number and name		15.1 Total	15.2 Transfers to individuals	15.3 Transfers to employers	15.4 Transfers to service providers	15.5 Not specified	Notes
<b>7</b>	<b>Start-up incentives</b>	<b>2.5</b>	<b>2.5</b>	-	<b>0.0</b>	-	
24	[Component] Local employment initiatives - ILE - Start up incentives	: n	: n	-	-	-	1,5
25	Subsidies for creation of self-employed	2.3	2.3	-	-	-	1,7
69	Self-employment for disabled	0.1	0.1	-	-	-	1
81	Support for the creation of self-employment - ACPE (Madeira)	0.0	0.0	-	-	-	1
134	[Component] Life and Work Programme - Incentives for self-employment	0.0	0.0	-	-	-	1
141	[Component] European Globalisation Adjustment Fund -	0.0	-	-	0.0	-	
143	Support to unemployed persons who are entrepreneurs (Madeira)	0.1	0.1	-	-	-	1
<b>8</b>	<b>Out-of-work income maintenance and support</b>	<b>2 030.6</b>	<b>2 030.6</b>	-	-	-	
8.1	75 Unemployment subsidy	1 485.4	1 485.4	-	-	-	
	76 Unemployment assistance	437.1	437.1	-	-	-	
8.2	1 Short-time working or temporary suspension of employment	16.7	16.7	-	-	-	
8.3	104 Partial unemployment benefit	9.8	9.8	-	-	-	
8.5	61 Payment of backdated earnings from bankrupt or insolvent firms	81.6	81.6	-	-	-	
<b>9</b>	<b>Early retirement</b>	<b>174.2</b>	<b>174.2</b>	-	-	-	
9.2	41 Early retirement for the elderly unemployed	134.9	134.9	-	-	-	
	44 Early retirement agreements between workers and employers	39.2	39.2	-	-	-	
<b>1-9</b>	<b>Total LMP (categories 1-9)</b>	<b>3 466.3 b</b>	<b>2 902.3 b</b>	<b>278.6</b>	<b>285.4</b>	-	
<b>2-7</b>	<b>Total LMP measures (categories 2-7)</b>	<b>1 061.2 b</b>	<b>697.5 b</b>	<b>278.6</b>	<b>85.1</b>	-	
<b>8-9</b>	<b>Total LMP supports (categories 8-9)</b>	<b>2 204.8</b>	<b>2 204.8</b>	-	-	-	

Key : Not available; :n Not significant; - Not applicable or real zero or zero by default; 0 or 0.00 Less than half of the unit used; e Estimated value; p Provisional data; b Break in series

Source Eurostat (online data code: [lmp\\_expme\\_pt](#))

1 Includes ESF contribution.

2 Data is not comparable with previous years because data from the IGFSE includes participants which not included before Includes ESF contribution.

3 Components of theoretical-practical training (cat. 2.3) and socio-professional integration (cat. 4.1.1) not applied.

4 Intervention not applied in 2009.

5 Mixed intervention (categories 4 and 7). A breakdown of participants by component is not possible so all are allocated to category 4, which is the most important.

6 Data includes expenditure concerning 6772 beneficiaries not covered by the participant data.

7 Expenditure is incomplete - participants continue to receive unemployment benefits that are still recorded in PT-75 in category 8 and amounts reported here refer only to additional complementary benefits.

### B.3.22 LMP expenditure by intervention and by type of action, 2009: Romania

Euro (millions)

eurostat		Category, intervention number and name	15.1 Total	15.2 Transfers to individuals	15.3 Transfers to employers	15.4 Transfers to service providers	15.5 Not specified	Notes
<b>1</b>		<b>Labour market services</b>	<b>37.0 e</b>	<b>-</b>	<b>0.0</b>	<b>37.0 e</b>	<b>-</b>	
1.1	3	Information and counselling services provided by ANOFM to employees at risk of losing their job	0.2 e	-	-	0.2 e	-	1
	5	Information and professional counselling for registered jobseekers	0.2	-	-	0.2	-	
	6	Labour mediation	0.0	-	0.0	0.0	-	
	31	Administration cost for labour market services	0.0 e	-	-	0.0 e	-	
1.2	29	Administration cost for active measures	3.5 e	-	-	3.5 e	-	
	30	Administration cost for LMP supports	33.0 e	-	-	33.0 e	-	
<b>2</b>		<b>Training</b>	<b>4.1</b>	<b>2.9</b>	<b>0.1</b>	<b>1.1</b>	<b>-</b>	
2.1	7	Training for registered unemployed	4.0	2.9	-	1.1	-	
	35	Training for offenders	0.0	-	-	0.0	-	
2.3	40	Re-qualification and specialisation of the at risk employees	0.0	-	-	0.0	-	
2.4	46	Apprenticeship	0.1	-	0.1	-	-	
<b>3</b>		<b>Job rotation and job sharing</b>	<b>-</b>	<b>-</b>	<b>-</b>	<b>-</b>	<b>-</b>	
<b>4</b>		<b>Employment incentives</b>	<b>35.7</b>	<b>13.1</b>	<b>22.6</b>	<b>: n</b>	<b>-</b>	
4.1	10	Credits for entrepreneurs aimed at creating new jobs for unemployed persons	: n	-	: n	: n	-	2
	11	Income top-up for unemployed persons finding work before the expiry of the unemployment benefit period	10.9	10.9	-	-	-	3
	12	Installation allowance	0.2	0.2	-	-	-	
	13	Relocation allowance	1.2	1.2	-	-	-	
	14	Subsidies for graduate recruitment	9.6	-	9.6	-	-	
	16	Subsidies for creating jobs for disabled graduates	0.1	-	0.1	-	-	
	18	Subsidies for employers taking on registered unemployed	12.2	-	12.2	-	-	
	19	Subsidies for the recruitment of disabled persons	0.2	-	0.2	-	-	
	21	Incentives for employers taking on registered unemployed	0.0	-	0.0	-	-	
	36	Subsidies for unemployed approaching pension age	0.6	-	0.6	-	-	
	41	Income completion for graduates	0.1	0.1	-	-	-	
	42	Installation allowance for graduates	0.6	0.6	-	-	-	
4.2	26	Other measures for young people with difficulties and at risk of professional exclusion	-	-	-	-	-	4
<b>5</b>		<b>Supported employment and rehabilitation</b>	<b>-</b>	<b>-</b>	<b>-</b>	<b>-</b>	<b>-</b>	
<b>6</b>		<b>Direct job creation</b>	<b>8.0</b>	<b>-</b>	<b>8.0</b>	<b>-</b>	<b>-</b>	
	20	Temporary employment	5.2	-	5.2	-	-	
	25	Solidarity contracts for young people with difficulties and at risk of professional exclusion	2.8	-	2.8	-	-	
<b>7</b>		<b>Start-up incentives</b>	<b>0.0</b>	<b>: n</b>	<b>-</b>	<b>0.0</b>	<b>-</b>	
	8	Counselling for business start-up	0.0	-	-	0.0	-	
	9	Credits for unemployed entrepreneurs aimed at creating new jobs for other unemployed persons	: n	: n	-	-	-	2

### B.3.22 LMP expenditure by intervention and by type of action, 2009: Romania

Euro (millions)

eurostat		Category, intervention number and name	15.1 Total	15.2 Transfers to individuals	15.3 Transfers to employers	15.4 Transfers to service providers	15.5 Not specified	Notes
<b>8</b>		<b>Out-of-work income maintenance and support</b>	<b>449.6</b>	<b>449.6</b>	-	<b>0.0</b>	-	
8.1	2	[Component] Unemployment indemnity 2 - indemnity (75%)	393.8	393.8	-	-	-	
	2	[Component] Unemployment indemnity 2 - indemnity (50%)	15.2	15.2	-	-	-	
	22	Support in case of restructuring in the defence sector or state owned companies	30.7	30.7	-	-	-	
8.2	45	Temporary suspension of employment	-	-	-	-	-	5
8.4	23	Compensation in case of restructuring of state owned companies and collective lay offs	12.7	12.7	-	0.0	-	
8.A	33	Adjustment for double-counting, category 8	-	-	-	-	-	
	44	Adjustment for double counting - unemployment benefits paid to persons in training (intervention RO-7)	- 2.9	- 2.9	-	-	-	
<b>9</b>		<b>Early retirement</b>	-	-	-	-	-	
<b>1-9</b>		<b>Total LMP (categories 1-9)</b>	<b>534.5</b>	<b>465.6</b>	<b>30.7</b>	<b>38.2 e</b>	-	
<b>2-7</b>		<b>Total LMP measures (categories 2-7)</b>	<b>47.9</b>	<b>16.0</b>	<b>30.7</b>	<b>1.2</b>	-	
<b>8-9</b>		<b>Total LMP supports (categories 8-9)</b>	<b>449.6</b>	<b>449.6</b>	-	<b>0.0</b>	-	

Key : Not available; :n Not significant; - Not applicable or real zero or zero by default; 0 or 0.00 Less than half of the unit used; e Estimated value; p Provisional data; b Break in series

Source Eurostat (online data code: [lmp\\_expme\\_ro](#))

- 1 Estimates on the base of data from previous year provided by ANOFM.
- 2 Intervention coming to an end.
- 3 Includes administrative costs. The expenditure could not be broken by transfer type.
- 4 Intervention not applied in 2009.
- 5 Expenditure for 2009 is not available.

### B.3.23 LMP expenditure by intervention and by type of action, 2009: Slovenia

Euro (millions)

eurostat		Category, intervention number and name	15.1 Total	15.2 Transfers to individuals	15.3 Transfers to employers	15.4 Transfers to service providers	15.5 Not specified	Notes
<b>1</b>		<b>Labour market services</b>	<b>35.4</b>	<b>1.0</b>	<b>-</b>	<b>34.4</b>	<b>-</b>	
1.1	13	Job clubs	1.5	0.7	-	0.9	-	
	44	Vocational information and counselling centres (VICC)	0.1	-	-	0.1	-	
	46	Medical employment counselling	0.1	-	-	0.1	-	
	48	[Component] General guidance and information for unemployed people -	9.1	-	-	9.1	-	
	48	[Component] General guidance and information for unemployed people -	4.5	-	-	4.5	-	
	57	Help in planning professional career and in searching employment	1.2	0.3	-	0.9	-	
	64	Inclusion of unemployed persons into new and development projects	0.0	0.0	-	-	-	
1.2	59	[Component] Other activities of the PES - all other services	8.9	-	-	8.9	-	
	59	[Component] Other activities of the PES - implementation of LMP measures	6.5	-	-	6.5	-	
	59	[Component] Other activities of the PES - administration and payment of LMP supports	3.4	-	-	3.4	-	
<b>2</b>		<b>Training</b>	<b>23.0</b>	<b>9.0</b>	<b>7.3</b>	<b>6.7</b>	<b>-</b>	
2.1	9	Project learning for younger adults (PLYA)	0.2	0.2	-	-	-	1
	10	Development and training programmes	4.4	0.7	-	3.7	-	1
	11	Formal education	2.1	0.8	-	1.3	-	1
	26	Training for a successful life	0.1	0.1	-	-	-	
	28	National vocational qualifications (NVQ)	0.1	0.0	-	0.1	-	1
2.2	12	On-the-job training	6.9	5.6	-	1.3	-	1
	14	Work trial	2.0	1.6	-	0.4	-	
	72	On-the-job training for students close to graduation or recently graduated/Activate and employ yourself student!	-	-	-	-	-	1
	79	Training of employees who are on temporary lay-off (Act on partial reimbursement of wage compensation)	0.0	-	0.0	-	-	1
	81	Training to enhance employability	7.3	-	7.3	-	-	
<b>3</b>		<b>Job rotation and job sharing</b>	<b>-</b>	<b>-</b>	<b>-</b>	<b>-</b>	<b>-</b>	
<b>4</b>		<b>Employment incentives</b>	<b>16.5</b>	<b>-</b>	<b>16.5</b>	<b>0.0</b>	<b>-</b>	
4.1	51	Reimbursement of employers contributions (Article 48a)	0.4	-	0.4	-	-	
	60	Promotion of new employment for long-term unemployed persons - recipients of financial social assistance for 2007	0.1	-	0.1	-	-	2
	66	Promotion of employment for older unemployed persons	1.6	-	1.6	-	-	1
	67	Promotion of employment for young unemployed persons	0.7	-	0.7	-	-	1
	68	Promotion of new employment for long-term unemployed persons - recipients of financial social assistance for 2008	0.6	-	0.6	-	-	
	69	Promotion of employment for long-term unemployed women 2	-	-	-	-	-	1,2
	82	Promotion of new employment for long-term unemployed persons - recipients of financial social assistance for 2009	0.0	-	0.0	-	-	
	83	Promotion of employment for hard to place unemployed persons/Employ.me	9.4	-	9.4	-	-	1
	84	Promotion of part-time employment	3.6	-	3.6	0.0	-	1
<b>5</b>		<b>Supported employment and rehabilitation</b>	<b>-</b>	<b>-</b>	<b>-</b>	<b>-</b>	<b>-</b>	

### B.3.23 LMP expenditure by intervention and by type of action, 2009: Slovenia

Euro (millions)

eurostat Category, intervention number and name		15.1 Total	15.2 Transfers to individuals	15.3 Transfers to employers	15.4 Transfers to service providers	15.5 Not specified	Notes
<b>6</b>	<b>Direct job creation</b>	<b>21.9</b>	-	<b>21.9</b>	-	-	
3	Public works	16.6	-	16.6	-	-	
70	Promotion of employment for long-term unemployed persons	2.0	-	2.0	-	-	1
71	Subsidised employment providing home help and personal assistance	3.3	-	3.3	-	-	
80	Promotion of new employment for long-term unemployed 2009/2010	-	-	-	-	-	1
<b>7</b>	<b>Start-up incentives</b>	<b>19.9</b>	<b>19.3</b>	-	<b>0.6</b>	-	
16	Subsidies for self-employment (implemented by PES)	19.2	19.2	-	-	-	1
65	Help in self-employment	0.7	0.1	-	0.6	-	
<b>8</b>	<b>Out-of-work income maintenance and support</b>	<b>223.8</b>	<b>191.6</b>	<b>32.2</b>	-	-	
8.1	30 Unemployment insurance	191.6	191.6	-	-	-	3
8.2	77 Partial subsidisation of full-time employment	25.5	-	25.5	-	-	
78	Partial reimbursement of wage compensation	6.7	-	6.7	-	-	
<b>9</b>	<b>Early retirement</b>	-	-	-	-	-	
<b>1-9</b>	<b>Total LMP (categories 1-9)</b>	<b>340.6</b>	<b>220.9</b>	<b>77.9</b>	<b>41.8</b>	-	
<b>2-7</b>	<b>Total LMP measures (categories 2-7)</b>	<b>81.3</b>	<b>28.3</b>	<b>45.7</b>	<b>7.4</b>	-	
<b>8-9</b>	<b>Total LMP supports (categories 8-9)</b>	<b>223.8</b>	<b>191.6</b>	<b>32.2</b>	-	-	

Key : Not available; :n Not significant; - Not applicable or real zero or zero by default; 0 or 0.00 Less than half of the unit used; e Estimated value; p Provisional data; b Break in series

Source Eurostat (online data code: [lmp\\_expme\\_si](#))

1 Includes ESF contribution.

2 Intervention coming to an end.

3 Includes payment of social contributions for older unemployed waiting for retirement.




### B.3.24 LMP expenditure by intervention and by type of action, 2009: Slovakia

Euro (millions)

eurostat		Category, intervention number and name	15.1 Total	15.2 Transfers to individuals	15.3 Transfers to employers	15.4 Transfers to service providers	15.5 Not specified	Notes
<b>1</b>		<b>Labour market services</b>	<b>47.1</b>	<b>0.1</b>	<b>0.9</b>	<b>46.1</b>	-	
1.1	1	[Component] Mediation of employment - Information services	0.9	0.1	0.9	0.0	-	1
	3	Professional consultancy	0.3	0.1	0.0	0.2	-	1
1.2	1	[Component] Mediation of employment - Administration of LMP measures	45.9	-	-	45.9	-	1
<b>2</b>		<b>Training</b>	<b>7.3</b>	<b>1.5</b>	<b>0.1</b>	<b>5.7</b>	-	
2.1	4	Education and preparation for the labour market of the job seeker and person interested in employment	6.8	1.2	0.1	5.6	-	1
	21	Benefits during labour market training and during work preparation opportunities for the disabled	0.3	0.3	-	-	-	1
	27	Projects and programmes - education and training for the labour market	0.2	0.0	0.0	0.2	-	
<b>3</b>		<b>Job rotation and job sharing</b>	-	-	-	-	-	
<b>4</b>		<b>Employment incentives</b>	<b>19.1</b>	<b>10.6</b>	<b>8.5</b>	-	-	
4.1	6	Contribution for employing a disadvantaged job seeker	0.8	0.0	0.8	-	-	1
	7	Contribution for the graduate practice	5.9	5.9	-	-	-	1
	20	Contribution for commuting to work	4.2	4.2	-	-	-	1
	22	Allowances to support the integration of disadvantaged jobseekers	0.2	0.2	-	-	-	
	23	Subsidies to support the sustainment of low-wage jobs taken up by registered jobseekers	1.9	0.1	1.8	-	-	1
	25	Relocation allowance when taking up a new job	0.0	0.0	-	-	-	1
	28	Contribution to support the creation and maintainance of jobs in social enterprises	0.4	-	0.4	-	-	1
	30	Contribution to support the creation of new jobs	3.1	0.1	3.0	-	-	1
	31	Contribution to employee wage	0.1	0.1	-	-	-	1
	33	Contribution to cover transport costs to work	0.0	0.0	0.0	-	-	1
4.2	29	Contribution to support the maintenance of employment	2.5	0.0	2.5	-	-	1
<b>5</b>		<b>Supported employment and rehabilitation</b>	<b>16.8</b>	<b>1.4</b>	<b>15.4</b>	-	-	
5.1	10	Contribution for establishing the protected workshop and protected workplace	6.1	0.0	6.1	-	-	1
	12	Contribution for activities of the assistant at work	1.0	0.2	0.9	-	-	1
	13	Contribution to cover operating costs of the sheltered workshop or sheltered workplace and employees transport costs	9.2	1.3	8.0	-	-	1
	26	Subsidies to sustain jobs for disabled workers	0.4	-	0.4	-	-	1
<b>6</b>		<b>Direct job creation</b>	<b>9.0</b>	<b>3.4</b>	<b>5.6</b>	-	-	
	8	Contribution for activation activity in the form of minor communal services performed for a municipality	5.1	-	5.1	-	-	1
	24	Contribution for activation activity in the form of voluntary works	3.9	3.4	0.5	-	-	1
<b>7</b>		<b>Start-up incentives</b>	<b>42.4</b>	<b>42.3</b>	<b>0.1</b>	-	-	
	5	Contribution for self-employment	38.9	38.9	-	-	-	1
	11	Contribution for operating or performing self-employment to disabled citizens	3.6	3.4	0.1	-	-	1
	32	Contribution to support self-employment	0.0	0.0	0.0	-	-	1
<b>8</b>		<b>Out-of-work income maintenance and support</b>	<b>182.3</b>	<b>182.3</b>	-	-	-	
8.1	15	Unemployment benefit	172.4	172.4	-	-	-	
8.5	14	Benefit of guarantee insurance	9.9	9.9	-	-	-	

### B.3.24 LMP expenditure by intervention and by type of action, 2009: Slovakia

*Euro (millions)*

 Category, intervention number and name		15.1 Total	15.2 Transfers to individuals	15.3 Transfers to employers	15.4 Transfers to service providers	15.5 Not specified	Notes
<b>9</b>	<b>Early retirement</b>	<b>240.2</b>	<b>240.2</b>	-	-	-	
9.2	16 Early old-age pension	240.2	240.2	-	-	-	
<b>1-9</b>	<b>Total LMP (categories 1-9)</b>	<b>564.2</b>	<b>481.8</b>	<b>30.6</b>	<b>51.8</b>	-	
<b>2-7</b>	<b>Total LMP measures (categories 2-7)</b>	<b>94.6</b>	<b>59.2</b>	<b>29.7</b>	<b>5.7</b>	-	
<b>8-9</b>	<b>Total LMP supports (categories 8-9)</b>	<b>422.5</b>	<b>422.5</b>	-	-	-	

Key : Not available; :n Not significant; - Not applicable or real zero or zero by default; 0 or 0.00 Less than half of the unit used; e Estimated value;  
p Provisional data; b Break in series

Source Eurostat (online data code: [lmp\\_expme\\_sk](#))

1 Includes ESF contribution.

### B.3.25 LMP expenditure by intervention and by type of action, 2009: Finland

Euro (millions)

eurostat		Category, intervention number and name	15.1 Total	15.2 Transfers to individuals	15.3 Transfers to employers	15.4 Transfers to service providers	15.5 Not specified	Notes
<b>1</b>		<b>Labour market services</b>	<b>215.4</b>	<b>5.3</b>	<b>-</b>	<b>210.1</b>	<b>-</b>	
1.1	5	Mobility allowance	6.8	5.3	-	1.5	-	1
	20	Vocational guidance	16.7	-	-	16.7	-	2
	21	Training and vocational information services	5.4	-	-	5.4	-	2
	22	Vocational rehabilitation	18.3	-	-	18.3	-	3
	46	Registration of jobseekers	23.4	-	-	23.4	-	2
	47	Interviews and individual action plans	43.1	-	-	43.1	-	2
	48	Integration	4.8	-	-	4.8	-	2
	49	Job clubs	13.1	-	-	13.1	-	4
	56	Labour exchange	32.2	-	-	32.2	-	2
1.2	50	Administration of active measures (PES)	32.3	-	-	32.3	-	2
	51	Administration of benefits (PES)	19.2	-	-	19.2	-	2
<b>2</b>		<b>Training</b>	<b>738.5</b>	<b>473.6</b>	<b>32.3</b>	<b>232.6</b>	<b>-</b>	
2.1	6	Labour market training	578.7	346.1	-	232.6	-	5
	17	Training allowance	24.2	24.2	-	-	-	
2.2	12	Employment subsidy for coaching for working life	19.8	19.8	-	-	-	5
	15	Trainee work/coaching for working life with labour market support	83.5	83.5	-	-	-	5
2.4	7	Apprenticeship for the unemployed	32.3	-	32.3	-	-	5,6
<b>3</b>		<b>Job rotation and job sharing</b>	<b>88.0</b>	<b>88.0</b>	<b>-</b>	<b>-</b>	<b>-</b>	
3.1	16	Job rotation	83.2	83.2	-	-	-	7
3.2	13	Part-time pay supplement	4.8	4.8	-	-	-	
<b>4</b>		<b>Employment incentives</b>	<b>130.8</b>	<b>-</b>	<b>130.8</b>	<b>-</b>	<b>-</b>	
4.1	10	Employment subsidy, private companies	130.8	-	130.8	-	-	5
<b>5</b>		<b>Supported employment and rehabilitation</b>	<b>161.6 e</b>	<b>98.5 e</b>	<b>25.5 e</b>	<b>37.6 e</b>	<b>-</b>	
5.1	34	Employment supporting activity of the municipalities	25.5 e	-	25.5 e	-	-	5,8
5.2	25	Rehabilitation activities of the social insurance institution	43.7	18.2	-	25.5	-	9
	26	Rehabilitation activities of the employment pension scheme	63.3	55.0	-	8.3	-	9
	27	Rehabilitation activities of the accident and traffic insurance	29.1	25.3 e	-	3.8 e	-	9
<b>6</b>		<b>Direct job creation</b>	<b>130.2</b>	<b>33.6</b>	<b>88.7</b>	<b>8.0</b>	<b>-</b>	
	8	Temporary government employment	28.9	-	28.9	-	-	5
	9	Employment subsidy, municipalities	59.7	-	59.7	-	-	5
	36	Rehabilitative work experience	41.6	33.6	-	8.0	-	
<b>7</b>		<b>Start-up incentives</b>	<b>38.3</b>	<b>38.3</b>	<b>-</b>	<b>-</b>	<b>-</b>	
	11	Start-up grant	17.9	17.9	-	-	-	5
	55	Start-up grant for non-unemployed	20.3	20.3	-	-	-	5
<b>8</b>		<b>Out-of-work income maintenance and support</b>	<b>2 545.7</b>	<b>2 545.7</b>	<b>-</b>	<b>-</b>	<b>-</b>	
8.1	1	Earnings-related unemployment allowance	1 648.2	1 648.2	-	-	-	
	2	Basic unemployment allowance	153.5	153.5	-	-	-	
	4	Labour market support (passive component)	545.4	545.4	-	-	-	10
8.2	30	Earnings related adjusted unemployment allowance as partial unemployment benefit	17.5	17.5	-	-	-	
	32	Adjusted basic unemployment allowance or labour market support as partial unemployment benefit	0.0	0.0	-	-	-	
8.3	31	Earnings related adjusted unemployment allowance as part-time unemployment benefit	114.1	114.1	-	-	-	
	33	Adjusted basic unemployment allowance or labour market support as part-time unemployment benefit	38.1	38.1	-	-	-	
8.5	28	Pay security	28.9	28.9	-	-	-	11

### B.3.25 LMP expenditure by intervention and by type of action, 2009: Finland

Euro (millions)

eurostat		Category, intervention number and name	15.1 Total	15.2 Transfers to individuals	15.3 Transfers to employers	15.4 Transfers to service providers	15.5 Not specified	Notes
<b>9</b>		<b>Early retirement</b>	<b>695.8</b>	<b>695.8</b>	-	-	-	
9.2	3	Unemployment pension	695.8	695.8	-	-	-	
<b>1-9</b>		<b>Total LMP (categories 1-9)</b>	<b>4 744.2</b>	<b>3 978.6</b>	<b>277.4</b>	<b>488.3</b>	-	
<b>2-7</b>		<b>Total LMP measures (categories 2-7)</b>	<b>1 287.5</b>	<b>731.9</b>	<b>277.4</b>	<b>278.2</b>	-	
<b>8-9</b>		<b>Total LMP supports (categories 8-9)</b>	<b>3 241.4</b>	<b>3 241.4</b>	-	-	-	

Key : Not available; :n Not significant; - Not applicable or real zero or zero by default; 0 or 0.00 Less than half of the unit used; e Estimated value; p Provisional data; b Break in series

Source Eurostat (online data code: [lmp\\_expm\\_eu](#))

- 1 Expenditure includes reimbursement of travel and moving costs incurred by participants plus a share of the PES operational costs based on monitoring of staff time-use.
- 2 Share of operational costs of the PES based on monitoring of staff time-use.
- 3 Expenditure includes the costs paid to service providers for different rehabilitation activities plus a share of the PES operational costs based on monitoring of staff time-use.
- 4 Expenditure includes a share of the PES operational costs based on monitoring of staff time-use plus real transfers to service providers.
- 5 Includes ESF contribution.
- 6 Expenditure includes only subsidies paid by the Ministry of Employment and the Economy to facilitate the recruitment of unemployed persons as apprentices.
- 7 Expenditure refers to persons on leave and includes both income support (80/70% of unemployment benefit entitlement) and training supplements where appropriate.
- 8 Data represent an estimate of public funding for sheltered workshops. Income from business activity, which accounts for more than half of revenue, is excluded.
- 9 Expenditure includes rehabilitation allowances and the costs of different rehabilitation activities.
- 10 Passive (income support) payments only. Labour market support payments made to persons in active measures are shown under the appropriate measure. However, LMS paid to disabled persons participating to F1-22 are included here and not in category 1.
- 11 Net public expenditure (disbursements minus repayments to the state).

### B.3.26 LMP expenditure by intervention and by type of action, 2009: Sweden

Euro (millions)

eurostat		Category, intervention number and name	15.1 Total	15.2 Transfers to individuals	15.3 Transfers to employers	15.4 Transfers to service providers	15.5 Not specified	Notes
<b>1</b>		<b>Labour market services</b>	<b>1 198.2 e</b>	<b>573.5 e</b>	<b>-</b>	<b>624.7 e</b>	<b>-</b>	
1.1	19	General placement service	92.2 e	-	-	92.2 e	-	
	20	Individual guidance service	235.0 e	-	-	235.0 e	-	
	70	[Component] Job and Development Programme - Assisted jobseeker activities	478.4 e	430.0 e	-	48.4 e	-	1
	74	[Component] Youth Job Programme - Assisted jobseekers activities	170.6 e	143.5 e	-	27.1 e	-	1
1.2	56	Other services/activities	222.0 e	-	-	222.0 e	-	
<b>2</b>		<b>Training</b>	<b>182.8 e</b>	<b>87.1 e</b>	<b>-</b>	<b>95.7</b>	<b>-</b>	
2.1	43	Activities within counselling, guidance and placement services	0.9	0.9	-	-	-	2
	49	Preparatory Training Courses	33.2	13.3	-	20.0	-	
	50	Employment Training	112.9	42.4	-	70.5	-	
	70	[Component] Job and Development Programme - Training	28.8 e	25.9 e	-	2.9 e	-	1
	74	[Component] Youth Job Programme - Training	4.6 e	3.9 e	-	0.8 e	-	1
2.2	47	Projects with Employment Policy Orientation	2.2	0.7	-	1.5	-	
2.3	67	In-depth Assessment and Counselling Guidance	0.1	0.1	-	-	-	
<b>3</b>		<b>Job rotation and job sharing</b>	<b>-</b>	<b>-</b>	<b>-</b>	<b>-</b>	<b>-</b>	
<b>4</b>		<b>Employment incentives</b>	<b>1 079.5 e</b>	<b>264.5 e</b>	<b>771.7</b>	<b>43.2 e</b>	<b>-</b>	
4.1	12	Wage subsidies	606.2	-	606.2	-	-	
	15	Mobility allowance	6.3	6.3	-	-	-	3
	35	Work Experience	48.1	47.0	-	1.1	-	
	40	Grants for technical aids, workplace adjustments and work assistants	43.9	-	25.0	18.9	-	
	44	Special recruitment incentive	80.2	-	80.2	-	-	
	60	Development Employment	29.8	-	29.8	-	-	
	65	Trial Opportunity	5.6	5.6	-	-	-	
	70	[Component] Job and Development Programme - Work experience	196.9 e	176.9 e	-	20.0 e	-	1
	73	Entry recruitment incentive	30.6	-	30.6	-	-	
	74	[Component] Youth Job Programme - Work experience	19.2 e	16.2 e	-	3.0 e	-	1
	75	Skill development	12.7	12.5	-	0.2	-	
<b>5</b>		<b>Supported employment and rehabilitation</b>	<b>650.5</b>	<b>24.9 e</b>	<b>624.8</b>	<b>0.8 e</b>	<b>-</b>	
5.1	13	Public sheltered employment (OSA)	67.2	-	67.2	-	-	
	21	Samhall	414.8	-	414.8	-	-	
	61	Security Employment	142.8	-	142.8	-	-	
5.2	14	Employability rehabilitation programme	17.2	17.2	-	-	-	4
	70	[Component] Job and Development Programme - Employability rehabilitation	7.8 e	7.1 e	-	0.8 e	-	1
	74	[Component] Youth Job Programme - Employability rehabilitation	0.7 e	0.6 e	-	0.1 e	-	1
<b>6</b>		<b>Direct job creation</b>	<b>-</b>	<b>-</b>	<b>-</b>	<b>-</b>	<b>-</b>	
<b>7</b>		<b>Start-up incentives</b>	<b>35.9 e</b>	<b>33.0 e</b>	<b>-</b>	<b>2.9 e</b>	<b>-</b>	
	9	Start-up grants	26.9	24.7	-	2.3	-	
	69	Start-up grants for disabled entrepreneurs	2.6	2.6	-	-	-	
	70	[Component] Job and Development Programme - Start-up	6.2 e	5.6 e	-	0.7 e	-	1
	74	[Component] Youth Job Programme - Start up	0.1 e	0.1 e	-	- e	-	1

### B.3.26 LMP expenditure by intervention and by type of action, 2009: Sweden

Euro (millions)

eurostat		Category, intervention number and name	15.1 Total	15.2 Transfers to individuals	15.3 Transfers to employers	15.4 Transfers to service providers	15.5 Not specified	Notes
<b>8</b>		<b>Out-of-work income maintenance and support</b>	<b>2 099.2</b>	<b>2 099.2 e</b>	-	-	-	
8.1	16	[Component] Unemployment insurance and Basic insurance - Full-time unemployed	1 092.1	1 092.1 e	-	-	-	5
8.3	16	[Component] Unemployment insurance and Basic insurance - Part-time unemployed	728.0	728.0 e	-	-	-	5
8.5	30	Wage guarantee	279.1	279.1	-	-	-	
<b>9</b>		<b>Early retirement</b>	-	-	-	-	-	
<b>1-9</b>		<b>Total LMP (categories 1-9)</b>	<b>5 246.1 e</b>	<b>3 082.2 e</b>	<b>1 396.5</b>	<b>767.4 e</b>	-	
<b>2-7</b>		<b>Total LMP measures (categories 2-7)</b>	<b>1 948.7 e</b>	<b>409.5 e</b>	<b>1 396.5</b>	<b>142.7 e</b>	-	
<b>8-9</b>		<b>Total LMP supports (categories 8-9)</b>	<b>2 099.2</b>	<b>2 099.2 e</b>	-	-	-	

Key : Not available; :n Not significant; - Not applicable or real zero or zero by default; 0 or 0.00 Less than half of the unit used; e Estimated value; p Provisional data; b Break in series

Source Eurostat (online data code: [lmp\\_expme\\_se](#))

- 1 The allocation of expenditure to components is partly based on estimates.
- 2 Expenditure refers only to the activity support paid to participants plus a small amount of travel expenses
- 3 Expenditure includes some payments for travelling to interviews, which are normally considered under category 1.
- 4 Cost of individual service included in expenditure of SE-20.
- 5 Includes credited social contributions.


### B.3.27 LMP expenditure by intervention and by type of action, 2009: United Kingdom

Euro (millions)

eurostat		Category, intervention number and name	15.1 Total	15.2 Transfers to individuals	15.3 Transfers to employers	15.4 Transfers to service providers	15.5 Not specified	Notes
<b>1</b>		<b>Labour market services</b>	<b>4 520.8</b>	<b>90.7 e</b>	<b>0.0 e</b>	<b>1 423.7 e</b>	<b>3 006.3</b>	
1.1	1	[Component] New Deal for 18-24 - Gateway	64.6 e	:	:	:	64.6	1
	1	[Component] New Deal for 18-24 - Follow-through	:	:	:	:	-	1
	1	[Component] New Deal for 18-24 - Other expenditure	65.8 e	:	:	:	65.8	1
	2	[Component] New Deal 25 plus - Gateway	7.7 e	:	:	:	7.7	1
	2	[Component] New Deal 25 plus - Follow-through	0.3 e	:	:	:	0.3	1
	2	[Component] New Deal 25 plus - Other expenditure	32.4 e	:	:	:	32.4	1
	9	JobCentre Plus - placement and advisory functions	946.9	-	-	:	946.9	
	10	New Deal for Partners of Unemployed People (NDPU)	0.4 e	0.0 e	-	0.4 e	-	2
	11	New Deal for Lone Parents (NDLP)	20.5	16.4 e	-	4.0 e	-	
	12	New Deal for Disabled People (NDDP)	41.4	0.9 e	-	40.4 e	-	
	35	Employment zones	91.6	-	-	91.6	-	
	37	New Deal 50+	0.2	0.1 e	-	0.1 e	-	3
	40	Connexions Service	11.2	-	-	11.2	-	
	44	Workstep	75.0	-	0.0 e	74.9 e	-	
	48	Pathways to Work (Incapacity Benefit Reforms)	128.7	73.2 e	-	55.5 e	-	
	51	Entry to Employment	248.2	:	-	:	248.2	
	53	[Component] Northern Ireland Employment Programmes - Other	34.1	-	-	-	34.1	
	53	[Component] Northern Ireland Employment Programmes - Pathways	4.4	-	-	-	4.4	
	53	[Component] Northern Ireland Employment Programmes - Steps to work	27.8	-	-	-	27.8	
	54	Flexible New Deal	284.5	-	-	284.5	-	
1.2	41	JobCentre Plus - benefit administration	861.0	-	-	861.0	-	
	47	JobCentre Plus - other administration costs	1 574.0	-	-	:	1 574.0	
<b>2</b>		<b>Training</b>	<b>254.0 e</b>	<b>-</b>	<b>-</b>	<b>-</b>	<b>254.0</b>	
	50	Training for Work	8.8	:	-	:	8.8	
2.1	1	[Component] New Deal for 18-24 - Education and training option	79.1 e	:	:	:	79.1	1
	2	[Component] New Deal 25 plus - IAP training related options	95.9 e	:	:	:	95.9	1
	53	[Component] Northern Ireland Employment Programmes - Training for success	70.3	-	-	-	70.3	
<b>3</b>		<b>Job rotation and job sharing</b>	<b>-</b>	<b>-</b>	<b>-</b>	<b>-</b>	<b>-</b>	
<b>4</b>		<b>Employment incentives</b>	<b>226.0 e</b>	<b>75.7 e</b>	<b>56.7 e</b>	<b>54.9 e</b>	<b>38.7</b>	
4.1	1	[Component] New Deal for 18-24 - Employment option	13.5 e	:	:	:	13.5	1
	2	[Component] New Deal 25 plus - IAP employment related options	14.3 e	:	:	:	14.3	1
	29	Job Grant	55.0	55.0	-	-	-	
	31	Access to work	110.0	20.7 e	56.7 e	32.6 e	-	
	33	[Component] Remploy - Interwork	22.4 e	-	-	22.4 e	-	
	53	[Component] Northern Ireland Employment Programmes - Access to Work	10.9	-	-	-	10.9	
<b>5</b>		<b>Supported employment and rehabilitation</b>	<b>151.0 e</b>	<b>1.9 e</b>	<b>-</b>	<b>147.4 e</b>	<b>1.8</b>	
5.1	33	[Component] Remploy - Remploy	116.7 e	-	-	116.7 e	-	
	53	[Component] Northern Ireland Employment Programmes - Workable (NI)	1.8	-	-	-	1.8	
5.2	24	Work preparation	12.6	1.9 e	-	10.7 e	-	
	49	Residential Training Colleges	19.9	-	-	19.9	-	
<b>6</b>		<b>Direct job creation</b>	<b>68.4 e</b>	<b>:</b>	<b>:</b>	<b>:</b>	<b>68.4</b>	
	1	[Component] New Deal for 18-24 - Voluntary sector & Environment Task Force options	68.4 e	:	:	:	68.4	1

### B.3.27 LMP expenditure by intervention and by type of action, 2009: United Kingdom

*Euro (millions)*

 Category, intervention number and name	15.1 Total	15.2 Transfers to individuals	15.3 Transfers to employers	15.4 Transfers to service providers	15.5 Not specified	Notes
<b>7 Start-up incentives</b>	-	-	-	-	-	
<b>8 Out-of-work income maintenance and support</b>	<b>5 126.0</b>	<b>5 126.0</b>	-	-	-	
8.1 3 Jobseeker's allowance (JSA): payments	5 126.0	5 126.0	-	-	-	
<b>9 Early retirement</b>	-	-	-	-	-	
<b>1-9 Total LMP (categories 1-9)</b>	<b>10 346.3</b>	<b>5 294.4</b>	<b>56.7 e</b>	<b>1 626.0 e</b>	<b>3 369.2</b>	
<b>2-7 Total LMP measures (categories 2-7)</b>	<b>699.5 e</b>	<b>77.6 e</b>	<b>56.7 e</b>	<b>202.3 e</b>	<b>362.9</b>	
<b>8-9 Total LMP supports (categories 8-9)</b>	<b>5 126.0</b>	<b>5 126.0</b>	-	-	-	

Key : Not available; :n Not significant; - Not applicable or real zero or zero by default; 0 or 0.00 Less than half of the unit used; e Estimated value; p Provisional data; b Break in series

Source Eurostat (online data code: [lmp\\_expme\\_uk](#))

1 Data refers to financial year. Breakdowns by component are not available and are estimated by Eurostat.

2 Data refers to 2008.

3 Intervention coming to an end.



### B.3.28 LMP expenditure by intervention and by type of action, 2009: Norway

Euro (millions)

eurostat		Category, intervention number and name	15.1 Total	15.2 Transfers to individuals	15.3 Transfers to employers	15.4 Transfers to service providers	15.5 Not specified	Notes
<b>1</b>		<b>Labour market services</b>	:	:	:	:	:	
1.1	4	Job clubs	22.3	11.2	-	11.1	-	
	39	Clarification/ Assessment of ordinary jobseekers	8.7	1.9	:	6.8	-	
	41	Individual follow-up	0.1	0.1	-	-	-	
1Mixed	26	Services of the Labour Market Administration (NAV)	:	-	-	:	-	
<b>2</b>		<b>Training</b>	<b>610.7</b>	<b>460.7</b>	<b>-</b>	<b>150.0</b>	<b>-</b>	
2.1	7	Labour Market Training (AMO)	186.1	84.1	-	102.0	-	
	22	Education in regular schools	424.6	376.6	-	48.0	-	
<b>3</b>		<b>Job rotation and job sharing</b>	<b>-</b>	<b>-</b>	<b>-</b>	<b>-</b>	<b>-</b>	
<b>4</b>		<b>Employment incentives</b>	<b>73.2</b>	<b>6.1</b>	<b>67.2</b>	<b>-</b>	<b>-</b>	
4.1	6	Wage subsidies to employers	67.2	-	67.2	-	-	
	30	Work experience in ordinary enterprises for the occupationally disabled	6.1	6.1	:	-	-	
<b>5</b>		<b>Supported employment and rehabilitation</b>	<b>470.5</b>	<b>225.3</b>	<b>198.4</b>	<b>46.7</b>	<b>-</b>	
5.1	15	Work experience in sheltered enterprises	203.3	94.0	109.2	-	-	
	19	Supported employment (AB)	144.6	97.8	-	46.7	-	
5.2	23	Rehabilitation assessment in sheltered workshops	72.1	32.9	39.2	-	-	
	24	Qualification programmes in sheltered workshops	41.4	-	41.4	-	-	
	38	Work-oriented rehabilitation for vocationally handicapped	9.1	0.6	8.5	-	-	
<b>6</b>		<b>Direct job creation</b>	<b>111.9</b>	<b>102.0</b>	<b>10.0</b>	<b>-</b>	<b>-</b>	
	14	Temporary employment measures for the occupationally disabled	0.7	-	0.7	-	-	
	21	Work experience - Practice in regular places of work for the occupationally disabled	111.3	102.0	9.3	-	-	
<b>7</b>		<b>Start-up incentives</b>	<b>4.8</b>	<b>4.8</b>	<b>-</b>	<b>:</b>	<b>-</b>	
	25	Start your own business	4.8	4.8	-	:	-	
<b>8</b>		<b>Out-of-work income maintenance and support</b>	<b>1 368.6</b>	<b>1 368.6</b>	<b>-</b>	<b>-</b>	<b>-</b>	
8.1	1	[Component] Unemployment benefits - Full unemployment benefits	698.9	698.9	-	-	-	
	27	Payments for occupational rehabilitation between measures	498.4	498.4	-	-	-	
8.3	1	[Component] Unemployment benefits - Part-time unemployment benefits	158.2	158.2	-	-	-	
8.4	1	[Component] Unemployment benefits - Redundancy compensation	2.2	2.2	-	-	-	
8.5	1	[Component] Unemployment benefits - Bankruptcy compensation	10.9	10.9	-	-	-	
<b>9</b>		<b>Early retirement</b>	<b>-</b>	<b>-</b>	<b>-</b>	<b>-</b>	<b>-</b>	
<b>1-9</b>		<b>Total LMP (categories 1-9)</b>	<b>:</b>	<b>:</b>	<b>:</b>	<b>:</b>	<b>:</b>	
<b>2-7</b>		<b>Total LMP measures (categories 2-7)</b>	<b>1 271.1</b>	<b>798.9</b>	<b>275.5</b>	<b>196.7</b>	<b>-</b>	
<b>8-9</b>		<b>Total LMP supports (categories 8-9)</b>	<b>1 368.6</b>	<b>1 368.6</b>	<b>-</b>	<b>-</b>	<b>-</b>	

Key : Not available; :n Not significant; - Not applicable or real zero or zero by default; 0 or 0.00 Less than half of the unit used; e Estimated value; p Provisional data; b Break in series

Source Eurostat (online data code: [lmp\\_expme\\_no](#))

## B.4 LMP expenditure at constant price levels,1998-2009

### B.4.1 LMP expenditure at constant price levels, total (categories 1-9)

Euro, millions (price level of year 2000)

eurostat	1998	1999	2000	2001	2002	2003	2004	2005	2006	2007	2008	2009
EU-27	:	:	:	:	:	:	:	203 776.5 e	192 348.8 e	174 339.6 e	175 088.2 e	229 464.7 e
BE	:	:	:	:	:	:	9 280.9	9 385.0	9 271.8	9 163.6	9 411.1	10 731.2
BG	:	:	:	:	:	:	138.1	128.4	127.2 e	108.7	110.2	153.6
CZ	:	:	:	:	303.3	345.5	367.8	377.7	399.6	399.2	366.2	562.7
DK	:	:	7 330.0 e	7 165.1 e	7 333.1 e	7 828.1 e	7 994.5 e	7 213.7 e	6 406.3 e	5 412.9 e	4 913.9 e	6 121.6 e
DE	68 484.9	69 165.4	64 351.1	65 385.7	70 431.2	71 512.4	70 779.0	60 765.4 e	55 517.3 e	44 508.6 e	41 973.1 e	53 679.6 e
EE	:	:	:	:	:	20.7	19.9	17.8	16.4	17.7	30.5	145.1
IE	:	:	:	:	:	:	2 039.4	2 070.4	2 218.2 e	2 433.1	2 922.9	4 485.6
EL	:	:	:	:	:	:	944.2 e	809.5	957.6 e	933.4 e	1 153.0	1 662.1 e
ES	:	:	:	:	:	:	15 667.9	16 420.5	17 383.0	18 109.7	21 553.9	30 304.7
FR	36 044.9 e	38 100.8	36 903.4	37 636.3	40 453.6	42 325.4	41 408.4	39 399.0	37 510.0	36 349.7	33 671.1	39 482.5
IT	:	:	:	:	:	:	16 051.9	16 217.5	15 391.9	14 200.5	15 419.0	21 565.8
CY	:	:	:	:	:	:	:	:	94.7	79.6	71.5	95.2 p
LV	:	:	:	:	:	52.2	58.4	69.3 e	82.1 e	83.0	81.3	176.7
LT	:	:	:	:	:	53.3	51.4	64.4	81.6	100.7	89.5 e	172.0
LU	:	:	:	153.9	174.2	235.9	268.7	302.7	308.4	305.1	299.9	413.5
HU	:	:	:	:	:	:	444.6	462.5	448.5	438.7	449.8	643.2
MT	:	:	:	:	:	:	:	:	26.8	25.5	26.1	26.1
NL	14 531.9 e	13 833.8 e	13 036.1 e	13 157.1 e	13 898.8 e	14 767.3 e	15 231.4 e	14 790.0 e	13 345.9 e	11 945.9 e	11 503.2 e	13 785.5 e
AT	3 705.3	3 814.9	3 552.6	3 716.1	3 886.8	4 320.5	4 455.7	4 803.2	4 886.8	4 572.6	4 424.1	5 539.7
PL	:	:	:	:	:	:	:	2 777.8	2 685.2	2 535.4	2 352.0	4 254.7
PT	:	:	:	:	:	2 309.2	2 429.8	2 560.2	2 371.0	2 126.5	2 085.5	2 827.3 b
RO	:	:	:	:	:	355.3	368.1	346.6	306.0	286.8 e	253.1 e	401.0
SI	:	:	:	:	:	:	:	177.4	178.6	145.8	133.7	274.2
SK	:	:	:	:	:	:	128.9	165.3	190.5	185.9	228.6	277.9
FI	4 547.9	4 289.9	3 878.4	3 756.1	3 859.2	4 100.2	4 319.5	4 137.9	3 985.7	3 717.3	3 496.0	4 179.9
SE	10 211.8 e	9 639.3	8 114.1	7 174.6	7 037.0	6 734.3	7 205.7	7 299.5	7 191.7	5 733.0 e	4 614.0 e	5 696.1 e
UK	:	:	:	:	:	:	11 831.7 e	11 622.4 e	9 887.9	9 529.1	9 145.2 e	12 450.5
NO	:	:	2 029.3	2 170.3	2 466.1	3 047.0	3 233.5	3 510.4	2 594.3	2 440.1 e	:	:

Key : Not available; :n Not significant; - Not applicable or real zero or zero by default; 0 or 0.00 Less than half of the unit used; e Estimated value; p Provisional data; b Break in series

Source Eurostat (online data codes: [lmp\\_expsumm](#), [nama\\_gdp\\_p](#))

## B.4.2 LMP expenditure at constant price levels, services (category 1)

Euro, millions (price level of year 2000)

eurostat	1998	1999	2000	2001	2002	2003	2004	2005	2006	2007	2008	2009
EU-27	:	:	:	:	:	:	:	22 359.6 e	20 915.4 e	20 665.1 e	20 046.2 e	24 189.5 e
BE	408.7	403.6	444.9	457.7	489.2	487.1	515.7	536.9	555.4	572.4	564.4	615.8
BG							12.2	12.9	12.0	11.4	12.5	10.3
CZ					44.1	52.3	89.0	99.0	106.0	116.3	104.9	110.1
DK	:	:	183.1 e	193.1 e	167.6 e	193.8 e	302.8 e	304.8	309.9	293.6	475.0	592.6
DE	3 997.6	4 152.1	4 148.3	4 075.0	4 393.4	4 798.7	4 714.0	6 113.2 e	5 771.3 e	5 918.6 e	6 342.8 e	7 889.1 e
EE						2.2	1.9	2.1	2.5	2.9	3.7	8.5
IE	:	:	:	:	:	:	248.3	270.8	297.2	320.4	301.8	256.8
EL	:	:	:	:	:	:	31.8 e	19.3 e	20.6	30.7	21.2	18.6 e
ES	:	:	:	:	:	:	565.3	709.4	765.6	760.9	864.1	1 075.7
FR	2 067.1 e	2 351.7	2 512.6	2 855.7	3 146.9	3 535.8 e	3 610.1 e	3 719.3	3 932.1 e	3 746.5	3 444.7	4 208.5
IT	:	:	:	:	:	:	539.1 e	486.2 e	446.4 e	476.1 e	495.8 e	380.1 e
CY									4.4 e	5.6 e	6.4 e	4.9 e
LV						4.0	5.7	7.9	10.5	11.5	9.1	5.8
LT						6.4	7.2	13.5	18.4	20.5	19.4 e	18.9
LU	:	:	:	9.1 e	10.0 e	11.9 e	12.2 e	12.9 e	13.4 e	14.2 e	15.2 e	15.1 e
HU							65.4	63.4	63.6	58.9	61.2	57.7
MT									4.0	5.6	6.8	5.3
NL	1 688.3 e	1 696.4 e	1 620.4 e	1 606.1 e	1 875.4 e	1 924.1 e	1 837.0 e	1 760.4 e	1 772.8 e	1 645.1 e	1 518.1 e	1 856.8 e
AT	273.6	291.9	287.3	315.0	332.3	380.1	386.8	384.8	405.8	398.8	391.6	437.5
PL								149.6 e	216.3 e	239.0 e	228.4 e	262.8 e
PT	:	:	:	:	:	154.1	145.2	188.4	166.7	162.5	173.7	163.4
RO						20.8	22.8	24.7	30.5 e	31.2 e	32.4 e	27.8 e
SI						:	:	25.5	25.5	25.5	25.6	28.5
SK							23.9	46.4	50.3	33.7	36.1	23.2
FI	137.0 e	140.9 e	137.0 e	149.8	150.5	170.5	204.8	203.7	203.0	205.2	187.5	189.7
SE	509.4 e	519.4 e	524.9 e	534.1 e	536.0 e	543.2 e	564.1 e	539.4 e	591.5 e	617.4 e	957.8 e	1 301.0 e
UK	:	:	:	:	:	:	7 341.8 e	7 191.5 e	5 517.9	5 414.4	4 313.1 e	5 440.2
NO	:	:	210.4	214.1	229.8	227.5	259.3	266.2	277.9	276.8 e	:	:

Key : Not available; :n Not significant; - Not applicable or real zero or zero by default; 0 or 0.00 Less than half of the unit used; e Estimated value; p Provisional data; b Break in series

Source Eurostat (online data codes: [lmp\\_expsumm](#), [nama\\_gdp\\_p](#))

### B.4.3 LMP expenditure at constant price levels, measures (categories 2-7)

Euro, millions (price level of year 2000)

eurostat	1998	1999	2000	2001	2002	2003	2004	2005	2006	2007	2008	2009
EU-27	:	:	:	:	:	:	:	52 071.4 e	52 999.7 e	50 290.8 e	50 519.8 e	58 114.5 e
BE	:	:	:	:	:	:	2 258.8	2 393.1	2 562.4	2 816.1	3 101.9	3 370.8
BG	:	:	:	:	:	:	80.7	77.3	78.4 e	64.7	61.3	52.8
CZ	:	:	:	:	76.9 e	80.5 e	95.3	93.6	103.4	105.0	90.5	79.7
DK	2 747.3 e	3 149.8 e	3 012.8 e	2 994.4 e	3 078.0 e	2 887.8 e	2 786.0 e	2 425.4	2 407.0	2 075.4	1 979.5	2 235.2
DE	19 385.6	22 149.6	21 240.6	21 367.6	21 512.9	19 488.3	17 728.8	12 667.2	12 793.3 e	10 194.8	11 277.2	13 361.0 e
EE	:	:	:	:	:	3.7	3.4	4.4	5.3	3.3	3.9	14.5
IE	769.5	808.2	678.1 e	803.5 e	761.3	679.5	649.0	668.6	681.2 e	732.5	759.3	843.3
EL	:	:	325.2	359.4 e	256.1 e	141.4 e	235.2 e	96.7 e	257.0 e	281.9 e	263.8 e	387.5 e
ES	2 851.7	3 805.1 e	4 153.3 e	3 994.8 e	3 863.0	4 002.0	4 064.7	4 502.0	5 072.3	5 257.3	5 061.1	5 277.4
FR	13 248.5 e	14 568.7 e	14 535.9 e	14 017.4 e	13 517.9 e	12 460.9	11 229.8	10 480.0 e	11 028.1 e	11 859.8 e	10 630.3 e	11 884.3 e
IT	5 544.0	6 258.4	6 684.7	7 690.4	8 656.7	8 594.6	6 694.1	5 953.8	5 226.5	4 767.5	4 632.1	4 127.9
CY	:	:	:	:	:	:	:	:	6.8	10.9	8.7	9.1
LV	:	:	:	:	:	8.9 e	9.3 e	20.9 e	27.9 e	19.6 e	13.3 e	35.8 e
LT	:	:	:	:	:	23.1	25.8	27.7	37.1	53.6	33.3	37.5
LU	:	:	39.6 e	41.7	46.8	77.5	92.1	110.5	117.4	122.0	109.4	119.5 e
HU	:	:	:	:	:	:	133.6	136.3	134.9	128.8	130.0	235.8
MT	:	:	:	:	:	:	:	:	3.2 e	1.7	2.6	1.5
NL	3 773.8	3 937.4	4 045.3	4 298.0	4 557.6	4 296.1	4 050.2 e	3 876.4 e	3 640.4 e	3 493.2 e	3 562.6 e	3 777.5 e
AT	634.6	829.2	799.4	894.9	865.8	967.0	957.7	1 028.6	1 253.2	1 217.0	1 241.1	1 576.7
PL	:	:	:	:	:	:	:	771.3	828.1	1 011.7	1 216.8	3 091.5
PT	:	437.0	740.7	670.6	621.6	646.7	695.3	667.7	594.9	514.5	557.8	865.6 b
RO	:	:	:	:	:	57.8	59.6	69.3	73.1	64.1	56.5	35.9
SI	:	:	:	:	:	:	:	50.5	48.0	32.5	28.0	65.5
SK	:	:	:	:	:	:	18.4	46.1	41.6	36.9	49.6	46.6
FI	1 234.3	1 166.2	987.0	929.4	925.8	1 045.2	1 151.4	1 093.3	1 141.5 b	1 162.6	1 098.9	1 134.3
SE	5 348.4 e	4 951.0	4 018.0	3 820.4	3 694.8	2 851.8	2 871.3	3 231.3	3 574.3	2 926.5	2 154.6	2 115.8 e
UK	1 222.1 e	1 380.4 e	:	:	:	:	1 107.6 e	1 007.3 e	829.4 e	952.2 e	922.3 e	841.8 e
NO	:	938.5	902.3	955.5	1 032.6	1 227.8	1 291.0	1 360.7	1 119.6	1 122.6	1 124.1	1 150.3

Key : Not available; :n Not significant; - Not applicable or real zero or zero by default; 0 or 0.00 Less than half of the unit used; e Estimated value; p Provisional data; b Break in series

Source Eurostat (online data codes: [lmp\\_expsumm](#), [nama\\_gdp\\_p](#))

### B.4.4 LMP expenditure at constant price levels, supports (categories 8-9)

Euro, millions (price level of year 2000)

eurostat	1998	1999	2000	2001	2002	2003	2004	2005	2006	2007	2008	2009
EU-27	:	:	:	:	:	:	:	129 345.5 e	118 433.7 e	103 383.7 e	104 522.2 e	147 160.7 e
BE	5 944.5	5 820.1	5 324.6	5 452.4	6 042.9	6 451.3	6 506.4	6 454.9	6 154.0	5 775.2	5 744.9	6 744.5
BG							45.2	38.2	36.8	32.5	36.4	90.4
CZ					182.4	212.8	183.4	185.1	190.2	177.9	170.7	372.9
DK	4 796.1 e	4 291.7 e	4 134.2 e	3 977.6 e	4 087.6 e	4 746.5 e	4 905.7 e	4 483.5 e	3 689.4 e	3 043.9 e	2 459.5 e	3 293.8 e
DE	45 101.8	42 863.6	38 962.2	39 943.1	44 524.9	47 225.4	48 336.2	41 985.0 e	36 952.7 e	28 395.3 e	24 353.2 e	32 429.6 e
EE						14.8	14.6	11.3	8.7	11.5	22.9	122.1
IE	1 260.7	1 064.1	837.2	801.2	984.5	1 075.7	1 142.2	1 131.0	1 239.8 e	1 380.2	1 861.8	3 385.5
EL	:	:	542.7	512.8	499.5 e	587.9	677.2	693.5	680.1	620.7	868.0	1 256.0
ES	9 287.5	8 664.9	8 489.5	9 014.4	10 079.6	10 367.2	11 037.9	11 209.2	11 545.2	12 091.5	15 628.8	23 951.6
FR	20 729.3	21 180.4	19 854.9	20 763.2	23 788.8	26 328.8	26 568.5	25 199.7	22 549.8	20 743.4	19 596.1	23 389.6
IT	8 481.8	7 826.7	7 737.0	7 533.1	7 662.3	7 927.0	8 818.7	9 777.5	9 719.1	8 956.8	10 291.1	17 057.9
CY									83.6	63.0	56.4	81.2 p
LV						39.2	43.5	40.4	43.6	51.9	58.9	135.1
LT						23.8	18.4	23.2	26.0	26.7	36.8	115.5
LU	114.9 e	103.5	95.1	103.1	117.4	146.5	164.4	179.3	177.6	168.9	175.4	279.0
HU						224.1	245.5	262.9	249.9	251.0	258.6	349.7
MT									19.6	18.3	16.7	19.3
NL	9 069.7 e	8 200.0 e	7 370.4 e	7 253.0 e	7 465.9 e	8 547.1 e	9 344.2 e	9 153.1 e	7 932.7 e	6 807.5 e	6 422.5 e	8 151.1 e
AT	2 797.1	2 693.8	2 465.9	2 506.2	2 688.8	2 973.4	3 111.2	3 389.8	3 227.9	2 956.8	2 791.4	3 525.5
PL								1 856.9	1 640.8	1 284.6	906.9	900.3
PT	:	952.2 e	1 007.2	1 219.1	1 202.2	1 508.4	1 589.3	1 704.1	1 609.4	1 449.4	1 354.0	1 798.4
RO						276.7	285.7	252.6	202.4	191.4	164.2	337.3
SI						:	:	101.4	105.0	87.8	80.2	180.2
SK							86.5	72.8	98.6	115.3	142.9	208.1
FI	3 176.7	2 982.9	2 754.3	2 676.8	2 783.0	2 884.5	2 963.2	2 840.9	2 641.2	2 349.5	2 209.6	2 855.9
SE	4 354.0	4 168.9	3 571.1	2 820.0	2 806.2	3 339.3	3 770.3	3 528.7	3 025.9	2 189.1	1 501.7	2 279.3
UK	5 889.2	5 411.6	4 738.3	4 217.7	4 158.9	3 980.6	3 382.3	3 423.6	3 540.5	3 162.5	3 909.8	6 168.5
NO	716.7	722.5	916.6	1 000.7	1 203.7	1 591.6	1 683.2	1 883.5	1 196.8	1 040.6	864.5	1 238.6

Key : Not available; :n Not significant; - Not applicable or real zero or zero by default; 0 or 0.00 Less than half of the unit used; e Estimated value; p Provisional data; b Break in series

Source Eurostat (online data codes: [lmp\\_expsumm](#), [nama\\_gdp\\_p](#))



## **C PARTICIPANTS**

## C.1 LMP stocks by type of action, 2009

### C.1.1 LMP stocks by category (total), 2009

eurostat	<i>Number of participants</i>									
	2 Training	3 Job rotation and job sharing	4 Employment incentives	5 Supported employment and rehabilitation	6 Direct job creation	7 Start-up incentives	LMP measures (Categories 2-7)	8 Out-of-work income maintenance and support	9 Early retirement	LMP supports (Categories 8-9)
EU-27	3 239 966 u	117 080 u	4 308 430 u	1 199 699 u	894 702 u	782 305 u	10 542 182 u	17 123 741 u	1 049 502 u	18 173 243 u
BE	126 405	-	226 363	37 189	159 318	1 366	550 641	694 274	212 863	907 137
BG	6 145	-	7 744	922	43 361	2 577 u	60 749 u	123 596	-	123 596
CZ	4 475	-	2 823	26 033	2 376	3 160	38 867	188 069	-	188 069
DK	64 906	180	30 798 e	66 514	-	-	162 398	126 157	47 637 e	173 794
DE	801 449	165	259 743	43 459	295 533	147 363 u	1 547 711 u	4 295 232	95 067	4 390 299
EE	2 657	-	64	33	29	250	3 033	39 583	-	39 583
IE	56 136 u	-	2 185	3 419	24 919	5 738	92 397 u	420 070	7 462	427 532
EL	1 640 e	-	64 695 e	-	-	25 549 e	91 884 e	271 572 e	:	271 572 u
ES	341 560 u	91 007	2 183 083	53 022	:	394 326 u	3 063 347 u	2 681 224	:	2 681 224 u
FR	580 803 u	-	:	145 274 e	224 602	145 320 e	1 488 879 u	2 355 396	24 039	2 379 435
IT	730 454 u	18 780 u	582 022 u	-	20 858 u	- u	1 352 114 u	1 348 196	320 861	1 669 057
CY	364 u	-	6 431	233	-	-	7 028 u	12 968	-	12 968
LV	4 856	-	1 888	-	5 124	57	11 925	62 880	-	62 880
LT	5 357	108	:	154	2 692	-	15 273 u	70 362 u	-	70 362 u
LU	752 u	-	14 006 e	50	914	-	15 722 u	17 572	1 323	18 895
HU	13 548	-	27 504	-	13 831	1 430	56 313	239 042	-	239 042
MT	548	-	82	-	117	12	759	11 261	-	11 261
NL	178 270 e	-	27 830	154 740	-	-	360 840 e	670 280 e	-	670 280 e
AT	113 102	203	69 105 e	1 934	7 427	3 465	195 236	272 292	47 396	319 688
PL	3 110	-	141 108 u	602 763	11 141	6 708 e	764 830 u	380 007	156 181	536 188
PT	81 564 u	-	79 350	5 615	31 709 u	6 103 u	204 341 u	335 932	30 780	366 712
RO	9 990	-	27 032	-	7 728	: n	44 750	324 667	-	324 667
SI	33 535 e	-	2 570	-	3 064	4 081	43 250 e	61 931	-	61 931
SK	943	-	13 324 u	2 755	20 048	26 866	63 936 u	50 330	56 352	106 682
FI	48 714	6 637	13 264	7 927 e	11 601	5 097	93 240	234 752	49 541	284 293
SE	10 537	-	87 423	44 155	-	2 837	144 952	253 109	-	253 109
UK	:	-	38 152 u	:	7 960	-	67 768 u	1 582 987	-	1 582 987
NO	25 190	-	4 814	14 279	10 264	266	54 813	80 433 e	-	80 433 e

Key : Not available; :n Not significant; - Not applicable or real zero or zero by default; 0 or 0.00 Less than half of the unit used; e Estimated value; u Unreliable or uncertain data: participant data complete for interventions covering >=80% but <100% of expenditure; p Provisional data; b Break in series

Source Eurostat (online data code: [lmp\\_partsumm](#))



### C.1.2 LMP stocks by category (under 25s), 2009

eurostat	Number of participants									
	2 Training	3 Job rotation and job sharing	4 Employment incentives	5 Supported employment and rehabilitation	6 Direct job creation	7 Start-up incentives	LMP measures (Categories 2-7)	8 Out-of-work income maintenance and support	9 Early retirement	LMP supports (Categories 8-9)
EU-27	1 606 436 u	28 266 u	:	67 890 u	121 847 u	38 709 u	2 728 239 u	1 860 726 u	164 u	1 860 890 u
BE	45 927 u	-	:	:	13 869 u	145 u	:	88 224	-	88 224
BG	1 000	-	379	22	2 412	431 u	4 244 u	6 170	-	6 170
CZ	707 e	-	1 063 u	:	292 e	:	:	:	-	:
DK	9 718	:	2 747 u	1 845 e	-	-	14 310 u	13 065	-	13 065
DE	496 906 u	42	43 224 u	23 477 e	43 335 u	9 741 u	616 725 u	358 813 u	:	358 813 u
EE	310	-	18	25	-	13	366	5 977	-	5 977
IE	17 270 u	-	114 u	651	419	175	18 629 u	84 963	:	84 963 u
EL	:	-	:	-	-	:	:	:	-	:
ES	157 548 u	23 840 e	:	2 827	:	:	:	194 588	: n	194 588
FR	362 407 u	-	:	:	41 097	13 151 e	646 355 u	332 955 u	-	332 955 u
IT	379 200 u	3 293 u	90 564 u	-	- u	- u	473 057 u	67 656	-	67 656
CY	:	-	49 u	:	-	-	:	1 128	-	1 128
LV	886	-	376	-	552	3	1 817	6 905	-	6 905
LT	2 517	23	:	24	255	-	4 045 u	7 914 u	-	7 914 u
LU	290 u	-	941 e	: n	88	-	1 319 u	:	-	787 u
HU	4 681	-	:	-	:	:	:	16 147	-	16 147
MT	150	-	61	-	3	1	215	2 080	-	2 080
NL	:	-	1 510	14 180	-	-	17 470 u	:	-	:
AT	59 133	9	2 610	75	1 742	194	63 763	39 253	164	39 417
PL	:	: n	73 951 u	13 158 u	1 036	966 u	:	42 185	-	42 185
PT	35 355 u	-	31 482	3 916	3 890 u	121 u	74 764 u	21 986	-	21 986
RO	2 633 u	-	6 805	-	1 882	: n	11 320 u	36 680	-	36 680
SI	2 380 e	-	560	-	144	282	3 366 e	2 280	-	2 280
SK	110	-	4 809 u	114	1 279	4 111	10 423 u	2 303	-	2 303
FI	12 251 e	1 059 e	699	2 099 e	944 e	431	17 483 e	21 447	-	21 447
SE	1 295	-	6 446	1 883	-	20	9 644	28 232	-	28 232
UK	:	-	:	:	7 940	-	:	478 488	-	478 488
NO	3 401	-	1 017	2 405	3 373	5	10 201	10 164 e	-	10 164 e

Key : Not available; : n Not significant; - Not applicable or real zero or zero by default; 0 or 0.00 Less than half of the unit used; e Estimated value; u Unreliable or uncertain data: participant data complete for interventions covering >=80% but <100% of expenditure; p Provisional data; b Break in series

Source Eurostat (online data code: [lmp\\_partsumm](#))

### C.1.3 LMP stocks by category (women), 2009

Number of participants

	2	3	4	5	6	7	LMP measures (Categories 2-7)	8	9	LMP supports (Categories 8-9)
	Training	Job rotation and job sharing	Employment incentives	Supported employment and rehabilitation	Direct job creation	Start-up incentives		Out-of-work income maintenance and support	Early retirement	
EU-27	1 234 117 u	94 922 u	1 850 987 u	426 933 u	488 546 u	186 109 u	4 281 614 u	6 553 687 u	369 348 u	6 923 036 u
BE	52 205 u	-	174 649	:	105 623 u	650	341 272 u	281 722	72 768	354 490
BG	2 734	-	4 732	447	27 116	1 177 u	36 206 u	66 181	-	66 181
CZ	2 850	-	1 732 u	:	1 038 e	:	:	90 307	-	90 307
DK	33 796	:	13 000 u	39 469	-	-	86 265 u	54 173	25 529 u	79 702 u
DE	340 066 e	105	103 979 e	17 182	122 591 e	55 920 u	639 843 u	1 644 798	41 385	1 686 183
EE	1 580	-	38	16	8	120	1 762	18 550	-	18 550
IE	24 886 u	-	1 172	1 324	13 633	1 462	42 477 u	133 382	1 730	135 112
EL	1 128 e	-	:	-	-	:	:	:	:	:
ES	185 372 u	73 396 e	:	21 528	:	:	:	1 184 216	:	1 184 216 u
FR	:	-	:	:	148 004	51 254 e	:	1 088 280 u	6 991	1 095 271 u
IT	289 912 u	16 476 u	268 288 u	-	10 405 u	- u	585 081 u	523 831	74 316	598 147
CY	152 u	-	461 u	:	-	-	694 u	6 694	-	6 694
LV	3 054	-	999	-	2 442	37	6 532	31 198	-	31 198
LT	2 845	94	:	81	1 176	-	7 333 u	28 353 u	-	28 353 u
LU	320 u	-	5 059 e	: n	380	-	5 759 u	4 191 e	147	4 338 e
HU	7 004	-	:	-	:	:	:	100 932	-	100 932
MT	168	-	36	-	8	1	213	2 346	-	2 346
NL	:	-	11 780	53 890	-	-	78 680 u	:	-	:
AT	55 705	13	30 035	616	4 009	1 427	91 805	98 701	22 592	121 293
PL	1 346 u	-	92 726 u	244 898 u	6 523	2 440 e	347 933 u	170 855	69 933	240 788
PT	44 789 u	-	42 163	2 493	21 063 u	2 125 u	112 633 u	177 509	8 682	186 191
RO	5 855 u	-	13 664	-	2 258	: n	21 777 u	141 708	-	141 708
SI	14 020 e	-	1 424	-	1 954	1 577	18 975 e	25 896	-	25 896
SK	589	-	8 115 u	1 602	9 874	10 303	30 483 u	21 775	19 191	40 966
FI	24 358 e	4 838	7 189	4 044 e	6 315 e	2 415	49 159 e	100 687	26 084	126 771
SE	4 010	-	36 965	20 553	-	1 243	62 771	127 895	-	127 895
UK	:	-	:	:	1 960	-	:	422 758	-	422 758
NO	14 407	-	1 755	6 891	5 777	142	28 972	31 593 e	-	31 593 e

Key : Not available; :n Not significant; - Not applicable or real zero or zero by default; 0 or 0.00 Less than half of the unit used; e Estimated value; u Unreliable or uncertain data: participant data complete for interventions covering >=80% but <100% of expenditure; p Provisional data; b Break in series

Source Eurostat (online data code: [lmp\\_partsumm](#))

### C.1.4 Share of LMP stocks by category (total), 2009

eurostat	% total stock in categories 2-7							% total stock in categories 8-9		
	2 Training	3 Job rotation and job sharing	4 Employment incentives	5 Supported employment and rehabilitation	6 Direct job creation	7 Start-up incentives	LMP measures (Categories 2-7)	8 Out-of-work income maintenance and support	9 Early retirement	LMP supports (Categories 8-9)
EU-27	30.7 u	1.1 u	40.9 u	11.4 u	8.5 u	7.4 u	100.0 u	94.2 u	5.8 u	100.0 u
BE	23.0	-	41.1	6.8	28.9	0.2	100.0	76.5	23.5	100.0
BG	10.1	-	12.7	1.5	71.4	4.2 u	100.0 u	100.0	-	100.0
CZ	11.5	-	7.3	67.0	6.1	8.1	100.0	100.0	-	100.0
DK	40.0	0.1	19.0 e	41.0	-	-	100.0	72.6	27.4 e	100.0
DE	51.8	0.0	16.8	2.8	19.1	9.5 u	100.0 u	97.8	2.2	100.0
EE	87.6	-	2.1	1.1	1.0	8.2	100.0	100.0	-	100.0
IE	60.8 u	-	2.4	3.7	27.0	6.2	100.0 u	98.3	1.7	100.0
EL	1.8 e	-	70.4 e	-	-	27.8 e	100.0 e	100.0 e	:	100.0 u
ES	11.1 u	3.0	71.3	1.7	:	12.9 u	100.0 u	100.0 u	:	100.0 u
FR	39.0 u	-	:	9.8 e	15.1	9.8 e	100.0 u	99.0	1.0	100.0
IT	54.0 u	1.4 u	43.0 u	-	1.5 u	- u	100.0 u	80.8	19.2	100.0
CY	5.2 u	-	91.5	3.3	-	-	100.0 u	100.0	-	100.0
LV	40.7	-	15.8	-	43.0	0.5	100.0	100.0	-	100.0
LT	35.1	0.7	:	1.0	17.6	-	100.0 u	100.0 u	-	100.0 u
LU	4.8 u	-	89.1 e	0.3	5.8	-	100.0 u	93.0	7.0	100.0
HU	24.1	-	48.8	-	24.6	2.5	100.0	100.0	-	100.0
MT	72.2	-	10.8	-	15.4	1.6	100.0	100.0	-	100.0
NL	49.4 e	-	7.7	42.9	-	-	100.0 e	100.0 e	-	100.0 e
AT	57.9	0.1	35.4 e	1.0	3.8	1.8	100.0	85.2	14.8	100.0
PL	0.4	-	18.4 u	78.8	1.5	0.9 e	100.0 u	70.9	29.1	100.0
PT	39.9 u	-	38.8	2.7	15.5 u	3.0 u	100.0 u	91.6	8.4	100.0
RO	22.3	-	60.4	-	17.3	:	100.0	100.0	-	100.0
SI	77.5 e	-	5.9	-	7.1	9.4	100.0 e	100.0	-	100.0
SK	1.5	-	20.8 u	4.3	31.4	42.0	100.0 u	47.2	52.8	100.0
FI	52.2	7.1	14.2	8.5 e	12.4	5.5	100.0	82.6	17.4	100.0
SE	7.3	-	60.3	30.5	-	2.0	100.0	100.0	-	100.0
UK	:	-	56.3 u	:	11.7	-	100.0 u	100.0	-	100.0
NO	46.0	-	8.8	26.1	18.7	0.5	100.0	100.0 e	-	100.0 e

Key : Not available; :n Not significant; - Not applicable or real zero or zero by default; 0 or 0.00 Less than half of the unit used; e Estimated value; u Unreliable or uncertain data: participant data complete for interventions covering >=80% but <100% of expenditure; p Provisional data; b Break in series

Source Eurostat (online data code: [lmp\\_partsumm](#))

### C.1.5 Share of LMP stocks by category (under 25s), 2009

eurostat	% total stock in categories 2-7							% total stock in categories 8-9		
	2 Training	3 Job rotation and job sharing	4 Employment incentives	5 Supported employment and rehabilitation	6 Direct job creation	7 Start-up incentives	LMP measures (Categories 2-7)	8 Out-of-work income maintenance and support	9 Early retirement	LMP supports (Categories 8-9)
EU-27	58.9 u	1.0 u	:	2.5 u	4.5 u	1.4 u	100.0 u	100.0 u	0.0 u	100.0 u
BE	:	-	:	:	:	:	:	100.0	-	100.0
BG	23.6	-	8.9	0.5	56.8	10.2 u	100.0 u	100.0	-	100.0
CZ	:	-	:	:	:	:	:	:	-	:
DK	67.9	:	19.2 u	12.9 e	-	-	100.0 u	100.0	-	100.0
DE	80.6 u	0.0	7.0 u	3.8 e	7.0 u	1.6 u	100.0 u	100.0 u	:	100.0 u
EE	84.7	-	4.9	6.8	-	3.6	100.0	100.0	-	100.0
IE	92.7 u	-	0.6 u	3.5	2.2	0.9	100.0 u	100.0	:	100.0 u
EL	:	-	:	-	-	:	:	:	-	:
ES	:	:	:	:	:	:	:	100.0	: n	100.0
FR	56.1 u	-	:	:	6.4	2.0 e	100.0 u	100.0 u	-	100.0 u
IT	80.2 u	0.7 u	19.1 u	-	- u	- u	100.0 u	100.0	-	100.0
CY	:	-	:	:	-	-	:	100.0	-	100.0
LV	48.8	-	20.7	-	30.4	0.2	100.0	100.0	-	100.0
LT	62.2	0.6	:	0.6	6.3	-	100.0 u	100.0 u	-	100.0 u
LU	22.0 u	-	71.3 e	: n	6.7	-	100.0 u	:	-	100.0 u
HU	:	-	:	-	:	:	:	100.0	-	100.0
MT	69.8	-	28.4	-	1.4	0.5	100.0	100.0	-	100.0
NL	:	-	8.6	81.2	-	-	100.0 u	:	-	:
AT	92.7	0.0	4.1	0.1	2.7	0.3	100.0	99.6	0.4	100.0
PL	:	:	:	:	:	:	:	100.0	-	100.0
PT	47.3 u	-	42.1	5.2	5.2 u	0.2 u	100.0 u	100.0	-	100.0
RO	23.3 u	-	60.1	-	16.6	: n	100.0 u	100.0	-	100.0
SI	70.7 e	-	16.6	-	4.3	8.4	100.0 e	100.0	-	100.0
SK	1.1	-	46.1 u	1.1	12.3	39.4	100.0 u	100.0	-	100.0
FI	70.1 e	6.1 e	4.0	12.0 e	5.4 e	2.5	100.0 e	100.0	-	100.0
SE	13.4	-	66.8	19.5	-	0.2	100.0	100.0	-	100.0
UK	:	-	:	:	:	-	:	100.0	-	100.0
NO	33.3	-	10.0	23.6	33.1	0.0	100.0	100.0 e	-	100.0 e

Key : Not available; :n Not significant; - Not applicable or real zero or zero by default; 0 or 0.00 Less than half of the unit used; e Estimated value; u Unreliable or uncertain data: participant data complete for interventions covering >=80% but <100% of expenditure; p Provisional data; b Break in series

Source Eurostat (online data code: [lmp\\_partsumm](#))

### C.1.6 Share of LMP stocks by category (women), 2009


eurostat	% total stock in categories 2-7							% total stock in categories 8-9		
	2 Training	3 Job rotation and job sharing	4 Employment incentives	5 Supported employment and rehabilitation	6 Direct job creation	7 Start-up incentives	LMP measures (Categories 2-7)	8 Out-of-work income maintenance and support	9 Early retirement	LMP supports (Categories 8-9)
EU-27	28.8 u	2.2 u	43.2 u	10.0 u	11.4 u	4.3 u	100.0 u	94.7 u	5.3 u	100.0 u
BE	15.3 u	-	51.2	:	30.9 u	0.2	100.0 u	79.5	20.5	100.0
BG	7.6	-	13.1	1.2	74.9	3.3 u	100.0 u	100.0	-	100.0
CZ	:	-	:	:	:	:	:	100.0	-	100.0
DK	39.2	:	15.1 u	45.8	-	-	100.0 u	68.0	32.0 u	100.0 u
DE	53.1 e	0.0	16.3 e	2.7	19.2 e	8.7 u	100.0 u	97.5	2.5	100.0
EE	89.7	-	2.1	0.9	0.5	6.8	100.0	100.0	-	100.0
IE	58.6 u	-	2.8	3.1	32.1	3.4	100.0 u	98.7	1.3	100.0
EL	:	-	:	-	-	:	:	:	:	:
ES	:	:	:	:	:	:	:	100.0	:	100.0 u
FR	:	-	:	:	:	:	:	99.4 u	0.6	100.0 u
IT	49.6 u	2.8 u	45.9 u	-	1.8 u	- u	100.0 u	87.6	12.4	100.0
CY	21.8 u	-	66.5 u	:	-	-	100.0 u	100.0	-	100.0
LV	46.8	-	15.3	-	37.4	0.6	100.0	100.0	-	100.0
LT	38.8	1.3	:	1.1	16.0	-	100.0 u	100.0 u	-	100.0 u
LU	5.6 u	-	87.8 e	: n	6.6	-	100.0 u	96.6 e	3.4	100.0 e
HU	:	-	:	-	:	:	:	100.0	-	100.0
MT	78.9	-	16.9	-	3.8	0.5	100.0	100.0	-	100.0
NL	:	-	15.0	68.5	-	-	100.0 u	:	-	:
AT	60.7	0.0	32.7	0.7	4.4	1.6	100.0	81.4	18.6	100.0
PL	0.4 u	-	26.7 u	70.4 u	1.9	0.7 e	100.0 u	71.0	29.0	100.0
PT	39.8 u	-	37.4	2.2	18.7 u	1.9 u	100.0 u	95.3	4.7	100.0
RO	26.9 u	-	62.7	-	10.4	: n	100.0 u	100.0	-	100.0
SI	73.9 e	-	7.5	-	10.3	8.3	100.0 e	100.0	-	100.0
SK	1.9	-	26.6 u	5.3	32.4	33.8	100.0 u	53.2	46.8	100.0
FI	49.5 e	9.8	14.6	8.2 e	12.8 e	4.9	100.0 e	79.4	20.6	100.0
SE	6.4	-	58.9	32.7	-	2.0	100.0	100.0	-	100.0
UK	:	-	:	:	:	-	:	100.0	-	100.0
NO	49.7	-	6.1	23.8	19.9	0.5	100.0	100.0 e	-	100.0 e

Key : Not available; :n Not significant; - Not applicable or real zero or zero by default; 0 or 0.00 Less than half of the unit used; e Estimated value; u Unreliable or uncertain data: participant data complete for interventions covering >=80% but <100% of expenditure; p Provisional data; b Break in series

Source Eurostat (online data code: [lmp\\_partsumm](#))

## C.2 LMP entrants by type of action, 2009


### C.2.1 LMP entrants by category (total), 2009

		<i>Number of participants</i>								
										
	2 Training	3 Job rotation and job sharing	4 Employment incentives	5 Supported employment and rehabilitation	6 Direct job creation	7 Start-up incentives	LMP measures (Categories 2-7)	8 Out-of-work income maintenance and support	9 Early retirement	LMP supports (Categories 8-9)
EU-27	5 876 585 u	99 486 u	:	873 798 u	2 021 240 u	665 442 u	12 704 080 u	:	:	:
BE	137 858 u	-	:	:	92 016 u	526 u	:	1 252 725	27 917	1 280 642
BG	12 140	-	4 436	633	73 806	31 425	122 440	288 353	-	288 353
CZ	41 747	-	4 714	8 707	4 834	2 281	62 283	501 749	-	501 749
DK	156 949	:	87 859 u	21 076 u	-	-	265 884 u	527 520	4 257 u	531 777 u
DE	1 795 717 u	48	464 265	34 781	730 371	206 504	3 231 686 u	:	40 822	:
EE	20 495	-	176	227	1 500	493	22 891	114 144	-	114 144
IE	72 926 u	-	:	2 523	32 923	:	108 372 u	754 228	75	754 303
EL	8 270 e	-	44 930 e	-	-	20 160 e	73 360 e	842 916	61 500	904 416
ES	716 089 u	88 556	:	40 307	226 005	:	:	9 514 129	39 101	9 553 230
FR	982 624 u	-	522 198 u	:	384 576	160 061 e	2 049 459 u	2 565 255 u	2 030	2 567 285 u
IT	:	:	:	-	578 u	5 446	:	:	:	:
CY	1 366	-	15 222	:	-	2	16 598 u	40 821	-	40 821
LV	32 499	-	4 817	-	31 208	266	68 790	83 223	-	83 223
LT	13 929	589	14 273 b	340	18 834	-	47 965 b	175 116 u	-	175 116 u
LU	1 185	-	4 383 e	1 433	584	25	7 610 e	116 118	552	116 670
HU	38 427	-	90 397	-	128 106	3 848	260 778	597 338	-	597 338
MT	6 585	-	986	-	136	42	7 749	:	-	:
NL	:	-	15 360	45 200	-	-	214 980 u	:	-	:
AT	907 528	63	96 857	19 052	25 370	19 128	1 067 998	1 226 827	60 612	1 287 439
PL	173 686	-	456 648 u	602 763	119 787	65 281	1 418 165 u	732 708	:	:
PT	278 147 b	-	28 341	1 868	55 151 p	1 673	365 180 b	355 840	:	355 840 u
RO	33 167 u	-	35 973	-	22 050	489 e	91 679 u	630 292	-	630 292
SI	73 496	-	4 722	-	4 795	10 875	93 888	130 805	-	130 805
SK	20 193	-	82 022	14 950	38 890	13 312	169 367	152 057	21 402	173 459
FI	149 095	10 230	19 544	26 078	29 720	7 195	241 862	388 970	11 809	400 779
SE	32 574	-	123 583	41 688	-	7 154	204 999	609 272	-	609 272
UK	:	-	:	:	:	-	:	344 284	-	344 284
NO	71 034	-	13 897	31 498	28 296	904	145 629	230 405 e	-	230 405 e

Key : Not available; :n Not significant; - Not applicable or real zero or zero by default; 0 or 0.00 Less than half of the unit used; e Estimated value; u Unreliable or uncertain data: participant data complete for interventions covering >=80% but <100% of expenditure; p Provisional data; b Break in series

Source Eurostat (online data code: [lmp\\_partsumm](#))

## C.2.2 LMP entrants by category (under 25s), 2009

								<i>Number of participants</i>		
	2	3	4	5	6	7	<b>LMP measures (Categories 2-7)</b>	8	9	<b>LMP supports (Categories 8-9)</b>
	Training	Job rotation and job sharing	Employment incentives	Supported employment and rehabilitation	Direct job creation	Start-up incentives		Out-of-work income maintenance and support	Early retirement	
EU-27	:	24 994 u	:	66 619 u	306 781 u	:	:	:	617 u	:
BE	47 441 u	-	:	:	10 900 u	50 u	:	200 893	-	200 893
BG	1 940	-	305	15	4 445	5 205	11 910	21 762	-	21 762
CZ	6 649	-	1 766 u	:	594 e	:	:	:	-	:
DK	33 956	:	12 869 u	1 202 u	-	-	48 027 u	73 988 u	-	73 988 u
DE	654 592 u	7	89 930 u	16 151 e	147 247 u	13 744 e	921 671 u	:	:	:
EE	2 176	-	45	122	28	28	2 399	18 824	-	18 824
IE	17 643 u	-	:	484	694	:	18 821 u	154 591 u	:	154 591 u
EL	:	-	:	-	-	:	:	:	-	:
ES	237 305 u	23 202	:	3 910	23 665	:	:	740 190 u	: n	740 190 u
FR	451 514 u	-	:	:	83 741	14 486 e	739 825 u	594 119 u	-	594 119 u
IT	:	:	:	-	- u	720 u	:	:	-	:
CY	:	-	590 u	:	-	: n	:	3 833	-	3 833
LV	5 452	-	1 566	-	3 405	19	10 442	9 144 u	-	9 144 u
LT	5 991	140	:	52	1 933	-	11 558 u	22 953 u	-	22 953 u
LU	455 e	-	619 e	132	165	: n	1 371 e	:	-	1 120 u
HU	11 211	-	:	-	:	:	:	56 086	-	56 086
MT	1 809	-	731	-	21	3	2 564	:	-	:
NL	:	-	2 070	8 990	-	-	13 250 u	:	-	:
AT	292 225	8	7 771	5 619	4 424	1 085	311 132	224 482	617	225 099
PL	:	: n	203 324 u	13 158 u	8 366	11 595 u	:	81 339 e	:	:
PT	55 536 u	-	13 705	1 097	5 688 u	38 u	76 064 u	33 523	-	33 523
RO	8 736 u	-	8 693	-	2 753	145 e	20 327 u	81 924	-	81 924
SI	6 709	-	1 147	-	239	853	8 948	6 898	-	6 898
SK	3 712	-	19 072 u	447	4 031	2 390	29 652 u	7 421	-	7 421
FI	44 248	1 637	1 491	8 318 e	2 884	724	59 302	45 633 u	-	45 633 u
SE	2 564	-	14 818	3 910	-	55	21 347	110 970 u	-	110 970 u
UK	:	-	:	:	:	-	:	141 995	-	141 995
NO	11 623	-	3 021	5 495	10 820	24	30 983	27 993 e	-	27 993 e

Key : Not available; : n Not significant; - Not applicable or real zero or zero by default; 0 or 0.00 Less than half of the unit used; e Estimated value; u Unreliable or uncertain data: participant data complete for interventions covering >=80% but <100% of expenditure; p Provisional data; b Break in series

Source Eurostat (online data code: [lmp\\_partsumm](#))

### C.2.3 LMP entrants by category (women), 2009

eurostat	Number of participants									
	2 Training	3 Job rotation and job sharing	4 Employment incentives	5 Supported employment and rehabilitation	6 Direct job creation	7 Start-up incentives	LMP measures (Categories 2-7)	8 Out-of-work income maintenance and support	9 Early retirement	LMP supports (Categories 8-9)
EU-27	2 597 781 u	79 663 u	:	371 170 u	965 814 u	:	:	:	:	:
BE	56 803 u	-	:	:	63 152 u	236 u	:	418 827	8 991	427 818
BG	5 019	-	2 586	307	42 516	14 322	64 750	148 090	-	148 090
CZ	23 526	-	2 879 u	:	2 113 e	:	:	216 673 u	-	216 673 u
DK	73 336	:	43 674 u	12 765 u	-	-	129 775 u	205 885 u	1 754 u	207 639 u
DE	728 523 u	25	186 416 e	13 579 e	290 229 e	73 773 e	1 292 545 u	:	17 780	:
EE	10 404	-	102	136	359	234	11 235	54 809	-	54 809
IE	:	-	:	1 037	18 436	:	:	262 307 u	21	262 328 u
EL	6 166 e	-	:	-	-	:	:	:	:	:
ES	383 485 u	71 556	:	17 891	121 525	:	:	3 735 164 u	13 192	3 748 356 u
FR	415 505 u	-	:	:	247 131	56 454 e	890 727 u	1 171 691 u	693	1 172 384 u
IT	:	:	:	-	344 u	1 890 u	:	:	:	:
CY	715	-	5 509 u	:	-	2	6 229 u	21 015	-	21 015
LV	19 526	-	2 404	-	14 557	162	36 649	37 344 u	-	37 344 u
LT	6 862	498	:	186	8 181	-	23 051 u	71 001 u	-	71 001 u
LU	499 e	-	1 650 e	878	220	: n	3 247 e	20 041 e	61	20 102 e
HU	19 553	-	:	-	:	:	:	254 034	-	254 034
MT	2 036	-	441	-	17	4	2 498	:	-	:
NL	:	-	5 930	19 240	-	-	32 960 u	:	-	:
AT	442 419	23	43 359	7 229	11 526	7 495	512 051	437 414	25 704	463 118
PL	75 570 u	-	280 177 u	244 898 u	60 062	23 961	684 668 u	325 603	:	:
PT	147 167 u	-	14 877	804	37 167 u	573 u	200 588 u	173 086	:	173 086 u
RO	19 315 u	-	18 187	-	6 289	198 e	43 989 u	234 650	-	234 650
SI	32 322	-	2 491	-	3 076	4 045	41 934	56 988	-	56 988
SK	10 352	-	37 156	7 875	19 686	4 815	79 884	65 435	8 208	73 643
FI	74 304	7 561	9 975	14 104 e	14 721	3 326	123 991	154 790 u	6 224	161 014 u
SE	12 379	-	53 398	23 165	-	3 117	92 059	269 773 u	-	269 773 u
UK	:	-	:	:	:	-	:	104 614	-	104 614
NO	36 036	-	5 574	14 710	15 352	464	72 136	95 576 e	-	95 576 e

Key : Not available; : n Not significant; - Not applicable or real zero or zero by default; 0 or 0.00 Less than half of the unit used; e Estimated value; u Unreliable or uncertain data: participant data complete for interventions covering >=80% but <100% of expenditure; p Provisional data; b Break in series

Source Eurostat (online data code: [lmp\\_partsumm](#))



## C.2.4 Share of LMP entrants by category (total), 2009

eurostat	% total entrants in categories 2-7							% total entrants in categories 8-9		
	2 Training	3 Job rotation and job sharing	4 Employment incentives	5 Supported employment and rehabilitation	6 Direct job creation	7 Start-up incentives	LMP measures (Categories 2-7)	8 Out-of-work income maintenance and support	9 Early retirement	LMP supports (Categories 8-9)
EU-27	46.3 u	0.8 u	:	6.9 u	15.9 u	5.2 u	100.0 u	:	:	:
BE	:	-	:	:	:	:	:	97.8	2.2	100.0
BG	9.9	-	3.6	0.5	60.3	25.7	100.0	100.0	-	100.0
CZ	67.0	-	7.6	14.0	7.8	3.7	100.0	100.0	-	100.0
DK	59.0	:	33.0 u	7.9 u	-	-	100.0 u	99.2	0.8 u	100.0 u
DE	55.6 u	0.0	14.4	1.1	22.6	6.4	100.0 u	:	:	:
EE	89.5	-	0.8	1.0	6.6	2.2	100.0	100.0	-	100.0
IE	67.3 u	-	:	2.3	30.4	:	100.0 u	100.0	0.0	100.0
EL	11.3 e	-	61.2 e	-	-	27.5 e	100.0 e	93.2	6.8	100.0
ES	:	:	:	:	:	:	:	99.6	0.4	100.0
FR	47.9 u	-	25.5 u	:	18.8	7.8 e	100.0 u	99.9 u	0.1	100.0 u
IT	:	:	:	-	:	:	:	:	:	:
CY	8.2	-	91.7	:	-	0.0	100.0 u	100.0	-	100.0
LV	47.2	-	7.0	-	45.4	0.4	100.0	100.0	-	100.0
LT	29.0	1.2	29.8 b	0.7	39.3	-	100.0 b	100.0 u	-	100.0 u
LU	15.6	-	57.6 e	18.8	7.7	0.3	100.0 e	99.5	0.5	100.0
HU	14.7	-	34.7	-	49.1	1.5	100.0	100.0	-	100.0
MT	85.0	-	12.7	-	1.8	0.5	100.0	:	-	:
NL	:	-	7.1	21.0	-	-	100.0 u	:	-	:
AT	85.0	0.0	9.1	1.8	2.4	1.8	100.0	95.3	4.7	100.0
PL	12.2	-	32.2 u	42.5	8.4	4.6	100.0 u	:	:	:
PT	76.2 b	-	7.8	0.5	15.1 p	0.5	100.0 b	100.0	:	100.0 u
RO	36.2 u	-	39.2	-	24.1	0.5 e	100.0 u	100.0	-	100.0
SI	78.3	-	5.0	-	5.1	11.6	100.0	100.0	-	100.0
SK	11.9	-	48.4	8.8	23.0	7.9	100.0	87.7	12.3	100.0
FI	61.6	4.2	8.1	10.8	12.3	3.0	100.0	97.1	2.9	100.0
SE	15.9	-	60.3	20.3	-	3.5	100.0	100.0	-	100.0
UK	:	-	:	:	:	-	:	100.0	-	100.0
NO	48.8	-	9.5	21.6	19.4	0.6	100.0	100.0 e	-	100.0 e

Key : Not available; :n Not significant; - Not applicable or real zero or zero by default; 0 or 0.00 Less than half of the unit used; e Estimated value; u Unreliable or uncertain data: participant data complete for interventions covering >=80% but <100% of expenditure; p Provisional data; b Break in series

Source Eurostat (online data code: [lmp\\_partsumm](#))

### C.2.5 Share of LMP entrants by category (under 25s), 2009

eurostat	% total entrants in categories 2-7							% total entrants in categories 8-9		
	2 Training	3 Job rotation and job sharing	4 Employment incentives	5 Supported employment and rehabilitation	6 Direct job creation	7 Start-up incentives	LMP measures (Categories 2-7)	8 Out-of-work income maintenance and support	9 Early retirement	LMP supports (Categories 8-9)
EU-27	:	:	:	:	:	:	:	:	:	:
BE	:	-	:	:	:	:	:	100.0	-	100.0
BG	16.3	-	2.6	0.1	37.3	43.7	100.0	100.0	-	100.0
CZ	:	-	:	:	:	:	:	:	-	:
DK	70.7	:	26.8 u	2.5 u	-	-	100.0 u	100.0 u	-	100.0 u
DE	71.0 u	0.0	9.8 u	1.8 e	16.0 u	1.5 e	100.0 u	:	:	:
EE	90.7	-	1.9	5.1	1.2	1.2	100.0	100.0	-	100.0
IE	93.7 u	-	:	2.6	3.7	:	100.0 u	100.0 u	:	100.0 u
EL	:	-	:	-	-	:	:	:	-	:
ES	:	:	:	:	:	:	:	100.0 u	: n	100.0 u
FR	61.0 u	-	:	:	11.3	2.0 e	100.0 u	100.0 u	-	100.0 u
IT	:	:	:	-	-	:	:	:	-	:
CY	:	-	:	:	-	:	:	100.0	-	100.0
LV	52.2	-	15.0	-	32.6	0.2	100.0	100.0 u	-	100.0 u
LT	51.8	1.2	:	0.4	16.7	-	100.0 u	100.0 u	-	100.0 u
LU	33.2 e	-	45.1 e	9.6	12.0	: n	100.0 e	:	-	100.0 u
HU	:	-	:	-	:	:	:	100.0	-	100.0
MT	70.6	-	28.5	-	0.8	0.1	100.0	:	-	:
NL	:	-	15.6	67.8	-	-	100.0 u	:	-	:
AT	93.9	0.0	2.5	1.8	1.4	0.3	100.0	99.7	0.3	100.0
PL	:	:	:	:	:	:	:	:	:	:
PT	73.0 u	-	18.0	1.4	7.5 u	0.0 u	100.0 u	100.0	-	100.0
RO	43.0 u	-	42.8	-	13.5	0.7 e	100.0 u	100.0	-	100.0
SI	75.0	-	12.8	-	2.7	9.5	100.0	100.0	-	100.0
SK	12.5	-	64.3 u	1.5	13.6	8.1	100.0 u	100.0	-	100.0
FI	74.6	2.8	2.5	14.0 e	4.9	1.2	100.0	100.0 u	-	100.0 u
SE	12.0	-	69.4	18.3	-	0.3	100.0	100.0 u	-	100.0 u
UK	:	-	:	:	:	-	:	100.0	-	100.0
NO	37.5	-	9.8	17.7	34.9	0.1	100.0	100.0 e	-	100.0 e

Key : Not available; :n Not significant; - Not applicable or real zero or zero by default; 0 or 0.00 Less than half of the unit used; e Estimated value; u Unreliable or uncertain data: participant data complete for interventions covering >=80% but <100% of expenditure; p Provisional data; b Break in series

Source Eurostat (online data code: [lmp\\_partsumm](#))

## C.2.6 Share of LMP entrants by category (women), 2009

eurostat	% total entrants in categories 2-7							% total entrants in categories 8-9		
	2 Training	3 Job rotation and job sharing	4 Employment incentives	5 Supported employment and rehabilitation	6 Direct job creation	7 Start-up incentives	Total LMP measures (categories 2-7)	8 Out-of-work income maintenance and support	9 Early retirement	Total LMP supports (categories 8-9)
EU-27	:	:	:	:	:	:	:	:	:	:
BE	:	-	:	:	:	:	:	97.9	2.1	100.0
BG	7.8	-	4.0	0.5	65.7	22.1	100.0	100.0	-	100.0
CZ	:	-	:	:	:	:	:	100.0 u	-	100.0 u
DK	56.5	:	33.7 u	9.8 u	-	-	100.0 u	99.2 u	0.8 u	100.0 u
DE	56.4 u	0.0	14.4 e	1.1 e	22.5 e	5.7 e	100.0 u	:	:	:
EE	92.6	-	0.9	1.2	3.2	2.1	100.0	100.0	-	100.0
IE	:	-	:	:	:	:	:	100.0 u	0.0	100.0 u
EL	:	-	:	-	-	:	:	:	:	:
ES	:	:	:	:	:	:	:	99.6 u	0.4	100.0 u
FR	46.6 u	-	:	:	27.7	6.3 e	100.0 u	99.9 u	0.1	100.0 u
IT	:	:	:	-	:	:	:	:	:	:
CY	11.5	-	88.4 u	:	-	0.0	100.0 u	100.0	-	100.0
LV	53.3	-	6.6	-	39.7	0.4	100.0	100.0 u	-	100.0 u
LT	29.8	2.2	:	0.8	35.5	-	100.0 u	100.0 u	-	100.0 u
LU	15.4 e	-	50.8 e	27.0	6.8	: n	100.0 e	99.7 e	0.3	100.0 e
HU	:	-	:	-	:	:	:	100.0	-	100.0
MT	81.5	-	17.7	-	0.7	0.2	100.0	:	-	:
NL	:	-	18.0	58.4	-	-	100.0 u	:	-	:
AT	86.4	0.0	8.5	1.4	2.3	1.5	100.0	94.4	5.6	100.0
PL	11.0 u	-	40.9 u	35.8 u	8.8	3.5	100.0 u	:	:	:
PT	73.4 u	-	7.4	0.4	18.5 u	0.3 u	100.0 u	100.0	:	100.0 u
RO	43.9 u	-	41.3	-	14.3	0.5 e	100.0 u	100.0	-	100.0
SI	77.1	-	5.9	-	7.3	9.6	100.0	100.0	-	100.0
SK	13.0	-	46.5	9.9	24.6	6.0	100.0	88.9	11.1	100.0
FI	59.9	6.1	8.0	11.4 e	11.9	2.7	100.0	96.1 u	3.9	100.0 u
SE	13.4	-	58.0	25.2	-	3.4	100.0	100.0 u	-	100.0 u
UK	:	-	:	:	:	-	:	100.0	-	100.0
NO	50.0	-	7.7	20.4	21.3	0.6	100.0	100.0 e	-	100.0 e

Key : Not available; :n Not significant; - Not applicable or real zero or zero by default; 0 or 0.00 Less than half of the unit used; e Estimated value; u Unreliable or uncertain data: participant data complete for interventions covering >=80% but <100% of expenditure; p Provisional data; b Break in series

Source Eurostat (online data code: [lmp\\_partsumm](#))

## C.3 Participant indicators, 2009

### C.3.1 Activation/support, 2009

Activation/support per 100 persons wanting to work

eurostat	Assisted activation (LMP sub-category 1.1.2)	Regular activation (LMP categories 2-7)							Support (LMP categories 8-9)		
		2 Training	3 Job rotation and job sharing	4 Employment incentives	5 Supported employment and rehabilitation	6 Direct job creation	7 Start-up incentives	Total (categories 2-7)	8 Out-of-work income maintenance and support	9 Early retirement	Total (categories 8-9)
EU-27	16.8 u	8.6 u	0.3 u	11.4 u	3.2 u	2.4 u	2.1 u	27.9 u	45.4 u	2.8 u	48.2 u
BE	53.7 u	22.0	-	39.5	6.5	27.8	0.2	96.0	121.1	37.1	158.2
BG	7.7	1.2	-	1.5	0.2	8.5	0.5 u	11.9 u	24.3	-	24.3
CZ	:	0.8	-	0.5	4.8	0.4	0.6	7.2	35.0	-	35.0
DK	-	20.4	0.1	9.7 e	20.9	-	-	51.0	39.6	14.9 e	54.5
DE	6.4 u	14.8	0.0	4.8	0.8	5.4	2.7 u	28.5 u	79.2	1.8	81.0
EE	0.6	1.8	-	0.0	0.0	0.0	0.2	2.1	27.6	-	27.6
IE	3.4 u	15.7 u	-	0.6	1.0	7.0	1.6	25.9 u	117.5	2.1	119.6
EL	:	0.3 e	-	10.9 e	-	-	4.3 e	15.5 e	45.9 e	:	45.9 u
ES	0.2	5.9 u	1.6	37.9	0.9	:	6.8 u	53.2 u	46.6	:	46.6 u
FR	101.1 u	16.4 u	-	:	4.1 e	6.3	4.1 e	42.0 u	66.5	0.7	67.2
IT	:	12.7 u	0.3 u	10.2 u	-	0.4 u	- u	23.6 u	23.5	5.6	29.1
CY	4.6	1.1 u	-	19.6	0.7	-	-	21.4 u	39.5	-	39.5
LV	0.0	1.4	-	0.6	-	1.5	0.0	3.6	18.7	-	18.7
LT	54.8 u	1.7	0.0	:	0.0	0.8	-	4.7 u	21.8 u	-	21.8 u
LU	-	2.3 u	-	43.4 e	0.2	2.8	-	48.8 u	54.5	4.1	58.6
HU	:	1.8	-	3.6	-	1.8	0.2	7.4	31.4	-	31.4
MT	-	2.0	-	0.3	-	0.4	0.0	2.8	41.0	-	41.0
NL	31.8 e	24.2 e	-	3.8	21.0	-	-	48.9 e	90.9 e	-	90.9 e
AT	41.9	18.7	0.0	11.4 e	0.3	1.2	0.6	32.2	44.9	7.8	52.8
PL	0.0 u	0.1	-	4.4 u	18.9	0.3	0.2 e	24.0 u	11.9	4.9	16.8
PT	-	12.9 u	-	12.6	0.9	5.0 u	1.0 u	32.4 u	53.3	4.9	58.2
RO	43.9	0.7	-	2.0	-	0.6	: n	3.3	24.2	-	24.2
SI	:	27.2 e	-	2.1	-	2.5	3.3	35.1 e	50.3	-	50.3
SK	:	0.2	-	3.3 u	0.7	4.9	6.6	15.6 u	12.3	13.8	26.0
FI	0.5	12.6	1.7	3.4	2.0 e	3.0	1.3	24.0	60.5	12.8	73.2
SE	67.5	1.6	-	13.0	6.6	-	0.4	21.6	37.6	-	37.6
UK	:	:	-	0.8 u	:	0.2	-	1.5 u	34.2	-	34.2
NO	1.2	11.7	-	2.2	6.6	4.8	0.1	25.4	37.3 e	-	37.3 e

Key : Not available; :n Not significant; - Not applicable or real zero or zero by default; 0 or 0.00 Less than half of the unit used; e Estimated value; u Unreliable or uncertain data; participant data complete for interventions covering >=80% but <100% of expenditure; p Provisional data; b Break in series

Source Eurostat (online data code: [lmp\\_ind\\_actsup](#))

### C.3.2 Activation/support (men), 2009

Activation/support per 100 persons wanting to work

eurostat	Assisted activation (LMP sub-category 1.1.2)	Regular activation (LMP categories 2-7)						Support (LMP categories 8-9)			
		2 Training	3 Job rotation and job sharing	4 Employment incentives	5 Supported employment and rehabilitation	6 Direct job creation	7 Start-up incentives	Total (categories 2-7)	8 Out-of-work income maintenance and support	9 Early retirement	Total (categories 8-9)
EU-27	:	8.6 u	0.1 u	9.0 u	3.3 u	2.2 u	2.0 u	25.2 u	53.0 u	3.7 u	56.7 u
BE	:	22.8 u	-	18.1	:	18.3 u	0.3	65.9 u	144.2	49.0	193.2
BG	7.1	1.3	-	1.1	0.2	6.1	0.5 u	9.2 u	21.6	-	21.6
CZ	:	0.7	-	0.4 u	:	0.5 e	:	:	39.5	-	39.5
DK	-	19.1	:	7.0 u	16.6	-	-	42.6 u	44.1	10.5 u	54.6 u
DE	6.6 u	16.9 e	0.0	5.7 e	1.0	6.3 e	3.4 u	33.3 u	97.3	2.0	99.3
EE	0.3	1.3	-	0.0	0.0	0.0	0.2	1.6	26.1	-	26.1
IE	:	10.4 u	-	0.4	0.9	4.9	1.8	18.5 u	123.7	2.5	126.2
EL	:	0.2 e	-	:	-	-	:	:	:	:	:
ES	0.1	5.5 u	0.6 e	:	1.1	-	:	:	53.2	:	53.2 u
FR	104.4 u	:	-	:	:	4.5	5.5 e	:	70.8 u	1.0	71.8 u
IT	:	15.1 u	0.1 u	13.2 u	-	0.4 u	- u	28.8 u	34.7	10.4	45.1
CY	3.3	1.3 u	-	2.2 u	:	-	-	4.3 u	39.9	-	39.9
LV	0.0	1.0	-	0.5	-	1.5	0.0	3.1	18.0	-	18.0
LT	52.2 u	1.3	0.0	:	0.0	0.8	-	3.7 u	21.9 u	-	21.9 u
LU	-	3.5 u	-	71.4 e	: n	3.8	-	78.7 u	106.8 e	9.4	116.2 e
HU	:	1.7	-	:	-	:	:	:	35.6	-	35.6
MT	-	3.0	-	0.4	-	0.8	0.1	4.3	69.5	-	69.5
NL	29.4 u	:	-	4.6	29.2	-	-	37.1 u	:	-	:
AT	51.7	20.0	0.1	10.7	0.5	1.2	0.7	33.1	60.4	8.6	69.0
PL	0.0 u	0.1 u	-	3.4 u	24.3 u	0.3	0.3 e	28.5 u	14.9	6.1	21.0
PT	-	12.2 u	-	12.3	1.0	3.5 u	1.3 u	30.4 u	52.5	7.3	59.8
RO	54.1 e	0.7 u	-	2.2	-	0.9	: n	3.7 u	29.9	-	29.9
SI	:	32.0 e	-	1.9	-	1.8	4.1	39.8 e	59.0	-	59.0
SK	:	0.2	-	2.6 u	0.6	5.0	8.2	16.5 u	14.1	18.3	32.4
FI	0.3 u	11.7 e	0.9	2.9	1.9 e	2.5 e	1.3	21.2 e	64.3	11.3	75.6
SE	68.6	1.9	-	14.6	6.8	-	0.5	23.8	36.2	-	36.2
UK	:	:	-	:	:	0.3	-	:	48.5	-	48.5
NO	1.3	9.5	-	2.7	6.5	4.0	0.1	22.8	43.2 e	-	43.2 e

Key : Not available; :n Not significant; - Not applicable or real zero or zero by default; 0 or 0.00 Less than half of the unit used; e Estimated value; u Unreliable or uncertain data: participant data complete for interventions covering >=80% but <100% of expenditure; p Provisional data; b Break in series

Source Eurostat (online data code: [lmp\\_ind\\_actsup](#))

### C.3.3 Activation/support (women), 2009

Activation/support per 100 persons wanting to work

eurostat	Assisted activation (LMP sub-category 1.1.2)	Regular activation (LMP categories 2-7)						Support (LMP categories 8-9)			
		2 Training	3 Job rotation and job sharing	4 Employment incentives	5 Supported employment and rehabilitation	6 Direct job creation	7 Start-up incentives	Total (categories 2-7)	8 Out-of-work income maintenance and support	9 Early retirement	Total (categories 8-9)
EU-27	:	6.3 u	0.5 u	9.4 u	2.2 u	2.5 u	0.9 u	21.8 u	33.4 u	1.9 u	35.2 u
BE	:	18.2 u	-	60.8	:	36.8 u	0.2	118.8 u	98.1	25.3	123.4
BG	8.3	1.1	-	1.9	0.2	11.1	0.5 u	14.9 u	27.2	-	27.2
CZ	:	1.0	-	0.6 u	:	0.4 e	:	:	31.2	-	31.2
DK	-	21.7	:	8.4 u	25.4	-	-	55.5 u	34.9	16.4 u	51.3 u
DE	6.1 u	12.6 e	0.0	3.9 e	0.6	4.5 e	2.1 u	23.7 u	60.9	1.5	62.5
EE	0.9	2.5	-	0.1	0.0	0.0	0.2	2.8	29.4	-	29.4
IE	:	19.8 u	-	0.9	1.1	10.8	1.2	33.8 u	106.1	1.4	107.5
EL	:	0.3 e	-	:	-	-	:	:	:	:	:
ES	0.1	6.3 u	2.5 e	:	0.7	-	:	:	40.2	:	40.2 u
FR	98.0 u	:	-	:	:	8.0	2.8 e	:	59.1 u	0.4	59.5 u
IT	:	8.6 u	0.5 u	8.0 u	-	0.3 u	- u	17.4 u	15.6	2.2	17.8
CY	5.7	0.9 u	-	2.7 u	:	-	-	4.1 u	39.2	-	39.2
LV	0.0	1.9	-	0.6	-	1.5	0.0	4.1	19.6	-	19.6
LT	58.5 u	2.2	0.1	:	0.1	0.9	-	5.6 u	21.6 u	-	21.6 u
LU	-	1.6 u	-	25.7 e	: n	1.9	-	29.2 u	21.3 e	0.7	22.0 e
HU	:	1.9	-	:	-	:	:	:	27.0	-	27.0
MT	-	1.1	-	0.2	-	0.1	0.0	1.5	16.0	-	16.0
NL	29.8 u	:	-	3.0	13.7	-	-	20.1 u	:	-	:
AT	33.1	17.5	0.0	9.4	0.2	1.3	0.4	28.8	31.0	7.1	38.1
PL	0.0 u	0.1 u	-	5.2 u	13.8 u	0.4	0.1 e	19.5 u	9.6	3.9	13.5
PT	-	13.6 u	-	12.8	0.8	6.4 u	0.6 u	34.3 u	54.0	2.6	56.7
RO	35.3 e	0.8 u	-	1.9	-	0.3	: n	3.0 u	19.5	-	19.5
SI	:	22.6 e	-	2.3	-	3.1	2.5	30.5 e	41.7	-	41.7
SK	:	0.3	-	3.9 u	0.8	4.8	5.0	14.7 u	10.5	9.3	19.8
FI	0.3 u	13.5 e	2.7	4.0	2.2 e	3.5 e	1.3	27.3 e	56.0	14.5	70.5
SE	66.4	1.2	-	11.3	6.3	-	0.4	19.2	39.2	-	39.2
UK	:	:	-	:	:	0.1	-	:	18.9	-	18.9
NO	1.1	14.1	-	1.7	6.7	5.6	0.1	28.3	30.8 e	-	30.8 e

Key : Not available; :n Not significant; - Not applicable or real zero or zero by default; 0 or 0.00 Less than half of the unit used; e Estimated value; u Unreliable or uncertain data: participant data complete for interventions covering >=80% but <100% of expenditure; p Provisional data; b Break in series

Source Eurostat (online data code: [lmp\\_ind\\_actsup](#))

### C.3.4 Activation of registered unemployed, 2009

Activation per 100 persons registered unemployed

eurostat	Activation per 100 persons registered unemployed						
	2 Training	3 Job rotation and job sharing	4 Employment incentives	5 Supported employment and rehabilitation	6 Direct job creation	7 Start-up incentives	Total (categories 2-7)
EU-27	:	:	:	:	:	:	:
BE	:	-	:	:	:	:	:
BG	1.4	-	2.3	0.3	12.8	:	16.8 u
CZ	0.9	-	0.6	0.0 e	0.5	0.7	2.7
DK	13.1	:	7.6 u	0.3 e	-	-	21.0 u
DE	5.9 u	0.0	4.3	0.3 u	4.5 u	3.1 u	18.2 u
EE	:	-	:	:	:	:	:
IE	7.5 u	-	0.5	:	2.5	1.2	11.7 u
EL	0.2 e	-	9.7 e	-	-	3.8 e	13.7 e
ES	:	:	:	:	:	:	:
FR	:	-	:	:	:	:	:
IT	:	:	:	-	:	-	:
CY	:	-	:	:	-	-	:
LV	:	-	:	-	:	:	:
LT	2.6	0.1	:	-	1.2	-	6.2 u
LU	:	-	:	:	:	-	:
HU	:	-	:	-	:	:	:
MT	:	-	:	-	:	:	:
NL	:	-	4.6	25.4	-	-	33.9 u
AT	31.9 u	0.0	2.0	:	1.3	0.5	35.7 u
PL	0.1 u	: n	7.4 u	- u	0.6	0.3 e	8.4 u
PT	7.8 u	-	12.5	0.3	4.2 u	1.0 u	25.7 u
RO	1.6 u	-	3.8 e	-	1.3 e	: n	6.7 u
SI	4.8	-	2.7 u	-	3.3	4.4	15.2 u
SK	0.3	-	:	0.5	5.4	7.2	15.7 u
FI	11.8 e	2.0	3.9	-	3.4	0.7	21.8 e
SE	1.4 u	-	:	8.8 u	-	0.6 u	22.0 u
UK	:	-	:	:	:	-	:
NO	:	-	:	:	:	:	:

Key : Not available; :n Not significant; - Not applicable or real zero or zero by default; 0 or 0.00 Less than half of the unit used; e Estimated value; u Unreliable or uncertain data: participant data complete for interventions covering  $\geq 80\%$  but  $< 100\%$  of expenditure; p Provisional data; b Break in series

Source Eurostat (online data code: [Imp\\_ind\\_actru](#))

### C.3.5 Activation of registered unemployed (men), 2009

Activation per 100 persons registered unemployed

eurostat	Activation per 100 persons registered unemployed						
	2 Training	3 Job rotation and job sharing	4 Employment incentives	5 Supported employment and rehabilitation	6 Direct job creation	7 Start-up incentives	Total (categories 2-7)
EU-27	:	:	:	:	:	:	:
BE	:	-	:	:	:	:	:
BG	1.4	-	2.1	0.3	11.6	:	15.5 u
CZ	0.7	-	0.4 u	0.0 e	0.6 e	:	1.7 u
DK	12.3	:	6.8 u	0.2 e	-	-	19.2 u
DE	6.1 u	0.0	4.7	0.3 u	4.8 u	3.5 u	19.4 u
EE	:	-	:	:	:	:	:
IE	5.9 u	-	0.3	:	2.4	1.4	10.0 u
EL	:	-	:	-	-	:	:
ES	:	:	:	:	:	:	:
FR	:	-	:	:	:	:	:
IT	:	:	:	-	:	:	:
CY	:	-	:	:	-	-	:
LV	:	-	:	-	:	:	:
LT	2.1	0.0	:	-	1.1	-	5.2 u
LU	:	-	:	-	:	-	:
HU	:	-	:	-	:	:	:
MT	:	-	:	-	:	:	:
NL	:	-	4.7	29.8	-	-	37.9 u
AT	28.1 u	0.0	1.4	:	1.2	0.6	31.2 u
PL	0.1 u	: n	4.9 u	- u	0.5 e	0.4 e	5.9 u
PT	6.7 u	-	12.8	0.4	2.9 u	1.4 u	24.2 u
RO	:	-	3.4 u	-	1.6 e	: n	5.0 u
SI	:	-	2.4 u	-	2.3	5.2	14.1 u
SK	0.2	-	:	:	5.2	8.4	16.0 u
FI	10.3 e	0.9	3.2	-	2.8 e	0.6	17.9 e
SE	1.6 u	-	:	8.2 u	-	:	21.9 u
UK	:	-	:	:	:	-	:
NO	:	-	:	:	:	:	:

Key : Not available; :n Not significant; - Not applicable or real zero or zero by default; 0 or 0.00 Less than half of the unit used; e Estimated value; u Unreliable or uncertain data: participant data complete for interventions covering  $\geq 80\%$  but  $< 100\%$  of expenditure; p Provisional data; b Break in series

Source Eurostat (online data code: [Imp\\_ind\\_actru](#))



### C.3.6 Activation of registered unemployed (women), 2009

Activation per 100 persons registered unemployed

eurostat	Activation per 100 persons registered unemployed						
	2 Training	3 Job rotation and job sharing	4 Employment incentives	5 Supported employment and rehabilitation	6 Direct job creation	7 Start-up incentives	Total (categories 2-7)
EU-27	:	:	:	:	:	:	:
BE	:	-	:	:	:	:	:
BG	1.4	-	2.4	0.2	13.8	:	17.8 u
CZ	1.2	-	0.7 u	0.0 e	0.4 e	:	2.4 u
DK	14.3	:	8.8 u	0.4 e	-	-	23.4 u
DE	5.7 u	0.0	3.9	0.2 u	4.2 u	2.7 u	16.7 u
EE	:	-	:	:	:	:	:
IE	10.4 u	-	0.7	:	2.7	0.9	15.0 u
EL	:	-	:	-	-	:	:
ES	:	:	:	:	:	:	:
FR	:	-	:	:	:	:	:
IT	:	:	:	-	:	:	:
CY	:	-	:	:	-	-	:
LV	:	-	:	-	:	:	:
LT	3.2	0.1	:	-	1.2	-	7.5 u
LU	:	-	:	-	:	-	:
HU	:	-	:	-	:	:	:
MT	:	-	:	-	:	:	:
NL	:	-	4.3	19.9	-	-	29.0 u
AT	36.6 u	0.0	2.7	:	1.5	0.5	41.3 u
PL	0.1 u	: n	10.0 u	- u	0.7 e	0.2 e	11.0 u
PT	8.7 u	-	12.2	0.3	5.2 u	0.6 u	27.0 u
RO	:	-	4.2 u	-	0.9 e	: n	5.0 u
SI	:	-	3.1 u	-	4.3	3.4	16.3 u
SK	0.3	-	:	:	5.5	5.8	15.5 u
FI	13.6 e	3.2	4.8	-	4.2 e	0.8	26.7 e
SE	1.1 u	-	:	9.7 u	-	:	22.0 u
UK	:	-	:	:	:	-	:
NO	:	-	:	:	:	:	:

Key : Not available; :n Not significant; - Not applicable or real zero or zero by default; 0 or 0.00 Less than half of the unit used; e Estimated value; u Unreliable or uncertain data: participant data complete for interventions covering  $\geq 80\%$  but  $< 100\%$  of expenditure; p Provisional data; b Break in series

Source Eurostat (online data code: [Imp\\_ind\\_actru](#))

### C.3.7 Activation of long-term registered unemployed, 2009

Activation per 100 persons long-term registered unemployed

eurostat	Activation per 100 persons long-term registered unemployed						
	2 Training	3 Job rotation and job sharing	4 Employment incentives	5 Supported employment and rehabilitation	6 Direct job creation	7 Start-up incentives	Total (categories 2-7)
EU-27	:	:	:	:	:	:	:
BE	:	-	:	:	:	:	:
BG	11.9	-	15.2	1.5	32.4	:	61.2 u
CZ	:	-	:	:	:	:	:
DK	:	:	:	:	-	-	:
DE	4.1 u	0.0	3.2	0.3 u	5.2 u	0.6 u	13.4 u
EE	:	-	:	:	:	:	:
IE	:	-	0.9 u	:	7.0	1.5	17.5 u
EL	:	-	:	-	-	:	:
ES	:	:	:	:	:	:	:
FR	:	-	:	:	:	:	:
IT	:	:	:	-	:	-	:
CY	:	-	:	:	-	-	:
LV	:	-	:	-	:	:	:
LT	4.1	0.0	:	-	1.4	-	9.4 b
LU	:	-	:	:	:	-	:
HU	:	-	:	-	:	:	:
MT	:	-	:	-	:	-	:
NL	:	-	0.8	26.7	-	-	32.7 e
AT	28.4 u	0.0	3.0	:	2.8	0.3	34.5 u
PL	:	:	:	-	:	:	:
PT	4.7 b	-	:	0.6	4.2 p	0.6	18.8 b
RO	1.5 e	-	3.5 e	-	1.7 e	: n	6.6 e
SI	4.5	-	3.8 u	-	6.0	2.9	17.2 u
SK	0.2	-	:	0.7	10.9	6.5	21.0 u
FI	:	:	:	-	:	:	:
SE	1.0 u	-	:	3.0 e	-	0.5 u	10.4 e
UK	:	-	:	:	:	-	:
NO	:	-	:	:	:	:	:

Key : Not available; :n Not significant; - Not applicable or real zero or zero by default; 0 or 0.00 Less than half of the unit used; e Estimated value; u Unreliable or uncertain data: participant data complete for interventions covering  $\geq 80\%$  but  $< 100\%$  of expenditure; p Provisional data; b Break in series

Source Eurostat (online data code: [Imp\\_ind\\_actru](#))

### C.3.8 Activation of long-term registered unemployed (men), 2009

Activation per 100 persons long-term registered unemployed

eurostat	Activation per 100 persons long-term registered unemployed						
	2 Training	3 Job rotation and job sharing	4 Employment incentives	5 Supported employment and rehabilitation	6 Direct job creation	7 Start-up incentives	Total (categories 2-7)
EU-27	:	:	:	:	:	:	:
BE	:	-	:	:	:	:	:
BG	16.0	-	13.3	1.8	24.9	:	56.1 u
CZ	:	-	:	:	:	:	:
DK	:	:	:	:	-	-	:
DE	5.0 u	0.0	3.6	0.3 u	5.7 u	0.7 u	15.5 u
EE	:	-	:	:	:	:	:
IE	:	-	0.6 u	:	6.5	1.7	14.8 u
EL	:	-	:	-	-	:	:
ES	:	:	:	:	:	:	:
FR	:	-	:	:	:	:	:
IT	:	:	:	-	:	:	:
CY	:	-	:	:	-	-	:
LV	:	-	:	-	:	:	:
LT	3.9	-	:	-	1.3	-	8.9 u
LU	:	-	:	-	:	-	:
HU	:	-	:	-	:	:	:
MT	:	-	:	-	:	-	:
NL	:	-	1.0	34.3	-	-	39.5 u
AT	27.3 u	0.0	2.2	:	2.5	0.3	32.2 u
PL	-	:	:	-	:	:	:
PT	3.6 u	-	:	0.8	3.4 u	0.9 u	16.2 u
RO	:	-	:	-	:	:	:
SI	:	-	3.2 u	-	4.4	3.4	14.5 u
SK	0.1 e	-	:	:	12.0	8.1	23.0 u
FI	:	:	:	-	:	:	:
SE	1.1 u	-	:	3.1 u	-	:	11.1 u
UK	:	-	:	:	:	-	:
NO	:	-	:	:	:	:	:

Key : Not available; :n Not significant; - Not applicable or real zero or zero by default; 0 or 0.00 Less than half of the unit used; e Estimated value; u Unreliable or uncertain data: participant data complete for interventions covering  $\geq 80\%$  but  $< 100\%$  of expenditure; p Provisional data; b Break in series

Source Eurostat (online data code: [Imp\\_ind\\_actru](#))

### C.3.9 Activation of long-term registered unemployed (women), 2009

Activation per 100 persons long-term registered unemployed

eurostat	Activation per 100 persons long-term registered unemployed						
	2 Training	3 Job rotation and job sharing	4 Employment incentives	5 Supported employment and rehabilitation	6 Direct job creation	7 Start-up incentives	Total (categories 2-7)
EU-27	:	:	:	:	:	:	:
BE	:	-	:	:	:	:	:
BG	9.2	-	16.5	1.2	37.5	:	64.6 u
CZ	:	-	:	:	:	:	:
DK	:	:	:	:	-	-	:
DE	3.3 u	0.0	2.7	0.2 u	4.6 u	0.4 u	11.3 u
EE	:	-	:	:	:	:	:
IE	:	-	1.5 u	:	8.0	1.1	23.2 u
EL	:	-	:	-	-	:	:
ES	:	:	:	:	:	:	:
FR	:	-	:	:	:	:	:
IT	:	:	:	-	:	:	:
CY	:	-	:	:	-	-	:
LV	:	-	:	-	:	:	:
LT	4.3	0.0	:	-	1.5	-	10.0 u
LU	:	-	:	-	:	-	:
HU	:	-	:	-	:	:	:
MT	:	-	:	-	:	-	:
NL	:	-	0.6	18.8	-	-	25.7 u
AT	30.1 u	0.0	4.3	:	3.3	0.4	38.0 u
PL	-	:	:	-	:	:	:
PT	5.5 u	-	:	0.5	4.7 u	0.4 u	20.5 u
RO	:	-	:	-	:	:	:
SI	:	-	4.3 u	-	7.6	2.4	19.8 u
SK	0.2 e	-	:	:	9.9	5.1	19.2 u
FI	:	:	:	-	:	:	:
SE	0.9 u	-	:	2.9 u	-	:	9.5 u
UK	:	-	:	:	:	-	:
NO	:	-	:	:	:	:	:

Key : Not available; :n Not significant; - Not applicable or real zero or zero by default; 0 or 0.00 Less than half of the unit used; e Estimated value; u Unreliable or uncertain data: participant data complete for interventions covering  $\geq 80\%$  but  $< 100\%$  of expenditure; p Provisional data; b Break in series

Source Eurostat (online data code: [Imp\\_ind\\_actru](#))

### C.3.10 Timely activation, 2009

%

eurostat	Assisted activation (LMP sub-category 1.1.2)	Regular activation (LMP categories 2-7)						Total (categories 2-7)
		2 Training	3 Job rotation and job sharing	4 Employment incentives	5 Supported employment and rehabilitation	6 Direct job creation	7 Start-up incentives	
EU-27	:	:	:	:	:	:	:	:
BE	:	:	-	:	:	:	:	:
BG	:	81.2	-	91.7	86.7	94.7	:	94.4 u
CZ	:	:	-	77.1 u	96.5	64.8 e	:	95.0 u
DK	-	98.1	:	97.5 u	99.9 u	-	-	98.1 u
DE	88.1 u	95.6 u	93.8	87.0	92.1	80.6 u	94.3	90.9 u
EE	:	:	-	:	:	:	:	:
IE	:	:	-	:	:	6.5	:	:
EL	60.5	:	-	:	-	-	:	:
ES	:	:	:	:	:	:	:	:
FR	:	:	-	:	:	62.6	64.6 e	:
IT	:	:	:	:	-	:	:	:
CY	92.6	:	-	: n	:	-	:	:
LV	82.3	87.0	-	77.5	-	69.8	87.2	78.6
LT	94.8 u	85.4	96.1	:	-	91.9	-	89.8 u
LU	-	:	-	:	: n	:	: n	:
HU	:	72.4	-	:	-	:	:	:
MT	-	78.8 e	-	56.8	-	5.9	78.6	74.8 e
NL	63.4 u	:	-	59.8	57.8	-	-	85.1 u
AT	:	97.8 u	92.1	98.5	:	95.2	99.4	97.9 u
PL	:	-	- n	:	-	:	:	:
PT	86.1	91.0 u	-	:	74.5	72.2 u	84.4 u	87.3 u
RO	-	83.3 u	-	88.6 e	-	70.5	47.9 e	82.1 u
SI	:	92.4 u	-	65.4 u	-	27.6	87.0	87.1 u
SK	61.5 e	75.6	-	:	98.4	15.8	72.8	72.5 u
FI	:	:	:	:	-	:	:	:
SE	:	97.0 u	-	:	:	-	:	:
UK	:	:	-	:	:	:	-	:
NO	:	:	-	:	:	:	:	:

Key : Not available; :n Not significant; - Not applicable or real zero or zero by default; 0 or 0.00 Less than half of the unit used; e Estimated value; u Unreliable or uncertain data: participant data complete for interventions covering >=80% but <100% of expenditure; p Provisional data; b Break in series

Source Eurostat (online data code: [lmp\\_ind\\_actime](#))

C.3.11 Timely activation (men), 2009

%

eurostat	Assisted activation (LMP sub-category 1.1.2)	Regular activation (LMP categories 2-7)						Total (categories 2-7)
		2 Training	3 Job rotation and job sharing	4 Employment incentives	5 Supported employment and rehabilitation	6 Direct job creation	7 Start-up incentives	
EU-27	:	:	:	:	:	:	:	:
BE	:	:	-	:	:	:	:	:
BG	:	81.9	-	92.4	86.8	95.3	:	94.7 u
CZ	:	:	-	78.0 u	:	50.0 e	:	: u
DK	-	98.1	:	97.1 u	99.9 u	-	-	97.9 u
DE	89.0 u	95.7 u	-	87.6	92.1	81.5 u	94.0	91.1 u
EE	:	:	-	:	:	:	:	:
IE	:	:	-	:	:	7.2	:	:
EL	44.5	:	-	:	-	-	:	:
ES	:	:	:	:	:	:	:	:
FR	:	:	-	:	:	64.3	67.6 e	:
IT	:	:	:	:	-	:	:	:
CY	90.0	:	-	: n	:	-	-	:
LV	85.7	89.4	-	80.3 u	-	74.4	91.3	81.0 u
LT	95.0 u	85.0	96.7	:	-	95.2	-	91.8 u
LU	-	:	-	:	-	:	: n	:
HU	:	68.4	-	:	-	:	:	:
MT	-	74.0 e	-	52.5	-	4.2	76.3	70.2 e
NL	68.9 u	:	-	65.1	58.2	-	-	61.1 u
AT	:	97.5 u	92.5	98.3	:	94.9	99.4	97.6 u
PL	:	-	- n	:	-	:	:	:
PT	88.0	94.0 u	-	:	77.0	73.1 u	84.5 u	90.7 u
RO	-	:	-	:	-	:	:	:
SI	:	:	-	66.9 u	-	29.4	88.2	90.5 u
SK	64.8 e	79.1	-	:	:	14.0	74.0	74.4 u
FI	:	:	:	:	-	:	:	:
SE	:	97.0 u	-	:	:	-	:	:
UK	:	:	-	:	:	:	-	:
NO	:	:	-	:	:	:	:	:

Key : Not available; :n Not significant; - Not applicable or real zero or zero by default; 0 or 0.00 Less than half of the unit used; e Estimated value; u Unreliable or uncertain data: participant data complete for interventions covering >=80% but <100% of expenditure; p Provisional data; b Break in series

Source Eurostat (online data code: [lmp\\_ind\\_actime](#))

### C.3.12 Timely activation (women), 2009

%

eurostat	Assisted activation (LMP sub-category 1.1.2)	Regular activation (LMP categories 2-7)						Total (categories 2-7)
		2 Training	3 Job rotation and job sharing	4 Employment incentives	5 Supported employment and rehabilitation	6 Direct job creation	7 Start-up incentives	
EU-27	:	:	:	:	:	:	:	:
BE	:	:	-	:	:	:	:	:
BG	:	80.3	-	91.2	86.6	94.3	:	94.1 u
CZ	:	:	-	76.0 u	:	83.8 e	:	: u
DK	-	98.2	:	97.8 u	100.0 u	-	-	98.2 u
DE	87.1 u	95.1 u	88.0	86.1	92.1	79.2 u	94.8	90.2 u
EE	:	:	-	:	:	:	:	:
IE	:	:	-	:	:	5.9	:	:
EL	70.9	:	-	:	-	-	:	:
ES	:	:	:	:	:	:	:	:
FR	:	:	-	:	:	61.7	58.9 e	:
IT	:	:	:	:	-	:	:	:
CY	94.0	:	-	: n	:	-	:	:
LV	79.5	85.4	-	74.8 u	-	64.5	84.6	76.4 u
LT	92.5 u	85.9	96.0	:	-	87.5	-	87.5 u
LU	-	:	-	:	-	:	: n	:
HU	:	76.2	-	:	-	:	:	:
MT	-	89.7 e	-	62.1	-	17.6	-	84.4 e
NL	57.4 u	:	-	51.3	57.2	-	-	54.8 u
AT	:	98.1 u	91.3	98.2	:	95.6	99.5	98.1 u
PL	:	-	- n	:	-	:	:	:
PT	84.7	88.3 u	-	:	71.3	71.8 u	83.6 u	84.4 u
RO	-	:	-	:	-	:	:	:
SI	:	:	-	64.0 u	-	26.6	85.1	82.9 u
SK	57.8 e	72.4	-	:	:	17.6	70.8	70.5 u
FI	:	:	:	:	-	:	:	:
SE	:	97.1 u	-	:	:	-	:	:
UK	:	:	-	:	:	:	-	:
NO	:	:	-	:	:	:	:	:

Key : Not available; :n Not significant; - Not applicable or real zero or zero by default; 0 or 0.00 Less than half of the unit used; e Estimated value; u Unreliable or uncertain data: participant data complete for interventions covering >=80% but <100% of expenditure; p Provisional data; b Break in series

Source Eurostat (online data code: [lmp\\_ind\\_actime](#))

C.4.1 LMP participants by intervention and by type of action, 2009: Belgium

Number of participants

eurostat	Category, intervention number and name		Men and women						Women			Notes
			Total			Under 25s			Total			
			16 Stock	17 Entrants	18 Exits	16 Stock	17 Entrants	18 Exits	16 Stock	17 Entrants	18 Exits	
<b>1</b>	<b>Labour market services</b>		<b>308 002 u</b>	:	:	:	:	:	:	:	:	
1.1	25	Active jobsearch workshop (BCR)	11 853	11 853	:	1 851	1 851	:	6 153	6 153	:	
	30	Regional employment missions (WR)	6 601	:	:	:	:	:	3 522	:	:	
	50	Partnership for childcare for jobseekers (BCR)	:	790	790	:	121	121	:	742	742	
	54	[Component] Pathway to work (FR) - Regular jobseekers	90 703	85 399	74 714	36 420	35 451	30 855	42 545	37 390	35 322	
	54	[Component] Pathway to work (FR) - Disabled jobseekers	14 542	9 897	9 298	5 037	3 346	3 044	6 196	4 005	4 135	
	58	Crèches facilities (WR)	426	:	:	:	:	:	201	:	:	
	60	Restructuring support programme (retraining units) (WR)	3 442	:	:	:	:	:	:	:	:	
	65	Re-employment fund (FR)	1 493	:	:	:	:	:	520	:	:	
	68	Vocational integration (BCR)	50 753	47 692	:	11 392	:	:	25 719	23 748	:	
	77	Vocational guidance (WR)	111 188	:	:	:	:	:	:	:	:	
	78	Vocational project contract (BCR)	17 001	10 722	9 633	4 109	2 754	2 399	9 234	5 740	5 279	
<b>2</b>	<b>Training</b>		<b>126 405</b>	<b>137 858 u</b>	<b>126 873 u</b>	<b>45 927 u</b>	<b>47 441 u</b>	<b>42 624 u</b>	<b>52 205 u</b>	<b>56 803 u</b>	<b>52 688 u</b>	
2.1	3	Encouraging the unemployed to resume studying (FED)	2 481	2 953	2 248	645	922	720	1 514	1 837	1 458	
	40	[Component] Vocational training (FR) - Vocational training	26 343	49 837	40 620	9 966	19 568	16 128	12 244	21 452	18 826	
	40	[Component] Vocational training (FR) - Vocational training for disabled	3 716	6 376	4 750	1 424	2 458	1 884	1 501	2 664	2 037	
	41	Vocational training (WR)	46 414	38 913	39 115	14 882	12 456	12 644	22 431	18 515	18 779	
	42	Vocational training (BCR)	3 430	9 521	8 885	:	1 851	1 734	1 749	4 534	4 125	
	43	Vocational training allowances (FED)	17 911	44 669	44 230	4 980	13 301	13 117	7 347	16 466	16 382	1
	44	Vocational training (GC)	:	:	:	:	:	:	:	:	:	
	64	Training cheques for vocational integration (BCR)	6 229	6 229	6 229	810	810	810	3 741	3 741	3 741	
	75	Driving licences grants (WR)	790	:	:	:	:	:	:	:	:	
	114	Vocational training centres for disabled people (WR)	1 342	:	:	:	:	:	385	:	:	
	130	Vocational training contract for disabled (BCR)	56	114	102	:	30	20	26	52	48	
	148	Mobilisation plan for ICT (WR)	8 299	11 058	10 026	:	:	:	:	:	:	
2.2	13	Training and integration contract (WR)	11 753	7 095	7 552	6 286	3 646	3 937	3 606	2 329	2 335	
	106	Vocational training contracts (WR)	706	:	:	:	:	:	508	:	:	
	113	Reception and training units in enterprises of adapted work (WR)	108	:	:	:	:	:	36	:	:	
	129	Training and integration contract (BCR)	68	73	77	:	11	7	56	63	62	
	135	Formation by work in companies (WR)	4 203	:	2 529 e	1 471	:	:	1 499	:	:	
	136	Vocational training contracts (BCR)	38	:	:	14	:	:	16	:	:	
2.4	10	Alternance training (WR)	10 429	5 689	4 740	10 429	5 689	4 740	2 893	1 616	1 277	
2.A	83	Adjustment for double counting	- 17 911	- 44 669	- 44 230	- 4 980	- 13 301	- 13 117	- 7 347	- 16 466	- 16 382	



C.4.1 LMP participants by intervention and by type of action, 2009: Belgium

Number of participants

eurostat	Category, intervention number and name	Men and women						Women			Notes
		Total			Under 25s			Total			
		16 Stock	17 Entrants	18 Exits	16 Stock	17 Entrants	18 Exits	16 Stock	17 Entrants	18 Exits	
<b>3</b>	<b>Job rotation and job sharing</b>	-	-	-	-	-	-	-	-	-	
<b>4</b>	<b>Employment incentives</b>	<b>226 363</b>	:	:	:	:	:	<b>174 649</b>	:	:	
4.1	26 Relocation allowances for the unemployed (BCR)	-	-	-	-	-	-	-	-	-	2
	28 Transition-to-work subsidy (BCR)	66	66	:	59	59	:	30	30	:	
	61 Activa (FED)	63 876	213 783	201 703	6 024	18 565	16 851	37 449	123 354	117 243	
	70 Recruitment of unemployed persons in the context of economic expansion (BCR)	28	:	:	-	:	:	15	:	:	
	73 Insertion enterprises (FR)	2 227	849	859	129	138	89	1 855	667	685	
	88 Activa Start - activation of unemployment benefits for first jobs (FED)	428	1 045	1 114	422	1 033	1 094	72	178	182	
	90 Back-to-work bonus for people aged 50+ (FED)	8 774	6 109	4 804	-	-	-	2 995	2 144	1 620	
	92 Insertion through temporary work (FED)	5	: n	: n	3	: n	: n	3	: n	: n	
	93 CPAS contract - art.60 of CPAS Law (FED)	21 704	:	:	4 197	:	:	10 569	:	:	
	94 Tutorial grant - art.61 of CPAS Law (FED)	436	:	:	109	:	:	160	:	:	
	95 Recruitment of workers dismissed after restructuring - reduced social contributions (FED)	2 004	5 536	6 211	14	28	32	420	1 076	1 216	
	104 Insertion enterprises (WR)	1 927	1 400	786	:	:	:	1 643	1 222	651	
	109 Premiums for tutoring disabled workers (WR)	377	:	:	:	:	:	256	:	:	
	110 Integration premiums when hiring disabled people (WR)	822	:	:	:	:	:	546	:	:	
	116 Discovery internship for people with disabilities (WR)	111	:	:	:	:	:	50	:	:	
	118 Back-to-work bonus 50+ (FR)	3 141	:	:	-	-	-	987	:	:	
	126 Service vouchers (FED)	120 324	:	:	:	:	:	117 557	:	:	
	137 Integration premiums and convention 26 (BCR)	113	:	:	4	:	:	42	:	:	
	150 Employment in a firm (GC)	: n	: n	: n	: n	: n	: n	: n	: n	: n	
4.2	96 Reimbursement of outplacement costs in case of restructuring and cheques (FED)	-	: n	: n	-	: n	: n	-	: n	: n	

C.4.1 LMP participants by intervention and by type of action, 2009: Belgium

Number of participants

eurostat	Category, intervention number and name	Men and women						Women			Notes
		Total			Under 25s			Total			
		16 Stock	17 Entrants	18 Exits	16 Stock	17 Entrants	18 Exits	16 Stock	17 Entrants	18 Exits	
<b>5</b>	<b>Supported employment and rehabilitation</b>	<b>37 189</b>	:	:	:	:	:	:	:	:	
5.1	66 Social workshops (FR)	3 526	984	521	10	42	12	1 428	305	173	
	84 Sheltered work place (FR)	13 475	1 862	1 766	898	130	124	3 721	726	689	
	86 Flemish support bonus (FR)	5 827	2 174	1 193	692	691	251	1 833	882	420	3
	100 Sheltered work (FED)	423	244	336	2	1	4	159	93	135	4
	105 Provisions to keep workers within enterprises of adapted work (WR)	104	:	:	:	:	:	:	:	:	
	108 Compensation premium (WR)	3 036	:	:	:	:	:	911	:	:	
	111 Interventions in the travel costs of disabled workers (WR)	289	:	:	:	:	:	93	:	:	
	112 Adaptation of the work station (WR)	8	:	:	:	:	:	1	:	:	
	115 Enterprises of adapted work (WR)	8 345	:	:	:	:	:	:	:	:	
	119 Interventions in the travel costs of disabled workers (FR)	341	:	:	:	:	:	:	:	:	
	120 Adaptation of the work station or work tools (FR)	265	:	:	:	:	:	:	:	:	
	140 Enterprises of adapted work (BCR)	1 550	:	:	:	:	:	:	:	:	
	151 Employment in a sheltered workshop (GC)	: n	: n	: n	: n	: n	: n	: n	: n	: n	
	152 Adaptation of the workplace to the needs of employees with disabilities	-	-	-	-	-	-	-	-	-	2

C.4.1 LMP participants by intervention and by type of action, 2009: Belgium

Number of participants

eurostat	Category, intervention number and name	Men and women						Women			Notes
		Total			Under 25s			Total			
		16 Stock	17 Entrants	18 Exits	16 Stock	17 Entrants	18 Exits	16 Stock	17 Entrants	18 Exits	
<b>6</b>	<b>Direct job creation</b>	<b>159 318</b>	<b>92 016 u</b>	<b>85 535 u</b>	<b>13 869 u</b>	<b>10 900 u</b>	<b>8 134 u</b>	<b>105 623 u</b>	<b>63 152 u</b>	<b>59 577 u</b>	
14	[Component] Third working circuit (FR, WR, BCR) - FR	856	151	138	14	24	15	589	107	102	
14	[Component] Third working circuit (FR, WR, BCR) - WR	: n	: n	: n	: n	: n	: n	: n	: n	: n	
14	[Component] Third working circuit (FR, WR, BCR) - BCR	-	-	-	-	-	-	-	-	-	
19	Promoting employment in the non-market sector - FBI (FED)	1 234	:	:	:	:	:	:	:	:	
21	Local employment agencies (FED)	26 180	9 279	14 555	228	580	684	18 637	5 275	9 402	5
27	Transition-to-work scheme (WEP+) (FR)	2 487	2 972	2 815	293	483	375	1 345	1 478	1 539	
52	First job agreement in projects of public interest (BCR)	299	150	154	298	150	153	20	8	11	
63	[Component] Support for the promotion of employment (APE) - Market and non-market sectors (WR) - APE Local institutions	32 516	7 624	3 427	5 030	1 870	824	21 280	5 605	2 584	
63	[Component] Support for the promotion of employment (APE) - Market and non-market sectors (WR) - APE Non-market	20 145	7 182	4 971	2 877	1 631	1 059	14 241	5 123	3 442	
63	[Component] Support for the promotion of employment (APE) - Market and non-market sectors (WR) - APE Market	1 081	580	177	408	318	55	288	142	45	
63	[Component] Support for the promotion of employment (APE) - Market and non-market sectors (WR) - APE Education	4 317	2 433	2 249	893	536	484	3 540	2 002	1 835	
71	Transition-to-work scheme (BCR)	673	:	:	77	:	:	374	:	:	
72	Transition-to-work scheme (WR)	7 177	3 380	3 695	1 559	761	798	4 119	2 059	2 217	
89	Transition-to-work scheme (FED)	4 414	16 659	14 908	616	2 279	2 117	2 869	10 867	9 803	
91	Social integration units - SINE (FED)	10 436	37 395	37 019	389	1 307	1 244	7 935	27 977	27 694	
121	First job agreement in projects of public interest - learning work experience in Brussels public services (BCR)	135 e	135 e	6 e	134 e	134 e	6 e	7 e	7 e	- e	6
127	[Component] Subsidised contractors (GC) - Local authorities	407	68	66	18	:	:	218	:	:	
127	[Component] Subsidised contractors (GC) - VoG	361	73	69	28	:	:	260	:	:	
128	Transition-to-work scheme (GC)	7	9	13	1	: n	: n	1	: n	: n	
133	Subsidised contractors (BCR)	9 865	1 939	:	426	254	:	5 953	1 239	:	
134	[Component] Subsidised contractors (FR) - General	6 462	1 100	1 007	489	452	277	5 051	893	793	
134	[Component] Subsidised contractors (FR) - Contingent	29 441	:	:	:	:	:	18 610	:	:	
147	Local service economy (FR)	826	887	266	91	121	43	286	370	110	

### C.4.1 LMP participants by intervention and by type of action, 2009: Belgium

eurostat Category, intervention number and name		Men and women						Women			Notes
		Total			Under 25s			Total			
		16 Stock	17 Entrants	18 Exits	16 Stock	17 Entrants	18 Exits	16 Stock	17 Entrants	18 Exits	
<b>7</b>	<b>Start-up incentives</b>	<b>1 366</b>	<b>526 u</b>	<b>110 u</b>	<b>145 u</b>	<b>50 u</b>	<b>4 u</b>	<b>650</b>	<b>236 u</b>	<b>51 u</b>	
34	Loans for unemployed persons (FED)	526	526	110	50	50	4	236	236	51	
45	Support for the creation and management of enterprises (BCR)	802	:	:	95	:	:	389	:	:	
107	Premium for independent workers (WR)	38	:	:	:	:	:	25	:	:	
<b>8</b>	<b>Out-of-work income maintenance and support</b>	<b>694 274</b>	<b>1 252 725</b>	<b>1 217 100</b>	<b>88 224</b>	<b>200 893</b>	<b>198 225</b>	<b>281 722</b>	<b>418 827</b>	<b>414 182</b>	
8.1	37 Unemployment benefit (FED)	432 840	475 083	443 645	65 267	116 444	110 797	202 986	224 033	218 847	
8.2	144 Temporary unemployment for economic reasons (FED)	210 865	708 030	700 169	20 617	77 155	79 665	38 525	141 162	138 881	
8.3	39 Part-time workers receiving income guarantee allowance (FED)	50 569	69 612	73 286	2 340	7 294	7 763	40 211	53 632	56 454	
8.4	97 6 months income for dismissed workers in the case of restructuring (FED)	: n	: n	: n	: n	: n	: n	: n	: n	: n	
8.5	145 Enterprise closure fund (FED)	: n	: n	: n	: n	: n	: n	: n	: n	: n	
<b>9</b>	<b>Early retirement</b>	<b>212 863</b>	<b>27 917</b>	<b>:</b>	<b>-</b>	<b>-</b>	<b>-</b>	<b>72 768</b>	<b>8 991</b>	<b>:</b>	
9.1	38 Early retirement by collective agreement (FED)	117 511	16 797	:	-	-	-	26 136	4 143	:	
	99 Partial early retirement (FED)	582	244	285	-	-	-	104	39	34	
9.2	123 Benefits for older unemployed exempt from jobsearch (FED)	94 770	10 876	15 356	-	-	-	46 528	4 809	4 903	
<b>2-7</b>	<b>Total LMP measures (categories 2-7)</b>	<b>550 641</b>	<b>:</b>	<b>:</b>	<b>:</b>	<b>:</b>	<b>:</b>	<b>341 272 u</b>	<b>:</b>	<b>:</b>	
<b>8-9</b>	<b>Total LMP supports (categories 8-9)</b>	<b>907 137</b>	<b>1 280 642</b>	<b>1 232 741 u</b>	<b>88 224</b>	<b>200 893</b>	<b>198 225</b>	<b>354 490</b>	<b>427 818</b>	<b>419 119 u</b>	

Key : Not available; :n Not significant; - Not applicable or real zero or zero by default; 0 or 0.00 Less than half of the unit used; e Estimated value; u Unreliable or uncertain data: participant data complete for interventions covering >=80% but <100% of expenditure; p Provisional data; b Break in series

Source Eurostat (online data code: [lmp\\_partme\\_be](#))

1 All participants are double-counted with measures BE-40 to BE-42 and BE-44 (see BE-83).

2 Intervention not applied in 2009.

3 Stock: end-year figure.

4 Scheme abolished since July 2004, but unemployment benefits are paid to employees who started to work before that date (and until the end of their employment contract).

5 This intervention is being replaced by the Service vouchers (BE-126).

6 Data refer to 2008.

C.4.2 LMP participants by intervention and by type of action, 2009: Bulgaria

Number of participants

eurostat	Category, intervention number and name		Men and women						Women			Notes
			Total			Under 25s			Total			
			16 Stock	17 Entrants	18 Exits	16 Stock	17 Entrants	18 Exits	16 Stock	17 Entrants	18 Exits	
<b>1</b>	<b>Labour market services</b>		<b>39 122</b>	<b>481 339</b>	<b>386 780</b>	<b>4 990</b>	<b>62 097</b>	<b>47 093</b>	<b>20 247</b>	<b>248 587</b>	<b>214 660</b>	
1.1	2	Individual case-management	39 122	469 466	385 111	4 990	59 877	46 545	20 247	242 958	213 800	
	62	[Component] Activation of Inactive Persons National Programme - Activation and inclusion on the labour market of inactive and discouraged person	-	11 873	1 669	-	2 220	548	-	5 629	860	
<b>2</b>	<b>Training</b>		<b>6 145</b>	<b>12 140</b>	<b>14 632</b>	<b>1 000</b>	<b>1 940</b>	<b>2 286</b>	<b>2 734</b>	<b>5 019</b>	<b>8 082</b>	
2.1	5	Vocational training courses organised by the EA	4 378	7 902	7 867	659	1 190	1 317	1 651	2 980	4 271	
	8	Vocational training and social inclusion of school dropouts	8	109	108	7	97	96	6	75	75	
	12	Regional programmes for literacy, vocational training and employment in public benefit activities	375	607	607	24	39	39	224	362	362	
	42	[Component] Welfare to work - Training	-	-	-	-	-	-	-	-	-	
	43	[Component] Employment for teachers in the training of disabled children - Training	-	-	-	-	-	-	-	-	-	1
	44	[Component] Beautiful Bulgaria -	170	2 130	1 988	21	259	242	53	666	621	
	46	[Component] Programme for training and employment of disabled persons - Training	-	-	-	-	-	-	-	-	-	
	49	[Component] Incentives for employers to hire unemployment benefit recipients in part-time working arrangements -	-	-	-	-	-	-	-	-	-	2
	54	[Component] Assistants for people with disabilities - Training	-	-	-	-	-	-	-	-	-	
	56	National programme for literacy and qualification training of Roma people	310	837	1 059	84	227	287	216	584	739	
	58	"Optimism" Project	2	-	11	-	-	1	2	-	8	
2.4	14	Incentives for employers to provide internships for unemployed people aged under 29	198	121	756	116	71	152	115	70	517	
	15	Incentives for employers to provide internships for the acquisition of qualifications	323	183	1 702	21	12	57	274	155	1 219	
	60	Increasing employability through apprenticeship (Art. 55d of the EPA)	381	251	534	68	45	95	193	127	270	
<b>3</b>	<b>Job rotation and job sharing</b>		<b>-</b>	<b>-</b>	<b>-</b>	<b>-</b>	<b>-</b>	<b>-</b>	<b>-</b>	<b>-</b>	<b>-</b>	

C.4.2 LMP participants by intervention and by type of action, 2009: Bulgaria

Number of participants

eurostat	Category, intervention number and name		Men and women						Women			Notes
			Total			Under 25s			Total			
			16 Stock	17 Entrants	18 Exits	16 Stock	17 Entrants	18 Exits	16 Stock	17 Entrants	18 Exits	
<b>4</b>	<b>Employment incentives</b>		<b>7 744</b>	<b>4 436</b>	<b>9 795</b>	<b>379</b>	<b>305</b>	<b>1 414</b>	<b>4 732</b>	<b>2 586</b>	<b>6 218</b>	
4.1	18	Incentives for employers to hire unemployed people aged under 29	1 171	1 011	1 678	-	-	930	516	445	803	
	19	Incentives for employers to hire long-term unemployed	248	141	366	4	2	8	142	81	251	
	20	Encouraging employer micro-enterprises to provide new jobs by subsidising the first 5 places	414	421	652	53	54	65	216	220	365	
	21	Incentives for employers to hire unemployed people as part-timers	909	847	1 570	88	82	141	447	417	835	
	22	Incentives for employers to create jobs for unemployed single parents with children up to 3 years old	466	307	693	138	91	170	452	298	681	
	23	Incentives for employers to hire older unemployed	1 025	564	1 550	-	-	-	554	305	997	
	24	Support in retirement	2 216	192	1 718	-	-	-	1 512	131	1 149	
	46	[Component] Programme for training and employment of disabled persons - Employment	730	367	601	-	-	24	414	208	330	
	48	Encouraging geographical mobility of the unemployed	251	390	467	18	28	68	192	299	381	
	49	[Component] Incentives for employers to hire unemployment benefit recipients in part-time working arrangements -	-	-	-	-	-	-	-	-	-	2
	50	[Component] Entrepreneurship promotion - Employment	-	-	-	:	:	:	:	:	:	
	55	Providing employment to unemployed persons who received monthly social benefits ("bonus")	20	3	65	7	1	8	13	2	38	
	59	Incentives for employers to create jobs for unemployed single parents with children between 3 and 5 years of age	294	193	435	71	47	-	274	180	388	
<b>5</b>	<b>Supported employment and rehabilitation</b>		<b>922</b>	<b>633</b>	<b>1 480</b>	<b>22</b>	<b>15</b>	<b>17</b>	<b>447</b>	<b>307</b>	<b>767</b>	
5.1	27	Incentives for employers to create jobs for unemployed people with permanently reduced capacity to work	922	633	1 480	22	15	17	447	307	767	

C.4.2 LMP participants by intervention and by type of action, 2009: Bulgaria

Number of participants

eurostat	Category, intervention number and name	Men and women						Women			Notes
		Total			Under 25s			Total			
		16 Stock	17 Entrants	18 Exits	16 Stock	17 Entrants	18 Exits	16 Stock	17 Entrants	18 Exits	
<b>6</b>	<b>Direct job creation</b>	<b>43 361</b>	<b>73 806</b>	<b>76 501</b>	<b>2 412</b>	<b>4 445</b>	<b>5 098</b>	<b>27 116</b>	<b>42 516</b>	<b>42 249</b>	
28	Employment in public administration for young people with university degree	279	448	298	157	252	225	183	295	171	
29	Employment in support of the Bulgarian theatre	262	290	309	27	30	11	146	162	199	
42	[Component] Welfare to work - Employment	24 209	51 800	51 756	1 394	2 983	3 163	12 819	27 428	26 407	
43	[Component] Employment for teachers in the training of disabled children - Direct job creation	1	-	3	-	-	-	1	-	2	1
44	[Component] Beautiful Bulgaria -	657	2 121	2 121	80	258	492	236	763	860	
53	Teachers for vacation	244	-	503	10	-	18	188	-	376	
54	[Component] Assistants for people with disabilities - Direct job creation	9 217	10 944	12 467	552	656	976	6 276	7 452	8 672	
57	"Maternity Support" Programme	4 148	2 125	4 055	21	11	31	3 803	1 948	3 756	
62	[Component] Activation of Inactive Persons National Programme - Roma mediator	70	70	70	23	23	23	46	46	45	
63	Aesculapius Programme	122	57	149	9	4	-	109	51	128	
64	New Opportunity for Employment Programme	854	2 152	971	50	126	57	408	1 029	464	
66	Family-based Social Services National Programme	3 298	3 799	3 799	89	102	102	2 901	3 342	1 169	
<b>7</b>	<b>Start-up incentives</b>	<b>2 577 u</b>	<b>31 425</b>	<b>30 734</b>	<b>431 u</b>	<b>5 205</b>	<b>5 144 u</b>	<b>1 177 u</b>	<b>14 322</b>	<b>14 043 u</b>	
26	Entrepreneurship promotion for people with reduced capacity	:	250	: n	:	5	:	:	87	:	
31	Employment through business support (JOBS)	2 543	30 520	30 331	430	5 163	5 131	1 160	13 922	13 835	
32	Vocational training for beneficiaries of the "Micro-credit guarantee fund"	-	-	-	-	-	-	-	-	-	
33	Encouraging entrepreneurship among agricultural producers	-	252	-	-	24	-	-	105	-	
50	[Component] Entrepreneurship promotion - Business start-up	34	403	403	1	13	13	17	208	208	

## C.4.2 LMP participants by intervention and by type of action, 2009: Bulgaria

eurostat		Category, intervention number and name	Men and women						Women			Notes
			Total			Under 25s			Total			
			16 Stock	17 Entrants	18 Exits	16 Stock	17 Entrants	18 Exits	16 Stock	17 Entrants	18 Exits	
<b>8</b>		<b>Out-of-work income maintenance and support</b>	<b>123 596</b>	<b>288 353</b>	<b>225 737</b>	<b>6 170</b>	<b>21 762</b>	<b>16 711</b>	<b>66 181</b>	<b>148 090</b>	<b>124 214</b>	
8.1	37	Unemployment benefits	114 862	265 773	203 035	5 832	20 390	15 339	61 290	137 015	113 289	
	61	Long-Term Unemployment Benefit (art. 54i of Social Insurance Code)	3 501	1 652	1 793	-	-	-	2 398	1 133	997	
8.2	65	Compensation for short-time working	4 871	19 485	19 485	326	1 303	1 303	2 232	8 929	8 929	
8.3	38	Part-time unemployment benefits	362	1 443	1 424	12	69	69	261	1 013	999	
8.4	36	Redundancy compensation	-	-	-	-	-	-	-	-	-	2
<b>9</b>		<b>Early retirement</b>	<b>-</b>	<b>-</b>	<b>-</b>	<b>-</b>	<b>-</b>	<b>-</b>	<b>-</b>	<b>-</b>	<b>-</b>	
<b>2-7</b>		<b>Total LMP measures (categories 2-7)</b>	<b>60 749 u</b>	<b>122 440</b>	<b>133 142</b>	<b>4 244 u</b>	<b>11 910</b>	<b>13 959 u</b>	<b>36 206 u</b>	<b>64 750</b>	<b>71 359 u</b>	
<b>8-9</b>		<b>Total LMP supports (categories 8-9)</b>	<b>123 596</b>	<b>288 353</b>	<b>225 737</b>	<b>6 170</b>	<b>21 762</b>	<b>16 711</b>	<b>66 181</b>	<b>148 090</b>	<b>124 214</b>	

Key : Not available; :n Not significant; - Not applicable or real zero or zero by default; 0 or 0.00 Less than half of the unit used; e Estimated value; u Unreliable or uncertain data: participant data complete for interventions covering >=80% but <100% of expenditure; p Provisional data; b Break in series

Source Eurostat (online data code: [lmp\\_partme\\_bg](#))

1 Intervention coming to an end.

2 Intervention not applied in 2009.



### C.4.3 LMP participants by intervention and by type of action, 2009: Czech Republic

Number of participants

eurostat	Category, intervention number and name		Men and women						Women			Notes
			Total			Under 25s			Total			
			16 Stock	17 Entrants	18 Exits	16 Stock	17 Entrants	18 Exits	16 Stock	17 Entrants	18 Exits	
<b>1</b>	<b>Labour market services</b>		:	<b>76</b>	:	:	<b>1 e</b>	:	:	<b>46</b>	:	
1.1	6	Vocational rehabilitation of persons with working limitations	:	76	:	:	1	:	:	46	:	
<b>2</b>	<b>Training</b>		<b>4 475</b>	<b>41 747</b>	<b>39 216</b>	<b>707 e</b>	<b>6 649</b>	<b>6 146</b>	<b>2 850</b>	<b>23 526</b>	<b>22 157</b>	
2.1	2	Retraining of the registered unemployed	4 475	41 747	39 216	707 e	6 649	6 146	2 850	23 526	22 157	
<b>3</b>	<b>Job rotation and job sharing</b>		-	-	-	-	-	-	-	-	-	
<b>4</b>	<b>Employment incentives</b>		<b>2 823</b>	<b>4 714</b>	<b>5 894</b>	<b>1 063 u</b>	<b>1 766 u</b>	<b>1 867 u</b>	<b>1 732 u</b>	<b>2 879 u</b>	<b>3 303 u</b>	
4.1	7	Subsidised new working places (SÚMP)	2 783	4 623	5 225	1 058 e	1 757 e	1 858 e	1 728 e	2 871 e	3 295 e	
	19	Allowance for on-the-job training	17	65	80	:	:	:	:	:	:	
4.2	4	Contribution to employer for partial coverage of employees wages due to conversion to the new production program	13	26	26	5	9	9	4	8	8	
	18	Allowance for transporting employees	10	-	563	:	:	:	:	:	:	1
<b>5</b>	<b>Supported employment and rehabilitation</b>		<b>26 033</b>	<b>8 707</b>	:	:	:	:	:	:	:	
5.1	5	Contribution to employers for establishing and running sheltered workshops and working places	1 227	6 213	1 582	33 e	168 e	50 e	511 e	2 587 e	939 e	
	16	Contribution to the employer whose more than 50% of employees are disabled persons	24 806	2 494	:	:	:	:	:	:	:	
<b>6</b>	<b>Direct job creation</b>		<b>2 376</b>	<b>4 834</b>	<b>4 662</b>	<b>292 e</b>	<b>594 e</b>	<b>581 e</b>	<b>1 038 e</b>	<b>2 113 e</b>	<b>2 088 e</b>	
	8	Public works programme (VPP)	2 376	4 834	4 662	292 e	594 e	581 e	1 038 e	2 113 e	2 088 e	
<b>7</b>	<b>Start-up incentives</b>		<b>3 160</b>	<b>2 281</b>	<b>1 896</b>	:	:	:	:	:	:	
	12	Contribution to registered unemployed with working limitations for working equipment when starting self-employment	102	45	55	:	:	:	:	:	:	
	13	Self employment - publicly beneficial working places (SVC SÚPM)	3 058	2 236	1 841	:	:	:	:	:	:	
	17	Bridging allowance	12	1	163	:	:	:	:	:	:	1,2
7.A	20	Adjustment for double counting, category 7	- 12	- 1	- 163	:	:	:	:	:	:	

### C.4.3 LMP participants by intervention and by type of action, 2009: Czech Republic

eurostat		Category, intervention number and name	Men and women						Women			Notes
			Total			Under 25s			Total			
			16 Stock	17 Entrants	18 Exits	16 Stock	17 Entrants	18 Exits	16 Stock	17 Entrants	18 Exits	
<b>8</b>		<b>Out-of-work income maintenance and support</b>	<b>188 069</b>	<b>501 749</b>	<b>290 892</b>	:	:	:	<b>90 307</b>	<b>216 673 u</b>	<b>113 272 u</b>	
8.1	3	Unemployment benefit for registered unemployed	188 069	461 885	251 204	:	:	:	90 307	216 673	113 272	3
8.5	10	Protection of employees due to insolvency of the employer	-	39 864	39 688	-	:	:	-	:	:	
<b>9</b>		<b>Early retirement</b>	<b>-</b>	<b>-</b>	<b>-</b>	<b>-</b>	<b>-</b>	<b>-</b>	<b>-</b>	<b>-</b>	<b>-</b>	
<b>2-7</b>		<b>Total LMP measures (categories 2-7)</b>	<b>38 867</b>	<b>62 283</b>	<b>:</b>	<b>:</b>	<b>:</b>	<b>:</b>	<b>:</b>	<b>:</b>	<b>:</b>	
<b>8-9</b>		<b>Total LMP supports (categories 8-9)</b>	<b>188 069</b>	<b>501 749</b>	<b>290 892</b>	<b>:</b>	<b>:</b>	<b>:</b>	<b>90 307</b>	<b>216 673 u</b>	<b>113 272 u</b>	

Key : Not available; :n Not significant; - Not applicable or real zero or zero by default; 0 or 0.00 Less than half of the unit used; e Estimated value; u Unreliable or uncertain data: participant data complete for interventions covering >=80% but <100% of expenditure; p Provisional data; b Break in series

Source Eurostat (online data code: [lmp\\_partme\\_cz](#))

- 1 Intervention coming to an end.
- 2 All participants are double-counted with CZ-13.
- 3 Data includes persons receiving unemployment benefits during retraining (CZ-2).

C.4.4 LMP participants by intervention and by type of action, 2009: Denmark

Number of participants

eurostat	Category, intervention number and name		Men and women						Women			Notes
			Total			Under 25s			Total			
			16 Stock	17 Entrants	18 Exits	16 Stock	17 Entrants	18 Exits	16 Stock	17 Entrants	18 Exits	
<b>1</b>	<b>Labour market services</b>		:	:	:	:	:	:	:	:		
<b>2</b>	<b>Training</b>		<b>64 906</b>	<b>156 949</b>	<b>148 745</b>	<b>9 718</b>	<b>33 956</b>	<b>29 668</b>	<b>33 796</b>	<b>73 336</b>	<b>70 464</b>	
2.1	8	Education and training	9 204	17 665	19 086	883	2 230	1 826	6 004	8 338	9 511	
	9	Specially arranged activation	38 725	123 423	113 951	7 816	29 148	25 827	19 662	56 416	52 940	
	33	Education of immigrants	7 905	12 564	10 531	1 018	2 576	2 014	4 962	7 068	5 917	
2.4	31	Adult apprenticeship support	9 072	3 297	5 177	1	2	1	3 168	1 514	2 096	
<b>3</b>	<b>Job rotation and job sharing</b>		<b>180</b>	:	:	:	:	:	:	:	:	
3.1	38	Job rotation scheme	180	:	:	:	:	:	:	:	:	
<b>4</b>	<b>Employment incentives</b>		<b>30 798 e</b>	<b>87 859 u</b>	<b>79 047 u</b>	<b>2 747 u</b>	<b>12 869 u</b>	<b>10 726 u</b>	<b>13 000 u</b>	<b>43 674 u</b>	<b>40 404 u</b>	
4.1	6	Wage subsidies	9 870	21 588	16 524	739	2 422	1 455	4 957	10 338	8 321	
	7	Practical work training in enterprises	14 067	66 125	62 368	2 008	10 447	9 271	7 780	33 249	31 992	
	26	Servicejobs	421	146	155	-	-	-	263	87	91	
	30	Support of disabled	6 400 e	:	:	:	:	:	:	:	:	
	39	Seniorjob	40	:	:	-	:	:	:	:	:	
<b>5</b>	<b>Supported employment and rehabilitation</b>		<b>66 514</b>	<b>21 076 u</b>	<b>20 609 u</b>	<b>1 845 e</b>	<b>1 202 u</b>	<b>825 u</b>	<b>39 469</b>	<b>12 765 u</b>	<b>12 274 u</b>	
5.1	21	Flex jobs, including flex jobs for self-employed	51 366	11 775	10 578	423	320	171	30 905	7 138	6 024	
	22	Wage subsidies for recipients of early retirement pension (formerly known as light jobs)	5 454	1 334	1 294	144	138	65	2 257	575	568	
5.2	20	Rehabilitation	7 780	7 967	8 737	447	744	589	5 252	5 052	5 682	
	28	Pre-rehabilitation	1 914 e	:	:	831 e	:	:	1 055 e	:	:	
<b>6</b>	<b>Direct job creation</b>		-	-	-	-	-	-	-	-	-	
<b>7</b>	<b>Start-up incentives</b>		-	-	-	-	-	-	-	-	-	
<b>8</b>	<b>Out-of-work income maintenance and support</b>		<b>126 157</b>	<b>527 520</b>	<b>457 471</b>	<b>13 065</b>	<b>73 988 u</b>	<b>64 618 u</b>	<b>54 173</b>	<b>205 885 u</b>	<b>182 697 u</b>	
8.1	2	Social assistance (unemployment)	23 811	103 360	96 732	7 126	41 843	38 844	9 845	43 503	41 813	
	29	Unemployment allowance	11 372	14 303	11 980	106	232	151	7 439	8 805	7 465	
8.5	25	Wage earners guarantee fund	-	34 694	34 694	-	:	:	-	:	:	
8Mixed	1	Unemployment insurance	90 974	375 163	314 065	5 833	31 913	25 623	36 889	153 577	133 419	1

#### C.4.4 LMP participants by intervention and by type of action, 2009: Denmark

eurostat		Category, intervention number and name	Men and women						Women			Notes
			Total			Under 25s			Total			
			16 Stock	17 Entrants	18 Exits	16 Stock	17 Entrants	18 Exits	16 Stock	17 Entrants	18 Exits	
<b>9</b>	<b>Early retirement</b>		<b>47 637 e</b>	<b>4 257 u</b>	<b>13 738 u</b>	-	-	-	<b>25 529 u</b>	<b>1 754 u</b>	<b>8 058 u</b>	
9.2	24	Early retirement pay, from unemployment	42 637	4 257	13 738	-	-	-	25 529	1 754	8 058	2
	32	Flex allowance	5 000 e	:	:	-	-	-	:	:	:	
<b>2-7</b>	<b>Total LMP measures (categories 2-7)</b>		<b>162 398</b>	<b>265 884 u</b>	<b>248 401 u</b>	<b>14 310 u</b>	<b>48 027 u</b>	<b>41 219 u</b>	<b>86 265 u</b>	<b>129 775 u</b>	<b>123 142 u</b>	
<b>8-9</b>	<b>Total LMP supports (categories 8-9)</b>		<b>173 794</b>	<b>531 777 u</b>	<b>471 209 u</b>	<b>13 065</b>	<b>73 988 u</b>	<b>64 618 u</b>	<b>79 702 u</b>	<b>207 639 u</b>	<b>190 755 u</b>	

Key : Not available; :n Not significant; - Not applicable or real zero or zero by default; 0 or 0.00 Less than half of the unit used; e Estimated value; u Unreliable or uncertain data: participant data complete for interventions covering >=80% but <100% of expenditure; p Provisional data; b Break in series

Source Eurostat (online data code: [lmp\\_partme\\_dk](#))

1 The breakdown of recipients by type of benefit (full-time, part-time, partial) is not known so all recipients are shown as receiving full-time benefits, which are the most important.

2 Data cover only recipients of early retirement pay coming directly from unemployment, which corresponds to around 40% of all recipients.

C.4.5 LMP participants by intervention and by type of action, 2009: Germany

Number of participants

eurostat	Category, intervention number and name	Men and women						Women			Notes
		Total			Under 25s			Total			
		16 Stock	17 Entrants	18 Exits	16 Stock	17 Entrants	18 Exits	16 Stock	17 Entrants	18 Exits	
<b>1</b>	<b>Labour market services</b>	<b>345 565 u</b>	<b>4 268 988</b>	<b>3 989 136 u</b>	<b>57 017 u</b>	<b>931 242 u</b>	<b>889 868 u</b>	<b>164 449 u</b>	<b>1 974 763 e</b>	<b>1 852 943 u</b>	
1.1	35 Counselling and placement assistance	-	211 487	211 487	-	47 746 e	47 746 e	-	110 361 e	110 361 e	1
	43 Placement voucher	-	77 179	77 179	-	12 575 e	12 575 e	-	28 986 e	28 986 e	
	47 Placement by third parties by order of PES	120 314	213 978	375 002	9 486 e	26 238 e	38 033 e	60 190 e	101 154 e	189 988 e	
	64 Assessment of chances (Profiling)	:	:	:	:	:	:	:	:	:	
	65 Specialised integration services	:	69 278	:	:	:	:	:	44 379	:	
	67 Integration agreement	-	:	:	-	:	:	-	:	:	
	75 Other additional services	49 399	93 085	152 369	15 718 e	20 588 e	41 383 e	21 950 e	38 943 e	67 417 e	
	76 Accompanying services	39 944	77 261	64 438	6 257 e	12 601 e	10 656 e	19 764 e	36 992 e	30 868 e	
	86 Aptitude tests / vocational guidance	1 073	11 154	11 031	686	6 308	6 324	409	4 076	4 023	
	91 Distance study	7	30	45	3	14	19	2	5	10	
	92 Other rehabilitation related assistance	234	5 219	5 101	87	1 715	1 669	106	2 492	2 440	
	99 Socio-pedagogical accompaniment	463	685	1 143	456	676 e	1 131 e	154	258	404	
	106 Individual re-integration budget	-	2 345 046	2 190 849	-	540 416 e	511 573 e	-	1 120 550	1 051 406	
	107 [Component] Activation and re-integration interventions -	17 841	95 358	63 565	2 877	18 820	13 172	7 626 e	39 561 e	26 070 e	
	107 [Component] Activation and re-integration interventions -	15 834	143 145	112 582	2 832	26 316	20 865	7 555 e	66 405	52 098 e	
	107 [Component] Activation and re-integration interventions -	18 250	232 580	192 690	5 909	62 029	48 055	8 123 e	101 243 e	83 743 e	
	107 [Component] Activation and re-integration interventions -	63 898	258 610	110 909	6 792	34 439	19 468	30 422 e	118 464 e	49 152 e	
	107 [Component] Activation and re-integration interventions -	58	368	229	5	33	27	25 e	147	77	
	107 [Component] Activation and re-integration interventions -	18 250	434 525	420 517	5 909	120 728	117 172	8 123 e	160 747 e	155 900 e	

**C.4.5 LMP participants by intervention and by type of action, 2009: Germany**

Number of participants

eurostat	Category, intervention number and name	Men and women						Women			Notes
		Total			Under 25s			Total			
		16 Stock	17 Entrants	18 Exits	16 Stock	17 Entrants	18 Exits	16 Stock	17 Entrants	18 Exits	
<b>2</b>	<b>Training</b>	<b>801 449</b>	<b>1 795 717 u</b>	<b>1 791 697 u</b>	<b>496 906 u</b>	<b>654 592 u</b>	<b>637 767 u</b>	<b>340 066 e</b>	<b>728 523 u</b>	<b>735 638 u</b>	
	27 Independent measures = Incentive measures free eligible	10 700	21 453	33 234	5 824 e	2 933 e	8 413 e	4 551	8 274	14 048	
	104 Unassigned expenditure on rehabilitative training activities	-	-	-	-	-	-	-	-	-	
	112 Incentive measures free eligible Social Code II	7 897	40 645	23 487	2 349 e	11 419 e	6 253 e	3 496	17 240 e	9 511	
	114 Perspective 50plus	12 153	42 836	21 391	:	:	:	5 382 e	18 945 e	9 457 e	
2.1	6 [Component] Measures to improve prospects of integration - Assessment and training	37 970	472 760	548 976	7 558	92 010	107 845	18 067 e	209 161 e	246 723 e	
	11 Support for vocational preparation training measures for young people	67 600	122 065	122 163	67 322 e	121 475 e	121 655 e	28 525	50 455	51 729	
	12 Support for further vocational training	198 104	618 436	594 844	23 186 e	74 352 e	74 582 e	89 822 e	253 984 e	247 247 e	
	14 [Component] Short-time working allowance - Transfer short-time working allowance	17 474	:	:	:	:	:	5 208	:	:	
	44 Income subsidies for people in further vocational training	12 447	38 081	37 715	692	1 638	1 807	4 284	10 612	9 916	
	53 Integration measures	2 052	2 604	4 675	150	289	498	946	1 102	2 177	
	70 Transfer measures	: n	46 531	46 531	: n	: n	: n	: n	:	:	
	80 Transitional subsidy	7 435	6 802	6 543	2 646	2 907	2 033	2 839	2 629	2 621	
	81 Training allowance	74 028	51 407	48 696	65 888	46 047	42 683	28 824	20 305	19 075	
	87 [Component] Support for vocational training of disabled persons - Special measures for rehabilitation in training institutions	43 046	20 436	20 736	41 757	19 464	19 968	15 977	7 846 e	7 869	
	88 [Component] Support for further education of disabled persons - Special measures for further education	11 901	12 904	15 300	3 411	3 557	4 336	4 646	4 976	6 000	
	93 Vocational training outside the workplace	80 632	45 529	43 643	79 008 e	43 987 e	42 599 e	30 436 e	17 754 e	16 798 e	
	96 ESF BA-Programme 2007-2013 transfer short-time working allowance	1 034	11 039	9 397	25	273	245	356	3 573	3 042	
	100 Activation assistance	7 813	21 032	25 580	7 205 e	19 820 e	24 153 e	3 193 e	8 329 e	10 153 e	
	110 Career entry support programme	12 965	27 648	7 480	12 953 e	27 617 e	7 465 e	5 372	11 442	3 039	
	113 European Globalisation Adjustment Fund	: n	: n	: n	: n	: n	: n	: n	: n	: n	

C.4.5 LMP participants by intervention and by type of action, 2009: Germany

Number of participants

eurostat	Category, intervention number and name		Men and women						Women			Notes
			Total			Under 25s			Total			
			16 Stock	17 Entrants	18 Exits	16 Stock	17 Entrants	18 Exits	16 Stock	17 Entrants	18 Exits	
2.2	23	[Component] Incentives for the recruitment and employment of the severely disabled - In-plant training subsidy for disabled persons	3 484	1 610	1 588	3 256	1 480	1 463	1 358	616 e	651 e	
	88	[Component] Support for further education of disabled persons - General measures for further education	5 719	13 673	8 491	1 870	4 887	3 378	2 177	4 973 e	2 859	
	94	Allowances during apprenticeship	42 220	71 631	70 641	40 837 e	69 076 e	68 276 e	13 131	22 958 e	22 796	
	95	Transitional assistance	238	657	1 122	207	584	998	87	239	456	
	98	Training allowance for younger workers	232	441	429	231	435	422	57	109	100	
	111	Individual in plant qualification in the framework of assisted occupation	571	1 659	186	449 e	1 309 e	139	213	629	75	
2.4	34	Vocational training allowance	125 980	84 836	79 092	106 920	75 963	65 614	63 492	42 104	38 678	
	71	First integration qualification for young people	19 446	33 667	32 174	19 240 e	33 201 e	31 795 e	8 921	15 464 e	15 169	
	87	[Component] Support for vocational training of disabled persons - Training allowance for disabled people	6 776	3 176	3 523	6 593	3 049	3 425	1 901	1 006 e	1 112	
2.A	72	Adjustment for double-counting, category 2	- 8 469	- 17 841	- 15 940	- 2 671	- 3 180	- 2 278	- 3 195	- 6 202	- 5 663	2
<b>3</b>		<b>Job rotation and job sharing</b>	<b>165</b>	<b>48</b>	<b>377</b>	<b>42</b>	<b>7</b>	<b>105</b>	<b>105</b>	<b>25</b>	<b>200</b>	
3.1	46	Job Rotation - Employment-training rotation programme	165	48	377	42	7	105	105	25	200	1
<b>4</b>		<b>Employment incentives</b>	<b>259 743</b>	<b>464 265</b>	<b>424 137</b>	<b>43 224 u</b>	<b>89 930 u</b>	<b>74 985 u</b>	<b>103 979 e</b>	<b>186 416 e</b>	<b>169 411 e</b>	
4.1	7	Mobility allowances	-	21 318	21 318	-	4 051	4 051	-	9 493 e	9 493 e	1
	16	Recruitment subsidy for new businesses	1 325	324	4 225	163	58	534	610	160	1 857	
	18	Integration subsidies	135 162	264 075	270 851	18 534 e	47 580 e	47 328 e	55 268 e	106 579 e	108 732 e	
	48	Personnel Service Agencies	690	2 072	2 671	222	752	1 013	177	595	736	1
	52	Wage protection for older employees	13 943	11 830	10 993	:	:	:	5 139	4 367	3 854	
	73	[Component] Community service jobs - Variable payment	42 711	92 915	75 199	5 558	16 940	15 553	17 268	36 132 e	28 537 e	3
	74	[Component] Job finders grant - Insured employment	8 630	20 571	22 522	860	2 263	2 407	4 342	9 553 e	10 321 e	
	97	Employment allowance	35 216	26 752	9 006	522	431	276	12 623 e	9 882 e	2 953	
	101	Bonus for apprenticeship	18 227	18 959	4 072	17 365 e	17 855 e	3 823 e	6 998	7 638	1 637	
	102	Integration voucher	3 839	5 449	3 280	:	:	:	1 554	2 017	1 291	

C.4.5 LMP participants by intervention and by type of action, 2009: Germany

Number of participants

eurostat	Category, intervention number and name	Men and women						Women			Notes
		Total			Under 25s			Total			
		16 Stock	17 Entrants	18 Exits	16 Stock	17 Entrants	18 Exits	16 Stock	17 Entrants	18 Exits	
<b>5</b>	<b>Supported employment and rehabilitation</b>	<b>43 459</b>	<b>34 781</b>	<b>34 505</b>	<b>23 477 e</b>	<b>16 151 e</b>	<b>16 197 e</b>	<b>17 182</b>	<b>13 579 e</b>	<b>13 270 e</b>	
	82 Work assistance	8	143	137	5	59	54	3	60	59	
	83 Employer subsidies for rehabilitation	742	4 214	3 580	382	2 211	1 689	257	1 450	1 231	
	105 Reimbursement of payments for rehabilitation to agencies governed by public law	-	-	-	-	-	-	-	-	-	
5.1	23 [Component] Incentives for the recruitment and employment of the severely disabled - Integration subsidy for disabled persons	14 365	13 176	12 941	1 909	1 713	1 645	5 308	4 972 e	4 745 e	
5.2	89 Communication techniques and basic life-skills training for blind or deaf people	33	36	53	19	20	37	16	15	23	
	90 Interventions to support insertion into vocational training in a sheltered workshop	28 311	17 212	17 794	21 162 e	12 148 e	12 772 e	11 598	7 082	7 212	
<b>6</b>	<b>Direct job creation</b>	<b>295 533</b>	<b>730 371</b>	<b>785 428</b>	<b>43 335 u</b>	<b>147 247 u</b>	<b>150 548 u</b>	<b>122 591 e</b>	<b>290 229 e</b>	<b>317 996 e</b>	
	21 Support for job-creation measures (ABMs)	16 282	11 138	49 364	1 745	2 353	5 618	7 327	4 513	20 889	1
	22 Support for structural adjustment measures	-	-	660	-	-	6	-	-	264	
	73 [Component] Community service jobs - Additional expenditure variant	279 251	719 233	735 404	41 590 e	144 894 e	144 924 e	115 264 e	285 716 e	296 843 e	3
	115 Federal programme 30.000 additional jobs for older people	1 984	338	4 054	:	:	:	727	110	1 456	3,4
6.A	116 Adjustment for double-counting, category 6	- 1 984	- 338	- 4 054	:	:	:	- 727	- 110	- 1 456	3
<b>7</b>	<b>Start-up incentives</b>	<b>147 363 u</b>	<b>206 504</b>	<b>208 203</b>	<b>9 741 u</b>	<b>13 744 e</b>	<b>14 026</b>	<b>55 920 u</b>	<b>73 773 e</b>	<b>80 340</b>	
	6 [Component] Measures to improve prospects of integration - Assessment and training for business start-up	623	13 439	14 077	37	918	955	234	5 044	5 292	
	49 Business start-up subsidy	6 589	-	19 133	558	-	1 500	3 571	-	10 695	1
	74 [Component] Job finders grant - Self-employed	12 216	19 844	21 982	580	1 006	1 154	4 727	7 490 e	8 289	
	79 Start-up subsidy	126 239	137 108	120 759	8 486 e	9 809 e	8 554	46 777	48 023	44 219	
	107 [Component] Activation and re-integration interventions -	1 696	28 960	25 733	80	1 754	1 622	611	10 646	9 500	
	109 Benefits aimed at the integration of self-employed persons	:	7 153	6 519	:	257	241	:	2 570	2 345	



### C.4.5 LMP participants by intervention and by type of action, 2009: Germany

eurostat		Category, intervention number and name	Men and women						Women			Notes		
			Total			Under 25s			Total					
			16 Stock	17 Entrants	18 Exits	16 Stock	17 Entrants	18 Exits	16 Stock	17 Entrants	18 Exits			
<b>8</b>		<b>Out-of-work income maintenance and support</b>	<b>4 295 232</b>	:	:		<b>358 813 u</b>	:	:		<b>1 644 798</b>	:	:	
8.1	1	Unemployment benefit	1 140 835	3 208 207	2 992 948		170 623	649 353	595 486		459 645	1 220 583	1 165 829	
	77	[Component] Unemployment benefit (ALG II) - Unemployed recipients	2 143 187	:	:		187 380	:	:		995 220	:	:	
8.2	14	[Component] Short-time working allowance - Short-time working allowance caused by conjuncture	1 088 815	:	:		:	:	:		236 887	:	:	
	103	Seasonal short time working allowance and supplementary benefits	36 386	:	:		:	:	:		1 390	:	:	5
	108	ESF BA-Programme 2007-2013 short-time working allowance	8 336	112 360	98 875		809	9 343	8 235		1 243	17 249	15 360	
8.3	2	Partial unemployment benefit	147	467	443		1	6	5		111	350	334	
8.5	4	Bankruptcy compensation payment	-	:	:		-	:	:		-	:	:	
8.A	78	Adjustment for double-counting, category 8	- 122 474	:	:		:	:	:		- 49 698	:	:	
<b>9</b>		<b>Early retirement</b>	<b>95 067</b>	<b>40 822</b>	<b>46 049 e</b>		:	:	:		<b>41 385</b>	<b>17 780</b>	:	
9.1	24	Support of part-time employment for older employees	95 067	40 822	46 049 e		:	:	:		41 385	17 780	:	
<b>2-7</b>		<b>Total LMP measures (categories 2-7)</b>	<b>1 547 711 u</b>	<b>3 231 686 u</b>	<b>3 244 347 u</b>		<b>616 725 u</b>	<b>921 671 u</b>	<b>893 628 u</b>		<b>639 843 u</b>	<b>1 292 545 u</b>	<b>1 316 855 u</b>	
<b>8-9</b>		<b>Total LMP supports (categories 8-9)</b>	<b>4 390 299</b>	:	:		<b>358 813 u</b>	:	:		<b>1 686 183</b>	:	:	

Key : Not available; :n Not significant; - Not applicable or real zero or zero by default; 0 or 0.00 Less than half of the unit used; e Estimated value; u Unreliable or uncertain data: participant data complete for interventions covering >=80% but <100% of expenditure; - Provisional data; b Break in series

Source Eurostat (online data code: [lmp\\_partme\\_de](#))

- 1 Intervention coming to an end.
- 2 Double counting for DE-31, DE-80 and DE-96.
- 3 Participants in DE-115 are also counted in DE-73.
- 4 Excludes data of the municipalities.
- 5 It is not possible to link data on participants with that on expenditure. Participants are only partially covered.

### C.4.6 LMP participants by intervention and by type of action, 2009: Estonia

Number of participants

eurostat	Category, intervention number and name		Men and women						Women			Notes
			Total			Under 25s			Total			
			16 Stock	17 Entrants	18 Exits	16 Stock	17 Entrants	18 Exits	16 Stock	17 Entrants	18 Exits	
<b>1</b>	<b>Labour market services</b>		<b>842</b>	<b>24 081</b>	<b>24 525</b>	<b>105</b>	<b>6 281</b>	<b>6 323</b>	<b>575</b>	<b>13 297</b>	<b>13 599</b>	
1.1	2	Career counselling	289	23 305	23 553	63	6 188	6 242	179	12 729	12 892	1
	18	Communication support at interviews	-	2	2	-	1	1	-	-	-	
	21	Psychological counselling	553	774	970	42	92	80	396	568	707	
<b>2</b>	<b>Training</b>		<b>2 657</b>	<b>20 495</b>	<b>18 913</b>	<b>310</b>	<b>2 176</b>	<b>1 957</b>	<b>1 580</b>	<b>10 404</b>	<b>9 249</b>	
2.1	3	Labour market training	1 907	17 579	16 517	210	1 773	1 672	1 159	8 801	7 939	
2.2	16	Coaching for working life	338	1 400	1 294	22	102	82	134	535	520	
2.4	15	Work practice	412	1 516	1 102	78	301	203	287	1 068	790	
<b>3</b>	<b>Job rotation and job sharing</b>		<b>-</b>	<b>-</b>	<b>-</b>	<b>-</b>	<b>-</b>	<b>-</b>	<b>-</b>	<b>-</b>	<b>-</b>	
<b>4</b>	<b>Employment incentives</b>		<b>64</b>	<b>176</b>	<b>77</b>	<b>18</b>	<b>45</b>	<b>18</b>	<b>38</b>	<b>102</b>	<b>48</b>	
4.1	5	Wage subsidy	58	164	65	17	43	16	35	94	40	
	17	Working with support person	6	10	10	1	1	1	3	7	7	
	19	[Component] Employment with special aids and equipment - Working with special aids and equipment	-	2	2	-	1	1	-	1	1	
	20	Adaption of premises and equipments	-	-	-	-	-	-	-	-	-	
<b>5</b>	<b>Supported employment and rehabilitation</b>		<b>33</b>	<b>227</b>	<b>227</b>	<b>25</b>	<b>122</b>	<b>120</b>	<b>16</b>	<b>136</b>	<b>136</b>	
5.1	19	[Component] Employment with special aids and equipment - Care allowance	1	2	2	-	-	-	1	2	2	
5.2	19	[Component] Employment with special aids and equipment - Job club	32	225	225	25	122	120	15	134	134	
<b>6</b>	<b>Direct job creation</b>		<b>29</b>	<b>1 500</b>	<b>1 500</b>	<b>-</b>	<b>28</b>	<b>28</b>	<b>8</b>	<b>359</b>	<b>359</b>	
	6	Public work	29	1 500	1 500	-	28	28	8	359	359	
<b>7</b>	<b>Start-up incentives</b>		<b>250</b>	<b>493</b>	<b>493</b>	<b>13</b>	<b>28</b>	<b>28</b>	<b>120</b>	<b>234</b>	<b>234</b>	
	4	Employment subsidy to unemployed to start business	250	493	493	13	28	28	120	234	234	

### C.4.6 LMP participants by intervention and by type of action, 2009: Estonia

eurostat		Category, intervention number and name	Men and women						Women			Notes
			Total			Under 25s			Total			
			16 Stock	17 Entrants	18 Exits	16 Stock	17 Entrants	18 Exits	16 Stock	17 Entrants	18 Exits	
<b>8</b>		<b>Out-of-work income maintenance and support</b>	<b>39 583</b>	<b>114 144</b>	<b>34 181</b>	<b>5 977</b>	<b>18 824</b>	<b>6 176</b>	<b>18 550</b>	<b>54 809</b>	<b>15 307</b>	
8.1	7	[Component] Unemployment benefits - State unemployment benefit	14 116	38 260	8 853	3 450	10 617	2 351	7 230	19 017	4 130	
	7	[Component] Unemployment benefits - Unemployment insurance benefit	25 467	55 325	25 328	2 527	6 609	3 825	11 320	24 944	11 177	
8.4	9	Benefit upon collective redundancies, Insurance benefit upon redundancies	-	13 922	-	-	798	-	-	7 835	-	
8.5	10	Benefits upon insolvency of employer	-	6 637	-	-	800	-	-	3 013	-	
<b>9</b>		<b>Early retirement</b>	<b>-</b>	<b>-</b>	<b>-</b>	<b>-</b>	<b>-</b>	<b>-</b>	<b>-</b>	<b>-</b>	<b>-</b>	
<b>2-7</b>		<b>Total LMP measures (categories 2-7)</b>	<b>3 033</b>	<b>22 891</b>	<b>21 210</b>	<b>366</b>	<b>2 399</b>	<b>2 151</b>	<b>1 762</b>	<b>11 235</b>	<b>10 026</b>	
<b>8-9</b>		<b>Total LMP supports (categories 8-9)</b>	<b>39 583</b>	<b>114 144</b>	<b>34 181</b>	<b>5 977</b>	<b>18 824</b>	<b>6 176</b>	<b>18 550</b>	<b>54 809</b>	<b>15 307</b>	

Key : Not available; :n Not significant; - Not applicable or real zero or zero by default; 0 or 0.00 Less than half of the unit used; e Estimated value; u Unreliable or uncertain data: participant data complete for interventions covering >=80% but <100% of expenditure; p Provisional data; b Break in series

Source Eurostat (online data code: [lmp\\_partme\\_ee](#))

1 Stock: end-year figure.

C.4.7 LMP participants by intervention and by type of action, 2009: Ireland

Number of participants

eurostat	Category, intervention number and name		Men and women						Women			Notes
			Total			Under 25s			Total			
			16 Stock	17 Entrants	18 Exits	16 Stock	17 Entrants	18 Exits	16 Stock	17 Entrants	18 Exits	
<b>1</b>	<b>Labour market services</b>		<b>12 000 u</b>	<b>37 287 u</b>	:	:	:	:	:	:	:	
1.1	15	Job clubs	:	7 500	:	:	:	:	:	:	:	1
	36	Local employment services	-	29 787	29 787	-	:	:	-	:	:	
	55	Technical Employment Support Grant	12 000	:	:	:	:	:	:	:	:	
<b>2</b>	<b>Training</b>		<b>56 136 u</b>	<b>72 926 u</b>	<b>64 644 u</b>	<b>17 270 u</b>	<b>17 643 u</b>	<b>16 283 u</b>	<b>24 886 u</b>	:	<b>25 883 u</b>	
	51	Specialist Training Providers	1 924	1 656	1 495	581	509	485	896	752	728	2
2.1	10	Back to education allowance (BTEA)	20 808	1 514	1 918	5 481	349	423	10 483	815	1 006	2
	35	VTOS (Vocational training opportunities scheme)	5 775	:	4 063	861	:	:	3 279	:	2 535	2
	38	Bridging Foundation	1 407	4 700	4 864	482	1 645	1 595	643	2 074	2 309	2
	39	Specific Skills Training	5 645	19 439	15 935	1 430	4 970	4 214	2 312	7 715	6 533	2
	43	Return to Work	75	409	630	17	62	59	47	277	503	2
	62	Senior Traveller Training Centres (STTC)	1 020	384	569	385	:	:	885	307	483	
	68	Online & blended learning	6 985	12 636	5 651	:	:	:	:	:	:	
	69	Evening courses	1 200	20 900	19 700	200	3 300	3 100	400	6 800	6 400	2
2.2	45	Local Training Initiative	2 727	3 550	2 805	1 041	1 537	1 219	1 685	2 051	1 784	2
	65	Work Placement Programme	183	210	60	:	:	:	:	:	:	2
2.3	34	Youthreach	3 452	1 267	1 901	3 452	1 267	1 901	1 500	:	849	2
	40	Traineeship	2 364	3 110	2 644	1 036	1 260	1 084	1 639	2 234	1 824	2
	41	Foundation/Progression in Community Training Centres	2 368	2 452	1 946	2 294	2 348	1 819	1 054	1 106	928	2
	67	Short time work pilot training scheme	203	236	:	10 e	12	:	63 e	73	:	2
2.4	66	Redundant Apprentices Rotation Scheme	:	463	463	:	384	384	:	1	1	
<b>3</b>	<b>Job rotation and job sharing</b>		-	-	-	-	-	-	-	-	-	
<b>4</b>	<b>Employment incentives</b>		<b>2 185</b>	:	:	<b>114 u</b>	:	:	<b>1 172</b>	:	:	
4.1	4	Back to work allowance	2 012	:	:	114	:	:	1 077	:	:	2
	7	Part-time job incentive scheme	173	:	:	:	:	:	95	:	:	2
<b>5</b>	<b>Supported employment and rehabilitation</b>		<b>3 419</b>	<b>2 523</b>	<b>2 038</b>	<b>651</b>	<b>484</b>	<b>312</b>	<b>1 324</b>	<b>1 037</b>	<b>879</b>	
5.1	52	Supported Employment Programme	2 432	2 315	1 916	422	434	278	1 007	959	837	2
	60	Wage subsidy scheme	987	208	122	229	50	34	317	78	42	2
<b>6</b>	<b>Direct job creation</b>		<b>24 919</b>	<b>32 923</b>	<b>31 343</b>	<b>419</b>	<b>694</b>	<b>698</b>	<b>13 633</b>	<b>18 436</b>	<b>17 797</b>	
	23	Community employment scheme	23 512	31 549	30 031	419	694	698	12 948	17 763	17 165	2
	37	Job Initiative	1 407	1 374	1 312	-	-	-	685	673	632	2

### C.4.7 LMP participants by intervention and by type of action, 2009: Ireland

eurostat		Category, intervention number and name	Men and women						Women			Notes		
			Total			Under 25s			Total					
			16 Stock	17 Entrants	18 Exits	16 Stock	17 Entrants	18 Exits	16 Stock	17 Entrants	18 Exits			
<b>7</b>	<b>Start-up incentives</b>		<b>5 738</b>	:	:		<b>175</b>	:	:		<b>1 462</b>	:	:	
3	Back to work enterprise allowance (BWEA)		5 738	:	:		175	:	:		1 462	:	:	2
<b>8</b>	<b>Out-of-work income maintenance and support</b>		<b>420 070</b>	<b>754 228</b>	<b>600 236</b>		<b>84 963</b>	<b>154 591 u</b>	<b>112 893 u</b>		<b>133 382</b>	<b>262 307 u</b>	<b>213 447 u</b>	
8.1	1	Unemployment Benefit	165 175	365 097	331 717		17 908	58 680	55 204		64 514	146 861	130 276	
	2	Unemployment assistance	237 672	273 655	157 002		65 877	94 544	56 754		63 016	85 905	54 825	
8.2	64	Systematic short-time	17 223	15 016	11 057		1 178	1 367	935		5 852	4 571	3 376	
8.4	49	Redundancy Payments	-	77 001	77 001		-	:	:		-	24 970	24 970	
8.5	50	Insolvency payments	-	23 459	23 459		-	:	:		-	:	:	
<b>9</b>	<b>Early retirement</b>		<b>7 462</b>	<b>75</b>	<b>1 531</b>		<b>:</b>	<b>:</b>	<b>:</b>		<b>1 730</b>	<b>21</b>	<b>360</b>	
9.2	12	Pre-retirement allowance	7 462	75	1 531		:	:	:		1 730	21	360	
<b>2-7</b>	<b>Total LMP measures (categories 2-7)</b>		<b>92 397 u</b>	<b>108 372 u</b>	<b>98 025 u</b>		<b>18 629 u</b>	<b>18 821 u</b>	<b>17 293 u</b>		<b>42 477 u</b>	<b>:</b>	<b>44 559 u</b>	
<b>8-9</b>	<b>Total LMP supports (categories 8-9)</b>		<b>427 532</b>	<b>754 303</b>	<b>601 767</b>		<b>84 963 u</b>	<b>154 591 u</b>	<b>112 893 u</b>		<b>135 112</b>	<b>262 328 u</b>	<b>213 807 u</b>	

Key : Not available; :n Not significant; - Not applicable or real zero or zero by default; 0 or 0.00 Less than half of the unit used; e Estimated value; u Unreliable or uncertain data: participant data complete for interventions covering >=80% but <100% of expenditure; p Provisional data; b Break in series

Source Eurostat (online data code: [lmp\\_partme\\_ie](#))

1 Covers both FÁS and LES funded Jobs Clubs.

2 Stock: end-year figure.

**C.4.8 LMP participants by intervention and by type of action, 2009: Greece**

Number of participants

eurostat	Category, intervention number and name		Men and women						Women			Notes
			Total			Under 25s			Total			
			16 Stock	17 Entrants	18 Exits	16 Stock	17 Entrants	18 Exits	16 Stock	17 Entrants	18 Exits	
<b>1</b>	<b>Labour market services</b>		:	<b>650 945</b>	:	:	<b>89 493</b>	:	:	<b>393 359</b>	:	
1.1	31	Counselling - vocational guidance	560 e	5 048 e	5 530 e	95 e	749 e	821 e	416 e	3 054 e	3 472 e	1
	32	[Component] Individualised Approach services (OAED) - Individual case-management	:	645 897	:	:	88 744	:	:	390 305	:	
<b>2</b>	<b>Training</b>		<b>1 640 e</b>	<b>8 270 e</b>	:	:	:	:	<b>1 128 e</b>	<b>6 166 e</b>	:	
2.1	104	Greek language courses in Accredited Vocational Training Centres (KEK)	700 e	5 602 e	5 602 e	:	:	:	574 e	4 557 e	4 557 e	
	138	Vocational training for unemployed disabled	113	95	:	34	28	:	51	43	:	2
2.2	139	Defence systems training programme for the unemployed (PYRKAL)	29 e	115	:	:	:	:	19 e	75	:	
2.3	97	Training in construction in accredited vocational centres for the unemployed	798 e	2 458	:	:	:	:	484 e	1 491 e	:	
<b>3</b>	<b>Job rotation and job sharing</b>		-	-	-	-	-	-	-	-	-	
<b>4</b>	<b>Employment incentives</b>		<b>64 695 e</b>	<b>44 930 e</b>	:	:	:	:	:	:	:	
4.1	73	Programme for the subsidized employment of special social groups - ESF	440 e	316 e	197 e	37 e	39 e	11 e	291 e	192 e	123 e	
	123	Stage programme in Social Security Institutions	843 e	750 e	:	98 e	78 e	:	687 e	594 e	:	
	126	Stage programme in Social Care Units	3 062 e	1 750 e	1 089	612	350	117	2 541	1 555	817	
	142	New Jobs for the Unemployed	19 468 e	17 971 e	:	:	:	:	:	:	:	3
	143	Stage programme for work experience	39 375 e	22 500 e	:	:	:	:	:	:	:	4
	144	Stage programme in cultural heritage and modern culture	1 507 e	1 643 e	:	- e	- e	:	:	:	:	
<b>5</b>	<b>Supported employment and rehabilitation</b>		-	-	-	-	-	-	-	-	-	
<b>6</b>	<b>Direct job creation</b>		-	-	-	-	-	-	-	-	-	
<b>7</b>	<b>Start-up incentives</b>		<b>25 549 e</b>	<b>20 160 e</b>	:	:	:	:	:	:	:	
	141	Subsidy programme for New Freelance Young Professionals	2 656 e	4 000 e	:	2 656 e	4 000 e	:	1 593 e	3 600 e	:	
	146	Subsidy programme for New Freelance Professionals	22 893 e	16 160 e	:	:	:	:	:	:	:	5

### C.4.8 LMP participants by intervention and by type of action, 2009: Greece

eurostat		Category, intervention number and name	Men and women						Women			Notes
			Total			Under 25s			Total			
			16 Stock	17 Entrants	18 Exits	16 Stock	17 Entrants	18 Exits	16 Stock	17 Entrants	18 Exits	
<b>8</b>		<b>Out-of-work income maintenance and support</b>	<b>271 572 e</b>	<b>842 916</b>	:	:	:	:	:	:	:	
8.1	22	Unemployment benefit	180 696	675 500	:	:	:	:	:	:	:	2
	27	National system of protection from unemployment - ESPA (benefit for young unemployed)	500	1 200	:	500	1 200	:	:	:	:	
	71	Assistance for long-term unemployed	1 400	2 400	:	-	-	-	:	:	:	
	137	Social security contributions for long-term unemployed near retirement	1 412 e	3 530	:	- e	-	-	:	:	:	
	145	Special Seasonal Benefits and Special Allowances	87 364 e	158 686	:	:	:	:	:	:	:	6
8.2	135	Partial unemployment benefits	160 e	1 280	1 280	:	:	:	:	:	:	
8.5	134	Insolvency benefit	40 e	320	:	:	:	:	:	:	:	
<b>9</b>		<b>Early retirement</b>	:	<b>61 500</b>	:	-	-	-	:	:	:	
9.2	140	Early retirement of farmers	:	61 500	:	-	-	-	:	:	:	
<b>2-7</b>		<b>Total LMP measures (categories 2-7)</b>	<b>91 884 e</b>	<b>73 360 e</b>	:	:	:	:	:	:	:	
<b>8-9</b>		<b>Total LMP supports (categories 8-9)</b>	<b>271 572 u</b>	<b>904 416</b>	:	:	:	:	:	:	:	

Key : Not available; :n Not significant; - Not applicable or real zero or zero by default; 0 or 0.00 Less than half of the unit used; e Estimated value; u Unreliable or uncertain data: participant data complete for interventions covering >=80% but <100% of expenditure; p Provisional data; b Break in series

Source Eurostat (online data code: [lmp\\_partme\\_gr](#))

1 Data refer to 2008.

2 Stock: end-year figure.

3 New intervention which replaces EL-60, 66, 110, 111, 117 and 118.

4 New intervention which replaces EL-119, 120, 122, 124, 125 and 127.

5 New intervention which replaces EL-98 and 116.

6 New intervention which replaces EL-23, 24, 28, 29 and 58.

**C.4.9 LMP participants by intervention and by type of action, 2009: Spain**

Number of participants

eurostat	Category, intervention number and name		Men and women						Women			Notes
			Total			Under 25s			Total			
			16 Stock	17 Entrants	18 Exits	16 Stock	17 Entrants	18 Exits	16 Stock	17 Entrants	18 Exits	
<b>1</b>	<b>Labour market services</b>		<b>9 359</b>	<b>97 005</b>	<b>:</b>	<b>1 076 e</b>	<b>18 770</b>	<b>:</b>	<b>2 771</b>	<b>53 581</b>	<b>:</b>	
1.1	60	Experimental programmes for vocational integration	3 562	37 758	:	434 e	4 601	:	2 091	22 164	:	
	67	Experimental programmes for vocational integration (measure ES-60 regions)	5 797	59 247	32 199	642	14 169	7 848	680	31 417	17 310	1
<b>2</b>	<b>Training</b>		<b>341 560 u</b>	<b>716 089 u</b>	<b>1 289 830 u</b>	<b>157 548 u</b>	<b>237 305 u</b>	<b>154 633 u</b>	<b>185 372 u</b>	<b>383 485 u</b>	<b>462 832 u</b>	
2.1	8	Professional training for unemployed workers	95 083	288 131	317 550	17 786	53 897	66 178	49 288	149 357	168 257	2
	35	Professional training for unemployed workers (measure ES-8 regions)	58 755	194 093	60 750	12 738	38 916	13 834	33 324	110 485	33 406	1,2
2.2	10	Vocational training in sectors at risk of job losses	:	:	858 372	:	:	57 330	:	:	235 952	
	14	Incentives for training contracts	33 978	61 527	:	21 638 e	39 182	:	15 335 e	27 769	:	
	62	Vocational training in sectors at risk of job losses (measure ES-10 regions)	111 918	122 776	8 178	86 398	87 348	789	67 247	73 003	4 638	1
	63	Incentives for training contracts (measure ES-14 regions)	244	606	711	128	338	399	125	283	328	1
2.3	9	Training at the workplace (employment and training - E.T, C.O and T.E.)	41 499	41 909	37 485	18 856	17 513	15 992	20 042	20 865	18 528	
	49	Training at the workplace (employment and training - ET, CO and TE, measure ES-9 regions)	83	7 047	6 784	4	111	111	11	1 723	1 723	1
<b>3</b>	<b>Job rotation and job sharing</b>		<b>91 007</b>	<b>88 556</b>	<b>:</b>	<b>23 840 e</b>	<b>23 202</b>	<b>:</b>	<b>73 396 e</b>	<b>71 556</b>	<b>:</b>	
3.1	17	Job rotation: temporary work contracts	90 927	87 750	:	23 821 e	22 989	:	73 318 e	70 756	:	
	41	Job rotation: temporary work contracts (measure ES-17 regions)	80	806	:	19	213	:	78	800	:	1
<b>4</b>	<b>Employment incentives</b>		<b>2 183 083</b>	<b>:</b>	<b>:</b>	<b>:</b>	<b>:</b>	<b>:</b>	<b>:</b>	<b>:</b>	<b>:</b>	
4.1	11	Incentives for open ended employment contracts	1 413 802	255 336	:	334 829 e	60 471	:	784 940 e	141 762	:	
	16	Incentives for temporary contracts	68 047	127 295	:	14 132 e	26 437	:	46 983 e	87 890	:	
	36	Incentives for open ended employment contracts (measure ES-11 regions)	3 413	35 627	11 448	725	8 476	2 374	2 022	21 530	6 409	1
	40	Incentives for temporary contracts (measure ES-16 regions)	70	4 217	2 219	40	790	315	40	2 495	850	1
4.2	59	Employment support	696 473	:	:	:	:	:	:	:	:	
	66	Employment support (measure ES-59 regions)	1 278	5 009	1 497	407	1 181	256	652	2 711	566	1



**C.4.9 LMP participants by intervention and by type of action, 2009: Spain**

Number of participants

eurostat	Category, intervention number and name		Men and women						Women			Notes
			Total			Under 25s			Total			
			16 Stock	17 Entrants	18 Exits	16 Stock	17 Entrants	18 Exits	16 Stock	17 Entrants	18 Exits	
<b>5</b>	<b>Supported employment and rehabilitation</b>		<b>53 022</b>	<b>40 307</b>	<b>32 711</b>	<b>2 827</b>	<b>3 910</b>	<b>3 420</b>	<b>21 528</b>	<b>17 891</b>	<b>15 348</b>	
5.1	3	Support for employment in special employment centres and ordinary enterprises	52 631	30 440	26 739	2 780	2 453	2 174	21 350	13 654	12 591	
	34	Support for employment in special employment centres and ordinary enterprises (measure ES-3 regions)	391	9 867	5 972	47	1 457	1 246	178	4 237	2 757	1
<b>6</b>	<b>Direct job creation</b>		<b>:</b>	<b>226 005</b>	<b>214 679</b>	<b>:</b>	<b>23 665</b>	<b>22 175</b>	<b>:</b>	<b>121 525</b>	<b>118 623</b>	
	18	Direct job creation	:	207 377	207 377	:	21 162	21 162	:	115 662	115 662	3
	19	Promotion of agricultural employment in Andalucía, Extremadura and under-developed rural areas	-	-	-	-	-	-	-	-	-	3
	42	Direct job creation (measure ES-18 regions)	350	18 628	7 302	42	2 503	1 013	198	5 863	2 961	1,4
	52	Promotion of agricultural employment in under-developed rural areas (measure ES-19 regions)	-	-	-	-	-	-	-	-	-	4
<b>7</b>	<b>Start-up incentives</b>		<b>394 326 u</b>	<b>:</b>	<b>:</b>	<b>:</b>	<b>:</b>	<b>:</b>	<b>:</b>	<b>:</b>	<b>:</b>	
	20	Capitalisation of unemployment benefits	158 952	:	:	4 330	:	:	38 368	:	:	
	21	Promotion of self-employment and local development	:	15 206	13 639	:	817	767	:	5 626	5 003	5
	22	Financial aid for the integration of returning emigrants	: n	: n	: n	: n	: n	: n	: n	: n	: n	
	23	Promotion of employment in co-operatives (job creation and maintenance)	:	1 448 e	1 448 e	:	81 e	81 e	:	539 e	539 e	6
	24	Promotion of local employment initiatives	-	-	-	-	-	-	-	-	-	5
	25	Reduction of social contributions to promote self-employment and social enterprises	210 025	:	:	:	:	:	:	:	:	
	43	Promotion of self-employment (measure ES-21 regions)	24 930	83 240	33 461	1 716	10 329	3 712	13 088	43 759	18 702	1
	44	Promotion of employment in co-operatives (job creation and maintenance) (measure ES-23 regions)	28	292	113	3	31	13	13	147	42	1
	45	Promotion of local employment initiatives (measure ES-24 regions)	-	-	-	-	-	-	-	-	-	5
	46	Reduction of social contributions to promote self-employment and social enterprises (measure ES-25 regions)	391	9 070	9 070	43	1 498	1 498	188	4 447	4 447	1

### C.4.9 LMP participants by intervention and by type of action, 2009: Spain

eurostat Category, intervention number and name			Men and women						Women			Notes
			Total			Under 25s			Total			
			16 Stock	17 Entrants	18 Exits	16 Stock	17 Entrants	18 Exits	16 Stock	17 Entrants	18 Exits	
<b>8</b>		<b>Out-of-work income maintenance and support</b>	<b>2 681 224</b>	<b>9 514 129</b>	<b>8 649 108</b>	<b>194 588</b>	<b>740 190 u</b>	<b>682 696 u</b>	<b>1 184 216</b>	<b>3 735 164 u</b>	<b>3 433 052 u</b>	
8.1	5	Contributory unemployment benefit	1 611 522	4 592 941	4 078 975	136 829	473 058	440 090	599 564	1 893 338	1 741 305	7
	6	Unemployment assistance	801 979	2 295 751	1 973 695	54 141	207 038	182 861	410 099	1 149 230	1 015 029	
	7	Assistance for unemployed casual agricultural workers (Agrarian income)	158 910	207 526	216 450	245	232	1 258	100 483	134 990	139 996	
	32	Active jobseeker's back-to-work allowance	95 543	151 959	123 983	2 898	6 019	5 002	71 142	112 641	93 793	
8.2	4	Partial unemployment benefits (contributory)	13 270	2 168 969	2 159 022	475	53 843	53 485	2 928	444 965	442 929	
8.5	30	Bankruptcy compensation	-	96 983	96 983	-	:	:	-	:	:	
<b>9</b>		<b>Early retirement</b>	<b>:</b>	<b>39 101</b>	<b>:</b>	<b>: n</b>	<b>: n</b>	<b>: n</b>	<b>:</b>	<b>13 192</b>	<b>:</b>	
9.1	26	Early retirement with substitution by another worker	:	2 120	:	-	-	-	:	826	:	
	27	Replacement contracts	:	34 162	:	-	-	-	:	11 812	:	
	47	Early retirement with substitution by another worker (measure ES-26 regions)	:	468	464	-	-	-	:	145	145	1
	53	Replacement contracts (measure ES-27 regions)	:	603	:	-	-	-	:	318	:	1
9.2	2	Early retirement allowance	:	1 748	1 748	-	-	-	:	91	91	
	33	Early retirement allowance (measure ES-2 regions)	: n	: n	: n	: n	: n	: n	: n	: n	: n	8
<b>2-7</b>		<b>Total LMP measures (categories 2-7)</b>	<b>3 063 347 u</b>	<b>:</b>	<b>:</b>	<b>:</b>	<b>:</b>	<b>:</b>	<b>:</b>	<b>:</b>	<b>:</b>	
<b>8-9</b>		<b>Total LMP supports (categories 8-9)</b>	<b>2 681 224 u</b>	<b>9 553 230</b>	<b>8 651 320 u</b>	<b>194 588</b>	<b>740 190 u</b>	<b>682 696 u</b>	<b>1 184 216 u</b>	<b>3 748 356 u</b>	<b>3 433 288 u</b>	

Key : Not available; :n Not significant; - Not applicable or real zero or zero by default; 0 or 0.00 Less than half of the unit used; e Estimated value; u Unreliable or uncertain data: participant data complete for interventions covering >=80% but <100% of expenditure; p Provisional data; b Break in series

Source Eurostat (online data code: [lmp\\_partme\\_es](http://lmp.partme.es))

- 1 Data on the Autonomous Communities may be underestimated as data is not always available for all regions.
- 2 Participants who continue to receive unemployment benefits are reported in ES-5 (cat 8).
- 3 ES-18 includes participants of ES-19.
- 4 ES-42 includes participants of ES-52.
- 5 ES-21 includes participants of ES-24 and ES-45.
- 6 Data refer to 2008.
- 7 Includes participants of ES-8 and ES-35 who continue to receive unemployment benefits.
- 8 Data on the Autonomous Communities are not available but they are estimated to represent a small share of the total in each LMP category.

C.4.10 LMP participants by intervention and by type of action, 2009: France

Number of participants

eurostat	Category, intervention number and name	Men and women						Women			Notes
		Total			Under 25s			Total			
		16 Stock	17 Entrants	18 Exits	16 Stock	17 Entrants	18 Exits	16 Stock	17 Entrants	18 Exits	
<b>1</b>	<b>Labour market services</b>	<b>3 580 932 u</b>	<b>3 230 852</b>	<b>:</b>	<b>902 461 u</b>	<b>1 100 623 e</b>	<b>:</b>	<b>1 805 062 u</b>	<b>1 524 115</b>	<b>:</b>	
1.1	45 Retraining units	:	13 938	13 938	:	372	372	:	5 984	5 984	
	53 Personalised services of ANPE	:	580 000 e	:	:	:	:	:	:	:	1
	54 Job search workshops (ANPE)	:	1 480 000 e	:	:	:	:	:	:	:	1
	55 Appraisal services of ANPE	:	340 000 e	:	:	:	:	:	:	:	1
	56 Support services of ANPE	:	106 000 e	:	:	:	:	:	:	:	1
	57 Guidance and monitoring services of AFPA	:	325 503	:	:	91 642	:	:	109 449	:	
	79 Individual guidance for young people (CIVIS)	258 361	188 618	196 409	255 151 e	183 634 e	190 139 e	144 144 e	105 739 e	106 585 e	
	84 [Component] Personal retraining agreement (CRP) - Individual retraining services	55 769	125 127	89 179	3 539	9 821	6 382	23 734	50 814	38 838	2,3
	86 Privately operated placement services for benefit recipients	-	-	-	-	-	-	-	-	-	1,4
	94 Assistance process (PPAE 2 / APP)	1 754 534	1 726 303	:	322 760 e	496 869	:	885 438	837 251	:	5
	95 Accompanied process (PPAE 3 / ACC)	1 351 285	732 267	:	310 940 e	292 392	:	694 895	373 575	:	
	96 Process for new company creators (PPAE-CE)	153 697	76 194	:	9 557 e	7 226	:	54 110	23 980	:	
	99 [Component] Transition-to-work contract (CTP) - Guidance services	7 286	24 879	12 322	514	1 984	948	2 741	9 397	4 871	6,7
	100 Autonomy contract	:	18 023	:	:	16 683	:	:	7 926	:	
1.A	97 Adjustment for double counting, category 1	:	-2 506 000 e	:	:	:	:	:	:	:	8

**C.4.10 LMP participants by intervention and by type of action, 2009: France**

Number of participants

eurostat	Category, intervention number and name	Men and women						Women			Notes
		Total			Under 25s			Total			
		16 Stock	17 Entrants	18 Exits	16 Stock	17 Entrants	18 Exits	16 Stock	17 Entrants	18 Exits	
<b>2</b>	<b>Training</b>	<b>580 803 u</b>	<b>982 624 u</b>	<b>850 925 u</b>	<b>362 407 u</b>	<b>451 514 u</b>	:	:	<b>415 505 u</b>	:	
	18 Training allowance - public system	-	-	-	-	-	-	-	-	-	9
	63 Back-to-work support - training allowance (AREF)	101 323	32 490	76 490	31 660	11 774	24 475	60 280	17 423	39 604	7,10
	64 Training support (PARE)	-	-	-	-	-	-	-	-	-	4,11
	84 [Component] Personal retraining agreement (CRP) - Special retraining allowance	55 769	125 127	89 179	3 539	9 821	6 382	23 734	50 814	38 838	2,3
	99 [Component] Transition-to-work contract (CTP) - Training allowances	7 286	24 879	12 322	514	1 984	948	2 741	9 397	4 871	6,7
	105 Training cost support (AFAF)	:	:	:	:	:	:	:	:	:	11
	106 Allowance for jobseekers in training (AFDEF)	:	12 225	4 843	:	:	:	:	5 568	1 770	12
	107 Pôle Emploi training allowances (RFPE)	:	16 143	11 066	:	:	:	:	7 438	5 004	
2.1	10 Courses offered by the Association for Adult Vocational Training (AFPA)	28 290	86 788	91 768	8 128	27 719	29 497	8 274	29 300	32 852	3
	11 Courses for specific groups (IRILL)	2 130 e	20 455	:	:	10 000 e	:	:	1 432 e	:	13
	70 Training agreements (AFC)	12 779	39 912	40 261	3 005	9 387	9 469	5 398	16 860	17 007	
	85 Training courses organised by the regions	188 178 e	403 005	378 353 e	71 763 e	180 023 e	169 722 e	:	215 187 e	:	14
	101 Voluntary contract for integration (CVI)	1 896	3 487	3 445 e	1 896	3 487	3 445 e	:	:	:	
	104 Key competences	2 150 e	31 000 e	:	:	:	:	:	21 080 e	:	
2.2	20 FNE conventions on training and retraining	2 500 e	8 078	:	:	:	:	:	:	:	15
2.3	71 Training actions prior to recruitment (AFPR)	6 226	40 484	37 423	1 718	11 174	10 329	2 704	17 581	16 252	
	88 Actions prior to recruitment (APR)	183	364	3 165	:	:	:	:	:	:	4
	108 Training contracts (CAF)	:	3 200 e	:	:	3 200 e	:	:	:	:	
2.4	22 Exemptions and subsidies for recruitment of apprentices	273 416 e	195 845	195 009 e	271 844 e	194 719	:	75 184 e	53 854	:	16
2.A	78 Adjustment for double counting, category 2	- 101 323	- 60 858	- 92 399	- 31 660	- 11 774	- 24 475	- 60 280	- 30 429	- 46 378	17
<b>3</b>	<b>Job rotation and job sharing</b>	-	-	-	-	-	-	-	-	-	

C.4.10 LMP participants by intervention and by type of action, 2009: France

Number of participants

eurostat	Category, intervention number and name	Men and women						Women			Notes
		Total			Under 25s			Total			
		16 Stock	17 Entrants	18 Exits	16 Stock	17 Entrants	18 Exits	16 Stock	17 Entrants	18 Exits	
<b>4</b>	<b>Employment incentives</b>	:	<b>522 198 u</b>	:	:	:	:	:	:	:	
4.1	26 Employment-initiative contract (CIE)	13 719 e	-	18 122 e	:	-	:	:	-	:	18
	32 Degressive temporary allowance	8 034 e	5 152	4 065 e	:	54	:	:	1 527	:	
	36 Economic integration enterprises	12 924	14 017	:	2 192	3 089	:	4 907	4 856	:	
	37 Intermediary associations	56 143	58 045	:	16 270	16 821	:	33 034	34 153	:	
	49 Aid granted by the Association for the vocational integration of the disabled (AGEFIPH)	:	160 322 e	:	:	:	:	:	:	:	
	61 Enterprises providing temporary work for integration purposes	9 062	21 081	:	2 801	7 482	:	2 323	5 678	:	
	65 Degressive support to employer (PARE)	4 209 e	-	4 925 e	7 e	-	17 e	1 476 e	-	1 664 e	4
	66 Mobility support (PARE)	-	:	:	-	:	:	-	:	:	
	67 Youth-in-business contract	26 947	-	54 392 e	25 593	-	:	7 773	-	:	4
	76 Professionalisation contract	206 062	145 950	:	164 686	116 644	:	103 044	72 984	:	
	80 Minimum-earned-income integration contract (CI-RMA)	13 699	17 024	19 287	439	604	:	6 041	7 588	:	4
	81 Employment-initiative contract (CIE-PCS)	42 076	100 564	48 425	15 753	45 390	:	19 059	44 851	:	2
	98 Financial support and back-to-work grants	: n	: n	: n	:	:	:	:	:	:	
4.2	33 Retraining leave	5 e	43	43 e	: n	: n	: n	: n	: n	: n	4
<b>5</b>	<b>Supported employment and rehabilitation</b>	<b>145 274 e</b>	:	:	:	:	:	:	:	:	
5.1	91 Supported contracts for disabled (ESAT)	114 936 e	:	:	:	:	:	:	:	:	19
	92 Adapted firms	30 338	:	:	1 959 e	:	:	10 052	:	:	
<b>6</b>	<b>Direct job creation</b>	<b>224 602</b>	<b>384 576</b>	<b>192 569</b>	<b>41 097</b>	<b>83 741</b>	:	<b>148 004</b>	<b>247 131</b>	:	
	46 Youth employment contract	3 485 e	427	3 185 e	1 681	161	1 487	2 130	305	1 986	4
	82 Contract for the future (CAV)	77 444	99 568	67 634	2 806	3 750	:	46 025	54 965	:	
	83 Employment assistance contract (CAE)	143 673	284 581	121 750	36 610	79 830	:	99 849	191 861	:	
<b>7</b>	<b>Start-up incentives</b>	<b>145 320 e</b>	<b>160 061 e</b>	<b>124 054 e</b>	<b>13 151 e</b>	<b>14 486 e</b>	<b>11 227 e</b>	<b>51 254 e</b>	<b>56 454 e</b>	<b>43 754 e</b>	
	38 Aid for the unemployed setting-up or rescuing a company (ACCRES)	145 320 e	160 061 e	124 054 e	13 151 e	14 486 e	11 227 e	51 254 e	56 454 e	43 754 e	
	59 Support for new business development (EDEN)	-	-	-	-	-	-	-	-	-	4,20

### C.4.10 LMP participants by intervention and by type of action, 2009: France

eurostat		Category, intervention number and name	Men and women						Women			Notes
			Total			Under 25s			Total			
			16 Stock	17 Entrants	18 Exits	16 Stock	17 Entrants	18 Exits	16 Stock	17 Entrants	18 Exits	
<b>8</b>	<b>Out-of-work income maintenance and support</b>	<b>2 355 396</b>	<b>2 565 255 u</b>	<b>2 269 288 u</b>	<b>332 955 u</b>	<b>594 119 u</b>	<b>420 675 u</b>	<b>1 088 280 u</b>	<b>1 171 691 u</b>	<b>1 099 732 u</b>		
8.1	1 Back-to-work support allowance (Unemployment insurance system)	2 036 631	2 323 561	2 068 976	325 381	566 116	411 981	971 176	1 084 466	1 008 373	7	
	3 Specific solidarity allowance (Solidarity scheme)	166 479	156 186	145 747	242	999	411	72 643	68 424	71 280	7	
	72 Pension equivalent allowance (Solidarity scheme)	62 001	16 038	24 942	-	-	-	38 612	9 482	13 617	7	
	89 Temporary delay allowance (ATA)	26 255	39 290	29 623	7 332	12 004	8 283	5 849	9 319	6 462	7	
	109 500 EUR grant	-	30 180	:	-	15 000 e	:	-	:	:		
8.2	4 Partial unemployment	64 030 e	:	:	:	:	:	:	:	:	21	
<b>9</b>	<b>Early retirement</b>	<b>24 039</b>	<b>2 030</b>	<b>:</b>	<b>-</b>	<b>-</b>	<b>-</b>	<b>6 991</b>	<b>693</b>	<b>:</b>		
9.1	8 Job-substitution allowance	36	-	18	-	-	-	36	-	18	4,7	
	34 Phased early retirement	3 991	-	3 241	-	-	-	1 899	-	1 568	4,7	
9.2	6 FNE special redundancy allowance	10 702	1 853	4 122	-	-	-	3 770	620	1 474	7	
	62 Early retirement for special groups of employees (CATS)	9 310	177	:	-	-	-	1 286	73	:	7	
<b>2-7</b>	<b>Total LMP measures (categories 2-7)</b>	<b>1 488 879 u</b>	<b>2 049 459 u</b>	<b>1 316 807 u</b>	<b>646 355 u</b>	<b>739 825 u</b>	<b>:</b>	<b>:</b>	<b>890 727 u</b>	<b>:</b>		
<b>8-9</b>	<b>Total LMP supports (categories 8-9)</b>	<b>2 379 435</b>	<b>2 567 285 u</b>	<b>2 276 669 u</b>	<b>332 955 u</b>	<b>594 119 u</b>	<b>420 675 u</b>	<b>1 095 271 u</b>	<b>1 172 384 u</b>	<b>1 102 792 u</b>		

Key : Not available; :n Not significant; - Not applicable or real zero or zero by default; 0 or 0.00 Less than half of the unit used; e Estimated value; u Unreliable or uncertain data: participant data complete for interventions covering >=80% but <100% of expenditure; p Provisional data; b Break in series

Source Eurostat (online data code: [lmp\\_partme\\_fr](#))

- 1 Participants are already counted under FR-94 to FR-96.
- 2 The strong increase between 2008 and 2009 is due to the fact that this intervention was used in the context of the Economic Recovery Plan.
- 3 Stock: end-year figure.
- 4 Intervention coming to an end.
- 5 This intervention now regroups the Accelerated search process (old FR-93 - PPAE 1) and the Active search process (PPAE 2).
- 6 Participants increased significantly in 2009 as it was applied in more local areas (25 instead of 7) in the context of the Economic Recovery Plan.
- 7 Stock: average of two year-end figures.
- 8 Participant data for FR-53 to FR-56 and FR-86 are already included under new interventions FR-93 to FR-96.
- 9 Beneficiaries of training allowances are already counted in interventions FR-10, FR-11 and FR-85.
- 10 Beneficiaries of training allowances are already counted in other training interventions (FR-64, FR-70, FR-71, FR-10, FR-11, FR-85).
- 11 All beneficiaries would be double-counted with participants in other training measures (FR-70, FR-71).
- 12 Participants are double counted with FR-63.
- 13 Part of the programme (on illiteracy) is coming to an end and has been replaced since 2009 by the "Key competences" programme (FR-104).
- 14 Figures for participants under the age of 25 refer to those under the age of 26.
- 15 The strong increase between 2008 and 2009 is due to the fact that this intervention was used (together with FR-4) in the context of the Economic Recovery Plan.
- 16 Data cover only apprenticeship contracts concluded with low-qualified youth (68.4% of all contracts) in respect of whom employers receive recruitment incentives.
- 17 Participants in FR-18, 63, 64, 105, 106 and 107 are already included in other training interventions.
- 18 Intervention coming to an end (replaced by FR-81).
- 19 Stock: other one-off observation.
- 20 Participants are already counted in FR-38 (ACCRES).
- 21 The strong increase between 2008 and 2009 is due to the fact this intervention was used in the context of the Economic Recovery Plan.

C.4.11 LMP participants by intervention and by type of action, 2009: Italy

Number of participants

eurostat	Category, intervention number and name		Men and women						Women			Notes
			Total			Under 25s			Total			
			16 Stock	17 Entrants	18 Exits	16 Stock	17 Entrants	18 Exits	16 Stock	17 Entrants	18 Exits	
<b>1</b>	<b>Labour market services</b>		:	<b>2 716</b>	:	:	:	:	:	:	:	
1.1	100	ESF Co-financed actions 2000-2006 - Counselling	:	2 716	:	:	:	:	:	:	:	
<b>2</b>	<b>Training</b>		<b>730 454 u</b>	:	:	<b>379 200 u</b>	:	:	<b>289 912 u</b>	:	:	
	105	ESF Co-financed actions 2000-2006 - Training voucher	:	546	:	:	:	:	:	:	:	
2.1	103	ESF Co-financed actions 2000-2006 - Training for reintegration into work	12 049	170	:	:	:	:	:	:	:	
	104	ESF Co-financed actions 2000-2006 - Training post compulsory education and post diploma	69 814	8 226	:	:	:	:	:	:	:	
	106	ESF Co-financed actions 2000-2006 - Integrated measures for reintegration into work	:	60	:	:	:	:	:	:	:	
	118	Training interventions financed by the solidarity fund for the credit sector	:	:	:	:	:	:	:	:	:	
	119	Training interventions financed by the solidarity fund for the cooperative credit sector	: n	: n	: n	: n	: n	: n	: n	: n	: n	
2.2	24	Training & work contracts	10	-	:	2	-	:	6	-	:	1
	93	Work-entry contract	56 285	:	:	9 739	:	:	37 257	:	:	
2.3	102	ESF Co-financed actions 2000-2006 - Institutional training for people involved in Training and work contracts	103	554	:	:	:	:	:	:	:	
	111	ESF Co-financed actions 2000-2006 - vocational integration schemes	:	:	:	:	:	:	:	:	:	
	112	ESF Co-financed actions 2000-2006 - stages	: n	31	:	: n	:	:	: n	:	:	
2.4	25	Apprenticeship	592 193	:	:	369 459	:	:	252 649	:	:	
	101	ESF Co-financed actions 2000-2006 - Institutional training for apprentices	:	:	:	:	:	:	:	:	:	
<b>3</b>	<b>Job rotation and job sharing</b>		<b>18 780 u</b>	:	:	<b>3 293 u</b>	:	:	<b>16 476 u</b>	:	:	
3.1	91	Incentives to provide fixed-term jobs as replacement for workers on compulsory leave	18 610	:	:	3 292	:	:	16 444	:	:	
3.2	8	[Component] Solidarity contracts - Expansive solidarity contracts	170	:	:	1	:	:	32	:	:	
	108	ESF Co-financed actions 2000-2006 - Incentives for enterprises to implement job rotation and job sharing	:	:	:	:	:	:	:	:	:	

C.4.11 LMP participants by intervention and by type of action, 2009: Italy

Number of participants

eurostat	Category, intervention number and name		Men and women						Women			Notes		
			Total			Under 25s			Total					
			16 Stock	17 Entrants	18 Exits	16 Stock	17 Entrants	18 Exits	16 Stock	17 Entrants	18 Exits			
<b>4</b>	<b>Employment incentives</b>		<b>582 022 u</b>	:	:		<b>90 564 u</b>	:	:		<b>268 288 u</b>	:	:	
4.1	3	[Component] Incentives for hiring those registered in mobility lists - Temporary contracts	66 956	:	:		1 626	:	:		25 911	:	:	
	3	[Component] Incentives for hiring those registered in mobility lists - Open ended contracts	65 694	:	:		1 125	:	:		25 127	:	:	
	10	Reintegration contracts	135	:	:		7	:	:		68	:	:	
	32	Reintegration of managers in SMEs	57	:	:		-	:	:		3	:	:	
	35	Incentives for taking on employees in CIGS	575	:	:		7	:	:		165	:	:	
	36	Incentives for taking on long-term unemployed	344 269	:	:		50 111	:	:		174 616	:	:	
	51	Total triennial relief	: n	:	: n		: n	:	: n		: n	:	: n	1
	53	Vocational integration schemes	20	:	:		: n	:	:		: n	:	:	1
	55	[Component] Subsidies for the reinsertion of ex-LSU - Labour cost subsidies	:	:	:		:	:	:		:	:	:	1,2
	59	Conversion of temporary apprenticeship contracts into permanent ones	80 555	:	:		37 107	:	:		33 540	:	:	
	60	Conversion of temporary training & work contracts into permanent ones	21	:	: n		3	:	: n		10	:	: n	1
	67	Exemption from social contributions for disadvantaged workers in social co-operatives	21 270	:	:		520	:	:		7 831	:	:	
	90	Incentives for employment of disabled people	2 470	:	:		58	:	:		1 017	:	:	
	107	ESF Co-financed actions 2000-2006 - Incentives for hiring	:	:	243		:	:	:		:	:	:	
	109	ESF Co-financed actions 2000-2006 - mobility allowance	:	:	:		:	:	:		:	:	:	
	110	ESF Co-financed actions 2000-2006 - Job grants	: n	:	75		: n	:	: n		: n	:	: n	
	113	ESF Co-financed actions 2000-2006 - Other work experience	: n	:	20		: n	:	: n		: n	:	: n	
	120	Integration of prisoners into work	:	:	:		:	:	:		:	:	:	
4.2	49	Realignment contracts	-	:	-		-	:	-		-	:	-	1



C.4.11 LMP participants by intervention and by type of action, 2009: Italy

Number of participants

eurostat	Category, intervention number and name	Men and women						Women			Notes
		Total			Under 25s			Total			
		16 Stock	17 Entrants	18 Exits	16 Stock	17 Entrants	18 Exits	16 Stock	17 Entrants	18 Exits	
<b>5</b>	<b>Supported employment and rehabilitation</b>	-	-	-	-	-	-	-	-	-	
<b>6</b>	<b>Direct job creation</b>	<b>20 858 u</b>	<b>578 u</b>	<b>2 757 u</b>	<b>- u</b>	<b>- u</b>	<b>- u</b>	<b>10 405 u</b>	<b>344 u</b>	<b>1 135 u</b>	
11	Socially useful work (LSU)	20 858	578	2 757	-	-	-	10 405	344	1 135	
114	ESF Co-financed actions 2000-2006 - public utility works	:	:	:	:	:	:	:	:	:	
<b>7</b>	<b>Start-up incentives</b>	<b>- u</b>	<b>5 446</b>	<b>- u</b>	<b>- u</b>	<b>720 u</b>	<b>- u</b>	<b>- u</b>	<b>1 890 u</b>	<b>- u</b>	
19	Loans for one-person businesses	-	4 499	-	-	720	-	-	1 890	-	
55	[Component] Subsidies for the reinsertion of ex-LSU - Self-employed	:	:	:	:	:	:	:	:	:	1,2
115	ESF Co-financed actions 2000-2006 - training for the creation of new enterprises	: n	: n	:	: n	: n	:	: n	: n	:	1
116	ESF Co-financed actions 2000-2006 - Incentives for self-employment	:	774	:	:	:	:	:	:	:	
117	ESF Co-financed actions 2000-2006 - Integrated steps for business creation	:	173	:	:	:	:	:	:	:	

C.4.11 LMP participants by intervention and by type of action, 2009: Italy

Number of participants

eurostat	Category, intervention number and name	Men and women						Women			Notes
		Total			Under 25s			Total			
		16 Stock	17 Entrants	18 Exits	16 Stock	17 Entrants	18 Exits	16 Stock	17 Entrants	18 Exits	
<b>8</b>	<b>Out-of-work income maintenance and support</b>	<b>1 348 196</b>	:	:	<b>67 656</b>	:	:	<b>523 831</b>	:	:	
8.1	3a Mobility allowance	108 812	105 333	77 434	1 010	2 246	1 626	44 485	38 819	30 682	
	71 Ordinary unemployment benefit (outside agriculture)	392 378	922 774	790 063	16 559	43 490	31 907	182 512	449 394	403 556	3
	72 Ordinary unemployment benefit with reduced requirements (outside agriculture)	141 697	141 697	141 697	12 757	12 757	12 757	77 101	77 101	77 101	3
	73 Ordinary unemployment benefit in the agricultural sector	25 248	25 248	25 248	1 678	1 678	1 678	16 030	16 030	16 030	
	74 Special unemployment benefit in the agricultural sector (66%)	80 221	80 221	80 221	3 877	3 877	3 877	27 631	27 631	27 631	
	75 Special unemployment benefit in the agricultural sector (40%)	62 845	62 845	62 845	3 723	3 723	3 723	35 469	35 469	35 469	
	76 Unemployment benefit with reduced requirements in the agricultural sector	1 683	1 683	1 683	174	174	174	1 036	1 036	1 036	
	77 Special unemployment benefit in the construction sector	10 697	:	:	300	:	:	148	:	:	
	78 Ordinary unemployment benefit in the construction sector	12 129	:	:	317	:	:	303	:	:	
	94 Special solidarity funds in credit industry: extraordinary cheques	12 667	:	:	-	:	:	3 984	:	:	4
	96 Special solidarity funds in cooperative credit industry: extraordinary cheques	50	:	:	-	:	:	13	:	:	4
	97 Special solidarity funds in insurance industry: extraordinary cheques	:	:	:	:	:	:	:	:	:	
	98 Special solidarity funds in Government sector: extraordinary cheques	97	:	:	-	:	:	26	:	:	4
	125 Special solidarity funds: treasury tax collection employees - extraordinary cheques	1 084	:	:	-	:	:	325	:	:	
	126 Special solidarity funds: Poste Italiane spa - extraordinary cheques	1 952	:	:	-	:	:	1 035	:	:	
	127 Special solidarity funds: Air Sector employees	8 234	:	:	25	:	:	2 722	:	:	
8.2	8 [Component] Solidarity contracts - Defensive solidarity contracts	48 696	:	:	664	:	:	17 638	:	:	
	80 Ordinary Wage Compensation Fund	277 147	:	:	14 882	:	:	56 099	:	:	
	81 Extraordinary Wage Compensation Fund	162 559	:	:	11 690	:	:	57 274	:	:	

### C.4.11 LMP participants by intervention and by type of action, 2009: Italy

eurostat		Category, intervention number and name		Men and women						Women			Notes
				Total			Under 25s			Total			
				16 Stock	17 Entrants	18 Exits	16 Stock	17 Entrants	18 Exits	16 Stock	17 Entrants	18 Exits	
<b>9</b>	<b>Early retirement</b>	<b>320 861</b>	:	:	-	-	-	<b>74 316</b>	:	:			
9.2	16 Early retirement	320 861	:	:	-	-	-	74 316	:	:	5		
<b>2-7</b>	<b>Total LMP measures (categories 2-7)</b>	<b>1 352 114 u</b>	:	:	<b>473 057 u</b>	:	:	<b>585 081 u</b>	:	:			
<b>8-9</b>	<b>Total LMP supports (categories 8-9)</b>	<b>1 669 057</b>	:	:	<b>67 656</b>	:	:	<b>598 147</b>	:	:			

Key : Not available; :n Not significant; - Not applicable or real zero or zero by default; 0 or 0.00 Less than half of the unit used; e Estimated value; u Unreliable or uncertain data: participant data complete for interventions covering >=80% but <100% of expenditure; p Provisional data; b Break in series

Source Eurostat (online data code: [lmp\\_partme\\_it](#))

1 Intervention coming to an end.

2 Mixed measure in categories 4 and 7. The breakdown by component is not known so all expenditure and participants have been allocated to category 4, which is assumed to be the most important component.

3 Entrants: total beneficiaries (new starts plus end-year stock).

4 Stock: end-year figure.

5 Stock: start-year figure.

C.4.12 LMP participants by intervention and by type of action, 2009: Cyprus

Number of participants

eurostat	Category, intervention number and name		Men and women						Women			Notes
			Total			Under 25s			Total			
			16 Stock	17 Entrants	18 Exits	16 Stock	17 Entrants	18 Exits	16 Stock	17 Entrants	18 Exits	
<b>1</b>	<b>Labour market services</b>		<b>1 496</b>	<b>1 322</b>	<b>2 060</b>	<b>236</b>	<b>152</b>	<b>412</b>	<b>973</b>	<b>864</b>	<b>1 339</b>	
1.1	9	[Component] Public employment services - Individualised Approach	1 496	1 322	2 060	236	152	412	973	864	1 339	
<b>2</b>	<b>Training</b>		<b>364 u</b>	<b>1 366</b>	<b>1 183</b>	<b>:</b>	<b>:</b>	<b>:</b>	<b>152 u</b>	<b>715</b>	<b>655</b>	
	4	Scheme for the job placement and training of tertiary education graduates	:	146	57	:	146 e	57 e	:	81	32	
	6	Multi-company initial training - accelerated training programmes	115 e	160	66	:	:	:	6 e	14	3	
2.1	10	[Component] Vocational training and labour market promotion for recipients of public assistance - Training programmes	-	-	-	-	-	-	-	-	-	1,2
	18	Vocational training for the disabled in courses independent from the Centre for the Vocational Rehabilitation of the Disabled	4 e	: n	: n	:	: n	: n	2 e	: n	: n	
	28	Emergency scheme for training the unemployed	245 e	1 060	1 060	:	:	:	143 e	620	620	2
<b>3</b>	<b>Job rotation and job sharing</b>		<b>-</b>	<b>-</b>	<b>-</b>	<b>-</b>	<b>-</b>	<b>-</b>	<b>-</b>	<b>-</b>	<b>-</b>	
<b>4</b>	<b>Employment incentives</b>		<b>6 431</b>	<b>15 222</b>	<b>:</b>	<b>49 u</b>	<b>590 u</b>	<b>:</b>	<b>461 u</b>	<b>5 509 u</b>	<b>:</b>	
4.1	10	[Component] Vocational training and labour market promotion for recipients of public assistance - Employment subsidies	3	4	4	-	-	-	2	3	3	1,2
	12	Continued public assistance for recipients taking up employment	798	9 574	:	49	590	:	459	5 506	:	
	24	Promotion of flexible forms of employment	-	-	-	-	-	-	-	-	-	3
	27	Emergency employment support scheme with individualised training of unemployed persons in enterprises	1	15	-	: n	: n	-	: n	: n	-	
4.2	29	Special prevention-action plan (via single company programmes)	5 629	5 629	5 629	:	:	:	:	:	:	
<b>5</b>	<b>Supported employment and rehabilitation</b>		<b>233</b>	<b>:</b>	<b>:</b>	<b>:</b>	<b>:</b>	<b>:</b>	<b>:</b>	<b>:</b>	<b>:</b>	
5.1	13	Supported employment scheme	200	8	-	:	: n	-	81 e	3 e	-	4
5.2	15	Centre for the Vocational Rehabilitation of the Disabled	33	:	:	:	:	:	:	:	:	4
<b>6</b>	<b>Direct job creation</b>		<b>-</b>	<b>-</b>	<b>-</b>	<b>-</b>	<b>-</b>	<b>-</b>	<b>-</b>	<b>-</b>	<b>-</b>	

### C.4.12 LMP participants by intervention and by type of action, 2009: Cyprus

eurostat Category, intervention number and name		Men and women						Women			Notes
		Total			Under 25s			Total			
		16 Stock	17 Entrants	18 Exits	16 Stock	17 Entrants	18 Exits	16 Stock	17 Entrants	18 Exits	
<b>7</b>	<b>Start-up incentives</b>	-	2	2	-	: n	: n	-	2	2	
11	Subsidy for self-employment of older workers	-	-	-	-	-	-	-	-	-	5
14	Self-employment scheme	-	1	1	-	-	-	-	1	1	
17	Scheme for the establishment of small business units	-	1	1	-	: n	: n	-	1	1	2
<b>8</b>	<b>Out-of-work income maintenance and support</b>	<b>12 968</b>	<b>40 821</b>	<b>35 294</b>	<b>1 128</b>	<b>3 833</b>	<b>2 964</b>	<b>6 694</b>	<b>21 015</b>	<b>19 009</b>	
8.1	21 Unemployment benefit	12 968	38 582	33 055	1 128	3 775	2 906	6 694	20 274	18 268	
8.4	20 Redundancy payment	-	2 239 p	2 239 p	-	58 p	58 p	-	741 p	741 p	
<b>9</b>	<b>Early retirement</b>	-	-	-	-	-	-	-	-	-	
<b>2-7</b>	<b>Total LMP measures (categories 2-7)</b>	<b>7 028 u</b>	<b>16 598 u</b>	<b>:</b>	<b>:</b>	<b>:</b>	<b>:</b>	<b>694 u</b>	<b>6 229 u</b>	<b>:</b>	
<b>8-9</b>	<b>Total LMP supports (categories 8-9)</b>	<b>12 968</b>	<b>40 821</b>	<b>35 294</b>	<b>1 128</b>	<b>3 833</b>	<b>2 964</b>	<b>6 694</b>	<b>21 015</b>	<b>19 009</b>	

Key : Not available; :n Not significant; - Not applicable or real zero or zero by default; 0 or 0.00 Less than half of the unit used; e Estimated value; u Unreliable or uncertain data: participant data complete for interventions covering >=80% but <100% of expenditure; p Provisional data; b Break in series

Source Eurostat (online data code: [lmp\\_partme\\_cy](#))

- 1 No training programmes were implemented during 2009.
- 2 Entrants: total beneficiaries (new starts plus end-year stock).
- 3 Intervention coming to an end.
- 4 Stock: end-year figure.
- 5 Intervention not applied in 2009.

C.4.13 LMP participants by intervention and by type of action, 2009: Latvia

Number of participants

eurostat	Category, intervention number and name		Men and women						Women			Notes
			Total			Under 25s			Total			
			16 Stock	17 Entrants	18 Exits	16 Stock	17 Entrants	18 Exits	16 Stock	17 Entrants	18 Exits	
<b>1</b>	<b>Labour market services</b>		<b>30</b>	<b>6 046</b>	<b>5 944</b>	<b>15</b>	<b>2 768</b>	<b>2 712</b>	<b>15</b>	<b>3 394</b>	<b>3 341</b>	
1.1	44	[Component] Complex support measures -	30	6 046	5 944	15	2 768	2 712	15	3 394	3 341	
<b>2</b>	<b>Training</b>		<b>4 856</b>	<b>32 499</b>	<b>25 450</b>	<b>886</b>	<b>5 452</b>	<b>4 182</b>	<b>3 054</b>	<b>19 526</b>	<b>15 041</b>	
2.1	3	Occupational training, re-training and raising of qualification of the unemployed	2 220	9 954	6 859	493	2 267	1 509	1 499	6 293	4 360	
	4	Non-formal education	2 309	19 292	18 498	358	2 844	2 664	1 324	11 017	10 636	
	45	Professional training for employees on work stoppage using the coupon-system	327	3 253	93	35	341	9	231	2 216	45	
<b>3</b>	<b>Job rotation and job sharing</b>		-	-	-	-	-	-	-	-	-	
<b>4</b>	<b>Employment incentives</b>		<b>1 888</b>	<b>4 817</b>	<b>3 760</b>	<b>376</b>	<b>1 566</b>	<b>1 002</b>	<b>999</b>	<b>2 404</b>	<b>1 992</b>	
4.1	24	Skill development for secondary school or secondary occupational school students during their summer holidays	-	:	-	-	:	-	-	:	-	1
	37	Subsidised employment for unemployed	848	98	988	80	14	107	463	53	572	
	40	Work trial	-	-	-	-	-	-	-	-	-	1
	41	Measure for special target groups	285	511	109	34	60	11	157	274	64	
	42	Training at the employer's workplace	135	441	416	41	132	115	73	241	224	
	43	Mobility promotion for persons who are employed by merchants	: n	-	13	: n	-	2	: n	-	6	
	44	[Component] Complex support measures -	620	3 767	2 234	221	1 360	767	306	1 836	1 126	
<b>5</b>	<b>Supported employment and rehabilitation</b>		-	-	-	-	-	-	-	-	-	
<b>6</b>	<b>Direct job creation</b>		<b>5 124</b>	<b>31 208</b>	<b>15 055</b>	<b>552</b>	<b>3 405</b>	<b>1 649</b>	<b>2 442</b>	<b>14 557</b>	<b>6 860</b>	
	13	Paid temporary public works (PTPW)	1 689	11 889	11 890	189	1 295	1 295	756	5 459	5 460	
	46	Work practice in municipalities	3 435	19 319	3 165	363	2 110	354	1 686	9 098	1 400	
<b>7</b>	<b>Start-up incentives</b>		<b>57</b>	<b>266</b>	<b>183</b>	<b>3</b>	<b>19</b>	<b>17</b>	<b>37</b>	<b>162</b>	<b>112</b>	
	39	Measures for starting a business or self-employment	57	266	183	3	19	17	37	162	112	

### C.4.13 LMP participants by intervention and by type of action, 2009: Latvia

eurostat		Category, intervention number and name	Men and women						Number of participants			Notes
			Total			Under 25s			Women			
			16 Stock	17 Entrants	18 Exits	16 Stock	17 Entrants	18 Exits	16 Stock	17 Entrants	18 Exits	
<b>8</b>		<b>Out-of-work income maintenance and support</b>	<b>62 880</b>	<b>83 223</b>	<b>91 251</b>	<b>6 905</b>	<b>9 144 e</b>	<b>10 048 e</b>	<b>31 198</b>	<b>37 344 u</b>	<b>43 500 u</b>	
8.1	15	[Component] Full unemployment benefit - All benefits	65 211	81 208	89 236	7 343	9 144 e	10 048 e	32 651	37 344	43 500	
8.5	16	Satisfaction of employees' claims from the employee claims guarantee fund	-	2 015	2 015	-	:	:	-	:	:	
8.A	15	[Component] Full unemployment benefit - Benefits paid to persons in training (interventions LV-3 and LV-4)	- 2 331 e	:	:	- 438 e	:	:	- 1 453 e	:	:	
<b>9</b>		<b>Early retirement</b>	<b>-</b>	<b>-</b>	<b>-</b>	<b>-</b>	<b>-</b>	<b>-</b>	<b>-</b>	<b>-</b>	<b>-</b>	
<b>2-7</b>		<b>Total LMP measures (categories 2-7)</b>	<b>11 925</b>	<b>68 790</b>	<b>44 448</b>	<b>1 817</b>	<b>10 442</b>	<b>6 850</b>	<b>6 532</b>	<b>36 649</b>	<b>24 005</b>	
<b>8-9</b>		<b>Total LMP supports (categories 8-9)</b>	<b>62 880</b>	<b>83 223</b>	<b>91 251</b>	<b>6 905</b>	<b>9 144 e</b>	<b>10 048 e</b>	<b>31 198</b>	<b>37 344 u</b>	<b>43 500 u</b>	

Key : Not available; :n Not significant; - Not applicable or real zero or zero by default; 0 or 0.00 Less than half of the unit used; e Estimated value; u Unreliable or uncertain data: participant data complete for interventions covering >=80% but <100% of expenditure; p Provisional data; b Break in series

Source Eurostat (online data code: [lmp\\_partme\\_lv](#))

1 Intervention not applied in 2009.

C.4.14 LMP participants by intervention and by type of action, 2009: Lithuania

Number of participants

eurostat	Category, intervention number and name		Men and women						Women			Notes
			Total			Under 25s			Total			
			16 Stock	17 Entrants	18 Exits	16 Stock	17 Entrants	18 Exits	16 Stock	17 Entrants	18 Exits	
<b>1</b>	<b>Labour market services</b>		<b>176 591 u</b>	<b>387 632</b>	<b>221 363 u</b>	<b>26 836 u</b>	<b>69 963 u</b>	<b>47 196 u</b>	<b>76 722 u</b>	<b>141 892 u</b>	<b>100 910 u</b>	
1.1	8	Individual Employment Plans, assistance in finding jobs, employment mediation services	176 519	298 608	187 439	26 813	59 850	38 020	76 690	126 386	85 287	
	9	Group counselling (former "Job clubs" )	72	33 614	33 924	23	10 113	9 176	32	15 506	15 623	
	12	Vocational counselling services provided by the psychologists of the territorial labour market training and counselling offices	:	55 410	:	:	:	:	:	:	:	
<b>2</b>	<b>Training</b>		<b>5 357</b>	<b>13 929</b>	<b>9 348</b>	<b>2 517</b>	<b>5 991</b>	<b>3 866</b>	<b>2 845</b>	<b>6 862</b>	<b>4 332</b>	
2.3	1	Vocational training of the registered unemployed and employees facing redundancy	5 357	13 929	9 348	2 517	5 991	3 866	2 845	6 862	4 332	
<b>3</b>	<b>Job rotation and job sharing</b>		<b>108</b>	<b>589</b>	<b>515</b>	<b>23</b>	<b>140</b>	<b>129</b>	<b>94</b>	<b>498</b>	<b>441</b>	
3.1	30	Job rotation	108	589	515	23	140	129	94	498	441	
<b>4</b>	<b>Employment incentives</b>		<b>:</b>	<b>14 273 b</b>	<b>:</b>	<b>:</b>	<b>:</b>	<b>:</b>	<b>:</b>	<b>:</b>	<b>:</b>	
4.1	2	Support of social enterprises	:	484	:	:	:	:	:	:	:	
	3	Local Employment Initiative projects	871	588	555	:	133	:	:	197	:	
	31	Promotion of work skills development	1 382	3 832	3 139	843	2 383	1 748	801	2 150	1 886	
	32	Subsidised employment	3 839 b	9 017 b	5 015 b	341 b	902 b	472 b	2 056 b	4 871 b	2 829 b	1
	34	Subsidies for job creation	713	279	:	35	18	:	232	85	:	
4.2	33	Support for self-employment	157	73	:	7	6	:	48	21	:	
<b>5</b>	<b>Supported employment and rehabilitation</b>		<b>154</b>	<b>340</b>	<b>271</b>	<b>24</b>	<b>52</b>	<b>44</b>	<b>81</b>	<b>186</b>	<b>153</b>	
5.2	28	Vocational (occupational) rehabilitation	154	340	271	24	52	44	81	186	153	
<b>6</b>	<b>Direct job creation</b>		<b>2 692</b>	<b>18 834</b>	<b>16 594</b>	<b>255</b>	<b>1 933</b>	<b>1 736</b>	<b>1 176</b>	<b>8 181</b>	<b>7 388</b>	
	5	Public works	2 692	18 834	16 594	255	1 933	1 736	1 176	8 181	7 388	
<b>7</b>	<b>Start-up incentives</b>		<b>-</b>	<b>-</b>	<b>-</b>	<b>-</b>	<b>-</b>	<b>-</b>	<b>-</b>	<b>-</b>	<b>-</b>	



#### C.4.14 LMP participants by intervention and by type of action, 2009: Lithuania

eurostat		Category, intervention number and name	Men and women						Women			Notes
			Total			Under 25s			Total			
			16 Stock	17 Entrants	18 Exits	16 Stock	17 Entrants	18 Exits	16 Stock	17 Entrants	18 Exits	
<b>8</b>		<b>Out-of-work income maintenance and support</b>	<b>70 362 u</b>	<b>175 116 u</b>	<b>131 655 u</b>	<b>7 914 u</b>	<b>22 953 u</b>	<b>16 914 u</b>	<b>28 353 u</b>	<b>71 001 u</b>	<b>53 230 u</b>	
8.1	21	Unemployment social insurance benefit	70 362	175 116	131 655	7 914	22 953	16 914	28 353	71 001	53 230	
8.5	22	Compensation from the Guarantee Fund	:	:	:	:	:	:	:	:	:	2
<b>9</b>		<b>Early retirement</b>	<b>-</b>	<b>-</b>	<b>-</b>	<b>-</b>	<b>-</b>	<b>-</b>	<b>-</b>	<b>-</b>	<b>-</b>	
<b>2-7</b>		<b>Total LMP measures (categories 2-7)</b>	<b>15 273 u</b>	<b>47 965 b</b>	<b>35 437 u</b>	<b>4 045 u</b>	<b>11 558 u</b>	<b>7 995 u</b>	<b>7 333 u</b>	<b>23 051 u</b>	<b>17 029 u</b>	
<b>8-9</b>		<b>Total LMP supports (categories 8-9)</b>	<b>70 362 u</b>	<b>175 116 u</b>	<b>131 655 u</b>	<b>7 914 u</b>	<b>22 953 u</b>	<b>16 914 u</b>	<b>28 353 u</b>	<b>71 001 u</b>	<b>53 230 u</b>	

Key : Not available; :n Not significant; - Not applicable or real zero or zero by default; 0 or 0.00 Less than half of the unit used; e Estimated value; u Unreliable or uncertain data: participant data complete for interventions covering >=80% but <100% of expenditure; p Provisional data; b Break in series

Source Eurostat (online data code: [lmp\\_partme\\_lt](#))

1 Includes participants in subsidised employment with both fixed-term and open-ended contracts. Previously the two were separated in LT-32 (fixed-term) and LT-35 (open-ended).

2 Entrants: total beneficiaries (new starts plus end-year stock).

C.4.15 LMP participants by intervention and by type of action, 2009: Luxembourg

Number of participants

eurostat	Category, intervention number and name		Men and women						Women			Notes
			Total			Under 25s			Total			
			16 Stock	17 Entrants	18 Exits	16 Stock	17 Entrants	18 Exits	16 Stock	17 Entrants	18 Exits	
<b>1</b>	<b>Labour market services</b>		:	:	:	:	:	:	:	:	:	
<b>2</b>	<b>Training</b>		<b>752 u</b>	<b>1 185</b>	<b>74 u</b>	<b>290 u</b>	<b>455 e</b>	<b>45 u</b>	<b>320 u</b>	<b>499 e</b>	<b>36 u</b>	
2.1	11	Employability and re-training courses	:	236	:	:	75 e	:	:	115 e	:	
	20	Vocational training and retraining measures for disabled workers	-	5	: n	-	3	: n	-	1	: n	
2.2	39	Support contract for employment	179	353	51	156	315	43	69	138	20	
2.3	26	In-company traineeships for adults	311	472	15	-	-	-	135	201	8	
2.4	29	Apprenticeship for adults	262	119	8	134	62	2	116	44	8	
<b>3</b>	<b>Job rotation and job sharing</b>		-	-	-	-	-	-	-	-	-	
<b>4</b>	<b>Employment incentives</b>		<b>14 006 e</b>	<b>4 383 e</b>	:	<b>941 e</b>	<b>619 e</b>	:	<b>5 059 e</b>	<b>1 650 e</b>	:	
	3	Reemployment Bonus	5 585	1 065	:	91	57	:	1 700	319	:	1
	21	Measures of professional (re)integration of disabled workers	1 459	406	:	153	56	:	522	117	:	
4.1	6	Aid for employing long-term and older unemployed	2 238	1 034	:	-	-	:	918 e	424	:	1
	7	Mobility allowance	357	121	204	37	10	21	141	52	82	
	9	Income tax reduction for hiring unemployed people	1 849 e	591 e	:	392 e	115 e	:	710 e	244 e	:	2
	13	Subsidies for the creation of jobs of socio-economic value	-	-	-	-	-	-	-	-	-	3
	40	Job initiation contract	375	525	26	263	378	18	140	199	9	
4.2	31	Compensatory benefit	2 143 e	641 e	174 e	5 e	3 e	1 e	928 e	295 e	66 e	
<b>5</b>	<b>Supported employment and rehabilitation</b>		<b>50</b>	<b>1 433</b>	<b>: n</b>	<b>: n</b>	<b>132</b>	<b>: n</b>	<b>: n</b>	<b>878</b>	<b>: n</b>	
5.1	22	Adaptation of the workplace for disabled workers	-	1	-	-	-	-	-	-	-	
	23	Reimbursement of extra leave for disabled workers	-	1 373	-	-	132	-	-	878	-	
	27	Job creation for disabled workers	50	: n	: n	: n	: n	: n	: n	: n	: n	1
	33	Wage participation	: n	24	: n	: n	: n	: n	: n	: n	: n	
5.2	32	Redeployment measures	: n	35	: n	: n	: n	: n	: n	: n	: n	
<b>6</b>	<b>Direct job creation</b>		<b>914</b>	<b>584</b>	<b>25 u</b>	<b>88</b>	<b>165</b>	<b>3 u</b>	<b>380</b>	<b>220</b>	<b>4 u</b>	
	2	Extraordinary works of general interest	51	: n	: n	-	-	-	: n	: n	: n	
	10	Socially useful works	271	460	25	61	142	3	96	158	4	
	28	Pool of assistants	106	124	:	12	23	:	53	62	:	
	34	Temporary Compensated Appointment	486	: n	: n	15	: n	: n	231	: n	: n	1

C.4.15 LMP participants by intervention and by type of action, 2009: Luxembourg

eurostat		Category, intervention number and name		Men and women						Women			Notes
				Total			Under 25s			Total			
				16 Stock	17 Entrants	18 Exits	16 Stock	17 Entrants	18 Exits	16 Stock	17 Entrants	18 Exits	
<b>7</b>		<b>Start-up incentives</b>	-	25	25	-	: n	: n	-	: n	: n		
14		Subsidies for the creation of businesses by the unemployed	-	25	25	-	: n	: n	-	: n	: n		
<b>8</b>		<b>Out-of-work income maintenance and support</b>	<b>17 572</b>	<b>116 118</b>	:	:	:	:	<b>4 191 e</b>	<b>20 041 e</b>	:		
8.1	5	Unemployment benefits	6 653	6 879	:	787	938	:	2 752	2 772	:		
8.2	1	Partial unemployment benefit	6 999	83 992	:	:	:	:	1 400 e	16 798 e	:		
	4	Compensation for unemployment due to technical reasons or bad weather	3 920	23 523	23 523 e	: n	: n	: n	39 e	84 e	84 e		
8.5	8	Debt guarantee in case of employer closing down	-	1 724	-	-	182	-	-	387	-		
<b>9</b>		<b>Early retirement</b>	<b>1 323</b>	<b>552</b>	<b>611 e</b>	-	-	-	<b>147</b>	<b>61</b>	<b>68 e</b>		
9.1	19	Early retirement	1 323	552	611 e	-	-	- e	147	61	68 e	1	
<b>2-7</b>		<b>Total LMP measures (categories 2-7)</b>	<b>15 722 u</b>	<b>7 610 e</b>	:	<b>1 319 u</b>	<b>1 371 e</b>	:	<b>5 759 u</b>	<b>3 247 e</b>	:		
<b>8-9</b>		<b>Total LMP supports (categories 8-9)</b>	<b>18 895</b>	<b>116 670</b>	:	<b>787 u</b>	<b>1 120 u</b>	:	<b>4 338 e</b>	<b>20 102 e</b>	:		

Key : Not available; :n Not significant; - Not applicable or real zero or zero by default; 0 or 0.00 Less than half of the unit used; e Estimated value; u Unreliable or uncertain data: participant data complete for interventions covering >=80% but <100% of expenditure; p Provisional data; b Break in series

Source Eurostat (online data code: [lmp\\_partme\\_lu](#))

1 Stock: end-year figure.

2 Data refers to 2008.

3 Intervention not applied in 2009.

**C.4.16 LMP participants by intervention and by type of action, 2009: Hungary**

Number of participants

eurostat	Category, intervention number and name		Men and women						Women			Notes
			Total			Under 25s			Total			
			16 Stock	17 Entrants	18 Exits	16 Stock	17 Entrants	18 Exits	16 Stock	17 Entrants	18 Exits	
<b>1</b>	<b>Labour market services</b>		:	:	:	:	:	:	:	:	:	
1.1	40	Jobseeking Agreement	:	:	:	:	:	:	:	:	:	1
<b>2</b>	<b>Training</b>		<b>13 548</b>	<b>38 427</b>	<b>36 643</b>	<b>4 681</b>	<b>11 211</b>	<b>11 750</b>	<b>7 004</b>	<b>19 553</b>	<b>19 203</b>	
2.1	3	Training for unemployed	13 349	37 535	35 751	4 668	11 139	11 678	6 907	18 999	18 649	
	4	Training for employed persons	199	892	892	13	72	72	97	554	554	
<b>3</b>	<b>Job rotation and job sharing</b>		-	-	-	-	-	-	-	-	-	
<b>4</b>	<b>Employment incentives</b>		<b>27 504</b>	<b>90 397</b>	:	:	:	:	:	:	:	
	34	Start plus	2 972	2 958	4 538	405	464	537	2 002	2 141	3 035	
4.1	5	Creation of new jobs and maintenance of existing jobs	756	849	636	:	:	:	:	:	:	
	6	Part-time employment	:	-	:	:	-	:	:	-	:	
	10	Support for the employment of disabled workers	-	-	-	-	-	-	-	-	-	
	11	Creation of new jobs (temporary contracts)	7 445	9 419	15 887	1 915	2 514	3 894	3 977	4 873	8 462	
	13	Work experience for persons entering the labour market	-	-	-	-	-	-	-	-	-	2
	14	Assumption of employment-related contributions	57	-	301	:	:	:	:	:	:	3
	22	Transportation of persons in group	-	-	-	-	-	-	-	-	-	4
	23	Support for long-distance travel costs	430	740	867	154	224	336	320	541	626	4
	32	Telework	467	518	465	:	:	:	:	:	:	
	33	Wage-costs support	8 850	17 551	12 402	2 460	3 992	4 157	5 196	10 222	7 209	
	35	Start extra	1 882	2 630	2 544	142	230	152	955	1 361	1 311	
4.2	8	Maintenance of existing job	2 714	32 571	:	:	:	:	:	:	:	
	36	Maintenance of existing job, decfa	317	3 798	4 393	:	:	:	:	:	:	
	37	Maintenance of existing job, OFA	1 614	19 363	:	:	:	:	:	:	:	
<b>5</b>	<b>Supported employment and rehabilitation</b>		-	-	-	-	-	-	-	-	-	
<b>6</b>	<b>Direct job creation</b>		<b>13 831</b>	<b>128 106</b>	:	:	:	:	:	:	:	
	12	Support for community service work	3 927	9 263	18 374	626	1 558	2 595	1 968	4 507	8 956	
	38	Public purpose employment	8 604	103 247	:	:	:	:	:	:	:	
	39	Employment in public work(s)	1 300	15 596	:	:	:	:	:	:	:	
<b>7</b>	<b>Start-up incentives</b>		<b>1 430</b>	<b>3 848</b>	<b>4 114</b>	:	:	:	:	:	:	
	16	Assistance for unemployed persons to become entrepreneurs	1 359	3 848	3 807	176	487	469	708	1 994	1 959	
	17	Assistance for self-employment	71	-	307	:	:	:	:	:	:	3

### C.4.16 LMP participants by intervention and by type of action, 2009: Hungary

eurostat		Category, intervention number and name	Men and women						Number of participants			Notes
			Total			Under 25s			Women			
			16 Stock	17 Entrants	18 Exits	16 Stock	17 Entrants	18 Exits	16 Stock	17 Entrants	18 Exits	
<b>8</b>		<b>Out-of-work income maintenance and support</b>	<b>239 042</b>	<b>597 338</b>	<b>531 081</b>	<b>16 147</b>	<b>56 086</b>	<b>51 579</b>	<b>100 932</b>	<b>254 034</b>	<b>227 665</b>	
8.1	29	Job-seeker and entrepreneurial benefits	162 520	385 652	343 812	9 543	31 225	28 870	70 413	163 320	146 781	
	31	Job-seekers' Allowance	76 522	211 686	187 269	6 604	24 861	22 709	30 519	90 714	80 884	
<b>9</b>		<b>Early retirement</b>	-	-	-	-	-	-	-	-	-	
<b>2-7</b>		<b>Total LMP measures (categories 2-7)</b>	<b>56 313</b>	<b>260 778</b>	<b>:</b>	<b>:</b>	<b>:</b>	<b>:</b>	<b>:</b>	<b>:</b>	<b>:</b>	
<b>8-9</b>		<b>Total LMP supports (categories 8-9)</b>	<b>239 042</b>	<b>597 338</b>	<b>531 081</b>	<b>16 147</b>	<b>56 086</b>	<b>51 579</b>	<b>100 932</b>	<b>254 034</b>	<b>227 665</b>	

Key : Not available; :n Not significant; - Not applicable or real zero or zero by default; 0 or 0.00 Less than half of the unit used; e Estimated value; u Unreliable or uncertain data: participant data complete for interventions covering >=80% but <100% of expenditure; p Provisional data; b Break in series

Source Eurostat (online data code: [lmp\\_partme\\_hu](#))

1 No data available.

2 Intervention not applied in 2009.

3 Intervention coming to an end.

4 Participants for HU-22 and HU-23 are grouped together under HU-23.

C.4.17 LMP participants by intervention and by type of action, 2009: Malta

Number of participants

eurostat	Category, intervention number and name		Men and women						Women			Notes
			Total			Under 25s			Total			
			16 Stock	17 Entrants	18 Exits	16 Stock	17 Entrants	18 Exits	16 Stock	17 Entrants	18 Exits	
<b>1</b>	<b>Labour market services</b>		:	:	:	:	:	:	:	:		
<b>2</b>	<b>Training</b>		<b>548</b>	<b>6 585</b>	<b>6 585</b>	<b>150</b>	<b>1 809</b>	<b>1 809</b>	<b>168</b>	<b>2 036</b>	<b>2 036</b>	
2.1	17	Training courses provided by ETC	540	6 484	6 484	147	1 765	1 765	166	2 007	2 007	1
	19	Training provided by specialised organisations	-	-	: n	-	-	: n	-	-	: n	2
	33	[Component] Increasing female participation through childcare services at the workplace - Training	-	-	-	-	-	-	-	-	-	2
	34	Basic employment training	-	-	-	-	-	-	-	-	-	2
2.2	8	Bridging the Gap (BTG)	6	69	69	1	18	18	1	11	11	1
2.3	9	Traineeship scheme	2	32	32	2	26	26	1	18	18	
	35	Lone mothers initiative	-	-	-	-	-	-	-	-	-	2
<b>3</b>	<b>Job rotation and job sharing</b>		-	-	-	-	-	-	-	-	-	
<b>4</b>	<b>Employment incentives</b>		<b>82</b>	<b>986</b>	<b>986</b>	<b>61</b>	<b>731</b>	<b>731</b>	<b>36</b>	<b>441</b>	<b>441</b>	
4.1	1	Job Experience Scheme (JES)	24	288	288	24	288	288	11	131	131	1
	2	Work Start Scheme (WSS)	: n	: n	: n	: n	: n	: n	: n	: n	: n	
	10	Supported Employment Scheme (SES)	-	-	-	-	-	-	-	-	-	2
	36	Women returnees	-	-	-	-	-	-	-	-	-	2
	38	Private sector placement scheme	3	38	38	3	38	38	1	11	11	
	39	Gozo employment aid programme	16	193	193	10	118	118	7	86	86	
	41	Employment aid scheme	31	368	368	17	204	204	13	159	159	
	43	Work trial scheme	8	99	99	7	83	83	4	54	54	
4.2	33	[Component] Increasing female participation through childcare services at the workplace - Employment incentives	-	-	-	-	-	-	-	-	-	2
<b>5</b>	<b>Supported employment and rehabilitation</b>		-	-	-	-	-	-	-	-	-	
<b>6</b>	<b>Direct job creation</b>		<b>117</b>	<b>136</b>	<b>136</b>	<b>3</b>	<b>21</b>	<b>21</b>	<b>8</b>	<b>17</b>	<b>17</b>	
	3	Active Youth Scheme (AYS)	2	21	21	2	20	20	1	10	10	
	42	Community work scheme	115	115	115	1	1	1	7	7	7	3
<b>7</b>	<b>Start-up incentives</b>		<b>12</b>	<b>42</b>	<b>42</b>	<b>1</b>	<b>3</b>	<b>3</b>	<b>1</b>	<b>4</b>	<b>4</b>	
	27	Start up incentive scheme (INT)	12	42	42	1	3	3	1	4	4	1

### C.4.17 LMP participants by intervention and by type of action, 2009: Malta

eurostat		Category, intervention number and name	Men and women						Women			Notes
			Total			Under 25s			Total			
			16 Stock	17 Entrants	18 Exits	16 Stock	17 Entrants	18 Exits	16 Stock	17 Entrants	18 Exits	
<b>8</b>	<b>Out-of-work income maintenance and support</b>	<b>11 261</b>	:	:	<b>2 080</b>	:	:	<b>2 346</b>	:	:		
8.1	28 Unemployment benefit	5 559	:	:	1 309	:	:	1 503	:	:	3	
	29 Unemployment assistance	5 702	:	:	771	:	:	843	:	:		
<b>9</b>	<b>Early retirement</b>	-	-	-	-	-	-	-	-	-		
<b>2-7</b>	<b>Total LMP measures (categories 2-7)</b>	<b>759</b>	<b>7 749</b>	<b>7 749</b>	<b>215</b>	<b>2 564</b>	<b>2 564</b>	<b>213</b>	<b>2 498</b>	<b>2 498</b>		
<b>8-9</b>	<b>Total LMP supports (categories 8-9)</b>	<b>11 261</b>	:	:	<b>2 080</b>	:	:	<b>2 346</b>	:	:		

Key : Not available; :n Not significant; - Not applicable or real zero or zero by default; 0 or 0.00 Less than half of the unit used; e Estimated value; u Unreliable or uncertain data: participant data complete for interventions covering >=80% but <100% of expenditure; p Provisional data; b Break in series

Source Eurostat (online data code: [lmp\\_partme\\_mt](#))

- 1 Entrants: total beneficiaries (new starts plus end-year stock).
- 2 Intervention not applied in 2009.
- 3 Stock: end-year figure.

**C.4.18 LMP participants by intervention and by type of action, 2009: Netherlands**

Number of participants

eurostat	Category, intervention number and name		Men and women						Women			Notes
			Total			Under 25s			Total			
			16 Stock	17 Entrants	18 Exits	16 Stock	17 Entrants	18 Exits	16 Stock	17 Entrants	18 Exits	
<b>1</b>	<b>Labour market services</b>		<b>234 620 e</b>	<b>176 360 u</b>	<b>148 270 u</b>	<b>16 190 u</b>	<b>20 540 u</b>	<b>14 080 u</b>	<b>116 950 u</b>	<b>84 570 u</b>	<b>76 720 u</b>	
1.1	52	[Component] Reintegration budget UWV regarding WW-recipients - Individual case-management	40 460	54 230	34 720	560	2 030	1 470	16 490	23 420	16 520	1
	54	[Component] Minority-targeted LMP (Stimulation labour participation) - Individual case-management	16 000 e	:	:	:	:	:	:	:	:	
	64	[Component] Flexible reintegration budget municipalities - Individual case-management	178 160 e	122 130 e	113 550 e	15 630 e	18 510 e	12 610 e	100 460 e	61 150 e	60 200 e	1,2
<b>2</b>	<b>Training</b>		<b>178 270 e</b>	<b>:</b>	<b>:</b>	<b>:</b>	<b>:</b>	<b>:</b>	<b>:</b>	<b>:</b>	<b>:</b>	
2.1	33	[Component] Abw/WWB - National assistance benefit - Benefits paid to participants in cat. 2 Training	17 800	:	:	:	:	:	:	:	:	1
	64	[Component] Flexible reintegration budget municipalities - Training	19 800 e	13 600 e	12 600 e	1 700 e	2 100 e	1 400 e	11 200 e	6 800 e	6 700 e	1,2
2.3	31	[Component] WW - Unemployment insurance - Benefits paid to participants in cat. 2 Training	4 500	:	:	:	:	:	:	:	:	1
	52	[Component] Reintegration budget UWV regarding WW-recipients - Training	4 470	2 820	1 890	80	90	10	1 810	990	850	1
	54	[Component] Minority-targeted LMP (Stimulation labour participation) - Training	16 000 e	:	:	:	:	:	:	:	:	
2.4	1	[Component] WVA - Act on reduction of employers tax and social security contributions - VO (apprentices)	138 000 e	138 000 e	138 000 e	:	:	:	:	:	:	1,3
2.A	65	Adjustment for double-counting, category 2	- 22 300	:	:	:	:	:	:	:	:	4
<b>3</b>	<b>Job rotation and job sharing</b>		<b>-</b>	<b>-</b>	<b>-</b>	<b>-</b>	<b>-</b>	<b>-</b>	<b>-</b>	<b>-</b>	<b>-</b>	
<b>4</b>	<b>Employment incentives</b>		<b>27 830</b>	<b>15 360</b>	<b>19 920</b>	<b>1 510</b>	<b>2 070</b>	<b>1 510</b>	<b>11 780</b>	<b>5 930</b>	<b>8 600</b>	
4.1	1	[Component] WVA - Act on reduction of employers tax and social security contributions - VLW (LTU)	-	-	:	-	-	:	-	-	:	1,3
	60	Temporary measure for transforming ID-jobs into regular jobs	-	-	-	-	-	-	-	-	-	2,5
	64	[Component] Flexible reintegration budget municipalities - Wage cost subsidy	27 830	15 360	19 920	1 510	2 070	1 510	11 780	5 930	8 600	1,2
<b>5</b>	<b>Supported employment and rehabilitation</b>		<b>154 740</b>	<b>45 200</b>	<b>36 290</b>	<b>14 180</b>	<b>8 990</b>	<b>5 130</b>	<b>53 890</b>	<b>19 240</b>	<b>16 150</b>	
	59	Act on the (re)integration in employment of the occupationally disabled (REA)	52 720	38 920	30 580	9 030	7 770	4 610	24 340	16 830	14 410	1
5.1	6	WSW - Sheltered employment act	102 020	6 280	5 710	5 150	1 220	520	29 550	2 410	1 740	1



C.4.18 LMP participants by intervention and by type of action, 2009: Netherlands

Number of participants

eurostat	Category, intervention number and name		Men and women						Women			Notes
			Total			Under 25s			Total			
			16 Stock	17 Entrants	18 Exits	16 Stock	17 Entrants	18 Exits	16 Stock	17 Entrants	18 Exits	
<b>6</b>	<b>Direct job creation</b>		-	-	-	-	-	-	-	-	-	
<b>7</b>	<b>Start-up incentives</b>		-	-	-	-	-	-	-	-	-	
<b>8</b>	<b>Out-of-work income maintenance and support</b>		<b>670 280 e</b>	:	:	:	:	:	:	:	:	
8.1	31	[Component] WW - Unemployment insurance - Benefits paid to participants in cat. 1.1.2 Individual case-management	40 500	:	:	:	:	:	:	:	:	1
	31	[Component] WW - Unemployment insurance - Regular benefits	223 800	:	:	:	:	:	:	:	:	1
	32	TW - Supplementary benefits	-	-	-	-	-	-	-	-	-	6
	33	[Component] Abw/WWB - National assistance benefit - Regular benefits	151 300	:	:	:	:	:	:	:	:	1
	33	[Component] Abw/WWB - National assistance benefit - Benefits paid to participants in cat. 1.1.2 Individual case-management	160 300	:	:	:	:	:	:	:	:	1
	34	IOAW - Income provisions for older or partially disabled, formerly unemployed persons	12 100	6 320	2 510	-	-	-	5 700	2 900	1 390	1
	35	IOAZ - Income provisions for older or partially disabled, formerly self-employed persons	2 280	560	360	-	-	-	1 050	250	260	1
	61	Unemployment benefits former civil servants (WRO)	80 000 e	:	:	:	:	:	:	:	:	
<b>9</b>	<b>Early retirement</b>		-	-	-	-	-	-	-	-	-	
<b>2-7</b>	<b>Total LMP measures (categories 2-7)</b>		<b>360 840 e</b>	<b>214 980 u</b>	<b>208 700 u</b>	<b>17 470 u</b>	<b>13 250 u</b>	<b>8 050 u</b>	<b>78 680 u</b>	<b>32 960 u</b>	<b>32 300 u</b>	
<b>8-9</b>	<b>Total LMP supports (categories 8-9)</b>		<b>670 280 e</b>	:	:	:	:	:	:	:	:	

157

Key : Not available; :n Not significant; - Not applicable or real zero or zero by default; 0 or 0.00 Less than half of the unit used; e Estimated value; u Unreliable or uncertain data: participant data complete for interventions covering >=80% but <100% of expenditure; p Provisional data; b Break in series

Source Eurostat (online data code: [lmp\\_partme\\_nl](#))

1 Stock: end-year figure.

2 NL-64 includes participants of NL-60.

3 Intake for the VLW ended in 2003 so that the 4-year subsidy for entrants up to that time ended in 2006 and there are no longer any participants for this component.

4 Participants receiving unemployment insurance/assistance in NL-31 and 33 that are already counted in NL-52 and 64.

5 Intervention coming to an end.

6 Participants already reported under NL-31.

C.4.19 LMP participants by intervention and by type of action, 2009: Austria

Number of participants

eurostat	Category, intervention number and name		Men and women						Women			Notes
			Total			Under 25s			Total			
			16 Stock	17 Entrants	18 Exits	16 Stock	17 Entrants	18 Exits	16 Stock	17 Entrants	18 Exits	
<b>1</b>	<b>Labour market services</b>		<b>253 966</b>	<b>1 579 160</b>	<b>1 691 322</b>	<b>41 795</b>	<b>301 787</b>	<b>332 598</b>	<b>105 484</b>	<b>642 520</b>	<b>684 579</b>	
1.1	16	Counselling for jobseekers and enterprises	18 468	70 267	60 221	3 375	14 435	11 873	9 314	37 379	32 909	
	28	Interview allowance	-	17 254	17 254	-	3 595	3 595	-	5 764	5 764	
	34	Work adjustment backup system and job assistance for the disabled	-	27 199	-	-	17 651	-	-	10 993	-	1
	54	[Component] Counselling and support of employment seekers & services for employers (PES) - Individual case-management	235 498	1 464 440	1 613 847	38 420	266 106	317 130	96 170	588 384	645 906	
<b>2</b>	<b>Training</b>		<b>113 102</b>	<b>907 528</b>	<b>843 756 u</b>	<b>59 133</b>	<b>292 225</b>	<b>275 397 u</b>	<b>55 705</b>	<b>442 419</b>	<b>413 522 u</b>	
	18	[Component] Employment foundations - Training and guidance	7 677	10 743	5 433	1 651	2 355	1 030	3 641	4 452	2 527	2
2.1	7	Promotion of occupational mobility - course cost and course related cost	49 059	294 868	277 188	15 326	79 073	73 794	26 325	143 522	134 490	
	8	Promotion of occupational mobility - living allowance	58 742	275 940	254 282	18 729	80 775	74 044	30 217	132 719	123 007	
	12	Support for training in institutions	42 759	206 185	191 266	20 486	76 772	70 190	21 363	100 076	93 256	
	25	[Component] Further training allowance - Institutional training	4 987	11 153	3 858	1 058	2 609	841	2 069	3 951	1 239	3
2.2	13	Support for training in enterprises - support persons in enterprises for training measures (support of qualification for employees)	8 322	64 846	64 306	958	8 378	8 332	5 770	38 349	38 323	
	35	Vocational training for the disabled	2 200 e	4 508	:	1 574 e	3 225	:	1 043 e	2 137	:	1
2.4	11	Promotion of apprenticeship training and vocational training	20 603	17 624	28 006	20 402	17 377	27 749	8 569	7 555	11 790	
	32	Supra-company apprentice training	8 226	21 661	19 417	8 226	21 661	19 417	3 574	9 658	8 890	
2.A	60	Adjustment for double-counting, category 2	- 89 473 e	-	-	- 29 277 e	-	-	- 46 866 e	-	-	
<b>3</b>	<b>Job rotation and job sharing</b>		<b>203</b>	<b>63</b>	<b>94</b>	<b>9</b>	<b>8</b>	<b>12</b>	<b>13</b>	<b>23</b>	<b>19</b>	
3.1	25	[Component] Further training allowance - Job rotation	: n	: n	: n	: n	: n	: n	: n	: n	: n	3
3.2	26	Solidarity premium model (SOL)	195	41	66	7	3	3	8	9	2	
	63	Promoted job sharing during part-time parental leave	8	22	28	2	5	9	5	14	17	

C.4.19 LMP participants by intervention and by type of action, 2009: Austria

Number of participants

eurostat	Category, intervention number and name		Men and women						Women			Notes
			Total			Under 25s			Total			
			16 Stock	17 Entrants	18 Exits	16 Stock	17 Entrants	18 Exits	16 Stock	17 Entrants	18 Exits	
<b>4</b>	<b>Employment incentives</b>		<b>69 105 e</b>	<b>96 857</b>	<b>76 114</b>	<b>2 610</b>	<b>7 771</b>	<b>7 300</b>	<b>30 035</b>	<b>43 359</b>	<b>39 762</b>	
4.1	5	Promotion of regional mobility and entry into employment - travel allowance	1 613	2 973	2 990	941	1 415	1 462	943	1 795	1 834	
	6	Promotion of regional mobility and entry into employment - childcare allowance	3 383	9 027	9 553	320	857	898	3 287	8 766	9 276	
	15	Integration subsidy (EB)	8 197	31 543	27 891	1 367	5 499	4 940	4 469	16 109	13 754	
4.2	19	Promotion of investment and restructuring	8 333 e	11 814	-	: n	: n	-	: n	: n	-	4
	30	Bonus/malus system within the scope of unemployment insurance	47 839	41 500	35 680	-	-	-	21 539	16 689	14 898	
4.A	61	Adjustment for double counting, category 4	- 260 e	-	-	- 18 e	-	-	- 203 e	-	-	
<b>5</b>	<b>Supported employment and rehabilitation</b>		<b>1 934</b>	<b>19 052</b>	<b>:</b>	<b>75</b>	<b>5 619</b>	<b>:</b>	<b>616</b>	<b>7 229</b>	<b>:</b>	
5.1	37	Support for employment of the disabled through the BSBs	-	19 052	:	-	5 619	:	-	7 229	:	1
	44	Integration enterprises (BSB)	1 934	: n	: n	75	: n	: n	616	: n	: n	5
<b>6</b>	<b>Direct job creation</b>		<b>7 427</b>	<b>25 370</b>	<b>22 744</b>	<b>1 742</b>	<b>4 424</b>	<b>3 995</b>	<b>4 009</b>	<b>11 526</b>	<b>10 589</b>	
	14	Socio-economic enterprises (SÖB) and non-profit employment projects (GBP)	6 913	25 183	22 370	1 337	4 385	3 758	3 505	11 353	10 226	
	27	Childcare institutions	514	187	374	405	39	237	504	173	363	
<b>7</b>	<b>Start-up incentives</b>		<b>3 465</b>	<b>19 128</b>	<b>19 123</b>	<b>194</b>	<b>1 085</b>	<b>1 098</b>	<b>1 427</b>	<b>7 495</b>	<b>7 687</b>	
	17	Business start-up programme (UGP+GB)	4 286	19 128	19 123	239	1 085	1 098	1 754	7 495	7 687	
	18	[Component] Employment foundations - Support for business start-ups	: n	: n	: n	: n	: n	: n	: n	: n	: n	2
7.A	65	Adjustment for double counting, category 7	- 821 e	-	-	- 45 e	-	-	- 327 e	-	-	
<b>8</b>	<b>Out-of-work income maintenance and support</b>		<b>272 292</b>	<b>1 226 827</b>	<b>1 105 787</b>	<b>39 253</b>	<b>224 482</b>	<b>208 946</b>	<b>98 701</b>	<b>437 414</b>	<b>406 717</b>	
8.1	1	Unemployment benefit	146 314	712 991	694 080	26 992	159 896	152 416	57 536	283 504	276 536	
	2	Unemployment assistance	91 211	275 377	265 481	9 205	48 657	42 368	35 354	110 083	108 171	
8.2	20	Short-time working allowance	32 389	165 092	146 226	3 056	15 929	14 162	5 716	25 412	22 010	
	21	Bad weather compensation (Builders' Holiday and Severance Payments Fund)	2 378 e	37 367 e	-	: n	: n	-	95 e	1 495 e	-	
8.5	33	Insolvency-bankruptcy compensation (IAG)	-	36 000 e	-	-	: n	-	-	16 920 e	-	

### C.4.19 LMP participants by intervention and by type of action, 2009: Austria

eurostat		Category, intervention number and name	Men and women						Women			Notes		
			Total			Under 25s			Total					
			16 Stock	17 Entrants	18 Exits	16 Stock	17 Entrants	18 Exits	16 Stock	17 Entrants	18 Exits			
<b>9</b>	<b>Early retirement</b>		<b>47 396</b>	<b>60 612</b>	<b>29 045</b>		<b>164</b>	<b>617</b>	<b>354</b>		<b>22 592</b>	<b>25 704</b>	<b>11 519</b>	
9.2	3	Transfer benefits to facilitate transition into retirement - Special support (SUG)	1 338	137	174		-	-	-		53	5	7	
	4	Pension advances	19 700	50 884	26 072		164	617	354		7 187	19 815	9 994	
	49	Part-time pay/support for older workers	19 103	4 798	1 821		-	-	-		9 776	2 678	865	
	64	Transition benefit	7 255	4 793	978		-	-	-		5 576	3 206	653	
<b>2-7</b>		<b>Total LMP measures (categories 2-7)</b>	<b>195 236</b>	<b>1 067 998</b>	<b>961 831 u</b>		<b>63 763</b>	<b>311 132</b>	<b>287 802 u</b>		<b>91 805</b>	<b>512 051</b>	<b>471 579 u</b>	
<b>8-9</b>		<b>Total LMP supports (categories 8-9)</b>	<b>319 688</b>	<b>1 287 439</b>	<b>1 134 832</b>		<b>39 417</b>	<b>225 099</b>	<b>209 300</b>		<b>121 293</b>	<b>463 118</b>	<b>418 236</b>	

Key : Not available; :n Not significant; - Not applicable or real zero or zero by default; 0 or 0.00 Less than half of the unit used; e Estimated value; u Unreliable or uncertain data: participant data complete for interventions covering >=80% but <100% of expenditure; p Provisional data; b Break in series

Source Eurostat (online data code: [lmp\\_partme\\_at](#))

1 Entrants: total beneficiaries (new starts plus end-year stock).

2 Mixed measure (categories 2 and 7) - it is not possible to separate the data so all participants are allocated to training, which is the most important component.

3 Mixed measure (categories 2 and 3) - it is not possible to separate the data so all participants are allocated to training, which is the most important component.

4 Stock: average of two year-end figures.

5 Stock: start-year figure.

C.4.20 LMP participants by intervention and by type of action, 2009: Poland

Number of participants

eurostat	Category, intervention number and name		Men and women						Women			Notes
			Total			Under 25s			Total			
			16 Stock	17 Entrants	18 Exits	16 Stock	17 Entrants	18 Exits	16 Stock	17 Entrants	18 Exits	
<b>1</b>	<b>Labour market services</b>		<b>67 u</b>	:	:	<b>35 u</b>	:	:	<b>54 u</b>	:	:	
1.1	22	Job clubs - Training in job-search skills	67	20 229	18 955	35 e	2 751	2 562 e	54 e	16 438 e	15 518 e	1
	23	Job clubs - Activation tutorials	-	99 737	99 384	-	22 977 e	22 752 e	-	63 472 e	62 765 e	
	24	Vocational counselling (guidance)	-	455 150	439 281	-	:	103 117 e	-	252 658	243 427 e	
	25	Financing of travel costs	-	:	:	-	:	:	-	:	:	
	26	Financing of accommodation costs	-	:	:	-	:	:	-	:	:	
	50	Financing of examination costs	:	6 494	:	:	:	:	:	652	:	
	52	Individual Action Plan	:	:	:	:	:	:	:	:	:	2
<b>2</b>	<b>Training</b>		<b>3 110</b>	<b>173 686</b>	<b>164 376 u</b>	:	:	:	<b>1 346 u</b>	<b>75 570 u</b>	<b>70 214 u</b>	
2.1	3	Vocational training organized by Local (powiat) Labour Office	2 031	2 031	2 031	:	:	:	916	916	916	
	4	Vocational training organised by employers	15	15	15	:	:	:	5	5	5	
	21	Training	2 425	168 334	163 741	553 e	43 867 e	40 680 e	1 043 e	71 980 e	70 016 e	1
	30	Scholarship for continuing school education	64 e	770	:	:	:	:	42 e	506	:	
	42	The expenses return on labour market's instruments and services dedicated to unemployed and job-seeking disabled.	2 728	2 728	2 728	:	:	:	1 429	1 429	1 429	
	44	Financing of postgraduate studies	260 e	3 124	383	:	:	:	185 e	2 223	193	1
	54	Refund of costs of training for workers and employers co-financed by employers	: n	: n	: n	: n	: n	: n	: n	: n	: n	3
2.2	17	Vocational training in the workplace	-	-	-	-	-	-	-	-	-	4
	29	Refund of costs of specialist training for workers threatened by lay-offs for reasons relating to place of work	-	-	-	-	-	-	-	-	-	3
	51	Apprenticeship for adults	100 e	1 197	:	29 e	351	:	71 e	856	:	
2.4	13	JUNIOR - vocational activation programme for disabled school-leavers	246	246	237	246	246	237	:	:	:	
	16	Apprenticeship	-	-	-	-	-	-	-	-	-	5
2.A	43	Adjustment for double counting, category 2	- 4 759 e	- 4 759 e	- 4 759 e	:	:	:	- 2 345 e	- 2 345 e	- 2 345 e	6
<b>3</b>	<b>Job rotation and job sharing</b>		<b>-</b>	<b>-</b>	<b>-</b>	<b>: n</b>	<b>: n</b>	<b>: n</b>	<b>-</b>	<b>-</b>	<b>-</b>	
3.1	28	Replacement work	-	-	-	: n	: n	: n	-	-	-	

C.4.20 LMP participants by intervention and by type of action, 2009: Poland

Number of participants

eurostat	Category, intervention number and name		Men and women						Women			Notes
			Total			Under 25s			Total			
			16 Stock	17 Entrants	18 Exits	16 Stock	17 Entrants	18 Exits	16 Stock	17 Entrants	18 Exits	
<b>4</b>	<b>Employment incentives</b>		<b>141 108 u</b>	<b>456 648 u</b>	<b>403 220 u</b>	<b>73 951 u</b>	<b>203 324 u</b>	<b>177 082 u</b>	<b>92 726 u</b>	<b>280 177 u</b>	<b>245 709 u</b>	
4.1	1	Adaptation of the workplace for persons with disability	1 290	1 290	1 290	:	:	:	483	483	483	
	15	Interventional jobs	21 808	40 426	39 193	6 932 e	12 278 e	12 046 e	13 576 e	24 558 e	23 432 e	1
	20	Refund of costs of equipment and additional equipment of the workplace for the placed unemployed person	3 459 e	41 502	41 502	1 081 e	12 976	12 976	1 434 e	17 206	17 206	
	27	Activation allowances	21 831	116 731	112 372	:	:	:	9 464	50 986	49 758	1
	32	Refund of social insurance contributions	:	:	:	:	:	:	:	:	:	
	33	Co-financing the costs of care for children or dependants	:	:	:	:	:	:	:	:	:	
	45	Work Coach - supported employment of disabled (pilot scheme)	-	-	-	-	-	-	-	-	-	
	53	Work practice	92 720	256 699	208 863	65 938 e	178 070 e	152 060 e	67 769 e	186 944 e	154 830 e	1,7
<b>5</b>	<b>Supported employment and rehabilitation</b>		<b>602 763</b>	<b>602 763</b>	<b>:</b>	<b>13 158 u</b>	<b>13 158 u</b>	<b>:</b>	<b>244 898 u</b>	<b>244 898 u</b>	<b>:</b>	
5.1	2	Reimbursement of cost of remuneration of employee assisting the disabled worker	98	98	98	:	:	:	53	53	53	
	6	Support for employers running SWE - refund of training costs related to a change in the production process	-	-	-	-	-	-	-	-	-	8
	10	Support for employers running SWE - co-financing up to 50% of interest due on bank loans	16 102	16 102	16 102	:	:	:	:	:	:	
	11	Wage subsidies for disabled workers	75 061	75 061	:	2 836	2 836	:	34 715	34 715	:	
	12	Wage subsidies for disabled workers in SWE	243 939	243 939	:	5 609	5 609	:	102 525	102 525	:	
	14	People with disabilities in the public service	723	723	:	:	:	:	:	:	:	
	47	Reimbursement of obligatory social insurance premiums of disabled who run a business	34 232	34 232	:	219	219	:	9 453	9 453	:	
	48	Reimbursement of obligatory social contributions paid by disabled farmers or disabled family members of farmers	1 705	1 705	:	81	81	:	886	886	:	
	49	Reimbursement of obligatory social insurance premiums paid for disabled employees	228 781	228 781	:	4 413	4 413	:	96 437	96 437	:	9
5.2	8	Reimbursement of costs of creating and operating the occupational activity enterprises	2 122	2 122	2 122	:	:	:	829	829	829	
<b>6</b>	<b>Direct job creation</b>		<b>11 141</b>	<b>119 787</b>	<b>117 162</b>	<b>1 036</b>	<b>8 366</b>	<b>7 975</b>	<b>6 523</b>	<b>60 062</b>	<b>58 908</b>	
	18	Public works	6 319	54 019	52 330	852	4 887	4 603	3 507	21 357	20 725	1
	34	Socially useful work	4 822	65 768	64 832	184	3 479	3 372	3 016	38 705	38 183	1
<b>7</b>	<b>Start-up incentives</b>		<b>6 708 e</b>	<b>65 281</b>	<b>65 281</b>	<b>966 u</b>	<b>11 595 u</b>	<b>11 595 u</b>	<b>2 440 e</b>	<b>23 961</b>	<b>23 961</b>	
	5	Support for running a business	1 383	1 383	1 383	:	:	:	484	484	484	
	19	Grant for the unemployed starting economic activity	5 325 e	63 898	63 898	966 e	11 595	11 595	1 956 e	23 477	23 477	

### C.4.20 LMP participants by intervention and by type of action, 2009: Poland

eurostat		Category, intervention number and name	Men and women						Women			Notes
			Total			Under 25s			Total			
			16 Stock	17 Entrants	18 Exits	16 Stock	17 Entrants	18 Exits	16 Stock	17 Entrants	18 Exits	
<b>8</b>	<b>Out-of-work income maintenance and support</b>	<b>380 007</b>	<b>732 708</b>	<b>623 970 e</b>	<b>42 185</b>	<b>81 339 e</b>	<b>77 832 e</b>	<b>170 855</b>	<b>325 603</b>	<b>288 463 e</b>		
8.1	35 Benefits for unemployed	380 007	732 708	623 970 e	42 185	81 339 e	77 832 e	170 855	325 603	288 463 e	1	
8.5	41 Bankruptcy compensation	-	: n	-	-	: n	-	-	: n	-		
<b>9</b>	<b>Early retirement</b>	<b>156 181</b>	:	:	-	:	:	<b>69 933</b>	:	:		
9.2	36 Pre-retirement benefits	89 400	:	21 047 e	-	:	- e	31 249	:	6 440 e	1,9	
	37 Pre-retirement allowances	66 781	12 440	:	-	- e	:	38 684	5 034	:	1	
<b>2-7</b>	<b>Total LMP measures (categories 2-7)</b>	<b>764 830 u</b>	<b>1 418 165 u</b>	<b>768 361 u</b>	:	:	:	<b>347 933 u</b>	<b>684 668 u</b>	<b>399 674 u</b>		
<b>8-9</b>	<b>Total LMP supports (categories 8-9)</b>	<b>536 188</b>	:	<b>645 017 u</b>	<b>42 185</b>	:	<b>77 832 u</b>	<b>240 788</b>	:	<b>294 903 u</b>		

Key : Not available; :n Not significant; - Not applicable or real zero or zero by default; 0 or 0.00 Less than half of the unit used; e Estimated value; u Unreliable or uncertain data: participant data complete for interventions covering >=80% but <100% of expenditure; p Provisional data; b Break in series

Source Eurostat (online data code: [lmp\\_partme\\_pl](#))

- 1 Stock: end-year figure.
- 2 No data available for 2009.
- 3 Participants of PL-29 are included in PL-54.
- 4 Participants of PL-17 are included in PL-53.
- 5 Participants of PL-16 are included in PL-53.
- 6 Adjustment for double counting: figures from PL-3 and PL-42.
- 7 Participants of PL-16 and PL-17 are included in PL-53.
- 8 Intervention not applied in 2009.
- 9 Intervention coming to an end.

C.4.21 LMP participants by intervention and by type of action, 2009: Portugal

Number of participants

eurostat	Category, intervention number and name		Men and women						Women			Notes
			Total			Under 25s			Total			
			16 Stock	17 Entrants	18 Exits	16 Stock	17 Entrants	18 Exits	16 Stock	17 Entrants	18 Exits	
<b>1</b>	<b>Labour market services</b>		-	<b>146 551</b>	<b>146 551</b>	-	<b>35 363</b>	<b>35 363</b>	-	<b>86 591</b>	<b>86 591</b>	
1.1	95	[Component] Public employment services - Individual case-management	-	146 551	146 551	-	35 363	35 363	-	86 591	86 591	1
<b>2</b>	<b>Training</b>		<b>81 564 u</b>	<b>278 147 b</b>	<b>245 761 u</b>	<b>35 355 u</b>	<b>55 536 u</b>	<b>65 223 u</b>	<b>44 789 u</b>	<b>147 167 u</b>	<b>131 057 u</b>	
	96	[Component] Integration enterprises - Training	: n	: n	: n	: n	: n	: n	: n	: n	: n	
2.1	14	Training grants for workers	578	761	445	99	96	38	294	322	147	
	63	Initial training (excluding apprenticeship)	1 414	1 189	756	1 258	933	648	578	387	268	
	67	Special training for disadvantaged groups	1 974	3 305 b	7 827 b	560	1 114 b	2 808 b	1 261	2 097 b	5 212 b	2
	99	PROFIJ - Training programme for the integration of youngsters (Azores)	2 365	1 471	431	2 365	1 471	431	1 266	585	172	
	115	Vocational training for young and adults	27 036 b	66 140 b	51 198 b	7 885 b	11 318 b	29 594 b	16 604 b	34 211 b	26 657 b	3
	134	[Component] Life and Work Programme - Intervention for vocational training and employment	: n	13	: n	: n	: n	: n	: n	: n	: n	4
	135	Portuguese for everyone	469	1 441	1 946	71	224	320	248	759	1 070	
	136	Modular training	18 316	170 720	165 496	2 174	19 155	18 610	9 575	90 187	87 572	
	141	[Component] European Globalisation Adjustment Fund -	:	42	:	:	:	:	:	:	:	
2.2	22	Practical vocational training	15 122	21 452	10 033	7 951	10 828	5 591	9 393	13 485	6 319	
	98	Placement programme (Azores)	1 677	1 456	1 212	559	1 103	997	663	923	850	
	127	[Component] Life and Work Programme (Madeira) - Socio-professional integration training period	6	5	12	2	2	2	-	-	1	5
	132	Training/Employment (Madeira)	67	84	200	26	26	65	56	78	170	
	134	[Component] Life and Work Programme - Practical vocational training aiming at socio-professional integration	: n	586	: n	: n	: n	: n	: n	: n	: n	4
	146	Practical vocational training in europe (Madeira)	1	7	6	-	2	1	-	3	2	
2.3	127	[Component] Life and Work Programme (Madeira) - Theoretical-practical training	-	-	-	-	-	-	-	-	-	5
2.4	7	Apprenticeship training for young people	12 539	9 475	6 199	12 405	9 264	6 118	4 851	4 130	2 617	
<b>3</b>	<b>Job rotation and job sharing</b>		-	-	-	-	-	-	-	-	-	
3.1	116	Employment-training rotation program	-	-	-	-	-	-	-	-	-	4,6



C.4.21 LMP participants by intervention and by type of action, 2009: Portugal

Number of participants

eurostat	Category, intervention number and name	Men and women						Women			Notes
		Total			Under 25s			Total			
		16 Stock	17 Entrants	18 Exits	16 Stock	17 Entrants	18 Exits	16 Stock	17 Entrants	18 Exits	
<b>4</b>	<b>Employment incentives</b>	<b>79 350</b>	<b>28 341</b>	<b>27 264</b>	<b>31 482</b>	<b>13 705</b>	<b>13 105</b>	<b>42 163</b>	<b>14 877</b>	<b>14 061</b>	
68	Promotion of socio-professional integration of disabled	1 186	619	41	509	281	27	486	254	16	
96	[Component] Integration enterprises - Integration premiums	2 314	1 158	1 006	246	135	102	1 811	893	787	
4.1	23 Subsidies for permanent employment contracts	3 882	863	41	1 271	324	13	2 711	594	32	
	24 [Component] Local employment initiatives - ILE - Job creation	13 891	4 236	94	2 746	905	35	7 703	2 419	69	7
	29 Job creation for young people through exemptions or reductions from compulsory social security contributions	44 002	17 626	21 559	26 191	11 827	12 742	21 411	8 777	10 393	8
	31 Reduction of social security contributions to facilitate vocational integration of disabled persons	3 959	471	329	227	85	28	1 473	204	110	8
	37 Exemption or reduction from social security contributions to promote recruitment of long-term unemployed	9 561	2 705	4 189	244	127	158	6 089	1 649	2 654	8
	96 [Component] Integration enterprises -	513	56	-	42	5	-	460	44	-	
	122 Social employment market (Azores)	-	-	-	-	-	-	-	-	-	6
	127 [Component] Life and Work Programme (Madeira) - Socio-professional integration premium	-	-	-	-	-	-	-	-	-	5
	127 [Component] Life and Work Programme (Madeira) - Employment support	6	11	5	1	2	-	1	1	-	5
	134 [Component] Life and Work Programme - Premium for socio-vocational integration	: n	39	: n	: n	: n	: n	: n	: n	: n	4
	134 [Component] Life and Work Programme - Employment incentive	: n	473	: n	: n	: n	: n	: n	: n	: n	4
	144 [Component] Recruitment incentives (Madeira) -	11	27	-	2	8	-	5	15	-	
	144 [Component] Recruitment incentives (Madeira) -	11	32	-	2	5	-	6	17	-	
	145 Jobsearch assistance (Madeira)	14	25	-	1	1	-	7	10	-	
<b>5</b>	<b>Supported employment and rehabilitation</b>	<b>5 615</b>	<b>1 868</b>	<b>1 460</b>	<b>3 916</b>	<b>1 097</b>	<b>909</b>	<b>2 493</b>	<b>804</b>	<b>612</b>	
5.1	33 Sheltered employment	404	7	9	236	3	5	161	3	5	
5.2	34 Vocational preparation schemes for disabled persons	5 089	1 803	1 398	3 563	1 038	855	2 286	777	587	9
	84 Training and occupational integration of young people and adults with disabilities (Madeira)	122	58	53	117	56	49	46	24	20	

C.4.21 LMP participants by intervention and by type of action, 2009: Portugal

Number of participants

eurostat	Category, intervention number and name	Men and women						Women			Notes
		Total			Under 25s			Total			
		16 Stock	17 Entrants	18 Exits	16 Stock	17 Entrants	18 Exits	16 Stock	17 Entrants	18 Exits	
<b>6</b>	<b>Direct job creation</b>	<b>31 709 u</b>	<b>55 151 p</b>	<b>39 647 u</b>	<b>3 890 u</b>	<b>5 688 u</b>	<b>2 969 u</b>	<b>21 063 u</b>	<b>37 167 u</b>	<b>27 727 u</b>	
3	Employment scheme for persons in receipt of unemployment benefits	20 199	39 581	34 769	1 008	2 559	2 333	14 141	27 803	24 532	
4	Employment scheme for unemployed persons in need	3 195	6 530	4 193	390	833	517	2 052	4 183	2 793	
86	Programme for temporary placement of those receiving unemployment benefit (Azores)	504	405	203	93	105	34	322	281	135	
114	Social employment scheme for the unemployed - PROSA (Azores)	886	464	336	127	69	45	485	246	177	
128	Occupational programme for the unemployed (Madeira)	110	206	145	33	62	40	66	119	90	
141	[Component] European Globalisation Adjustment Fund -	:	44	:	:	:	:	:	:	:	
142	Subsidies for permanent employment contracts - Exceptional measures	6 803 p	7 894 p	- p	2 239 p	2 060 p	- p	3 992 p	4 525 p	- p	
147	Employment scheme for older workers	12	27	1	-	-	-	5	10	-	
<b>7</b>	<b>Start-up incentives</b>	<b>6 103 u</b>	<b>1 673</b>	<b>5 u</b>	<b>121 u</b>	<b>38 u</b>	<b>- u</b>	<b>2 125 u</b>	<b>573 u</b>	<b>1 u</b>	
24	[Component] Local employment initiatives - ILE - Start up incentives	: n	: n	: n	: n	: n	: n	: n	: n	: n	7
25	Subsidies for creation of self-employed	6 047	1 638	4	119	38	-	2 106	566	-	
69	Self-employment for disabled	42	5	-	1	-	-	9	2	-	
81	Support for the creation of self-employment - ACPE (Madeira)	11	1	1	1	-	-	8	-	1	
134	[Component] Life and Work Programme - Incentives for self-employment	: n	1	: n	: n	: n	: n	: n	: n	: n	4
141	[Component] European Globalisation Adjustment Fund -	:	22	:	:	:	:	:	:	:	
143	Support to unemployed persons who are entrepreneurs (Madeira)	3	6	-	-	-	-	2	5	-	
<b>8</b>	<b>Out-of-work income maintenance and support</b>	<b>335 932</b>	<b>355 840</b>	<b>147 831 p</b>	<b>21 986</b>	<b>33 523</b>	<b>9 596 p</b>	<b>177 509</b>	<b>173 086</b>	<b>72 647 p</b>	
8.1	75 Unemployment subsidy	224 218	206 889	38 007 p	11 056	17 009	2 529 p	111 861	97 959	17 484 p	10
	76 Unemployment assistance	103 246	66 273	30 226 p	10 384	12 614	3 284 p	60 557	35 544	17 070 p	10
8.2	1 Short-time working or temporary suspension of employment	5 145	37 551	35 064	292	1 605	1 555	2 844	19 768	18 645	
8.3	104 Partial unemployment benefit	3 323	2 614	2 021	254	261	194	2 247	1 784	1 417	
8.5	61 Payment of backdated earnings from bankrupt or insolvent firms	-	42 513	42 513	-	2 034	2 034	-	18 031	18 031	

### C.4.21 LMP participants by intervention and by type of action, 2009: Portugal

eurostat		Category, intervention number and name		Men and women						Women			Notes
				Total			Under 25s			Total			
				16 Stock	17 Entrants	18 Exits	16 Stock	17 Entrants	18 Exits	16 Stock	17 Entrants	18 Exits	
<b>9</b>	<b>Early retirement</b>	<b>30 780</b>	:	:	-	-	-	<b>8 682</b>	:	:			
9.2	41 Early retirement for the elderly unemployed	28 801	:	:	-	-	-	8 540	:	:			
	44 Early retirement agreements between workers and employers	1 979	:	:	-	-	-	142	:	:			
<b>2-7</b>	<b>Total LMP measures (categories 2-7)</b>	<b>204 341 u</b>	<b>365 180 b</b>	<b>314 137 u</b>	<b>74 764 u</b>	<b>76 064 u</b>	<b>82 206 u</b>	<b>112 633 u</b>	<b>200 588 u</b>	<b>173 458 u</b>			
<b>8-9</b>	<b>Total LMP supports (categories 8-9)</b>	<b>366 712</b>	<b>355 840 u</b>	<b>147 831 u</b>	<b>21 986</b>	<b>33 523</b>	<b>9 596 p</b>	<b>186 191</b>	<b>173 086 u</b>	<b>72 647 u</b>			

Key : Not available; :n Not significant; - Not applicable or real zero or zero by default; 0 or 0.00 Less than half of the unit used; e Estimated value; u Unreliable or uncertain data: participant data complete for interventions covering >=80% but <100% of expenditure; p Provisional data; b Break in series

Source Eurostat (online data code: [lmp\\_partme\\_pt](#))

1 Excludes data for Azores and Madeira.

2 IGFSE data on entrants are entrants in the year (not beneficiaries, as it was before). Stock data and unemployment by duration do not include data from IGFSE.

3 IGFSE data on entrants are entrants in the year (not beneficiaries, as it was before) and include a lot of participants not included before. Stock does not include data from IGFSE.

4 Entrants: total beneficiaries (new starts plus end-year stock).

5 Components of theoretical-practical training (cat. 2.3) and socio-professional integration (cat. 4.1.1) not applied.

6 Intervention not applied in 2009.

7 Mixed intervention (categories 4 and 7). A breakdown of participants by component is not possible so all are allocated to category 4, which is the most important.

8 A small number of participants cannot be accurately allocated between interventions PT-29, 31 and 37. Participants by intervention may therefore be slightly under or over-stated but the total for the three is correct.

9 Data does not include 6772 beneficiaries (total participants: new starts plus end-year stock) for which a breakdown is not available.

10 Data on exits are provisional for 3 years because participation can be suspended for 3 years.

C.4.22 LMP participants by intervention and by type of action, 2009: Romania

Number of participants

eurostat	Category, intervention number and name		Men and women						Women			Notes
			Total			Under 25s			Total			
			16 Stock	17 Entrants	18 Exits	16 Stock	17 Entrants	18 Exits	16 Stock	17 Entrants	18 Exits	
<b>1</b>	<b>Labour market services</b>		<b>587 892</b>	<b>1 094 608</b>	<b>804 766</b>	<b>67 189 e</b>	<b>191 235 e</b>	<b>166 831</b>	<b>256 839 e</b>	<b>473 625 e</b>	<b>348 040</b>	
1.1	3	Information and counselling services provided by ANOFM to employees at risk of losing their job	-	44 614	-	-	3 742	-	-	17 952	-	
	5	Information and professional counselling for registered jobseekers	-	-	-	-	-	-	-	-	-	1
	6	Labour mediation	587 892	1 094 608	804 766	67 189 e	191 235 e	166 831	256 839 e	473 625 e	348 040	
1.A	43	Adjustment double counting, category 1	-	- 44 614	-	-	- 3 742	-	-	- 17 952	-	2
<b>2</b>	<b>Training</b>		<b>9 990</b>	<b>33 167 u</b>	<b>32 772 u</b>	<b>2 633 u</b>	<b>8 736 u</b>	<b>8 821 u</b>	<b>5 855 u</b>	<b>19 315 u</b>	<b>19 348 u</b>	
2.1	7	Training for registered unemployed	9 763	32 451	32 100	2 592	8 562 e	8 643	5 704	19 229 e	19 254	
	35	Training for offenders	153	573	528	31	136	132	145	7	16	
2.3	40	Re-qualification and specialisation of the at risk employees	47	143	144	10	38	46	6	79	78	
2.4	46	Apprenticeship	27	:	:	:	:	:	:	:	:	
<b>3</b>	<b>Job rotation and job sharing</b>		<b>-</b>	<b>-</b>	<b>-</b>	<b>-</b>	<b>-</b>	<b>-</b>	<b>-</b>	<b>-</b>	<b>-</b>	
<b>4</b>	<b>Employment incentives</b>		<b>27 032</b>	<b>35 973</b>	<b>33 955 e</b>	<b>6 805</b>	<b>8 693</b>	<b>15 686 e</b>	<b>13 664</b>	<b>18 187</b>	<b>18 530 e</b>	
4.1	10	Credits for entrepreneurs aimed at creating new jobs for unemployed persons	-	10	-	-	3	-	-	7	-	3
	11	Income top-up for unemployed persons finding work before the expiry of the unemployment benefit period	9 014	20 529	16 184	285	1 363	737	4 366	10 067	8 145	
	12	Installation allowance	-	951	-	-	118	-	-	197	-	
	13	Relocation allowance	-	1 201	-	-	389	-	-	717	-	
	14	Subsidies for graduate recruitment	7 113	4 053	16 396 e	6 230	3 580	14 309 e	4 404	2 455	9 735 e	
	16	Subsidies for creating jobs for disabled graduates	84	19	-	12	8	-	39	12	-	
	18	Subsidies for employers taking on registered unemployed	10 095	4 555	-	134	56	-	4 495	2 080	-	
	19	Subsidies for the recruitment of disabled persons	252	661	572	66	88	62	98	190	148	
	21	Incentives for employers taking on registered unemployed	7	-	-	1	-	-	1	-	-	
	36	Subsidies for unemployed approaching pension age	360	59	: n	-	-	: n	199	32	: n	
	41	Income completion for graduates	107	1 023	803	77	706	578	62	651	502	
	42	Installation allowance for graduates	-	2 912	-	-	2 382	-	-	1 779	-	
4.2	26	Other measures for young people with difficulties and at risk of professional exclusion	-	-	-	-	-	-	-	-	-	4
4.A	39	Adjustment for double counting, measures 11, 12 and 14	-	-	-	-	-	-	-	-	-	

C.4.22 LMP participants by intervention and by type of action, 2009: Romania

Number of participants

eurostat	Category, intervention number and name	Men and women						Women			Notes
		Total			Under 25s			Total			
		16 Stock	17 Entrants	18 Exits	16 Stock	17 Entrants	18 Exits	16 Stock	17 Entrants	18 Exits	
<b>5</b>	<b>Supported employment and rehabilitation</b>	-	-	-	-	-	-	-	-	-	
<b>6</b>	<b>Direct job creation</b>	<b>7 728</b>	<b>22 050</b>	<b>:</b>	<b>1 882</b>	<b>2 753</b>	<b>:</b>	<b>2 258</b>	<b>6 289</b>	<b>:</b>	
20	Temporary employment	6 303	21 469	21 494	581	2 180	2 136	1 615	6 059	6 046	
25	Solidarity contracts for young people with difficulties and at risk of professional exclusion	1 425	581	:	1 301	573	:	643	230	:	
<b>7</b>	<b>Start-up incentives</b>	<b>: n</b>	<b>489 e</b>	<b>: n</b>	<b>: n</b>	<b>145 e</b>	<b>: n</b>	<b>: n</b>	<b>198 e</b>	<b>: n</b>	
8	Counselling for business start-up	-	489 e	-	-	145 e	-	-	198 e	-	
9	Credits for unemployed entrepreneurs aimed at creating new jobs for other unemployed persons	: n	: n	: n	: n	: n	: n	: n	: n	: n	
<b>8</b>	<b>Out-of-work income maintenance and support</b>	<b>324 667</b>	<b>630 292</b>	<b>238 487</b>	<b>36 680</b>	<b>81 924</b>	<b>41 209</b>	<b>141 708</b>	<b>234 650</b>	<b>119 047</b>	
8.1	2 [Component] Unemployment indemnity 2 - indemnity (75%)	287 040	489 547	221 982	19 603	40 490	18 246	126 671	212 788	107 768	
	2 [Component] Unemployment indemnity 2 - indemnity (50%)	19 719	53 282	31 223	17 803	48 281	27 733	10 451	27 881	17 906	
	22 Support in case of restructuring in the defence sector or state owned companies	18 812 e	5 098	2 011	58 e	19	4	5 416 e	1 207	365	
8.2	45 Temporary suspension of employment	:	102 734	:	:	:	:	:	:	:	5
8.4	23 Compensation in case of restructuring of state owned companies and collective lay offs	1 167	1 180	-	16	9	-	310	268	-	
8.A	33 Adjustment for double-counting, category 8	- 15	-	-	- 1	-	-	- 9	-	-	6
	44 Adjustment for double counting - unemployment benefits paid to persons in training (intervention RO-7)	- 2 056 e	- 21 549 e	- 16 729 e	- 799 e	- 6 875 e	- 4 774 e	- 1 131 e	- 7 494 e	- 6 992 e	
<b>9</b>	<b>Early retirement</b>	<b>-</b>	<b>-</b>	<b>-</b>	<b>-</b>	<b>-</b>	<b>-</b>	<b>-</b>	<b>-</b>	<b>-</b>	
<b>2-7</b>	<b>Total LMP measures (categories 2-7)</b>	<b>44 750</b>	<b>91 679 u</b>	<b>88 221 u</b>	<b>11 320 u</b>	<b>20 327 u</b>	<b>26 643 u</b>	<b>21 777 u</b>	<b>43 989 u</b>	<b>43 924 u</b>	
<b>8-9</b>	<b>Total LMP supports (categories 8-9)</b>	<b>324 667</b>	<b>630 292</b>	<b>238 487</b>	<b>36 680</b>	<b>81 924</b>	<b>41 209</b>	<b>141 708</b>	<b>234 650</b>	<b>119 047</b>	

Key : Not available; :n Not significant; - Not applicable or real zero or zero by default; 0 or 0.00 Less than half of the unit used; e Estimated value; u Unreliable or uncertain data: participant data complete for interventions covering >=80% but <100% of expenditure; p Provisional data; b Break in series

Source Eurostat (online data code: [lmp\\_partme\\_ro](#))

1 Participants are the same persons as reported for Labour mediation (RO-6).

2 Adjustment for double-counting (of entrants) between interventions 3 and 6. In order to benefit from counselling services (RO-3), participants must first register with ANOFM (new registrations counted in RO-6).

3 Intervention coming to an end.

4 Intervention not applied in 2009.

5 Entrant data represents total participant events for December 2009. Total participants is not available without double counting.

6 Adjustment for double counting between participants receiving unemployment indemnity (RO-2) and those receiving income completion (RO-22).

C.4.23 LMP participants by intervention and by type of action, 2009: Slovenia

Number of participants

eurostat	Category, intervention number and name	Men and women						Women			Notes
		Total			Under 25s			Total			
		16 Stock	17 Entrants	18 Exits	16 Stock	17 Entrants	18 Exits	16 Stock	17 Entrants	18 Exits	
<b>1</b>	<b>Labour market services</b>	:	<b>473 865 e</b>	:	:	:	:	:	:	:	
1.1	13 Job clubs	461	2 034	1 766	91	394	353	282	1 237	1 100	
	46 Medical employment counselling	-	3 838	-	-	274	-	-	1 838	-	
	48 [Component] General guidance and information for unemployed people -	:	459 750 e	:	:	:	:	:	:	:	
	57 Help in planning professional career and in searching employment	397	7 768	7 192	60	1 656	1 547	248	4 682	4 316	
	64 Inclusion of unemployed persons into new and development projects	55	475	466	6	31	33	34	265	256	
<b>2</b>	<b>Training</b>	<b>33 535 e</b>	<b>73 496</b>	<b>67 952</b>	<b>2 380 e</b>	<b>6 709</b>	<b>6 001 e</b>	<b>14 020 e</b>	<b>32 322</b>	<b>29 731 e</b>	
2.1	9 Project learning for younger adults (PLYA)	133	297	205	127	281	195	51	101	82	
	10 Development and training programmes	1 392	8 484	8 828	256	1 146	1 228	629	4 834	5 043	
	11 Formal education	1 707	3 371	2 234	593	1 165	816	1 052	1 980	1 352	
	26 Training for a successful life	97	531	484	24	141	136	60	326	295	
	28 National vocational qualifications (NVQ)	13	469	460	3	87	85	4	100	95	
2.2	12 On-the-job training	957	4 556	3 618	202	963	758	624	2 973	2 394	
	14 Work trial	225	3 353	3 322	56	855	845	116	1 715	1 696	
	72 On-the-job training for students close to graduation or recently graduated/Activate and employ yourself student!	4	42	-	2	24	-	2	20	-	
	79 Training of employees who are on temporary lay-off (Act on partial reimbursement of wage compensation)	31	337	90	2	27	11	5	55	16	
	81 Training to enhance employability	28 976 e	52 056	48 711	1 115 e	2 020	1 927 e	11 477 e	20 218	18 758 e	
<b>3</b>	<b>Job rotation and job sharing</b>	-	-	-	-	-	-	-	-	-	

C.4.23 LMP participants by intervention and by type of action, 2009: Slovenia

Number of participants

eurostat	Category, intervention number and name		Men and women						Women			Notes
			Total			Under 25s			Total			
			16 Stock	17 Entrants	18 Exits	16 Stock	17 Entrants	18 Exits	16 Stock	17 Entrants	18 Exits	
<b>4</b>	<b>Employment incentives</b>		<b>2 570</b>	<b>4 722</b>	<b>1 165 u</b>	<b>560</b>	<b>1 147</b>	<b>196 u</b>	<b>1 424</b>	<b>2 491</b>	<b>713 u</b>	
4.1	51	Reimbursement of employers contributions (Article 48a)	21	242	:	3	37	:	17	193	:	
	60	Promotion of new employment for long-term unemployed persons - recipients of financial social assistance for 2007	123	4	198	28	1	48	67	4	113	1
	66	Promotion of employment for older unemployed persons	385	51	522	-	-	-	208	30	282	
	67	Promotion of employment for young unemployed persons	181	38	190	132	29	132	92	13	100	
	68	Promotion of new employment for long-term unemployed persons - recipients of financial social assistance for 2008	133	30	38	17	4	1	76	17	23	
	69	Promotion of employment for long-term unemployed women 2	122	-	160	3	-	4	122	-	160	1
	82	Promotion of new employment for long-term unemployed persons - recipients of financial social assistance for 2009	6	17	-	1	1	-	4	11	-	
	83	Promotion of employment for hard to place unemployed persons/Employ.me	1 080	2 904	6	295	856	3	501	1 319	-	
	84	Promotion of part-time employment	519	1 436	51	81	219	8	337	904	35	
<b>5</b>	<b>Supported employment and rehabilitation</b>		<b>-</b>	<b>-</b>	<b>-</b>	<b>-</b>	<b>-</b>	<b>-</b>	<b>-</b>	<b>-</b>	<b>-</b>	
<b>6</b>	<b>Direct job creation</b>		<b>3 064</b>	<b>4 795</b>	<b>4 874</b>	<b>144</b>	<b>239</b>	<b>242</b>	<b>1 954</b>	<b>3 076</b>	<b>3 141</b>	
	3	Public works	2 440	4 188	4 184	121	219	219	1 453	2 589	2 586	
	70	Promotion of employment for long-term unemployed persons	234	37	300	10	3	14	151	25	193	
	71	Subsidised employment providing home help and personal assistance	375	432	390	11	11	9	341	375	362	
	80	Promotion of new employment for long-term unemployed 2009/2010	15	138	-	2	6	-	9	87	-	
<b>7</b>	<b>Start-up incentives</b>		<b>4 081</b>	<b>10 875</b>	<b>6 762</b>	<b>282</b>	<b>853</b>	<b>538</b>	<b>1 577</b>	<b>4 045</b>	<b>2 493</b>	
	16	Subsidies for self-employment (implemented by PES)	4 065	4 330	344	280	322	19	1 571	1 621	129	
	65	Help in self-employment	16	6 545	6 418	2	531	519	6	2 424	2 364	

### C.4.23 LMP participants by intervention and by type of action, 2009: Slovenia

eurostat Category, intervention number and name			Men and women						Women			Notes
			Total			Under 25s			Total			
			16 Stock	17 Entrants	18 Exits	16 Stock	17 Entrants	18 Exits	16 Stock	17 Entrants	18 Exits	
<b>8</b>	<b>Out-of-work income maintenance and support</b>		<b>61 931</b>	<b>130 805</b>	<b>103 273</b>	<b>2 280</b>	<b>6 898</b>	<b>6 500</b>	<b>25 896</b>	<b>56 988</b>	<b>44 876</b>	
8.1	30	Unemployment insurance	24 207	58 734	38 102	836	4 122	3 939	11 004	29 273	19 637	
8.2	77	Partial subsidisation of full-time employment	36 255	65 132	60 947	1 395	2 528	2 411	14 360	25 296	23 470	
	78	Partial reimbursement of wage compensation	1 469	6 939	4 224	49	248	150	532	2 419	1 769	
<b>9</b>	<b>Early retirement</b>		-	-	-	-	-	-	-	-	-	
<b>2-7</b>	<b>Total LMP measures (categories 2-7)</b>		<b>43 250 e</b>	<b>93 888</b>	<b>80 753 u</b>	<b>3 366 e</b>	<b>8 948</b>	<b>6 977 u</b>	<b>18 975 e</b>	<b>41 934</b>	<b>36 078 u</b>	
<b>8-9</b>	<b>Total LMP supports (categories 8-9)</b>		<b>61 931</b>	<b>130 805</b>	<b>103 273</b>	<b>2 280</b>	<b>6 898</b>	<b>6 500</b>	<b>25 896</b>	<b>56 988</b>	<b>44 876</b>	

Key : Not available; :n Not significant; - Not applicable or real zero or zero by default; 0 or 0.00 Less than half of the unit used; e Estimated value; u Unreliable or uncertain data: participant data complete for interventions covering >=80% but <100% of expenditure; p Provisional data; b Break in series

Source Eurostat (online data code: [lmp\\_partme\\_si](#))

1 Intervention coming to an end.



C.4.24 LMP participants by intervention and by type of action, 2009: Slovakia

Number of participants

eurostat	Category, intervention number and name		Men and women						Women			Notes
			Total			Under 25s			Total			
			16 Stock	17 Entrants	18 Exits	16 Stock	17 Entrants	18 Exits	16 Stock	17 Entrants	18 Exits	
<b>1</b>	<b>Labour market services</b>		:	<b>376 679</b>	<b>376 679</b>	:	<b>100 543 e</b>	<b>100 543 e</b>	:	<b>178 948</b>	<b>178 948</b>	
1.1	3	Professional consultancy	:	376 679	376 679	:	100 543 e	100 543 e	:	178 948	178 948	1
<b>2</b>	<b>Training</b>		<b>943</b>	<b>20 193</b>	<b>19 643</b>	<b>110</b>	<b>3 712</b>	<b>3 551</b>	<b>589</b>	<b>10 352</b>	<b>10 009</b>	
2.1	4	Education and preparation for the labour market of the job seeker and person interested in employment	823	17 924	17 834	94	3 258	3 249	505	8 736	8 688	
	21	Benefits during labour market training and during work preparation opportunities for the disabled	49 e	1 066	1 066	9 e	195	195	40 e	863	863	
	27	Projects and programmes - education and training for the labour market	71	1 203	743	7	259	107	44	753	458	
<b>3</b>	<b>Job rotation and job sharing</b>		-	-	-	-	-	-	-	-	-	
<b>4</b>	<b>Employment incentives</b>		<b>13 324 u</b>	<b>82 022</b>	<b>71 091</b>	<b>4 809 u</b>	<b>19 072 u</b>	<b>13 346 u</b>	<b>8 115 u</b>	<b>37 156</b>	<b>30 630</b>	
4.1	6	Contribution for employing a disadvantaged job seeker	3 074	291	2 138	510	73	547	1 926	199	1 298	
	7	Contribution for the graduate practice	3 290	11 764	6 959	3 105	11 763	6 958	2 217	7 644	4 550	
	20	Contribution for commuting to work	2 570 e	16 052	16 052	478 e	2 985	2 985	1 413 e	8 826	8 826	
	22	Allowances to support the integration of disadvantaged jobseekers	55	252	194	16	70	50	39	180	145	
	23	Subsidies to support the sustainment of low-wage jobs taken up by registered jobseekers	1 548	1 579	177	282	353	46	1 072	1 037	124	
	25	Relocation allowance when taking up a new job	-	42	42	-	3	3	-	24	24	
	28	Contribution to support the creation and maintainance of jobs in social enterprises	201	430	56	12	29	3	115	231	33	
	30	Contribution to support the creation of new jobs	2 586	6 738	599	406	1 160	119	1 333	3 671	286	
	31	Contribution to employee wage	:	156	156	:	7	6	:	79	79	
	33	Contribution to cover transport costs to work	:	6 521	6 521	:	:	:	:	4 630	4 630	
4.2	29	Contribution to support the maintenance of employment	:	38 197	38 197	:	2 629	2 629	:	10 635	10 635	
<b>5</b>	<b>Supported employment and rehabilitation</b>		<b>2 755</b>	<b>14 950</b>	<b>1 256</b>	<b>114</b>	<b>447</b>	<b>70</b>	<b>1 602</b>	<b>7 875</b>	<b>482</b>	
5.1	10	Contribution for establishing the protected workshop and protected workplace	2 304	1 710	856	99	99	58	1 330	399	225	
	12	Contribution for activities of the assistant at work	211	275	118	10	30	7	124	172	79	
	13	Contribution to cover operating costs of the sheltered workshop or sheltered workplace and employees transport costs	-	12 668	-	-	310	-	-	7 124	-	
	26	Subsidies to sustain jobs for disabled workers	240	297	282	5	8	5	148	180	178	

### C.4.24 LMP participants by intervention and by type of action, 2009: Slovakia

eurostat		Category, intervention number and name	Men and women						Women			Notes
			Total			Under 25s			Total			
			16 Stock	17 Entrants	18 Exits	16 Stock	17 Entrants	18 Exits	16 Stock	17 Entrants	18 Exits	
<b>6</b>	<b>Direct job creation</b>	<b>20 048</b>	<b>38 890</b>	<b>41 611</b>	<b>1 279</b>	<b>4 031</b>	<b>3 612</b>	<b>9 874</b>	<b>19 686</b>	<b>20 990</b>		
8	Contribution for activation activity in the form of minor communal services performed for a municipality	18 598	35 084	37 669	1 034	3 360	2 884	8 802	17 045	18 325		
24	Contribution for activation activity in the form of voluntary works	1 450	3 806	3 942	245	671	728	1 072	2 641	2 665		
<b>7</b>	<b>Start-up incentives</b>	<b>26 866</b>	<b>13 312</b>	<b>8 556</b>	<b>4 111</b>	<b>2 390</b>	<b>1 563</b>	<b>10 303</b>	<b>4 815</b>	<b>3 240</b>		
5	Contribution for self-employment	26 069	12 870	8 194	4 096	2 381	1 553	9 943	4 617	3 087		
11	Contribution for operating or performing self-employment to disabled citizens	795	439	362	15	9	10	358	196	153		
32	Contribution to support self-employment	2	3	: n	-	-	: n	2	2	: n		
<b>8</b>	<b>Out-of-work income maintenance and support</b>	<b>50 330</b>	<b>152 057</b>	<b>132 248</b>	<b>2 303</b>	<b>7 421</b>	<b>6 644</b>	<b>21 775</b>	<b>65 435</b>	<b>57 868</b>		
8.1	15 Unemployment benefit	50 330	143 943	124 134	2 303	6 977	6 200	21 775	61 270	53 703		
8.5	14 Benefit of guarantee insurance	-	8 114	8 114	-	444	444	-	4 165	4 165		
<b>9</b>	<b>Early retirement</b>	<b>56 352</b>	<b>21 402</b>	<b>22 555 e</b>	<b>-</b>	<b>-</b>	<b>-</b>	<b>19 191</b>	<b>8 208</b>	<b>4 680 e</b>		
9.2	16 Early old-age pension	56 352	21 402	22 555 e	-	-	- e	19 191	8 208	4 680 e	2	
<b>2-7</b>	<b>Total LMP measures (categories 2-7)</b>	<b>63 936 u</b>	<b>169 367</b>	<b>142 157</b>	<b>10 423 u</b>	<b>29 652 u</b>	<b>22 142 u</b>	<b>30 483 u</b>	<b>79 884</b>	<b>65 351</b>		
<b>8-9</b>	<b>Total LMP supports (categories 8-9)</b>	<b>106 682</b>	<b>173 459</b>	<b>154 803 e</b>	<b>2 303</b>	<b>7 421</b>	<b>6 644</b>	<b>40 966</b>	<b>73 643</b>	<b>62 548</b>		

Key : Not available; :n Not significant; - Not applicable or real zero or zero by default; 0 or 0.00 Less than half of the unit used; e Estimated value; u Unreliable or uncertain data: participant data complete for interventions covering >=80% but <100% of expenditure; p Provisional data; b Break in series

Source Eurostat (online data code: [lmp\\_partme\\_sk](#))

1 Entrants: total number of professional consultancies during the year.

2 Stock: end-year figure.

C.4.25 LMP participants by intervention and by type of action, 2009: Finland

Number of participants

eurostat	Category, intervention number and name		Men and women						Women			Notes
			Total			Under 25s			Total			
			16 Stock	17 Entrants	18 Exits	16 Stock	17 Entrants	18 Exits	16 Stock	17 Entrants	18 Exits	
<b>1</b>	<b>Labour market services</b>		<b>1 791</b>	<b>527 872</b>	<b>:</b>	<b>225 u</b>	<b>170 787 u</b>	<b>:</b>	<b>480 u</b>	<b>:</b>	<b>:</b>	
1.1	5	Mobility allowance	-	15 003	15 003	-	4 647	4 647	-	:	:	
	20	Vocational guidance	-	27 479	:	-	9 458 e	:	-	17 395	:	1
	22	Vocational rehabilitation	753	25 124	:	:	:	:	:	:	:	2
	47	Interviews and individual action plans	-	427 546	:	-	149 219	:	-	185 076	:	3
	48	Integration	-	12 648	:	-	3 113	:	-	7 171	:	4
	49	Job clubs	1 038	20 072	19 057	225 e	4 350	4 130	480 e	9 282	8 813	
<b>2</b>	<b>Training</b>		<b>48 714</b>	<b>149 095</b>	<b>130 335 u</b>	<b>12 251 e</b>	<b>44 248</b>	<b>39 728 e</b>	<b>24 358 e</b>	<b>74 304</b>	<b>68 093 u</b>	
2.1	6	Labour market training	29 332	85 461	69 521	4 809 e	14 010	12 333	13 047 e	38 013	33 639	
	17	Training allowance	1 789	1 554	:	-	-	-	1 380 e	1 083	:	
2.2	12	Employment subsidy for coaching for working life	1 821	7 858	7 652	369	1 733	1 551 e	1 168	5 088	4 908 e	
	15	Trainee work/coaching for working life with labour market support	10 689	51 060	49 342	5 312	27 250	24 521 e	5 941	28 310	27 425 e	
2.4	7	Apprenticeship for the unemployed	5 083	3 162	3 820	1 761	1 255	1 323 e	2 822	1 810	2 121 e	
<b>3</b>	<b>Job rotation and job sharing</b>		<b>6 637</b>	<b>10 230</b>	<b>:</b>	<b>1 059 e</b>	<b>1 637</b>	<b>:</b>	<b>4 838</b>	<b>7 561</b>	<b>:</b>	
3.1	16	Job rotation	5 917	9 057	:	1 018 e	1 553	:	4 209	6 527	:	
3.2	13	Part-time pay supplement	720	1 173	1 331	41	84	76 e	629	1 034	1 163 e	
<b>4</b>	<b>Employment incentives</b>		<b>13 264</b>	<b>19 544</b>	<b>20 278</b>	<b>699</b>	<b>1 491</b>	<b>1 069 e</b>	<b>7 189</b>	<b>9 975</b>	<b>10 991 e</b>	
4.1	10	Employment subsidy, private companies	13 264	19 544	20 278	699	1 491	1 069 e	7 189	9 975	10 991 e	
<b>5</b>	<b>Supported employment and rehabilitation</b>		<b>7 927 e</b>	<b>26 078</b>	<b>:</b>	<b>2 099 e</b>	<b>8 318 e</b>	<b>:</b>	<b>4 044 e</b>	<b>14 104 e</b>	<b>:</b>	
5.1	34	Employment supporting activity of the municipalities	2 300 e	2 400 e	:	163 e	170 e	:	920 e	960 e	:	1,5
5.2	25	Rehabilitation activities of the social insurance institution	2 705	12 905	:	931 e	4 441	:	1 502 e	7 164 e	:	1
	26	Rehabilitation activities of the employment pension scheme	2 422	9 081	4 048	833 e	3 125 e	1 393 e	1 344	5 041	2 418	1
	27	Rehabilitation activities of the accident and traffic insurance	500 e	1 692	:	172 e	582 e	:	278 e	939 e	:	1
<b>6</b>	<b>Direct job creation</b>		<b>11 601</b>	<b>29 720</b>	<b>:</b>	<b>944 e</b>	<b>2 884</b>	<b>:</b>	<b>6 315 e</b>	<b>14 721</b>	<b>:</b>	
	8	Temporary government employment	1 210	2 132	2 145	41	100	74 e	705	1 119	1 249 e	
	9	Employment subsidy, municipalities	6 398	10 620	11 287	681	1 840	1 201 e	3 867	6 196	6 822 e	
	36	Rehabilitative work experience	3 993	16 968	:	222 e	944	:	1 743 e	7 406	:	

### C.4.25 LMP participants by intervention and by type of action, 2009: Finland

eurostat		Category, intervention number and name	Men and women						Women			Notes
			Total			Under 25s			Total			
			16 Stock	17 Entrants	18 Exits	16 Stock	17 Entrants	18 Exits	16 Stock	17 Entrants	18 Exits	
<b>7</b>	<b>Start-up incentives</b>	<b>5 097</b>	<b>7 195</b>	<b>7 630</b>	<b>431</b>	<b>724</b>	<b>650 e</b>	<b>2 415</b>	<b>3 326</b>	<b>3 611 e</b>		
11	Start-up grant	2 377	3 403	3 340	177	297	249 e	1 148	1 577	1 613 e		
55	Start-up grant for non-unemployed	2 720	3 792	4 290	254	427	401 e	1 267	1 749	1 998 e		
<b>8</b>	<b>Out-of-work income maintenance and support</b>	<b>234 752</b>	<b>388 970</b>	<b>:</b>	<b>21 447</b>	<b>45 633 u</b>	<b>:</b>	<b>100 687</b>	<b>154 790 u</b>	<b>:</b>		
8.1	1 Earnings-related unemployment allowance	110 967	223 902	:	3 961	9 932	:	45 656	79 621	:		
	2 Basic unemployment allowance	22 198	33 672	:	3 694	7 702	:	7 544	12 039	:		
	4 Labour market support (passive component)	75 649	52 547	:	11 418	18 639	:	30 348	23 223	:		
8.2	30 Earnings related adjusted unemployment allowance as partial unemployment benefit	2 283	19 358	:	64	667	:	845	6 947	:		
	32 Adjusted basic unemployment allowance or labour market support as partial unemployment benefit	15	204	:	3	50	:	4	57	:		
8.3	31 Earnings related adjusted unemployment allowance as part-time unemployment benefit	14 641	31 858	:	415	1 599	:	10 743	21 948	:		
	33 Adjusted basic unemployment allowance or labour market support as part-time unemployment benefit	8 999	18 176	:	1 892	7 044	:	5 547	10 955	:		
8.5	28 Pay security	-	9 253	9 253	-	:	:	-	:	:		
<b>9</b>	<b>Early retirement</b>	<b>49 541</b>	<b>11 809</b>	<b>10 384</b>	<b>-</b>	<b>-</b>	<b>-</b>	<b>26 084</b>	<b>6 224</b>	<b>5 478</b>		
9.2	3 Unemployment pension	49 541	11 809	10 384	-	-	-	26 084	6 224	5 478		
<b>2-7</b>	<b>Total LMP measures (categories 2-7)</b>	<b>93 240</b>	<b>241 862</b>	<b>177 054 u</b>	<b>17 483 e</b>	<b>59 302</b>	<b>44 191 u</b>	<b>49 159 e</b>	<b>123 991</b>	<b>94 347 u</b>		
<b>8-9</b>	<b>Total LMP supports (categories 8-9)</b>	<b>284 293</b>	<b>400 779</b>	<b>:</b>	<b>21 447</b>	<b>45 633 u</b>	<b>:</b>	<b>126 771</b>	<b>161 014 u</b>	<b>:</b>		

Key : Not available; :n Not significant; - Not applicable or real zero or zero by default; 0 or 0.00 Less than half of the unit used; e Estimated value; u Unreliable or uncertain data: participant data complete for interventions covering >=80% but <100% of expenditure; p Provisional data; b Break in series

Source Eurostat (online data code: [lmp\\_partme\\_fi](#))

1 Entrants: total beneficiaries (new starts plus end-year stock).

2 Entrants: total number of activities financed by the Employment and Economy Administration. A person in rehabilitation usually benefits from various activities during rehabilitation (examinations, ability testing, job trials, etc).

3 Entrants include the Individual action plans which have been made during the year.

4 Entrants correspond to the integration plans which have been made during the year.

5 Stock: end-year figure.

C.4.26 LMP participants by intervention and by type of action, 2009: Sweden

Number of participants

eurostat	Category, intervention number and name		Men and women						Women			Notes
			Total			Under 25s			Total			
			16 Stock	17 Entrants	18 Exits	16 Stock	17 Entrants	18 Exits	16 Stock	17 Entrants	18 Exits	
<b>1</b>	<b>Labour market services</b>		<b>454 179</b>	<b>861 468 e</b>	<b>743 281 e</b>	<b>86 293</b>	<b>258 912 e</b>	<b>214 611 e</b>	<b>216 848</b>	<b>400 365 e</b>	<b>352 672 e</b>	
1.1	20	Individual guidance service	385 718	743 758 e	684 468 e	55 563	182 628 e	181 826 e	185 851	351 566 e	326 070 e	
	70	[Component] Job and Development Programme - Assisted jobseeker activities	38 101	45 065 e	25 049 e	1 487	4 274 e	933 e	19 584	21 864 e	12 893 e	1
	74	[Component] Youth Job Programme - Assisted jobseekers activities	30 360	72 645	33 764	29 243	72 010	31 852	11 413	26 935 e	13 709 e	1
<b>2</b>	<b>Training</b>		<b>10 537</b>	<b>32 574</b>	<b>27 900</b>	<b>1 295</b>	<b>2 564</b>	<b>3 428</b>	<b>4 010</b>	<b>12 379</b>	<b>10 609 e</b>	
2.1	43	Activities within counselling, guidance and placement services	712	3 322	2 249	30	160	117	443	2 070	1 413	
	49	Preparatory Training Courses	2 030	12 599	10 888	159	819	712	958	5 461	4 490	
	50	Employment Training	4 357	12 683	9 400	224	678	611	1 156	2 997	2 330	
	70	[Component] Job and Development Programme - Training	2 294	1 893 e	2 200 e	91	216 e	92 e	1 042	778 e	1 013 e	1
	74	[Component] Youth Job Programme - Training	824	598	1 965	764	583	1 816	217	148 e	606 e	1
2.2	47	Projects with Employment Policy Orientation	115	365	304	20	60	38	56	176	161	
2.3	67	In-depth Assessment and Counselling Guidance	205	1 114	894	7	48	42	138	749	596	
<b>3</b>	<b>Job rotation and job sharing</b>		<b>-</b>	<b>-</b>	<b>-</b>	<b>-</b>	<b>-</b>	<b>-</b>	<b>-</b>	<b>-</b>	<b>-</b>	
<b>4</b>	<b>Employment incentives</b>		<b>87 423</b>	<b>123 583</b>	<b>75 292</b>	<b>6 446</b>	<b>14 818</b>	<b>9 638</b>	<b>36 965</b>	<b>53 398</b>	<b>31 244 e</b>	
4.1	12	Wage subsidies	50 580	16 537	20 215	1 698	1 471	880	20 503	6 490	7 612	
	15	Mobility allowance	-	27 057	-	-	3 813	-	-	11 032	-	
	35	Work Experience	6 923	35 029	19 827	299	1 660	1 025	3 186	16 264	9 256	
	40	Grants for technical aids, workplace adjustments and work assistants	-	14 241	-	-	2 407	-	-	6 658	-	
	44	Special recruitment incentive	4 334	4 401	6 957	72	134	84	1 897	1 895	3 000	
	60	Development Employment	1 908	2 493	2 467	281	406	334	854	1 108	1 088	
	65	Trial Opportunity	639	4 231	3 390	50	364	298	301	1 961	1 587	
	70	[Component] Job and Development Programme - Work experience	15 676	2 867 e	6 056 e	283	174 e	176 e	7 520	1 368 e	2 764 e	1
	73	Entry recruitment incentive	2 414	5 116	4 329	430	1 002	755	816	1 680	1 343	
	74	[Component] Youth Job Programme - Work experience	3 421	3 124	6 368	3 288	3 108	5 911	1 219	1 186 e	2 068 e	1
	75	Skill development	1 528	8 487	5 683	45	279	175	669	3 756	2 526	

### C.4.26 LMP participants by intervention and by type of action, 2009: Sweden

eurostat		Category, intervention number and name	Men and women						Women			Notes
			Total			Under 25s			Total			
			16 Stock	17 Entrants	18 Exits	16 Stock	17 Entrants	18 Exits	16 Stock	17 Entrants	18 Exits	
<b>5</b>		<b>Supported employment and rehabilitation</b>	<b>44 155</b>	<b>41 688</b>	<b>28 784</b>	<b>1 883</b>	<b>3 910</b>	<b>2 743</b>	<b>20 553</b>	<b>23 165</b>	<b>15 845</b>	
5.1	13	Public sheltered employment (OSA)	4 449	1 716	1 631	120	104	70	1 251	494	474	
	21	Samhall	19 141	1 939	2 773	226	23 e	33 e	8 964	900	1 175	2
	61	Security Employment	9 914	6 187	1 571	567	383	120	3 713	2 336	554	
5.2	14	Employability rehabilitation programme	9 904	31 438	22 243	841	3 268	2 243	6 251	19 259	13 369	
	70	[Component] Job and Development Programme - Employability rehabilitation	628	322 e	257 e	20	49 e	8 e	328	147 e	143 e	1
	74	[Component] Youth Job Programme - Employability rehabilitation	119	86	309	109	83	269	46	29 e	130 e	1
<b>6</b>		<b>Direct job creation</b>	-	-	-	-	-	-	-	-	-	
<b>7</b>		<b>Start-up incentives</b>	<b>2 837</b>	<b>7 154</b>	<b>3 739 e</b>	<b>20</b>	<b>55</b>	<b>68</b>	<b>1 243</b>	<b>3 117</b>	<b>1 691 e</b>	
	9	Start-up grants	2 331	6 448	3 203	10	32	10	1 002	2 739	1 437	
	69	Start-up grants for disabled entrepreneurs	-	519	-	-	11	-	-	287	-	
	70	[Component] Job and Development Programme - Start-up	495	176 e	458 e	1	2 e	- e	235	82 e	226 e	1
	74	[Component] Youth Job Programme - Start up	11	11	78	9	10	58	6	9 e	28 e	1
<b>8</b>		<b>Out-of-work income maintenance and support</b>	<b>253 109</b>	<b>609 272</b>	<b>313 157</b>	<b>28 232</b>	<b>110 970 u</b>	<b>62 969</b>	<b>127 895</b>	<b>269 773 u</b>	<b>156 562</b>	
8.1	16	[Component] Unemployment insurance and Basic insurance - Full-time unemployed	167 460	437 113	242 000	18 515	84 746	50 734	67 941	185 706	110 851	
8.3	16	[Component] Unemployment insurance and Basic insurance - Part-time unemployed	85 649	132 987	71 157	9 717	26 224	12 235	59 954	84 067	45 711	
8.5	30	Wage guarantee	-	39 172	-	-	:	-	-	:	-	
<b>9</b>		<b>Early retirement</b>	-	-	-	-	-	-	-	-	-	
<b>2-7</b>		<b>Total LMP measures (categories 2-7)</b>	<b>144 952</b>	<b>204 999</b>	<b>135 715</b>	<b>9 644</b>	<b>21 347</b>	<b>15 877</b>	<b>62 771</b>	<b>92 059</b>	<b>59 389 e</b>	
<b>8-9</b>		<b>Total LMP supports (categories 8-9)</b>	<b>253 109</b>	<b>609 272</b>	<b>313 157</b>	<b>28 232</b>	<b>110 970 u</b>	<b>62 969</b>	<b>127 895</b>	<b>269 773 u</b>	<b>156 562</b>	

Key : Not available; :n Not significant; - Not applicable or real zero or zero by default; 0 or 0.00 Less than half of the unit used; e Estimated value; u Unreliable or uncertain data: participant data complete for interventions covering >=80% but <100% of expenditure; p Provisional data; b Break in series

Source Eurostat (online data code: [lmp\\_partme\\_se](#))

1 The allocation of participants to components is basically based on register data, but also partly on estimates.

2 Stock: end-year figure.

C.4.27 LMP participants by intervention and by type of action, 2009: United Kingdom

Number of participants

eurostat	Category, intervention number and name		Men and women						Women			Notes
			Total			Under 25s			Total			
			16 Stock	17 Entrants	18 Exits	16 Stock	17 Entrants	18 Exits	16 Stock	17 Entrants	18 Exits	
<b>1</b>	<b>Labour market services</b>		:	:	:	:	:	:	:	:	:	
1.1	1	[Component] New Deal for 18-24 - Follow-through	13 100	:	:	13 070	:	:	3 300	:	:	
	1	[Component] New Deal for 18-24 - Other expenditure	-	-	-	-	-	-	-	-	-	
	1	[Component] New Deal for 18-24 - Gateway	56 000	:	:	55 830	:	:	15 260	:	:	
	2	[Component] New Deal 25 plus - Gateway	22 090	:	:	-	:	:	4 020	:	:	
	2	[Component] New Deal 25 plus - Follow-through	7 500	:	:	-	:	:	1 320	:	:	
	2	[Component] New Deal 25 plus - Other expenditure	-	-	-	-	:	-	-	-	-	
	10	New Deal for Partners of Unemployed People (NDPU)	7 000	2 280	1 470	1 180	500	340	4 920	1 660	1 070	
	11	New Deal for Lone Parents (NDLP)	224 250	136 450	135 490	49 760	29 990	29 920	213 590	130 180	129 320	
	12	New Deal for Disabled People (NDDP)	:	33 070	:	:	3 200	:	:	12 360	:	
	35	Employment zones	16 060	:	:	4 450	:	:	6 880	:	:	1
	37	New Deal 50+	:	6 250	:	:	:	:	:	1 810	:	
	44	Workstep	:	:	:	:	:	:	:	:	:	
	48	Pathways to Work (Incapacity Benefit Reforms)	:	:	:	:	:	:	:	:	:	
	51	Entry to Employment	:	:	:	:	:	:	:	:	:	
	53	[Component] Northern Ireland Employment Programmes Steps to work	:	:	:	:	:	:	:	:	:	
	53	[Component] Northern Ireland Employment Programmes Pathways	:	:	:	:	:	:	:	:	:	
	53	[Component] Northern Ireland Employment Programmes Other	:	:	:	:	:	:	:	:	:	
	54	Flexible New Deal	:	115 170	:	:	:	:	:	:	:	2
<b>2</b>	<b>Training</b>		:	:	:	:	:	:	:	:	:	
	50	Training for Work	:	5 886	5 528	:	:	:	:	:	:	
2.1	1	[Component] New Deal for 18-24 - Education and training option	11 140	:	:	11 120	:	:	2 990	:	:	
	2	[Component] New Deal 25 plus - IAP training related options	7 008 e	:	:	- e	:	:	1 338 e	:	:	
	53	[Component] Northern Ireland Employment Programmes Training for success	:	:	:	:	:	:	:	:	:	
<b>3</b>	<b>Job rotation and job sharing</b>		-	-	-	-	-	-	-	-	-	

C.4.27 LMP participants by intervention and by type of action, 2009: United Kingdom

Number of participants

eurostat	Category, intervention number and name	Men and women						Women			Notes	
		Total			Under 25s			Total				
		16 Stock	17 Entrants	18 Exits	16 Stock	17 Entrants	18 Exits	16 Stock	17 Entrants	18 Exits		
<b>4</b>	<b>Employment incentives</b>	<b>38 152 u</b>	:	:	:	:	:	:	:	:		
4.1	1 [Component] New Deal for 18-24 - Employment option	800	:	:	:	800	:	:	170	:	:	
	2 [Component] New Deal 25 plus - IAP employment related options	6 352 e	:	:	:	- e	:	:	1 212 e	:	:	
	29 Job Grant	-	378 613	:	:	-	:	:	-	:	:	
	31 Access to work	31 000	:	:	:	:	:	:	:	:	:	3,4
	33 [Component] Remploy - Interwork	-	10 600	10 600	:	:	:	:	:	:	:	4
	53 [Component] Northern Ireland Employment Programmes Access to Work	:	:	:	:	:	:	:	:	:	:	
<b>5</b>	<b>Supported employment and rehabilitation</b>	:	:	:	:	:	:	:	:	:	:	
5.1	33 [Component] Remploy - Remploy	3 105	:	:	:	:	:	:	:	:	:	4
	53 [Component] Northern Ireland Employment Programmes Workable (NI)	403	:	:	:	:	:	:	:	:	:	
5.2	24 Work preparation	:	6 900	:	:	:	1 980	:	:	2 480	:	
	49 Residential Training Colleges	:	:	:	:	:	:	:	:	:	:	
<b>6</b>	<b>Direct job creation</b>	<b>7 960</b>	:	:	:	<b>7 940</b>	:	:	<b>1 960</b>	:	:	
	1 [Component] New Deal for 18-24 - Voluntary sector & Environment Task Force options	7 960	:	:	:	7 940	:	:	1 960	:	:	
<b>7</b>	<b>Start-up incentives</b>	-	-	-	-	-	-	-	-	-	-	
<b>8</b>	<b>Out-of-work income maintenance and support</b>	<b>1 582 987</b>	<b>344 284</b>	<b>325 606</b>	<b>478 488</b>	<b>141 995</b>	<b>125 530</b>	<b>422 758</b>	<b>104 614</b>	<b>97 434</b>		
8.1	3 Jobseeker's allowance (JSA): payments	1 582 987	344 284	325 606	478 488	141 995	125 530	422 758	104 614	97 434		
<b>9</b>	<b>Early retirement</b>	-	-	-	-	-	-	-	-	-	-	
<b>2-7</b>	<b>Total LMP measures (categories 2-7)</b>	<b>67 768 u</b>	:	:	:	:	:	:	:	:	:	
<b>8-9</b>	<b>Total LMP supports (categories 8-9)</b>	<b>1 582 987</b>	<b>344 284</b>	<b>325 606</b>	<b>478 488</b>	<b>141 995</b>	<b>125 530</b>	<b>422 758</b>	<b>104 614</b>	<b>97 434</b>		

Key : Not available; :n Not significant; - Not applicable or real zero or zero by default; 0 or 0.00 Less than half of the unit used; e Estimated value; u Unreliable or uncertain data: participant data complete for interventions covering >=80% but <100% of expenditure; p Provisional data; b Break in series

Source Eurostat (online data code: [lmp\\_partme\\_uk](#))

- 1 Stock: other one-off observation.
- 2 Data refer to March 2009 to February 2010.
- 3 Data refers to 2008.
- 4 Stock: end-year figure.



C.4.28 LMP participants by intervention and by type of action, 2009: Norway

Number of participants

eurostat	Category, intervention number and name		Men and women						Women			Notes
			Total			Under 25s			Total			
			16 Stock	17 Entrants	18 Exits	16 Stock	17 Entrants	18 Exits	16 Stock	17 Entrants	18 Exits	
<b>1</b>	<b>Labour market services</b>		<b>2 588</b>	<b>18 852</b>	<b>17 366</b>	<b>531</b>	<b>4 169</b>	<b>3 921</b>	<b>1 097</b>	<b>7 679</b>	<b>7 012</b>	
1.1	4	Job clubs	1 208	13 077	12 876	274	3 050	3 017	484	5 090	5 025	
	41	Individual follow-up	1 380	5 775	4 490	257	1 119	904	613	2 589	1 987	
<b>2</b>	<b>Training</b>		<b>25 190</b>	<b>71 034</b>	<b>61 723</b>	<b>3 401</b>	<b>11 623</b>	<b>10 242</b>	<b>14 407</b>	<b>36 036</b>	<b>30 857</b>	
2.1	7	Labour Market Training (AMO)	8 031	34 768	34 841	1 592	7 800	7 715	3 915	14 911	15 119	
	22	Education in regular schools	17 159	36 266	26 882	1 809	3 823	2 527	10 492	21 125	15 738	
<b>3</b>	<b>Job rotation and job sharing</b>		-	-	-	-	-	-	-	-	-	
<b>4</b>	<b>Employment incentives</b>		<b>4 814</b>	<b>13 897</b>	<b>15 232</b>	<b>1 017</b>	<b>3 021</b>	<b>3 334</b>	<b>1 755</b>	<b>5 574</b>	<b>6 370</b>	
4.1	6	Wage subsidies to employers	3 996	8 457	9 146	643	1 499	1 521	1 387	2 926	3 174	
	30	Work experience in ordinary enterprises for the occupationally disabled	818	5 440	6 086	374	1 522	1 813	368	2 648	3 196	
<b>5</b>	<b>Supported employment and rehabilitation</b>		<b>14 279</b>	<b>31 498</b>	<b>31 490</b>	<b>2 405</b>	<b>5 495</b>	<b>5 288</b>	<b>6 891</b>	<b>14 710</b>	<b>14 782</b>	
5.1	15	Work experience in sheltered enterprises	5 436	10 487	10 490	1 140	2 389	2 299	2 668	4 902	4 860	
	19	Supported employment (AB)	5 558	8 156	8 299	776	1 306	1 277	2 736	3 764	3 866	
5.2	23	Rehabilitation assessment in sheltered workshops	1 864	9 488	9 992	292	1 399	1 431	929	4 591	4 876	
	24	Qualification programmes in sheltered workshops	1 342	2 623	2 097	188	334	235	508	977	784	
	38	Work-oriented rehabilitation for vocationally handicapped	79	744	612	9	67	46	50	476	396	
<b>6</b>	<b>Direct job creation</b>		<b>10 264</b>	<b>28 296</b>	<b>29 106</b>	<b>3 373</b>	<b>10 820</b>	<b>11 729</b>	<b>5 777</b>	<b>15 352</b>	<b>15 658</b>	
	14	Temporary employment measures for the occupationally disabled	38	39	116	8	12	24	23	19	55	
	21	Work experience - Practice in regular places of work for the occupationally disabled	10 226	28 257	28 990	3 365	10 808	11 705	5 754	15 333	15 603	
<b>7</b>	<b>Start-up incentives</b>		<b>266</b>	<b>904</b>	<b>653</b>	<b>5</b>	<b>24</b>	<b>10</b>	<b>142</b>	<b>464</b>	<b>348</b>	
	25	Start your own business	266	904	653	5	24	10	142	464	348	

**C.4.28 LMP participants by intervention and by type of action, 2009: Norway**

Number of participants

eurostat	Category, intervention number and name		Men and women						Women			Notes
			Total			Under 25s			Total			
			16 Stock	17 Entrants	18 Exits	16 Stock	17 Entrants	18 Exits	16 Stock	17 Entrants	18 Exits	
<b>8</b>	<b>Out-of-work income maintenance and support</b>		<b>80 433 e</b>	<b>230 405 e</b>	<b>195 535 e</b>	<b>10 164 e</b>	<b>27 993 e</b>	<b>23 191 e</b>	<b>31 593 e</b>	<b>95 576 e</b>	<b>83 150 e</b>	
8.1	1	[Component] Unemployment benefits - Full unemployment benefits	61 095 e	153 281 e	121 504 e	8 331 e	20 902 e	16 568 e	21 204 e	53 199 e	42 170 e	1
	27	Payments for occupational rehabilitation between measures	19 338	77 124	74 031	1 833	7 091	6 623	10 389	42 377	40 980	
8.3	1	[Component] Unemployment benefits - Part-time unemployment benefits	:	:	:	:	:	:	:	:	:	1
8.4	1	[Component] Unemployment benefits - Redundancy compensation	-	:	:	-	:	:	-	:	:	1
8.5	1	[Component] Unemployment benefits - Bankruptcy compensation	-	:	:	-	:	:	-	:	:	1
<b>9</b>	<b>Early retirement</b>		<b>-</b>	<b>-</b>	<b>-</b>	<b>-</b>	<b>-</b>	<b>-</b>	<b>-</b>	<b>-</b>	<b>-</b>	
<b>2-7</b>	<b>Total LMP measures (categories 2-7)</b>		<b>54 813</b>	<b>145 629</b>	<b>138 204</b>	<b>10 201</b>	<b>30 983</b>	<b>30 603</b>	<b>28 972</b>	<b>72 136</b>	<b>68 015</b>	
<b>8-9</b>	<b>Total LMP supports (categories 8-9)</b>		<b>80 433 e</b>	<b>230 405 e</b>	<b>195 535 e</b>	<b>10 164 e</b>	<b>27 993 e</b>	<b>23 191 e</b>	<b>31 593 e</b>	<b>95 576 e</b>	<b>83 150 e</b>	

Key : Not available; :n Not significant; - Not applicable or real zero or zero by default; 0 or 0.00 Less than half of the unit used; e Estimated value; u Unreliable or uncertain data: participant data complete for interventions covering >=80% but <100% of expenditure; p Provisional data; b Break in series

Source Eurostat (online data code: [lmp\\_partme\\_no](#))

1 Data shown under 8.1 Full unemployment benefits refer to all types of benefit; the breakdown between components is not available.

## C.5 LMP stocks by type of intervention, 1998-2009

### C.5.1 Stocks of participants in LMP measures (categories 2-7), total, 1998-2009

Number of participants

eurostat	1998	1999	2000	2001	2002	2003	2004	2005	2006	2007	2008	2009
EU-27	:	:	:	:	:	:	:	10 101 446 u	11 471 338 u	11 470 757 u	10 771 418 u	10 542 182 u
BE	:	:	:	:	:	:	326 571 u	323 474 u	382 112 u	433 776	516 755	550 641
BG	:	:	:	:	:	:	107 845 u	88 781	114 163	79 889	89 788	60 749 u
CZ	:	:	:	:	:	:	49 395 u	59 809	58 666	58 252	48 678	38 867
DK	122 975	145 883	141 110	148 267 e	159 816	150 036	149 515	143 977	137 822	138 864	149 899	162 398
DE	1 403 734 u	1 566 522 u	1 517 064 u	1 623 861 u	1 642 653 u	1 630 108 u	1 551 051 u	1 530 753 u	2 402 858	1 542 276	1 515 086 u	1 547 711 u
EE	:	:	:	:	:	801 u	1 120 u	2 194	2 175 u	1 651 u	1 265 u	3 033
IE	98 399 u	103 730 u	104 662 u	96 019 u	82 362 u	70 540 u	69 600 u	63 177 u	61 898	68 388	71 172	92 397 u
EL	:	196 497	220 669	34 435 e	19 212 u	:	:	:	41 646 u	39 725	42 899	91 884 e
ES	:	1 407 257 u	1 575 065 u	1 444 908 u	1 678 496 u	1 992 277 u	1 860 895 u	:	3 124 145 u	4 155 684 u	3 289 024 u	3 063 347 u
FR	1 778 708 u	1 776 058 u	1 774 589 u	1 704 005 u	1 623 116 u	1 675 410 u	1 509 191 u	1 523 797 u	1 576 240 u	1 677 796 u	1 550 808 u	1 488 879 u
IT	:	1 827 952 u	2 014 588 u	2 335 902 u	2 363 758 u	2 340 778 u	2 014 334 u	1 807 701 u	1 703 748 u	1 544 974 u	1 457 999 u	1 352 114 u
CY	:	:	:	:	:	:	:	:	1 325	2 846 e	1 605 u	7 028 u
LV	:	:	:	:	:	5 470	4 677	9 631 e	9 622 e	6 113	5 444	11 925
LT	:	:	:	:	:	16 767 u	13 047 u	:	17 282 u	20 565 u	14 135 u	15 273 u
LU	:	:	:	:	5 190 u	7 223 u	8 445 u	9 336 u	9 743 u	12 527 u	13 511 u	15 722 u
HU	:	:	:	:	:	:	87 060 u	71 359 u	69 517	64 122	68 260	56 313
MT	:	:	:	:	:	:	:	:	871 u	790 u	522	759
NL	367 147 u	417 285 e	425 106 e	449 412 u	461 342 u	437 703 u	386 163 u	349 050 e	318 227 e	294 890 u	318 513 e	360 840 e
AT	:	:	129 913 u	114 762 u	113 483 u	123 742 u	117 492	130 377	162 269	161 809	178 798	195 236
PL	:	:	:	:	:	:	:	463 401 u	457 773 u	461 152 u	779 388 u	764 830 u
PT	:	:	195 264 u	:	170 474 u	160 450 u	142 017 u	165 370 u	158 729 u	156 833 u	166 342	204 341 u
RO	:	:	:	:	:	94 494	103 839	99 421	83 860	82 969	73 907 u	44 750
SI	:	:	:	:	:	:	:	16 564 u	21 075 u	12 283 u	7 197 u	43 250 e
SK	:	:	:	:	:	:	113 814 u	137 890	142 384	93 838	90 801	63 936 u
FI	123 807	115 274	99 864	90 435	91 107	99 100	98 563	96 696	98 624 b	100 853	91 763	93 240
SE	340 679 u	514 064 e	437 690 e	379 664	328 165 e	178 472	190 473	206 232	226 195	170 671	134 975	144 952
UK	:	121 143 u	:	:	:	:	103 193 u	67 798 u	88 369 e	87 220 u	92 885 u	67 768 u
NO	47 787	43 466	48 851	50 387	52 061	63 179	64 244	64 344	59 821	57 403	55 269	54 813

Key : Not available; :n Not significant; - Not applicable or real zero or zero by default; 0 or 0.00 Less than half of the unit used; e Estimated value; u Unreliable or uncertain data: participant data complete for interventions covering >=80% but <100% of expenditure; p Provisional data; b Break in series

Source Eurostat (online data code: [lmp\\_partsumm](#))

## C.5.2 Stocks of participants in LMP measures (categories 2-7), under 25s, 1998-2009

Number of participants

eurostat	1998	1999	2000	2001	2002	2003	2004	2005	2006	2007	2008	2009
EU-27	:	:	:	:	:	:	:	:	2 405 701 u	3 301 744 u	3 046 160 u	2 728 239 u
BE	:	:	:	:	:	:	:	:	:	67 067 u	95 916 u	:
BG	:	:	:	:	:	:	13 913 u	10 436 u	17 248	13 952	10 173	4 244 u
CZ	:	:	:	:	:	:	:	:	:	:	:	:
DK	11 972 u	:	:	:	:	:	9 940 u	11 226 u	9 142 u	9 201 u	10 928 u	14 310 u
DE	:	434 484 u	465 704 u	554 920 u	593 485 u	649 261 u	595 458 u	577 942 u	564 254 u	608 814 u	591 572 u	616 725 u
EE	:	:	:	:	:	:	:	412 e	326 u	204 u	180 u	366
IE	16 007 u	47 882 u	13 074 u	12 809 u	12 115 u	11 566 u	12 978 u	10 343 u	12 402 u	14 774 u	16 114 u	18 629 u
EL	:	:	:	20 050 u	:	:	:	:	13 372 u	:	:	:
ES	:	417 948 u	479 788 u	444 234 u	498 318 u	468 242 u	:	:	:	:	:	:
FR	:	:	:	692 290 u	698 388 u	683 048 u	722 505 u	722 281 u	729 926 u	749 773 u	737 844 u	646 355 u
IT	:	:	:	:	:	:	:	585 932 u	567 371 u	548 434 u	523 649 u	473 057 u
CY	:	:	:	:	:	:	:	:	106 u	:	97 u	:
LV	:	:	:	:	:	706 e	879 e	2 218 u	2 795 e	1 681 e	1 555	1 817
LT	:	:	:	:	:	3 501 u	2 818 u	:	3 076 u	3 579 u	2 425 u	4 045 u
LU	:	:	:	:	:	:	:	1 471 u	1 865 u	1 898 u	1 331 u	1 319 u
HU	:	:	:	:	:	:	:	:	:	15 883 u	15 525 u	:
MT	:	:	:	:	:	:	:	:	262 u	227 u	137	215
NL	:	:	:	:	:	:	:	:	:	14 910 u	15 410 u	17 470 u
AT	:	:	34 201 u	35 909 u	38 864 u	30 544 u	32 826 u	35 394 u	48 965 u	60 782 u	64 990	63 763
PL	:	:	:	:	:	:	:	99 187 u	92 145 u	85 436 u	95 435 u	:
PT	:	:	:	:	:	81 504 u	74 504 u	80 216 u	75 167 u	70 224 u	69 273	74 764 u
RO	:	:	:	:	:	20 151	22 420	25 279	23 063	19 487	18 029 u	11 320 u
SI	:	:	:	:	:	:	:	3 084 u	4 596 u	2 502 u	1 289 u	3 366 e
SK	:	:	:	:	:	:	8 913 u	15 408	25 426	14 419	14 266	10 423 u
FI	28 892 u	25 731 u	21 214 u	18 252 u	17 706 u	18 675 u	19 060 u	18 914 u	18 033 u	17 022 u	16 044 e	17 483 e
SE	:	38 170 u	25 950 u	20 465 u	20 696 u	15 914 u	21 892 u	23 459	26 681	11 189	7 089	9 644
UK	:	:	:	:	:	:	:	:	:	:	:	:
NO	:	7 260 u	8 126 u	7 904 u	8 316	10 852	11 039	9 919	8 687	8 511	8 799	10 201

Key : Not available; :n Not significant; - Not applicable or real zero or zero by default; 0 or 0.00 Less than half of the unit used; e Estimated value; u Unreliable or uncertain data: participant data complete for interventions covering >=80% but <100% of expenditure; p Provisional data; b Break in series

Source Eurostat (online data code: [lmp\\_partsumm](#))

### C.5.3 Stocks of participants in LMP measures (categories 2-7), women, 1998-2009

Number of participants

eurostat	1998	1999	2000	2001	2002	2003	2004	2005	2006	2007	2008	2009
EU-27	:	:	:	:	:	:	:	2 854 701 u	3 138 514 u	4 840 931 u	4 703 200 u	4 281 614 u
BE	:	:	:	:	:	:	:	143 431 u	217 036 u	262 659 u	303 370 u	341 272 u
BG	:	:	:	:	:	:	55 507 u	47 402 u	59 584	43 518	49 075	36 206 u
CZ	:	:	:	:	:	:	:	:	:	:	:	:
DK	53 124 u	:	:	:	:	:	65 944 u	79 784 u	77 019 u	78 565 u	83 922 u	86 265 u
DE	644 276 u	711 003 u	684 275 u	724 303 u	716 407 u	686 345 u	619 643 u	615 535 u	633 118 u	645 806	638 142 u	639 843 u
EE	:	:	:	:	:	:	:	1 442 e	1 413 u	990 u	792 u	1 762
IE	38 137 u	39 899 u	39 775 u	40 393 u	36 581 u	33 209 u	36 118 u	33 214 u	32 736 u	34 503 u	35 490 u	42 477 u
EL	:	:	:	9 935 u	9 946 u	:	:	:	28 268 u	26 246 u	28 390 u	:
ES	:	502 245 u	578 404 u	571 518 u	760 170 u	869 488 u	908 469 u	:	:	:	:	:
FR	:	:	:	:	714 555 u	:	622 322 u	:	:	:	:	:
IT	:	537 639 u	:	:	:	:	:	558 745 u	563 490 u	599 589 u	609 567 u	585 081 u
CY	:	:	:	:	:	:	:	:	632 u	1 858 u	999 u	694 u
LV	:	:	:	:	:	2 919	2 612	6 442 e	6 403 e	4 029	3 392	6 532
LT	:	:	:	:	:	7 896 u	6 615 u	:	9 986 u	12 873 u	7 812 u	7 333 u
LU	:	:	:	:	:	:	:	2 489 u	3 402 u	4 485 u	4 910 u	5 759 u
HU	:	:	:	:	:	:	:	:	:	30 707 u	34 605 u	:
MT	:	:	:	:	:	:	:	:	336 u	273 u	187	213
NL	:	:	:	:	:	:	:	:	:	78 970 u	78 160 u	78 680 u
AT	:	:	65 271 u	79 919 u	76 866 u	57 990 u	56 006 u	62 294 u	71 899 u	75 332 u	84 592	91 805
PL	:	:	:	:	:	:	:	211 715 u	216 054 u	222 039 u	357 604 u	347 933 u
PT	:	:	101 074 u	:	87 507 u	87 329 u	76 102 u	88 142 u	84 959 u	85 591 u	91 747	112 633 u
RO	:	:	:	:	:	35 805	39 481	41 280	36 758	35 868	37 468 u	21 777 u
SI	:	:	:	:	:	:	:	7 215 u	12 400 u	7 235 u	4 305 u	18 975 e
SK	:	:	:	:	:	:	47 341 u	62 449	66 213	45 346	43 823	30 483 u
FI	65 941 u	64 311 u	56 027 u	51 323 u	50 896 u	54 081 u	53 829 u	52 620 u	53 945 u	54 839 u	50 657 e	49 159 e
SE	152 507 u	299 315 u	249 073 u	210 466 u	170 577 u	75 982	80 496	90 017	101 349	75 704	58 026	62 771
UK	:	:	:	:	:	:	:	:	:	:	:	:
NO	:	21 100	23 322 u	24 430 u	26 266	31 660	32 654	33 346	31 547	30 554	29 574	28 972

Key : Not available; :n Not significant; - Not applicable or real zero or zero by default; 0 or 0.00 Less than half of the unit used; e Estimated value; u Unreliable or uncertain data: participant data complete for interventions covering >=80% but <100% of expenditure; p Provisional data; b Break in series

Source Eurostat (online data code: [lmp\\_partsumm](#))

### C.5.4 Stocks of participants in LMP supports (categories 8-9), total, 1998-2009

Number of participants

eurostat	1998	1999	2000	2001	2002	2003	2004	2005	2006	2007	2008	2009
EU-27	:	:	:	:	:	:	:	15 377 968 u	14 623 672 u	13 096 960 u	13 360 745 u	18 173 243 u
BE	850 157	839 451	748 069	769 817	818 116	858 084	869 528	881 240	853 587	816 420	805 931	907 137
BG							87 480	78 519	69 628	62 570	66 711	123 596
CZ					183 318	203 902	169 109	138 714	133 491	116 478	109 376	188 069
DK	283 976 e	254 615 e	248 185 e	247 135 e	247 745 e	278 302 e	280 722 e	244 662 e	202 014 e	165 523 e	128 737 e	173 794
DE	3 626 491 u	3 478 037 u	3 289 292 u	3 396 379 u	3 971 507	4 418 169	4 359 495	4 576 562	4 219 187	3 578 917	3 199 858	4 390 299
EE					23 010	19 773	17 568	9 197	8 645 e	11 858 e	39 583	
IE	209 721	189 635	154 099	143 016	162 536	171 527	165 805	157 993	158 828	163 788	229 263	427 532
EL	:	288 239	274 650 u	204 497 u	204 497 u	:	:	:	:	:	219 385 u	271 572 u
ES	1 136 652 u	1 056 069 u	1 045 888 u	1 099 934 u	1 198 322 u	1 221 471 u	1 284 214 u	1 294 893 u	1 332 638 u	1 421 432 u	1 814 632 u	2 681 224 u
FR	2 562 203	2 529 598	2 333 255	2 341 729	2 572 311	2 741 651	2 802 523	2 681 273	2 564 060	2 259 373	2 280 963	2 379 435
IT	:	:	903 665	908 843	927 165	969 667	988 824	1 053 282	1 021 579	996 109	1 094 777	1 669 057
CY									10 142	9 406	8 910	12 968
LV						37 889 e	37 987 e	30 093 e	32 890	31 659 e	30 779	62 880
LT						:	26 887	22 196	17 305	18 036	23 367	70 362 u
LU	5 505 e	4 273 e	3 949 e	4 076 e	5 006 e	6 516 e	7 367 e	8 725 e	8 482 e	7 681 e	8 915 e	18 895
HU						119 776	129 618	135 104	147 355	140 037	155 079	239 042
MT									11 477	10 335	9 843	11 261
NL	796 900 e	693 400 e	635 800 e	601 300 e	629 600 e	722 700 e	757 500	724 830 e	633 965 e	555 600 e	540 400 e	670 280 e
AT	243 168	228 062	209 081	221 266	257 174	277 091	291 074	292 063	274 627	258 432	246 127	319 688
PL								875 916	727 895	578 082	454 903	536 188
PT	205 833	:	380 176 u	394 968 u	435 562 u	259 178 u	299 860 u	316 665	326 079	306 069	253 476	366 712
RO						310 587	284 649	236 206	207 233	164 604	127 579	324 667
SI						:	:	14 330	30 527	18 074	14 545	61 931
SK							87 418	54 776	71 722	70 050	79 790	106 682
FI	391 830 e	368 593 e	343 232 e	357 470	349 069	345 440	347 478	302 066	275 988	239 788	227 202	284 293
SE	431 518 u	356 437	386 690	327 931	300 479	332 734	361 836	358 800	329 806	260 265	196 795	253 109
UK	1 382 300	1 307 786	1 056 908	958 350	943 630	919 975	841 401	881 493	953 970	838 675	1 021 545	1 582 987
NO	61 984	58 904	75 420	79 309	92 667	104 644 e	114 145 e	104 508 e	70 255	50 784 e	45 534 e	80 433 e

Key : Not available; :n Not significant; - Not applicable or real zero or zero by default; 0 or 0.00 Less than half of the unit used; e Estimated value; u Unreliable or uncertain data: participant data complete for interventions covering >=80% but <100% of expenditure; p Provisional data; b Break in series

Source Eurostat (online data code: [lmp\\_partsumm](#))

### C.5.5 Stocks of participants in LMP supports (categories 8-9), under 25s, 1998-2009

Number of participants

eurostat	1998	1999	2000	2001	2002	2003	2004	2005	2006	2007	2008	2009
EU-27	:	:	:	:	:	:	:	1 553 753 u	1 510 903 u	1 252 344 u	1 329 207 u	1 860 890 u
BE	91 270	86 486	71 403	75 021	84 892	93 109	93 904	90 728	85 233	78 894	76 572	88 224
BG							2 881	3 801	3 212	2 536	2 534	6 170
CZ												
DK	:	:	12 182 e	11 861 u	:	:	14 345 e	11 532 u	8 951 u	7 242 e	6 693 e	13 065
DE	315 344 u	286 644 u	281 242 u	296 638 u	359 929 u	410 061 u	401 254 u	557 056 u	463 213 u	328 669 u	288 270 u	358 813 u
EE									1 191	1 179 e	1 373 e	5 977
IE	41 325	35 152	25 589	24 630	30 788	49 152 e	31 783 e	30 448	30 815	32 351	49 786 e	84 963 u
EL	:	:	:	:	:	:	:	:	:	:	:	:
ES	92 874 u	86 931	86 564	95 349	97 546	96 978	92 039	86 800	85 944	91 481	136 645	194 588
FR	277 261 u	257 250 u	228 272 u	248 799 u	298 374 u	321 093 u	323 630 u	305 243 u	291 654 u	251 824 u	274 747 u	332 955 u
IT	:	:	26 596	26 387	28 006	29 338	29 196	31 615	28 679	27 160	32 900	67 656
CY									761	607	691	1 128
LV						5 529 e	5 309 e	4 290 e	4 783	4 125 e	3 851	6 905
LT						4 140	:	984	813	1 151	1 631	7 914 u
LU	:	:	:	:	:	:	:	937 u	712 u	666 e	575	787 u
HU						11 887	10 418	9 711	:	11 334	14 245	16 147
MT									2 921	2 168	1 709	2 080
NL	:	:	:	:	:	:	:	:	:	:	:	:
AT	27 196 u	23 948 u	24 529	27 171	31 775	32 759	31 986	33 536	30 481	28 452	27 986	39 417
PL									52 221	38 837	38 678	42 185
PT	:	:	4 417 u	39 416 u	42 063 u	22 085 u	25 139 u	21 254	18 787	14 880	11 915	21 986
RO						56 452	43 131	28 387	20 576	13 743	12 097	36 680
SI								397	1 570	382	286	2 280
SK									1 384	920	863	2 303
FI	:	:	:	:	:	60 514 e	59 547 e	19 369	16 030	12 027	11 526	21 447
SE	56 206 u	34 094 u	39 374	38 275	37 729	47 453	53 229	55 737	54 995	39 246	22 284	28 232
UK	:	313 795	268 413	252 270	255 987	260 341	246 723	261 908	297 265	262 470	311 350	478 488
NO	7 942	8 010	10 127	10 134	11 474	13 490 e	13 390 e	11 764 e	7 452	4 839 e	4 680 e	10 164 e

Key : Not available; :n Not significant; - Not applicable or real zero or zero by default; 0 or 0.00 Less than half of the unit used; e Estimated value; u Unreliable or uncertain data: participant data complete for interventions covering >=80% but <100% of expenditure; p Provisional data; b Break in series

Source Eurostat (online data code: [lmp\\_partsumm](#))

### C.5.6 Stocks of participants in LMP supports (categories 8-9), women, 1998-2009

Number of participants

eurostat	1998	1999	2000	2001	2002	2003	2004	2005	2006	2007	2008	2009
EU-27	:	:	:	:	:	:	:	6 509 943 u	6 308 530 u	5 741 812 u	5 642 590 u	6 923 036 u
BE	360 114	361 937	318 327	323 065	339 647	361 440	374 435	380 826	369 724	349 580	337 378	354 490
BG							48 692	46 105	41 445	38 651	41 910	66 181
CZ					88 205 u	92 954 u	87 707	71 718	68 949	61 529	58 510	90 307
DK	164 978 e	:	:	:	:	:	:	139 650 u	118 101 u	96 842 u	70 456 u	79 702 u
DE	1 529 154 u	1 483 712 u	1 399 765 u	1 414 633 u	1 560 415	1 726 204 u	1 692 145 u	1 983 868 u	1 891 886 u	1 639 581	1 475 452	1 686 183
EE						:	:	:	6 032	5 828 e	6 838 e	18 550
IE	75 585	72 375	59 375	53 607	60 586	75 297	63 646 e	59 811	60 164	59 846	76 178	135 112
EL	:	76 592 u	70 025 u	65 585 u	65 585 u	:	:	:	:	:	:	:
ES	493 128 u	484 151 u	498 637 u	540 023 u	603 715 u	602 370 u	644 599 u	672 094 u	709 565 u	763 693 u	881 254 u	1 184 216 u
FR	1 199 837 u	1 209 993 u	1 145 694 u	1 150 540 u	1 248 430 u	1 320 096 u	1 350 590 u	1 300 119 u	1 246 456 u	1 109 933 u	1 111 048 u	1 095 271 u
IT	:	:	314 851	313 413	319 627	340 563	352 128	383 799	382 674	383 789	421 032	598 147
CY									5 710	5 452	5 214	6 694
LV						22 713 e	22 566 e	17 839 e	20 027	19 667 e	18 621	31 198
LT						15 729	13 478	12 187	10 914	11 502	13 377	28 353 u
LU	:	:	:	:	:	:	:	:	:	2 403 u	2 560	4 338 e
HU						58 093	65 353	68 142	61 950 u	63 625	69 192	100 932
MT									2 505	2 303	2 090	2 346
NL	:	:	:	:	:	:	:	:	:	:	:	:
AT	108 752 u	99 821 u	90 557	94 025	105 354	111 459	118 306	120 764	114 220	109 797	104 792	121 293
PL								383 734	313 341	237 522	209 062	240 788
PT	97 152	:	201 928 u	214 141 u	235 848 u	143 130 u	163 958 u	170 287	175 882	165 348	134 018	186 191
RO						137 235	117 783	95 436	74 727	68 384	61 570	141 708
SI						:	:	7 331	16 405	9 029	7 223	25 896
SK							:	:	30 268	25 247	27 596	40 966
FI	:	:	:	:	:	172 723 e	174 578 e	151 249	139 923	123 864	115 061	126 771
SE	253 364 u	203 185	231 150	195 714	174 386	183 751	198 962	201 467	188 980	154 717	116 718	127 895
UK	326 143	306 618	251 502	228 850	232 845	230 808	217 790	232 205	254 392	228 330	269 810	422 758
NO	33 387	28 358	34 921	37 954	44 057	46 720 e	53 560 e	51 511 e	35 857	26 039 e	22 160 e	31 593 e

Key : Not available; :n Not significant; - Not applicable or real zero or zero by default; 0 or 0.00 Less than half of the unit used; e Estimated value; u Unreliable or uncertain data: participant data complete for interventions covering >=80% but <100% of expenditure; p Provisional data; b Break in series


Source Eurostat (online data code: [lmp\\_partsumm](#))



## **D EXTERNAL AND REFERENCE DATA**

## D.1 GDP, exchange rates, purchasing power parities and price deflator

### D.1.1 GDP, exchange rates and purchasing power parities, 2009

	GDP <i>Euro (Mrd), Current market prices</i>	Exchange rate <i>National currency units per Euro</i>	PPP <i>Purchasing power parities</i>
EU-27	11 787.481	-	1.000
BE	339.162	-	1.149
BG	34.933	1.956	0.868
CZ	137.162	26.435	17.938
DK	222.410	7.446	10.560
DE	2 397.100	-	1.069
EE	13.861	15.647	10.801
IE	159.646	-	1.198
EL	235.017	-	0.943
ES	1 053.914	-	0.944
FR	1 907.145	-	1.165
IT	1 519.702	-	1.033
CY	16.946	-	0.915
LV	18.539	0.706	0.476
LT	26.508	3.453	2.132
LU	38.073	-	1.197
HU	92.942	280.330	170.111
MT	5.851	-	0.744
NL	571.979	-	1.125
AT	274.321	-	1.121
PL	310.486	4.328	2.469
PT	168.610	-	0.840
RO	117.457	4.240	2.135
SI	35.384	-	0.835
SK	63.051	-	0.675
FI	171.193	-	1.208
SE	290.908	10.619	11.863
UK	1 565.750	0.891	0.852
NO	272.789	8.728	11.741

Source: Eurostat (online data code: [nama\\_gdp\\_c](#), [ert\\_bil\\_eur\\_a](#), [prc\\_ppp\\_ind](#)). Data extracted on 10 May 2011.

## D.1.2 Price deflator: Household and NPISH final consumption expenditure, 1998-2009

Price index, 2000=100 (based on euro)

eurostat	1998	1999	2000	2001	2002	2003	2004	2005	2006	2007	2008	2009
EU-27	94.3	96.0	100.0	102.0	103.6	103.4	105.8	108.4	111.0	114.0	114.6	111.7
BE	95.6	96.7	100.0	101.9	103.2	104.7	107.2	110.1	113.4	116.6	120.4	119.8
BG	92.8	95.9	100.0	105.7	110.4	111.2	114.6	122.3	125.0	136.2	146.0	148.2
CZ	94.0	93.6	100.0	108.6	121.6	117.1	120.8	130.5	139.0	146.0	170.6	161.5
DK	95.0	97.6	100.0	102.4	104.4	105.7	106.9	108.3	110.3	111.8	115.2	116.8
DE	98.1	99.1	100.0	101.8	103.0	104.5	106.0	107.4	108.5	110.5	112.4	112.5
EE	92.0	96.5	100.0	106.2	109.1	111.3	113.6	117.7	123.6	132.8	144.3	143.0
IE	92.7	95.1	100.0	104.4	110.0	114.5	116.6	118.7	121.6	125.6	129.4	123.6
EL	:	:	100.0	101.4	104.1	107.6	110.7	114.5	118.4	122.3	127.2	128.6
ES	93.8	96.4	100.0	103.4	106.4	109.7	113.6	117.5	121.7	125.7	130.1	130.3
FR	97.7	97.8	100.0	101.7	102.7	104.6	106.6	108.5	110.8	113.1	116.3	115.8
IT	94.7	96.7	100.0	102.6	105.6	108.5	111.3	113.8	116.9	119.6	123.4	123.4
CY	93.4	95.5	100.0	101.9	104.4	107.0	109.1	112.7	115.3	118.2	123.6	123.8
LV	80.4	86.6	100.0	102.0	100.6	93.9	96.9	100.6	106.6	116.7	135.8	140.9
LT	84.9	88.2	100.0	105.6	109.2	108.4	108.1	109.9	114.3	121.7	134.9	140.9
LU	93.2	96.2	100.0	102.0	102.5	104.8	107.3	110.3	113.0	115.5	117.8	118.7
HU	89.9	93.7	100.0	109.4	119.7	119.1	125.4	132.1	128.4	143.5	151.1	141.2
MT	:	:	100.0	102.8	103.1	99.8	101.2	103.4	105.8	107.5	111.4	113.4
NL	93.9	96.3	100.0	104.5	107.6	110.1	111.2	113.5	115.9	118.1	119.7	119.0
AT	96.5	97.5	100.0	101.8	102.5	104.2	106.2	109.0	111.3	114.3	117.2	116.3
PL	87.7	86.2	100.0	113.3	111.4	98.1	98.2	112.8	117.9	124.3	139.7	116.2
PT	93.9	96.6	100.0	103.5	106.4	109.5	112.3	115.4	118.9	122.5	125.6	122.6
RO	99.9	88.6	100.0	103.1	103.1	99.5	103.9	124.3	133.8	148.2	147.7	133.3
SI	97.5	99.1	100.0	102.0	106.1	107.9	108.7	110.7	113.2	117.8	124.2	124.2
SK	90.5	89.2	100.0	103.9	108.5	118.9	132.3	140.7	153.0	173.1	195.5	203.0
FI	93.9	95.8	100.0	102.4	104.6	104.1	104.5	105.3	106.8	109.1	112.9	113.5
SE	92.6	95.0	100.0	93.2	95.6	97.6	98.4	97.7	99.2	100.6	99.8	92.1
UK	88.0	91.5	100.0	100.0	100.3	92.9	96.4	98.0	101.0	103.5	91.8	83.1
NO	91.3	94.9	100.0	103.0	112.0	108.1	104.2	110.0	111.5	113.3	114.4	110.5

Source: Eurostat (online data code: [nama\\_gdp\\_p](#)). Data extracted on 10 May 2011.

## D.2 Numbers of unemployed and other jobseekers, 2009

### D.2.1 Registered jobseekers and registered unemployed, all ages, 2009

Annual average number of persons registered

eurostat	Men and women			Men			Women		
	Total registered jobseekers	Registered unemployed	Other registered jobseekers	Total registered jobseekers	Registered unemployed	Other registered jobseekers	Total registered jobseekers	Registered unemployed	Other registered jobseekers
EU-27	:	:	5 937 861	:	:	:	:	:	:
BE	559 051	403 025	156 026	:	:	:	:	:	:
BG	286 558	280 980	5 578	120 430	118 873	1 557	166 128	162 107	4 021
CZ	464 743	464 743	-	234 009	234 009	-	230 734	230 734	-
DK	209 918	114 784	95 134	120 002	68 050	51 952	89 916	46 734	43 182
DE	5 738 373	3 423 283	2 315 090	3 075 804 e	1 867 775 e	1 208 029	2 662 569 e	1 555 508 e	1 107 061
EE	52 369	52 163	206	30 188	30 073	115	22 181	22 090	91
IE	422 041	422 041	-	281 767	281 767	-	140 274	140 274	-
EL	576 620	576 620	-	227 804	227 804	-	348 816	348 816	-
ES	4 983 119	3 644 041	1 339 078	2 455 809	1 832 893	622 916	2 527 309	1 811 148	716 161
FR	3 604 775	2 501 289	1 103 486	1 785 865	1 315 514	470 351	1 818 911	1 185 775	633 136
IT	:	:	:	:	:	:	:	:	:
CY	25 118	17 505	7 613	12 435	8 562	3 873	12 682	8 942	3 740
LV	130 447	130 229	218	65 538	65 434	104	64 909	64 795	114
LT	240 724	203 118	37 606	136 973	116 540	20 433	103 751	86 578	17 173
LU	13 225	13 225	-	7 466	7 466	-	5 759	5 759	-
HU	604 576	604 576	-	326 024	326 024	-	278 552	278 552	-
MT	7 335	7 335	-	5 652	5 652	-	1 683	1 683	-
NL	567 000	507 800	59 200	295 700	265 900	29 800	271 300	241 900	29 400
AT	272 987	260 309	12 678	159 635	153 583	6 052	113 351	106 726	6 625
PL	1 784 632	1 725 258	59 374	935 464	904 971	30 493 e	849 168	820 287	28 881 e
PT	576 290	496 751	79 539	254 714	227 357	27 357	321 576	269 394	52 182
RO	587 892	572 974	14 918 e	331 053	322 652	8 401 e	256 839	250 321	6 518 e
SI	86 354	86 354	-	43 930	43 930	-	42 424	42 424	-
SK	359 125	340 243	18 882	184 853	176 969	7 884	174 272	163 274	10 998
FI	488 486	265 831	222 655	254 761	156 630	98 131	233 727	109 201	124 526
SE	647 571	236 991	410 580	338 388	138 199	200 189	309 184	98 792	210 392
UK	1 526 000	1 526 000	-	1 110 450	1 110 450	-	415 560	415 560	-
NO	71 210	69 267	1 943	45 121	43 585	1 536	26 089	25 682	407

Key : Not available; :n Not significant; - Not applicable or real zero or zero by default; 0 or 0.00 Less than half of the unit used; e Estimated value; p Provisional data; b Break in series

Source: Eurostat (online data code: [lmp\\_rju](#))

## D.2.2 Registered jobseekers and registered unemployed, youth (under 25s), 2009

Annual average number of persons registered

eurostat	Men and women			Men			Women		
	Total registered jobseekers	Registered unemployed	Other registered jobseekers	Total registered jobseekers	Registered unemployed	Other registered jobseekers	Total registered jobseekers	Registered unemployed	Other registered jobseekers
EU-27	:	:	:	:	:	:	:	:	:
BE	:	:	:	:	:	:	:	:	:
BG	35 622	34 363	1 259	17 785	17 443	342	17 837	16 920	917
CZ	84 382	84 382	-	48 396	48 396	-	35 986	35 986	-
DK	25 368	12 959	12 409	15 977	7 889	8 088	9 392	5 070	4 322
DE	722 333	377 019	345 314	409 429 e	225 154 e	184 275	312 904 e	151 865 e	161 039
EE	6 094	6 066	28	3 754	3 737	17	2 340	2 329	11
IE	84 132	84 132	-	54 633	54 633	-	29 499	29 499	-
EL	90 996	90 996	-	34 871	34 871	-	56 125	56 125	-
ES	609 875	440 950	168 925	339 590	255 065	84 525	270 285	185 885	84 400
FR	616 020	452 855	163 165	318 949	244 557	74 392	297 070	208 297	88 773
IT	:	:	:	:	:	:	:	:	:
CY	:	1 886	:	:	936	:	:	950	:
LV	18 569	18 538	31 e	9 575	9 560	15 e	8 994	8 978	16 e
LT	38 191	29 051	9 140	23 401	17 583	5 818	14 790	11 468	3 322
LU	1 966	1 966	-	1 132	1 132	-	834	834	-
HU	91 720	91 720	-	51 926	51 926	-	39 794	39 794	-
MT	1 623	1 623	-	1 035	1 035	-	588	588	-
NL	46 500	43 000	3 500	25 800	24 100	1 700	20 700	18 900	1 800
AT	51 002	42 908	8 094	29 589	25 437	4 152	21 413	17 471	3 942
PL	:	378 765	:	:	202 395	:	:	176 371	:
PT	75 113	66 997	8 116	32 537	29 801	2 736	42 576	37 196	5 380
RO	67 189	65 484	1 705 e	29 365	28 620	745 e	37 824	36 864	960 e
SI	10 806	10 806	-	6 059	6 059	-	4 747	4 747	-
SK	71 534	67 509	4 025	39 552	37 654	1 898	31 982	29 855	2 127
FI	63 497	36 197	27 300	36 917	23 539	13 378	26 579	12 658	13 921
SE	123 037	46 996	76 041	70 144	28 455	41 689	52 892	18 541	34 351
UK	451 990	451 990	-	314 250	314 250	-	137 740	137 740	-
NO	13 381	13 152	229	9 085	8 934	151	4 295	4 217	78

Key : Not available; :n Not significant; - Not applicable or real zero or zero by default; 0 or 0.00 Less than half of the unit used; e Estimated value; p Provisional data; b Break in series

Source: Eurostat (online data code: [lmp\\_rju](#))

## D.2.3 Registered unemployed by sex, age and duration of unemployment, all ages, 2009

eurostat	Annual average number of persons registered						% total registered unemployed		
	Total			Long-term unemployed (>6 months for persons aged <25 and >12 months for persons aged 25+)			Long-term unemployed (%)		
	Total	Men	Women	Total	Men	Women	Total	Men	Women
EU-27	:	:	:	:	:	:	:	:	:
BE	403 025	:	:	:	:	:	:	:	:
BG	280 980	118 873	162 107	3 271	1 488	1 783	1	1	1
CZ	464 743	234 009	230 734	:	:	:	:	:	:
DK	114 784	68 050	46 734	:	:	:	:	:	:
DE	3 423 283	1 867 775 e	1 555 508 e	1 072 994 e	527 431 e	545 563 e	31 e	28 e	35 e
EE	52 163	30 073	22 090	:	:	:	:	:	:
IE	422 041	281 767	140 274	138 023	95 647	42 376	33	34	30
EL	576 620	227 804	348 816	140 274	95 774	44 500	24	42	13
ES	3 644 041	1 832 893	1 811 148	997 225	379 651	617 574	27	21	34
FR	2 501 289	1 315 514	1 185 775	719 088	377 629	341 459	29	29	29
IT	:	:	:	:	:	:	:	:	:
CY	17 505	8 562	8 942	1 106	373	733	6	4	8
LV	130 229	65 434	64 795	16 325	6 522	9 803	13	10	15
LT	203 118	116 540	86 578	15 710	7 556	8 154	8	6	9
LU	13 225	7 466	5 759	4 722	2 679	2 043	36	36	35
HU	604 576	326 024	278 552	171 578	84 339	87 239	28	26	31
MT	7 335	5 652	1 683	3 553 e	2 612 e	941 e	48 e	46 e	56 e
NL	507 800	265 900	241 900	238 400	110 500	127 900	47	42	53
AT	260 309	153 583	106 726	7 576	4 719	2 857	3	3	3
PL	1 725 258	904 971	820 287	:	:	:	:	:	:
PT	496 751	227 357	269 394	176 233	72 886	103 347	35	32	38
RO	572 974	322 652	250 321	107 921	63 760	44 161	19	20	18
SI	86 354	43 930	42 424	33 900	16 659	17 241	39	38	41
SK	340 243	176 969	163 274	134 127	62 506	71 621	39	35	44
FI	265 831	156 630	109 201	43 164	24 994	18 170	16	16	17
SE	236 991	138 199	98 792	16 837	9 578	7 259	7	7	7
UK	1 526 000	1 110 450	415 560	:	:	:	:	:	:
NO	69 267	43 585	25 682	:	:	:	:	:	:

Key : Not available; :n Not significant; - Not applicable or real zero or zero by default; 0 or 0.00 Less than half of the unit used; e Estimated value; p Provisional data; b Break in series

Source: Eurostat (online data code: [lmp\\_rjru](#))

## D.2.4 Registered unemployed by sex, age and duration of unemployment, youth (under 25s), 2009

eurostat	Annual average number of persons registered						% total registered unemployed		
	Total			Long-term unemployed (>6 months for persons aged <25 and >12 months for persons aged 25+)			Long-term unemployed (%)		
	Total	Men	Women	Total	Men	Women	Total	Men	Women
EU-27	:	:	:	:	:	:	:	:	:
BE	:	:	:	:	:	:	:	:	:
BG	34 363	17 443	16 920	601	276	325	2	2	2
CZ	84 382	48 396	35 986	:	:	:	:	:	:
DK	12 959	7 889	5 070	:	:	:	:	:	:
DE	377 019	225 154 e	151 865 e	76 349 e	43 491 e	32 858 e	20 e	19 e	22 e
EE	6 066	3 737	2 329	:	:	:	:	:	:
IE	84 132	54 633	29 499	47 894	30 842	17 052	57	56	58
EL	90 996	34 871	56 125	32 928	10 865	22 063	36	31	39
ES	440 950	255 065	185 885	104 943	59 342	45 601	24	23	25
FR	452 855	244 557	208 297	137 053	73 938	63 115	30	30	30
IT	:	:	:	:	:	:	:	:	:
CY	1 886	936	950	151	70	81	8	7	9
LV	18 538	9 560	8 978	3 850	1 624	2 226	21	17	25
LT	29 051	17 583	11 468	4 325	2 732	1 593	15	16	14
LU	1 966	1 132	834	631	352	279	32	31	33
HU	91 720	51 926	39 794	33 016	18 184	14 832	36	35	37
MT	1 623	1 035	588	1 282 e	798 e	484 e	79 e	77 e	82 e
NL	43 000	24 100	18 900	14 600	7 400	7 200	34	31	38
AT	42 908	25 437	17 471	941	533	408	2	2	2
PL	378 765	202 395	176 371	:	:	:	:	:	:
PT	66 997	29 801	37 196	19 787	7 958	11 829	30	27	32
RO	65 484	28 620	36 864	20 996	13 400	7 596	32	47	21
SI	10 806	6 059	4 747	3 952	2 039	1 913	37	34	40
SK	67 509	37 654	29 855	26 613	14 250	12 363	39	38	41
FI	36 197	23 539	12 658	2 997	2 107	890	8	9	7
SE	46 996	28 455	18 541	1 544	967	577	3	3	3
UK	451 990	314 250	137 740	:	:	:	:	:	:
NO	13 152	8 934	4 217	:	:	:	:	:	:

Key : Not available; :n Not significant; - Not applicable or real zero or zero by default; 0 or 0.00 Less than half of the unit used; e Estimated value; p Provisional data; b Break in series

Source: Eurostat (online data code: [lmp\\_rju](#))

## D.2.5 Registered unemployed by sex, age and duration of unemployment, adults (25+), 2009


eurostat	Annual average number of persons registered						% total registered unemployed		
	Total			Long-term unemployed (>6 months for persons aged <25 and >12 months for persons aged 25+)			Long-term unemployed (%)		
	Total	Men	Women	Total	Men	Women	Total	Men	Women
EU-27	:	:	:	:	:	:	:	:	:
BE	:	:	:	:	:	:	:	:	:
BG	246 617	101 430	145 187	2 670	1 212	1 458	1	1	1
CZ	380 361	185 613	194 748	:	:	:	:	:	:
DK	101 825	60 161	41 664	:	:	:	:	:	:
DE	3 046 264	1 642 621 e	1 403 643 e	996 645 e	483 940 e	512 705 e	33 e	29 e	37 e
EE	46 097	26 336	19 761	:	:	:	:	:	:
IE	337 909	227 134	110 775	90 129	64 805	25 324	27	29	23
EL	485 624	192 933	292 691	107 346	84 909	22 437	22	44	8
ES	3 203 091	1 577 828	1 625 263	892 282	320 309	571 973	28	20	35
FR	2 048 434	1 070 957	977 478	582 035	303 691	278 344	28	28	28
IT	:	:	:	:	:	:	:	:	:
CY	15 619	7 626	7 992	955	303	652	6	4	8
LV	111 691	55 874	55 817	12 475	4 898	7 577	11	9	14
LT	174 067	98 957	75 110	11 385	4 824	6 561	7	5	9
LU	11 259	6 334	4 925	4 091	2 327	1 764	36	37	36
HU	512 856	274 098	238 758	138 562	66 155	72 407	27	24	30
MT	5 712	4 617	1 095	2 271 e	1 814 e	458 e	40 e	39 e	42 e
NL	464 800	241 800	223 000	223 800	103 100	120 700	48	43	54
AT	217 401	128 146	89 255	6 635	4 186	2 449	3	3	3
PL	1 346 493	702 576	643 916	:	:	:	:	:	:
PT	429 754	197 556	232 198	156 446	64 928	91 518	36	33	39
RO	507 490	294 032	213 457	86 925	50 360	36 565	17	17	17
SI	75 548	37 871	37 677	29 948	14 620	15 328	40	39	41
SK	272 734	139 315	133 419	107 514	48 256	59 258	39	35	44
FI	229 634	133 091	96 543	40 167	22 887	17 280	17	17	18
SE	189 995	109 744	80 251	15 293	8 611	6 682	8	8	8
UK	1 074 010	796 200	277 820	:	:	:	:	:	:
NO	56 115	34 651	21 465	:	:	:	:	:	:

Key : Not available; :n Not significant; - Not applicable or real zero or zero by default; 0 or 0.00 Less than half of the unit used; e Estimated value; p Provisional data; b Break in series

Source: Eurostat (online data code: [lmp\\_rjrj](#))




## D.2.6 ILO unemployed, labour reserve and population wanting to work, total aged 15-64, 2009

	1000s		
	ILO unemployed	Labour reserve	Population wanting to work
EU-27	21 205.3	16 516.0	37 721.3
BE	379.4	193.9	573.3
BG	236.7	272.7	509.4
CZ	351.7	185.3	537.0
DK	176.5	142.1	318.7
DE	3 220.7	2 202.1	5 422.8
EE	94.3	49.3	143.7
IE	254.5	102.9	357.4
EL	470.4	120.8	591.2
ES	4 145.1	1 614.3	5 759.4
FR	2 568.9	972.6	3 541.5
IT	1 940.9	3 792.9	5 733.8
CY	21.3	11.5	32.8
LV	202.2	133.2	335.4
LT	224.3	98.2	322.5
LU	11.7	20.6	32.2
HU	420.3	340.6	761.0
MT	12.0	15.5	27.5
NL	298.8	438.7	737.4
AT	204.1	401.7	605.8
PL	1 409.2	1 774.9	3 184.1
PT	527.5	103.0	630.5
RO	680.5	660.1	1 340.6
SI	61.0	62.2	123.2
SK	323.3	86.4	409.8
FI	220.8	167.4	388.2
SE	407.3	265.2	672.4
UK	2 341.9	2 287.9	4 629.8
NO	79.3	136.3	215.6


Source: Eurostat (online data code: [lfsa\\_urgan](#), [lfsa\\_igaww](#)), Labour Force Survey (LFS): Annual average from 2005, spring data for earlier years (spring = Q2 for all countries except AT & FR - Q1);. Data extracted on 11 May 2011

## D.2.7 ILO unemployed, labour reserve and population wanting to work, men aged 15-64, 2009

	1000s		
	ILO unemployed	Labour reserve	Population wanting to work
EU-27	11 663.2	6 416.9	18 080.0
BE	203.7	82.3	286.0
BG	129.3	136.5	265.8
CZ	175.2	72.5	247.7
DK	101.9	61.4	163.3
DE	1 830.1	893.6	2 723.7
EE	58.5	22.0	80.6
IE	179.0	52.7	231.7
EL	199.5	32.5	232.0
ES	2 289.3	526.7	2 815.9
FR	1 312.4	387.9	1 700.3
IT	998.4	1 377.2	2 375.6
CY	11.4	4.4	15.7
LV	121.0	55.4	176.4
LT	139.3	52.1	191.4
LU	5.7	6.9	12.5
HU	233.5	154.2	387.8
MT	7.6	5.2	12.8
NL	160.0	185.5	345.5
AT	114.0	173.4	287.4
PL	732.8	671.4	1 404.2
PT	260.6	41.3	302.0
RO	423.6	188.6	612.2
SI	33.3	27.8	61.0
SK	170.3	32.4	202.7
FI	122.3	86.1	208.4
SE	222.2	123.8	346.0
UK	1 428.4	963.2	2 391.5
NO	47.6	65.5	113.1

Source: Eurostat (online data code: [lfsa\\_urgan](#), [lfsa\\_igaww](#)), Labour Force Survey (LFS): Annual average from 2005, spring data for earlier years (spring = Q2 for all countries except AT & FR - Q1);. Data extracted on 11 May 2011

## D.2.8 ILO unemployed, labour reserve and population wanting to work, women aged 15-64, 2009

	1000s		
	ILO unemployed	Labour reserve	Population wanting to work
EU-27	9 542.1	10 099.1	19 641.2
BE	175.6	111.6	287.3
BG	107.4	136.2	243.6
CZ	176.6	112.8	289.4
DK	74.6	80.8	155.4
DE	1 390.6	1 308.5	2 699.1
EE	35.8	27.3	63.1
IE	75.5	50.2	125.7
EL	270.9	88.3	359.2
ES	1 855.9	1 087.6	2 943.5
FR	1 256.5	584.7	1 841.2
IT	942.5	2 415.7	3 358.2
CY	9.9	7.2	17.1
LV	81.2	77.8	159.0
LT	85.1	46.1	131.1
LU	6.0	13.7	19.7
HU	186.8	186.4	373.2
MT	4.4	10.2	14.7
NL	138.7	253.2	391.9
AT	90.1	228.3	318.5
PL	676.4	1 103.4	1 779.9
PT	266.8	61.7	328.6
RO	256.9	471.5	728.4
SI	27.7	34.4	62.1
SK	153.0	54.0	207.1
FI	98.5	81.3	179.8
SE	185.1	141.4	326.5
UK	913.5	1 324.7	2 238.2
NO	31.7	70.9	102.5

Source: Eurostat (online data code: [lfsa\\_urgan](#), [lfsa\\_igaww](#)), Labour Force Survey (LFS): Annual average from 2005, spring data for earlier years (spring = Q2 for all countries except AT & FR - Q1);. Data extracted on 11 May 2011



## **E REFERENCE INFORMATION**

## E.1 LMP questionnaire

Item number	Item name	Item number	Item name
	Year	9.2	Non-cash benefits
	Country	9.3	Clarification
<b>Qualitative items</b>		10	Planned duration
1	Intervention number	10.1	Typical
2	Intervention name	10.2	Maximum
2.1	English	10.3	Unlimited
2.2	National language	10.4	One-off
3	Description	10.5	Not defined
3.1	Aim	11	Area of application
3.2	Beneficiaries/participants	11.1	National
3.3	Action/Instrument	11.2	Regional
3.4	Financing/support	11.3	Other
3.5	Eligibility	12	Source of finance
3.6	Legal basis	12.1	Central government budget
3.7	Recent changes	12.1.1	Ear-marked taxes
4	Type of action	12.2	State/regional government budget
4.1	Class	12.3	Local government budget
4.2	Components	12.4	Social security funds
4.2.1	Class	12.5	European Social Fund (ESF)
4.2.2	Name	12.6	Other
5	Breakdown of expenditure	13	Responsible institution
5.1	Transfers to individuals	13.1	Central government
5.1.1	Periodic cash payments	13.2	State/regional government
5.1.2	Lump-sum payments	13.3	Local government
5.1.3	Reimbursements	13.4	Social security funds
5.1.4	Reduced social contributions	13.5	Trade union or similar
5.1.5	Reduced taxes	13.6	Public employment services
5.2	Transfers to employers	14	Implementation of intervention
5.2.1	Periodic cash payments	17.1	Year started
5.2.2	Lump-sum payments	17.2	Year ended
5.2.3	Reimbursements	<b>Expenditure</b>	
5.2.4	Reduced social contributions	15	Expenditure
5.2.5	Reduced taxes	15.1	Total
5.3	Transfers to service providers	15.2	Transfers to individuals
6	Operational target groups	15.2.1	Periodic cash payments
6.1	Registered unemployed	15.2.2	Lump-sum payments
6.2	Other registered jobseekers	15.2.3	Reimbursements
6.3	Not registered	15.2.4	Reduced social contributions
6.4	Employed	15.2.5	Reduced taxes
7	Detailed target groups	15.3	Transfers to employers
7.1	All	15.3.1	Periodic cash payments
7.2	LTU	15.3.2	Lump-sum payments
7.3	Youth	15.3.3	Reimbursements
7.4	Older	15.3.4	Reduced social contributions
7.5	Disabled	15.3.5	Reduced taxes
7.6	Immigrants/ethnic minorities	15.4	Transfers to service providers
7.7	Re-entrants/lone parents	M1	Metadata on expenditure
7.8	Public priorities and Other	M1.1	Source
8	Treatment of unemployment spells	M1.2	Notes (formal)
8.1	Broken	M1.3	Notes (free)
8.2	Suspended	<b>Participants</b>	
8.3	Continuous/continuous	16	Stock
8.4	Continuous/discontinuous	16.1	Stock (total)
8.5	Not relevant	16.2	Stock (volume)
9	Receipt of benefits	17	Entrants
9.1	Cash benefits	18	Exits
9.1.1	Current intervention	M2	Metadata on participants
9.1.2	Unemployment benefit	M2.1	Observations
9.1.3	Other LMP intervention	M2.1.1	Stock
9.1.4	Other	M2.1.2	Entrants

Item number	Item name	eurostat
M2.1.3	Exits	
M2.1.4	Destination method	
M2.1.5	Destination time	
M2.2	Source	
M2.3	Notes (formal)	
M2.4	Notes (free)	
<b>Breakdown of participants</b>		
19	Sex	
20	Age	
21	Unemployed by duration	
22	Previous status	
22.1	Registered	
22.1.1	Registered unemployed	
22.1.2	Other registered jobseekers	
22.2	Not registered	
22.3	Employed	
22.4	Unknown	
23	Destination of exits	
23.1	Employment (total)	
23.1.1	Of which subsidised	
23.2	Other measure	
23.3	Unemployment	
23.4	Inactivity	
23.5	Unknown	
<b>Duration</b>		
24	Average duration of participation	
M3	Metadata on duration	
M3.1	Observation	
M3.2	Notes (formal)	
M3.3	Notes (free)	

## E.2 Classification by type of action


Category	Name
<b>1</b> 1.1 1.1.1 1.1.2 1.2 1.2.1 1.2.2 1.2.3 1.A	<b>Labour market services</b> Client services Information services Individual case-management Other activities of the PES Administration of LMP measures Administration of LMP supports Others services / activities Adjustment for double counting, category 1
<b>2</b> 2.1 2.2 2.3 2.4 2.A	<b>Training</b> Institutional training Workplace training Alternate training Special support for apprenticeship Adjustment for double counting, category 2
<b>3</b> 3.1 3.2 3.A	<b>Job rotation and job sharing</b> Job rotation Job sharing Adjustment for double counting, category 3
<b>4</b> 4.1 4.1.1 4.1.2 4.2 4.A	<b>Employment incentives</b> Recruitment incentives Permanent Temporary Employment maintenance incentives Adjustment for double counting, category 4
<b>5</b> 5.1 5.2 5.A	<b>Supported employment and rehabilitation</b> Supported employment Rehabilitation Adjustment for double counting, category 5
<b>6</b> 6.A	<b>Direct job creation</b> Adjustment for double counting, category 6
<b>7</b> 7.A	<b>Start-up incentives</b> Adjustment for double counting, category 7
<b>8</b> 8.1 8.1.1 8.1.2 8.2 8.3 8.4 8.5 8.A	<b>Out-of-work income maintenance and support</b> Full unemployment benefits Unemployment insurance Unemployment assistance Partial unemployment benefits Part-time unemployment benefits Redundancy compensation Bankruptcy compensation Adjustment for double counting, category 8
<b>9</b> 9.1 9.1.1 9.1.2 9.2 9.2.1 9.2.2 9.A	<b>Early retirement</b> Conditional Full Partial Unconditional Full Partial Adjustment for double counting, category 9
<b>X</b>	Not classified



Category	#Name
1	<b>Total</b>
2	<b>Transfers to individuals</b>
2.1	Periodic cash payments
2.2	Lump-sum payments
2.3	Reimbursements
2.4	Reduced social contributions
2.5	Reduced taxes
3	<b>Transfers to employers</b>
3.1	Periodic cash payments
3.2	Lump-sum payments
3.3	Reimbursements
3.4	Reduced social contributions
3.5	Reduced taxes
4	<b>Transfers to service providers</b>

## E.4 Abbreviations by country

This table expands on abbreviations used in the intervention names and explanatory notes to the quantitative data on expenditure and participants reported by each country. A more complete list of LMP-related abbreviations for each country may be found in the LMP qualitative reports that are available on the Eurostat website.


Country/Abbreviation	Meaning	
<b>Belgium</b>		
ALE	Agence locale pour l'emploi	
APE	Aides à la promotion de l'emploi	
BCR	Brussels-capital region	
CAO 26	Collectieve arbeidsovereenkomst 26	
CBO	Centrum voor Begeleiding en Opleiding	
CPAS	Centre public d'aide sociale	
FBI	Fonds budgétaire interdépartemental	
Fed	Federal government	
FOREM	Office communautaire et régional de la formation professionnelle et de l'emploi pour la Région wallonne	
FR	Flemish region	
GC	German-speaking community	
ONEM	Office national de l'emploi	
PWA	Plaatselijk Werkgelegenheidsagentschap	
RVA	Rijksdienst voor Arbeidsvoorziening	
VDAB	Vlaamse Dienst voor Arbeid en Beroepsopleiding	
WR	Walloon region	
<b>Bulgaria</b>		
EA	Employment Agency	
<b>Czech Republic</b>		
SÚMP	Společensky účelná pracovní místa	
SVC-SÚMP	Samostatná výdělečná činnost - společensky účelné pracovní místo	
VPP	Verejné prospešné práce	
<b>Germany</b>		
ABM	Arbeitsbeschaffungsmaßnahmen	
AfL	Arbeit für Langzeitarbeitslose	
ALG II	Arbeitslosengeld II	
<b>Ireland</b>		
BTEA	Back to education allowance	
BWEA	Back to work enterprise allowance	
FAS	An Foras Aiseanna Saothair (The training and employment authority)	
PRSI	Pay related social insurance	
VTOS	Vocational training opportunities scheme	
<b>Greece</b>		
ESPA	System of protection against unemployment	
KEK	Accredited vocational training centres	
LAEK	Employment and Vocational Training Fund	
OAED	Greek Manpower Employment Organisation	
ORP	Operational Regional Programmes	
<b>Spain</b>		
C.O	Casas de oficio	
E.T	Programa de escuelas-taller	
FIP	Formación e inserción profesional	
SPEE	Servicio Público de Empleo Estatal (previously INEM)	
T.E	Talleres de Empleo	


Country/Abbreviation	Meaning	eurostat
<b>France</b>		
AFPA	Association pour la formation professionnelle des adultes	
AFPE/PARE	Actions de formation préalable à l'embauche (Plan d'aide au retour à l'emploi)	
AGEFIPH	Association pour la gestion de l'emploi, la formation et l'insertion professionnelle des personnes handicapées	
ANPE	Agence nationale pour l'emploi	
APEC	Association pour l'emploi de cadres	
AREF	Allocation d'aide au retour à l'emploi - formation	
CAE	Contrat d'accompagnement dans l'emploi	
CAT	Centre d'aide par le travail (pour handicapés)	
CATS	Cessation d'activité de certains travailleurs salariés	
CAV	Contrat d'avenir	
CEC	Contrat emploi consolidé	
CES	Contrat emploi solidarité	
CIE	Contrat initiative emploi	
CIE-PCS	Contrat initiative emploi (Plan de cohésion sociale)	
CI-RMA	Contrat d'insertion - Revenu minimum d'activité	
CIVIS	Contrat d'insertion dans la vie sociale	
CRP	Convention de reclassement personnalisé	
FNE	Fonds national de l'emploi	
IRILL	Insertion, réinsertion et lutte contre l'illettrisme	
PAIO	Permanence d'accueil, d'information et d'orientation	
PARE	Plan d'aide au retour à l'emploi	
UNEDIC	Union Nationale interprofessionnelle pour l'emploi dans l'industrie et le commerce	
<b>Italy</b>		
CIGS	Cassa integrazione guadagni straordinaria	
LSU	Lavori socialmente utili	
SIL	Servizio d'Informazione sul Lavoro	
<b>Lithuania</b>		
EURES	European Employment Services	
<b>Luxembourg</b>		
ADEM	Administration de l'emploi	
<b>Malta</b>		
ESTS	Extended Skill Training Scheme	
ETC	Employment & Training Corporation	
INT	Ibda n-Negozju Tieghek	
TAS	Technician Apprenticeship Scheme	
<b>Netherlands</b>		
ABW	Algemene bijstandswet	
BKWI	Bureau keteninformatisering werk en inkomen	
CWI	Centra voor werk en inkomen	
ID	Instroombanen/Doorstroombanen	
IOAW	Wet inkomensvoorziening oudere en gedeeltelijk arbeidsongeschikte werkloze werknemers	
IOAZ	Wet inkomensvoorziening oudere en gedeeltelijk arbeidsongeschikte gewezen zelfstandigen	
REA	Reintegratie arbeidsgehandicapten	
RSP	Regeling schoonmaakdiensten particulieren	
SVWW	Stimuleringsregeling Vacaturevervulling door Werklozen en met werkloosheid bedreigde Werknemers	
TW	Toeslagenwet	
UWV	Uitvoeringsorganisatie werknemersverzekeringen	
VLW	Afdrachtsvermindering langdurig werklozen	
VO	Afdrachtsvermindering onderwijs	
WRO	Wachtgeldregeling voormalig overheids personeel	
WSW	Wet sociale werkvoorziening	
WVA	Wet vermindering afdracht loonbelasting en premies volksverzekeringen	
WW	Werkloosheidswet	
WWB	Wet werk en bijstand	


Country/Abbreviation	Meaning	eurostat
<b>Austria</b>		
ALG	Arbeitslosengeld	
BSB	Bundesamt für Soziales und Behindertenwesen	
EB	Eingliederungsbeihilfe	
EQUAL	EU Gemeinschaftsinitiative EQUAL	
GB	Gründungsbeihilfe	
GBP	Gemeinnützige Beschäftigungsprojekte	
IAG	Insolvenz-Ausfallsgeld	
JASG	Jugendausbildungs-Sicherungsgesetz	
SÖB	Sozialökonomische Betriebe	
SOL	Solidaritätsprämienmodell	
SUG	Sonderunterstützung	
TEP	Territoriale Beschäftigungspakte	
UGP	Unternehmensgründungsprogramm	
<b>Poland</b>		
SWE	Sheltered work establishments	
<b>Portugal</b>		
ACPE	Apoio a criação de proprio emprego	
ILE	Iniciativas Locais de Criação de Emprego (only in measure 122) ; Iniciativas Locais de Emprego (only in measure 24)	
PROFIJ	Programa formativo de inserção de jovens	
PROSA	Programa social de ocupação de adultos	
<b>Romania</b>		
ANOFM	National Agency for Employment	
<b>Slovenia</b>		
ESS	Employment Service of Slovenia	
PUM	Projektno ucenje za mlajše odrasle	
<b>Sweden</b>		
OSA	Offentligt skyddat arbete	
<b>United Kingdom</b>		
HMT	Her Majesty's Treasury	
IAP	Individual action plan	
JSA	Jobseekers allowance	
NDDP	New Deal for Disabled People	
NDLP	New Deal for Lone Parents	
NDPU	New Deal for partners of unemployed people	
WWEQ	Work, Welfare and Equality Group (Department of Work and Pensions)	
<b>Norway</b>		
AB	Arbeid med bistand	
AMO	Arbeidsmarkedsopplæring	
KAJA	Kompetanse, arbeidstrening og jobbskaping for arbeidsledige	


## E.5 National data sources (expenditure)

The LMP data collection is based on administrative data collated from relevant sources in each country. This table shows the original source of data on expenditure for each intervention.

Country/Source	Interventions 
<b>Belgium</b>	
ACTIRIS- Office régional bruxellois de l'emploi	25,26,42,45,50,52,68,70,71,78,121,129,130,133
AWIPH - Agence wallonne pour l'intégration des Personnes Handicapées	105-116
DG: Deutschsprachigen Gemeinschaft	44,127,128,150-152
FED - Service public fédéral emploi, travail et concertation sociale	34,126
Forem - Service Public Wallon de l'emploi et de la Formation	13,30,58,60,63,72,75,77,101,104
ONEM: Office national d'emploi	3,21,37-39,43,89,90,96,97,99,100,123-125,144,145
ONSS - Office National de Sécurité Sociale (fed)	19,61,88,95
RBC - Office régional bruxellois de l'emploi (ORBEM)	28,64
RW - Ministère de la Région wallonne	10,41,135,148
SBFPH - Service bruxellois francophone pour les handicapés	136,137,140
SPP - Intégration Sociale (fed)	91-94
VG - Ministerie van de Vlaamse Gemeenschap	27,40,54,65,66,73,84,86,118-120,134,147
VG, RW, RBC, DG	1,14
No answer	83
<b>Bulgaria</b>	
Employment Agency	1-3,5,8,12,14,15,18-24,26-29,31-33,36,42-44,46,48-50,53-60,62-66
National Social Security Institute	37,38,61
No answer	4
<b>Czech Republic</b>	
Ministry of Labour and Social Affairs (Financing employment services unit)	1-8,10,12-14,16-19
No answer	20
<b>Denmark</b>	
Employees Guarantee Fund annual report	25
The local government: municipalities' accounts	2,6-9,17,20-22,28,29,33
The State/Central government accounts	1,5,24,26,30-32,38,39
<b>Germany</b>	
Bundesagentur für Arbeit	64,67
Bundesagentur für Arbeit, BMAS	77
Bundesagentur für Arbeit, Municipalities	6,7,12,16,18,21,23,35,43,44,46-48,53,63,66,71,73-75,83,87,88,93-95,97-100,106,107,109,112,114
Bundesagentur für Arbeit: Haushalt	1,2,4,11,14,24,27,34,49,52,70,79-82,86,89-92,96,101-105,108,110,111,115
Specialised integration services	65
No answer	22,72,76,78,113,116
<b>Estonia</b>	
Budget of Estonian Labour Market Board	1
Unemployment insurance fund	2-7,9,10,15-21
<b>Ireland</b>	
Department Enterprise and Employment	49,50
Department of Education and Science	34,35,62
Department of Social and Family affairs (DSFA)	1-4,7,9,10,12,64
FÁS	15,22,23,36-41,43,45,51,52,55,57-60,65-69

Country/Source	Interventions 
<b>Greece</b>	
Division of Informatics - PAEP S.A.	123,126,141,144
Ministry of Agriculture	140
Ministry of Employment and Social Protection	97,104
OAED / Department of Employment	22,27,31,32,71,73,134,135,137,139,142,143,145,146
Vocational Training S.A.	138
<b>Spain</b>	
Comunidades Autónomas, Departamentos de Empleo Autonómicos	34-36,40-44,46-49,53,62,63,66-69
MTAS, Dirección General de Trabajo	2
MTAS, Instituto Nacional de Empleo	3-11,14,16-18,20,21,25-28,30,32,56-61
No answer	19,22-24,33,45,52,65
<b>France</b>	
AGEFIPH	49,74
APEC	43
Conseils régionaux	85
Fonds de solidarité	3,72,98
Ministère de l'emploi	10,11,18,20,26,32-34,44-46,57,59,61,62,67,79,81,82,87,88,92,100,101,104,106,108,109
Ministère de l'emploi + UNEDIC	4,6,38,76,84
Ministère de l'emploi et de la solidarité	36,80,89,91
Ministères de l'emploi + des DOM + ACOSS	83
Ministères de l'emploi + des finances + Conseils régionaux	22
Ministères de l'emploi et de la solidarité + des finances + ACOSS	37
Pôle Emploi	64-66,70,71,94-96,102,105,107
UNEDIC	1,8,63,86,99,103
Pas de réponse	53-56,78,97
<b>Italy</b>	
INPS	3a,3,8,10,11,16,24,25,32,35,36,49,51,53,55,59,60,67,71-78,80,81,91,93,94,96,98,118-120,125-127
Invitalia	19
ISFOL processing of Ministry of Economy (RGS) data	100-117,122
Ministero del Lavoro e delle Politiche Sociali	90,121,124
No answer	97
<b>Cyprus</b>	
Cyprus Productivity Centre - Ministry of Labour and Social Insurance	24
Department for Social Inclusion of Persons with Disabilities-Min. of Labour & Soc.Insurance	13-15,17,18
Department of Labour - Ministry of Labour and Social Insurance	9
Human Resource Development Authority - Training Directorate	4,6,27-29
Social Insurance Services - Ministry of Labour and Social Insurance	20,21
Social Welfare Services - Ministry of Labour and Social Insurance	10-12
<b>Latvia</b>	
State agency "Insolvency Administration"	16
State Employment Agency	1-4,13,17,24,37,39-46
State Social Insurance Agency	15
<b>Lithuania</b>	
No answer	1-3,5,7-9,12,17-22,24,28,30-34
<b>Luxembourg</b>	
ADEM	1-4,6,8,19,20,27
ADEM/STH	21-23
MTE	5,7,10,11,14,26,28,29,31-33,39,40
Service national d'action sociale	34
No answer	9,13,35


Country/Source	Interventions 
<b>Hungary</b> Labour Market Fund National Employment Office No answer	1,3-6,8,10-12,14,16,17,22,23,29,31-35,37-39 36 13,40
<b>Malta</b> ETC Ministry for the Family & Social Solidarity, Department of Social Security No answer	1,2,8,17,19,23,24,27,34-36,39,41-43 28 3,9,10,29,33,38
<b>Netherlands</b> Ministry of Finance Ministry of Social Affairs and Employment Statistics Netherlands No answer	1 6,31-35,39,46-48,52,54,59,60,64 61 65
<b>Austria</b> AMS DWH BMAK  BUAK No answer	5-7,11-17,20 1-4,8,18,19,25-28,30,32-35,37,44,49,54-57,59,62-64 21 60,61,65
<b>Poland</b> MPiPS PFRON ZUS No answer	15,18-28,30,32-35,40,44,50,51,53 1-6,8,10-14,42,45,47-49 36,37 16,17,29,41,43,52,54
<b>Portugal</b> IEFP IEFP & DRFP & OEFP IEFP & IGFSE & OSEC IEFP & IRE IEFP & OEFP & OSEC IEFP & OSEC IGFSS II II & IEFP IRE OEFP OSEC	4,14,33,34,116,134-136,141 95 67,115 3,22-25 7 63,68,69,96 1,41,61,75,76,104 29,31,37,44 142 81,127,128,132,143-147 86,98,99,114,122 84
<b>Romania</b> Labour cost survey National Agency for Employment	46 2,3,5-14,16,18-23,25,26,29-31,33,35,36,39-45
<b>Slovenia</b> PES (ZRSZ)  No answer	3,9-14,16,26,28,30,44,46,48,51,57,59,60,64-66,68-72,77-84 67
<b>Slovakia</b> Center of Labour, Social Affairs and Family Social Insurance Agency	1,3-8,10-13,20-33 14-16

Country/Source	Interventions 
<b>Finland</b>	
Financial Supervisory Authority	1,30,31
Financial Supervisory Authority and SII and Ministry of Employment and the Economy	6
Financial Supervisory Authority and Social Insurance Institution	16,17
Finnish Centre for Pensions	26
Finnish Centre for Pensions and Social Insurance Institution	3
Insurance Rehabilitation Association	27
Ministry of Employment and the Economy	7-13,20-22,28,46-51,55,56
Ministry of Social Affairs and Health	34
Social Insurance Institution	2,4,15,25,32,33
Social Insurance Institution and Ministry of Employment and the Economy	5,36
<b>Sweden</b>	
The Samhall Group	21
The Swedish National Financial Management Authority (ESV)	30
The Swedish Public Employment Service PES	9,12-16,19,20,35,40,43,44,47,49,50,56,60,61,65,67,69,70,73-75
<b>United Kingdom</b>	
DELNI annual accounts	53
Department for Education and Skills	40
Department for work and pensions (DWP)	1-3,11,12,24,29,31,35,37,44,48,49,54
Jobcentre Plus administrative data	9,47,50
Remploy	33
No answer	10,41,51
<b>Norway</b>	
National accounts	1,4,6,7,14,15,19,21-25,27,30
No answer	26,38,39,41





## E.6 National data sources (participants)

The LMP data collection is based on administrative data collated from relevant sources in each country. This table shows the original source of data on participants for each intervention.

Country/Source	Interventions 
<b>Belgium</b>	
ACTIRIS- Office régional bruxellois de l'emploi	25,26,28,42,45,50,52,64,68,70,71,78,121,129,133
AWIPH - Agence wallonne pour l'intégration des Personnes Handicapées	105-109,111-116
Bruxelles Formation	130
DG: Deutschsprachigen Gemeinschaft	127,128,150-152
FED - Service public fédéral emploi, travail et concertation sociale	19,34,126
Forem - Service Public Wallon de l'emploi et de la Formation	13,30,41,58,60,63,72,75,101
ONEM: Office national d'emploi	3,21,37-39,43,89,96,97,99,100,123,144,145
ONSS - Office National de Sécurité Sociale (fed)	61,88,90,91
RW - Ministère de la Région wallonne	10,77,104,110,135,148
SBFPH - Service bruxellois francophone pour les handicapés	136,137,140
SPP - Intégration Sociale (fed)	92-95
VDAB - Vlaamse Dienst voor Arbeidsbemiddeling en Beroepsopleiding	65
VG - Ministerie van de Vlaamse Gemeenschap	27,40,54,66,73,84,86,118-120,134,147
VG, RW, RBC, DG	1,14
No answer	44,83,124,125
<b>Bulgaria</b>	
Employment Agency	2,5,8,12,14,15,18-24,26-29,31-33,36,42-44,46,48-50,53-60,62-64,66
National Social Security Institute	37,38,61,65
No answer	1,3,4
<b>Czech Republic</b>	
Ministry of Labour and Social Affairs (Financing employment services unit)	10
Ministry of Labour and Social Affairs (Labour market unit)	1-8,12,13,16-20
No answer	14
<b>Denmark</b>	
Employees Guarantee Fund annual report	25
Ministry of employment	5,32,38,39
Register on labour market measures.	6-9,17,20-22,24,26,29,31,33
Register on unemployment	1,2
No answer	28,30
<b>Germany</b>	
Bundesagentur für Arbeit	48,116
Bundesagentur für Arbeit: DWH	1,2,6,7,11,12,14,16,18,23,24,27,34,35,43,47,49,52,53,66,71,72,77-79,81-83,86-103,107,109-112,114,115
Bundesagentur für Arbeit: DWH MSI	21,22,44,46,73-76
Bundesagentur für Arbeit: Finance and Controlling	70
Bundesagentur für Arbeit: Statistics	80,106,108
Specialised integration services	65
No answer	4,63,64,67,104,105,113
<b>Estonia</b>	
Unemployment insurance fund	1-7,9,10,15-21
<b>Ireland</b>	
Department Enterprise and Employment	49,50
Department of Education and Science	34,35,62
Department of Social and Family affairs (DSFA)	1-4,7,9,10,12,64
FÁS	15,22,23,36-41,43,45,51,52,55,57-60,65-69

Country/Source	Interventions 
<b>Greece</b>	
Division of Informatics - PAEP S.A.	123,126,141,144,146
Ministry of Agriculture	140
Ministry of Employment and Social Protection	97,104
OAED / Department of Employment	22,27,31,32,71,73,134,135,137,139,142,143,145
Vocational Training S.A.	138
<b>Spain</b>	
Comunidades Autónomas, Departamentos de Empleo Autonómicos	34-36,40-44,46-49,53,62,63,66-69
MTAS, Dirección General de Trabajo	2
MTAS, Instituto Nacional de Empleo	3-11,14,16-18,20,21,25-28,30,32,59-61
No answer	19,22-24,33,45,52,56-58,65
<b>France</b>	
AFPA	10,57
AGEFIPH	49
APEC	43
Conseils régionaux	85
Ministère de l'emploi (DARES)	4,20,22,26,32,33,36-38,44-46,59,61,67,76,79-83,88,100,101
Ministère de l'emploi (DGEFP)	11,92,104
Ministère de l'emploi + UNEDIC	62
Ministère de l'emploi et de la solidarité	91
Pôle Emploi	53-56,66,70,71,94-96,98,102,105,108,109
UNEDIC	1,3,6,8,34,63,65,72,84,86,89,99,106,107
Pas de réponse	18,64,74,78,87,97,103
<b>Italy</b>	
INPS	3,3a,8,10,11,16,25,32,35,36,49,51,53,55,59,60,67,71-78,80,81,90,91,93,94,96,98,118-120,125-127
Invitalia	19
ISFOL processing of Ministry of Economy (RGS) data	100,102-107,110,112,113,116,117,122
No answer	24,97,101,108,109,111,114,115,121,124
<b>Cyprus</b>	
Department for Social Inclusion of Persons with Disabilities-Min. of Labour & Soc.Insurance	13,14,17,18
Department of Labour - Ministry of Labour and Social Insurance	15
Human Resource Development Authority - Training Directorate	4,6,27-29
PES	9
Social Insurance Services - Ministry of Labour and Social Insurance	20,21
Social Welfare Services - Ministry of Labour and Social Insurance	10-12
No answer	24
<b>Latvia</b>	
State agency "Insolvency Administration"	16
State Employment Agency	1-4,13,17,24,37,39-46
State Social Insurance Agency	15
<b>Lithuania</b>	
Garantee Fund administration unit	22
Lithuanian Labour Exchange	1-3,5,8,9,21,28,30-34
No answer	7,12,17-20,24
<b>Luxembourg</b>	
ADEM	1-8,10,13,14,26-29,32-35,39,40
ADEM/STH	20-23
MTE	11,19
No answer	9,31
<b>Hungary</b>	
National Employment Office	1,3-6,8,10-12,14,16,17,22,23,29,31-40
No answer	13

Country/Source	Interventions 
<b>Malta</b>	
ETC	1,3,8,9,17,23,27,36,38,39,41-43
Ministry for the Family & Social Solidarity, Department of Social Security	28
No answer	2,10,19,24,29,33-35
<b>Netherlands</b>	
Ministry of Finance	1
Ministry of Social Affairs and Employment	32,54,60,61
Statistics Netherlands	6,31,33-35,52,59,64
UWV WERKbedrijf (former CWI)	39
No answer	46-48,65
<b>Austria</b>	
AMS DWH	1,2,4-8,11-18,20,25-28,49,54,63,64
BMASK	3,30,33-35,37,44,60
BMW A	32,61,65
BMW FJ	19
BUAK	21
No answer	55-57,59,62
<b>Poland</b>	
MPiPS	15,18-24,27,28,30,34,35,40,44,50,51,53
PFRON	1-6,8,10-14,42,45,47-49
ZUS	36,37
No answer	16,17,25,26,29,32,33,41,43,52,54
<b>Portugal</b>	
IEFP	4,14,33,34,95,116,134-136,141
IEFP & IGFSE & OSEC	67,115
IEFP & IRE	3,22-25
IEFP & OEFP & OSEC	7
IEFP & OSEC	63,68,69,96
II	1,29,31,37,41,44,61,75,76,104
II & IEFP	142
IRE	81,127,128,132,143-147
OEFP	86,98,99,114,122
OSEC	84
<b>Romania</b>	
Labour cost survey	46
National Agency for Employment	2,3,5-14,16,18-23,25,26,29-31,33,35,36,39-44
National House of Pensions and Other Social Insurance Rights	45
<b>Slovenia</b>	
PES (ZRSZ)	3,9-14,16,26,28,30,44,46,48,51,57,59,60,64-72,77-84
<b>Slovakia</b>	
Center of Labour, Social Affairs and Family	3-8,10-13,20-33
Social Insurance Agency	14-16
No answer	1
<b>Finland</b>	
Financial Supervisory Authority	1,30,31
Finnish Centre for Pensions	26
Insurance Rehabilitation Association	27
Ministry of Employment and the Economy	3,5-13,15-17,20-22,28,36,46-51,55,56
Ministry of Social Affairs and Health	34
Social Insurance Institution	2,4,25,32,33

Country/Source	Interventions 
<b>Sweden</b>	
County Administrative Boards	30
The Samhall Group	21
The Swedish Public Employment Service PES	9,12-16,19,20,35,40,43,44,47,49,50,60,61,65,67, 69,70,73-75
No answer	56
<b>United Kingdom</b>	
Department for work and pensions (DWP)	1-3,10-12,24,29,35,37,54
Remploy	33
Skills Development Scotland	50
No answer	9,31,40,41,44,47-49,51,53
<b>Norway</b>	
National accounts	1,4,6,7,14,15,19,21-24,27,30
No answer	25,26,38,39,41

European Commission

**Labour market policy – expenditure and participants – Data 2009 – 2011 edition**

Luxembourg: Publications Office of the European Union

2011 — 220 pp. — 21 x 29,7 cm

Theme: Population and social conditions

Collection: Statistical books

ISBN 978-92-79-21031-0

ISSN 1725-602X

doi:10.2785/16793

Cat. No KS-DO-11-001-EN-N



## HOW TO OBTAIN EU PUBLICATIONS

### Free publications:

- via EU Bookshop (<http://bookshop.europa.eu>);
- at the European Union's representations or delegations. You can obtain their contact details on the Internet (<http://ec.europa.eu>) or by sending a fax to +352 2929-42758.

### Priced publications:

- via EU Bookshop (<http://bookshop.europa.eu>).

### Priced subscriptions (e.g. annual series of the *Official Journal of the European Union* and reports of cases before the Court of Justice of the European Union):

- via one of the sales agents of the Publications Office of the European Union ([http://publications.europa.eu/others/agents/index\\_en.htm](http://publications.europa.eu/others/agents/index_en.htm)).



## Labour market policy – expenditure and participants

### Data 2009

Labour market policy (LMP) statistics provide information on labour market interventions implemented by the EU Member States and Norway. This publication presents data on public expenditure and participants (or beneficiaries) of LMP interventions in 2009. In addition, tables with time series for the year 1998-2009 are included, showing LMP expenditure at constant price levels as well as participant data by age and sex.

<http://ec.europa.eu/eurostat>



Publications Office

ISBN 978-92-79-21031-0



9 789279 210310