

European Social Statistics

Labour Market Policy
Expenditure and participants

Data 1999



EUROPEAN
COMMISSION



THEME 3
Population
and social
conditions

3

A great deal of additional information on the European Union is available on the Internet.
It can be accessed through the Europa server (<http://europa.eu.int>).

Cataloguing data can be found at the end of this publication.

Luxembourg: Office for Official Publications of the European Communities, 2002

ISBN 92-894-3599-2

© European Communities, 2002

Printed in Luxembourg

PRINTED ON WHITE CHLORINE-FREE PAPER

CONTENTS

A INTRODUCTION	5
A.1 Contents of tables	6
A.2 Important remarks	7
A.3 Key to symbols and abbreviations	10
B EXPENDITURE	11
B.1 Expenditure by type of action	12
B.1.1 <i>Total expenditure by category</i>	12
B.1.2 <i>Share of total expenditure by category</i>	13
B.1.3 <i>Expenditure by category in relation to GDP</i>	14
B.2 Expenditure by type	16
B.2.1 <i>Total expenditure by type</i>	16
B.2.2 <i>Share of total expenditure by type</i>	17
B.3 Expenditure by type of action (Detailed country tables)	20
B.3.1 <i>Belgique/België</i>	20
B.3.2 <i>Danmark</i>	22
B.3.3 <i>Deutschland</i>	23
B.3.4 <i>Ellada</i>	25
B.3.5 <i>España</i>	27
B.3.6 <i>France</i>	29
B.3.7 <i>Ireland</i>	31
B.3.8 <i>Italia</i>	33
B.3.9 <i>Luxembourg</i>	35
B.3.10 <i>Nederland</i>	37
B.3.11 <i>Österreich</i>	39
B.3.12 <i>Portugal</i>	41
B.3.13 <i>Suomi/Finland</i>	44
B.3.14 <i>Sverige</i>	46
B.3.15 <i>United Kingdom</i>	48
B.3.16 <i>Norway</i>	50
C PARTICIPANTS	53
C.1 Stocks by type of action	54
C.1.1 <i>Stocks by category</i>	54
C.1.2 <i>Share of stocks by category</i>	55
C.2 Entrants by type of action	56
C.2.1 <i>Entrants by category</i>	56
C.2.2 <i>Share of entrants by category</i>	57
C.3 Stock, entrants and exits by sex and age and by type of action (Detailed country tables)	58
C.3.1 <i>Belgique/België</i>	58
C.3.2 <i>Danmark</i>	61
C.3.3 <i>Deutschland</i>	63
C.3.4 <i>Ellada</i>	65
C.3.5 <i>España</i>	68
C.3.6 <i>France</i>	70
C.3.7 <i>Ireland</i>	73
C.3.8 <i>Italia</i>	75
C.3.9 <i>Luxembourg</i>	78
C.3.10 <i>Nederland</i>	80
C.3.11 <i>Österreich</i>	82
C.3.12 <i>Portugal</i>	85

C.3.13	<i>Suomi/Finland</i>	89
C.3.14	<i>Sverige</i>	92
C.3.15	<i>United Kingdom</i>	94
C.3.16	<i>Norway</i>	97
D	INVENTORY OF LMP MEASURES	99
D.1	Belgique/België	100
D.2	Danmark	102
D.3	Deutschland	103
D.4	Ellada	105
D.5	España	107
D.6	France	109
D.7	Ireland	111
D.8	Italia	112
D.9	Luxembourg	114
D.10	Nederland	115
D.11	Österreich	116
D.12	Portugal	118
D.13	Suomi/Finland	121
D.14	Sverige	122
D.15	United Kingdom	123
D.16	Norway	124
E	EXTERNAL DATA	125
E.1	GDP & currency exchange rates	126
E.1.1	<i>GDP</i>	126
E.1.2	<i>Exchange rates</i>	126
E.2	Numbers of unemployed persons	126
E.2.1	<i>Registered unemployed</i>	126
E.2.2	<i>LFS unemployed</i>	126
F	REFERENCE INFORMATION	127
F.1	Methodological information	128
F.2	LMP questionnaire	131
F.3	Classification by type of action	132
F.4	Classification by type of expenditure	133
F.5	Abbreviations by country	134

A INTRODUCTION

This is the second publication of data collected by Eurostat as part of the Labour Market Policy database project undertaken in collaboration with DG-Employment, all EU Member States and Norway. The full methodology used as a reference for this data collection is published as a Eurostat Working Paper. Important extracts and comments on the methodology are included in section F together with details of classification schemes and the full LMP questionnaire. This section should be consulted in order to ensure correct interpretation of the tables of data. It should be noted that this methodology is still under development and therefore subject to change.

A.1 Contents of tables

The contents of tables in each section of the publication are described below. In order to ensure correct interpretation of the data in each case, readers are advised to read the methodological information included in section F.1.

In tables showing aggregates, data are split into two groups for categories 2-7 and for categories 8-9. Categories 2-7 include all measures referred to in the Employment Guidelines as "training or similar measures" to improve the employability of unemployed persons.

In these comparative tables, missing values may appear for two main reasons. Either data is not available for one or measures in the category, or the category includes components of a mixed measure where it has not been possible to make any breakdown of expenditure and/or participants. A full breakdown of each category is presented in the detailed country tables (sections B.3 and C.3) so that the elements of each total can be seen and the reason for missing values understood.

Part B - Expenditure

This part of the publication contains tables of public expenditure on LMP measures during 1999. See paragraph 5 of section F.1 for details of the variables covered.

Sections B.1 and B.2 contain tables which refer to aggregate figures - i.e. the sum of expenditure on all measures classified to any given category. The composition of each aggregated figure can be seen by referring to the detailed country tables in section B.3. Table B.1.3 compares expenditure on LMP measures by category to GDP, which is shown in table E.1.1.

Section B.3 contains detailed tables for each country with details of expenditure by type for each individual measure. The tables show where data is unavailable and where aggregates used in sections B.1 and B.2 cannot therefore be made. In some cases where missing values are known to be a small part of total expenditure then aggregates have been made assuming the value is zero. All such cases are indicated using the symbol n.s. (not significant). In cases where the magnitude of missing values is significant or not known then aggregates are not completed.

Part C - Participants

This part of the publication contains tables of participants in LMP measures during 1999. See paragraph 6 of section F.1 for details of the variables covered.

Sections C.1 and C.2 include tables which refer to aggregate figures - i.e. the sum of participants in all measures classified to any given category. The composition of each aggregated figure can be seen by referring to the detailed country tables in section C.3.

Section C.3 includes tables giving details of stock, entrants and exits, broken down by sex and by age, for each individual measure. The tables show where data is unavailable and where aggregates used in tables C.1 and C.2 cannot therefore be made. In some cases where missing values are known to be a small part of total participants then aggregates have been made assuming the value is zero. All such cases are indicated using the symbol n.s. (not significant). In cases where the magnitude of missing values is significant or not known then aggregates are not completed.

Note also that in some cases either stock, entrants or exits are not meaningful observations (e.g. stock is usually not relevant for bankruptcy compensation paid as a lump-sum). Such observations are indicated by the symbol n.r.

Part D - Inventory of LMP measures

This part of the publication contains tables listing the LMP measures reported by each country for 1999 with measure names in English and the national language (where appropriate).

Part E - External data

This part contains tables of data used or otherwise relevant to this publication and which are not collected as part of the LMP data collection. In particular, all data on expenditure are reported by the participating countries in national currency units and converted to Euros according to the exchange rates given in table E.1.2.

Part F - Reference information

This part includes important methodological information together with tables outlining the questionnaire and the classification systems used in the LMP data collection. Full details can be found in the LMP methodology.

Section F.5 details abbreviations used by each country in measure names or elsewhere in the LMP database.

A.2 Important remarks

1. EU totals

EU totals are completed only when data are available for all 15 EU countries or when Luxembourg is the only country with incomplete data. Improving the completion of EU totals is a priority for the ongoing work.

2. Coverage

Data in this publication refer on the whole to measures implemented through the authority of central government only. The activities of autonomous regions, which are not included here, are known to be significant in countries such as Spain and Germany. It is planned that such activities will be studied in future.

3. Treatment of mixed measures

Where a measure is mixed (involves more than one type of action) the detailed tables in sections B.3 and C.3 include an entry for the measure in each of the appropriate categories. For each entry the measure name is prefixed by "[Component]" to indicate that it is a part of a mixed measure and that other components may be found elsewhere in the table. As far as possible, expenditure and participants have been attributed to the different components of the measure according to actual observations. Where the breakdown is not known then total values for the measure are usually allocated to the most important component. Footnotes explain the treatment of such cases.

4. Categories 0 and 1

Category 0 (General PES) does not relate to LMP "measures" in the sense defined here, but to general services for jobseekers provided by the public employment services. Information provided for this category is to be treated as general background information and considered separately from that relating to actual measures which fall into categories 1-9.

Category 1 is defined in paragraph 4.1 of section F.1. In most cases the measures included under this category are implemented by staff of the public employment services and there are not specific procedures for monitoring the allocation of staff time between different activities. Moreover, although the activities considered to be category 1 actions should be specifically targeted (in order to be considered in this category), in reality there may be an overlap with counselling offered to all jobseekers as a general service and it is not straightforward to make clear distinctions.

Further research is therefore needed before the data can be considered comparable with other categories or between countries. Moreover, because of the known difficulties, some countries have not reported fully on one or both of these categories and empty sections in the detailed tables should not be taken as meaning that such actions do not exist.

Category 1 has therefore not been included in any aggregates of LMP activities. Category 0, as stated above, does not refer to LMP measures and should not be aggregated with other categories.

5. Category 2.4 - Special support for apprenticeship

Apprenticeship is normally considered to be part of the "general education and vocational training offer" addressed to all young people and not only to unemployed or groups at risk, and it is therefore outside the scope of the database. Only schemes that support or elaborate upon the basic apprenticeship system specifically for the benefit of disadvantaged groups can be included and the description of any such measure must provide an adequate justification for consideration as LMP.

The information currently available in the database could give a biased picture of the efforts (in terms of public expenditure) dedicated to improving apprenticeship systems across the European Union. The main reason being that some Member States consider such investments as pertaining to the improvement of the regular offer of vocational training open to all youth, and therefore not included in the LMP-database, whereas other Member States consider this effort to be specifically labour market oriented. Further, among those Member States who consider this effort as labour market oriented, some have restricted the numbers of participants reported to those who were previously "registered unemployed" or young people with special difficulties, whereas in other cases all apprentices have been counted.

Considering the important amount of expenditure and participants involved, this publication presents data on support to apprenticeship separately from all other training measures in category 2 and excluded from the total. Furthermore, Eurostat considers that this issue justifies a more complete study in order to provide a full picture of expenditure invested in apprenticeship systems in all Member States (including public and private financial efforts), as well as on the numbers of participants involved.

6. Coherence with other data sources

As noted in section A.1 above, the LMP data collection has been established in consultation with those responsible for the ESSPROS database and for the OECD database on labour market policies. There are known differences in the methodologies of the different collections. Nevertheless, coherence of data is expected in some places and analysis of any observed differences is part of the ongoing validation process for each data collection.

7. Use of Euros as the currency unit

In this publication all tables showing expenditure in absolute terms are presented in millions of Euros. Data are reported by each country in national currency and converted to Euros using the figures shown in table E.1.2 in order to facilitate comparison between countries.

8. ESF funding

LMP measures may be subject to co-financing from the European Social Fund (ESF). In section B.3 footnotes indicate where the expenditure for a given measure includes ESF funding. However, at this stage it is not practical to indicate the share of expenditure contributed by the ESF on a consistent basis. The nature of the ESF funding means that, for each country, contributions may cover several measures as reported to the LMP database and it is not straightforward to detail the amounts allocated to each individual measure. Moreover, ESF contributions may be spread over a number of years so that it is not easy to provide information on an annual basis. Further research is being carried out in this area.

9. Double-counting of participant stocks

In the process of aggregating stock figures, within or across categories, there is a chance of double counting in some circumstances.

The following aggregations should not be made for methodological reasons:

- Participants in category 8 should never be added to those in categories 2-7 since some of the participants in the "active" measures may be allowed to keep their unemployment benefits reported in category 8.
- Participants in category 0 should never be added with any other category (see note 4 above).

Double counting may occur legitimately when a person participates in more than one measure at the same time or is counted in two components of a mixed measure - for example when training allowances are paid independently from the provision of training services.

All known cases of double counting are taken into account by a negative adjustment figure when figures are aggregated to produce category totals in the detailed tables by measure (section C.3). All figures included in the summary tables (sections C.1 and C.2), are already adjusted to eliminate double counting.

10. Country specific remarks

Germany

Data for Germany refer only to measures implemented through the authority of the federal government and do not include the activities of the Länder.

Spain

Data for Spain refer only to measures implemented through the authority of central government and do not include the activities of the autonomous regions or those developed by local governments from their own budget.

United Kingdom

Data for the United Kingdom do not include Northern Ireland unless otherwise specified and refer to the financial year April 1999 to March 2000.

A.3 Key to symbols and abbreviations

:	Not available
-	Zero
*	Estimated value
0 or 0.00	Number too small to show
n.r.	Not relevant (without meaning)
n.s.	Not significant (missing value considered to be less than 1% of category total)

B	Belgique/België
DK	Danmark
D	Deutschland
EL	Ellada
E	España
F	France
IRL	Ireland
I	Italia
L	Luxembourg
NL	Nederland
A	Österreich
P	Portugal
FIN	Suomi/Finland
S	Sverige
UK	United Kingdom

NO Norway


GDP Gross domestic product at market prices
LFS Labour force survey

B EXPENDITURE

B.1 Expenditure by type of action, 1999

B.1.1 Total expenditure by category

i. Categories 2-7^{1,2}

		<i>Euro (millions)</i>																
		B	DK	D ³	EL	E	F	IRL	I	L	NL	A	P	FIN	S	UK ⁴	EU-15	NO
2	Training (excl. sub-category 2.4)	365.9	1,236.9	8,139.8	106.5	1,016.3	3,986.7	173.1	1,630.8	:	238.3	418.2	139.4	540.0	2,159.6	627.9	20,779.4	100.5
3	Job rotation and job sharing	236.5	1.4	-	-	20.9	-	-	17.0	-	0.2	0.3	-	75.9	145.8	-	498.0	2.0
4	Employment incentives	367.9	811.2	1,573.1	91.7	1,555.7	2,774.8	45.5	1,974.3	8.3	259.9	115.1	46.6	126.6	677.1	75.3	10,503.0	40.9
5	Integration of the disabled	275.5	664.4	2,414.0	81.2	347.6	1,177.1	25.2	33.5	2.8	1,742.5	98.3	13.8	113.7	1,236.3	321.2	8,547.1	740.4
6	Direct job creation	1,165.9	201.3	6,929.0	-	521.2	5,056.3	407.8	796.5	:	1,176.7	86.8	56.0	219.1	174.2	185.5	16,976.4	0.0
7	Start-up incentives	4.4	29.6	759.8	24.2	206.4	15.2	41.9	147.2	0.1	-	5.3	11.8	17.3	154.7	6.1	1,423.9	4.3
Total categories 2-7		2,416.0	2,944.8	19,815.6	303.6	3,668.1	13,010.2	693.6	4,599.2	:	3,417.7	724.1	267.5	1,092.6	4,547.8	1,215.9	58,716.7	888.2
2.4	Special support for apprenticeship	-	-	1,157.4	13.1	-	1,408.2	18.6	1,418.0	5.8	143.4	97.4	94.1	41.5	-	1,455.8	5,853.5	0.9


1 Some of these values may be estimated (or include estimated values) or be subject to relevant comments. Data for IRL & P include one or more values from 1998. Refer to the detailed country tables in section B.3.

2 Data for sub-category 2.4 are considered to be non-comparable between countries and are therefore treated separately (see section A.2).

3 In Germany the Immediate Action Programme to counter youth unemployment includes actions from more than one category. Expenditure on each action has been allocated to the appropriate category but a similar breakdown of participants is not possible. Totals for expenditure are therefore not wholly consistent with those for participants.

4 The UK system includes several mixed measures with actions from more than one category and where expenditure by component is not available. Totals for categories 2-7 are therefore understated by up to 209,1 million euros.

ii. Categories 8-9^{1,2}

		<i>Euro (millions)</i>																
		B	DK	D	EL	E	F	IRL	I	L	NL	A	P	FIN	S	UK	EU-15	NO
8	Out-of-work income maintenance and support	4,348.3	2,808.6	42,368.2	763.0	8,209.0	17,632.2	909.5	5,879.9	41.4	8,006.7	2,510.1	731.6	2,283.6	3,743.2	7,589.5	107,824.9	684.5
9	Early retirement	1,235.4	1,380.1	109.7	-	143.9	3,082.3	76.4	1,392.6	52.9	-	116.5	188.2	562.6	213.1	-	8,553.6	-
Total categories 8-9		5,583.8	4,188.6	42,477.9	763.0	8,352.9	20,714.4	986.0	7,272.4	94.3	8,006.7	2,626.6	919.8	2,846.2	3,956.3	7,589.5	116,378.5	684.5


1 Some of these values may be estimated (or include estimated values) or be subject to relevant comments. Data for DK, IRL & P include one or more values from 1998. Refer to the detailed country tables in section B.3.

2 Data may include social contributions paid or credited on behalf of beneficiaries. These are shown as reductions in social contributions for individuals (item 18.2.4) in table B.2.1.ii.

B.1.2 Share of total expenditure by category

i. Categories 2-7¹


% total expenditure (categories 2-7)

 eurostat	B	DK	D	EL	E	F	IRL	I	L	NL	A	P	FIN	S	UK	EU-15	NO
2 Training (excl. sub-category 2.4)	15.1	42.0	41.1	35.1	27.7	30.6	25.0	35.5	:	7.0	57.8	52.1	49.4	47.5	51.6	35.4	11.3
3 Job rotation and job sharing	9.8	0.0	-	-	0.6	-	-	0.4	-	0.0	0.0	-	6.9	3.2	-	0.8	0.2
4 Employment incentives	15.2	27.5	7.9	30.2	42.4	21.3	6.6	42.9	:	7.6	15.9	17.4	11.6	14.9	6.2	17.9	4.6
5 Integration of the disabled	11.4	22.6	12.2	26.7	9.5	9.0	3.6	0.7	:	51.0	13.6	5.1	10.4	27.2	26.4	14.6	83.4
6 Direct job creation	48.3	6.8	35.0	-	14.2	38.9	58.8	17.3	:	34.4	12.0	20.9	20.1	3.8	15.3	28.9	0.0
7 Start-up incentives	0.2	1.0	3.8	8.0	5.6	0.1	6.0	3.2	:	-	0.7	4.4	1.6	3.4	0.5	2.4	0.5
Total categories 2-7	100.0	100.0	100.0	100.0	100.0	100.0	100.0	100.0	:	100.0	100.0	100.0	100.0	100.0	100.0	100.0	100.0

¹ Refer to footnotes to table B.1.1.i for comments on data by category and/or by country.

ii. Categories 8-9¹

% total expenditure (categories 8-9)


 eurostat	B	DK	D	EL	E	F	IRL	I	L	NL	A	P	FIN	S	UK	EU-15	NO
8 Out-of-work income maintenance and support	77.9	67.1	99.7	100.0	98.3	85.1	92.2	80.9	43.9	100.0	95.6	79.5	80.2	94.6	100.0	92.7	100.0
9 Early retirement	22.1	32.9	0.3	-	1.7	14.9	7.8	19.1	56.1	-	4.4	20.5	19.8	5.4	-	7.3	-
Total categories 8-9	100.0	100.0	100.0	100.0	100.0	100.0	100.0	100.0	100.0	100.0	100.0	100.0	100.0	100.0	100.0	100.0	100.0

¹ Refer to footnotes to table B.1.1.ii for comments on data by category and/or by country.

B.1.3 Expenditure by category in relation to GDP

i. Categories 2-7¹


LMP expenditure / GDP (%)

	B	DK	D	EL	E	F	IRL	I	L	NL	A	P	FIN	S	UK	EU-15	NO
2 Training (excl. sub-category 2.4)	0.155	0.758	0.412	0.090	0.180	0.295	0.194	0.147	:	0.064	0.213	0.129	0.448	0.949	0.046	0.345	0.070
3 Job rotation and job sharing	0.100	0.001	-	-	0.004	-	-	0.002	-	0.000	0.000	-	0.063	0.064	-	0.008	0.001
4 Employment incentives	0.156	0.497	0.080	0.078	0.275	0.206	0.051	0.178	0.045	0.070	0.059	0.043	0.105	0.297	0.006	0.174	0.028
5 Integration of the disabled	0.117	0.407	0.122	0.069	0.061	0.087	0.028	0.003	0.015	0.466	0.050	0.013	0.094	0.543	0.023	0.142	0.514
6 Direct job creation	0.495	0.123	0.351	-	0.092	0.374	0.458	0.072	:	0.315	0.044	0.052	0.182	0.077	0.014	0.282	0.000
7 Start-up incentives	0.002	0.018	0.038	0.021	0.036	0.001	0.047	0.013	0.001	-	0.003	0.011	0.014	0.068	0.000	0.024	0.003
Total categories 2-7	1.026	1.804	1.004	0.258	0.649	0.964	0.779	0.415	:	0.915	0.368	0.247	0.907	1.998	0.089	0.974	0.616
2.4 Special support for apprenticeship	-	-	0.059	0.011	-	0.104	0.021	0.128	0.032	0.038	0.050	0.087	0.034	-	0.106	0.097	0.001

¹ Data on GDP are given in table E.1.1. Refer to footnotes to table B.1.1.i for comments on data by category and/or by country.

ii. Categories 8-9¹

LMP expenditure / GDP (%)

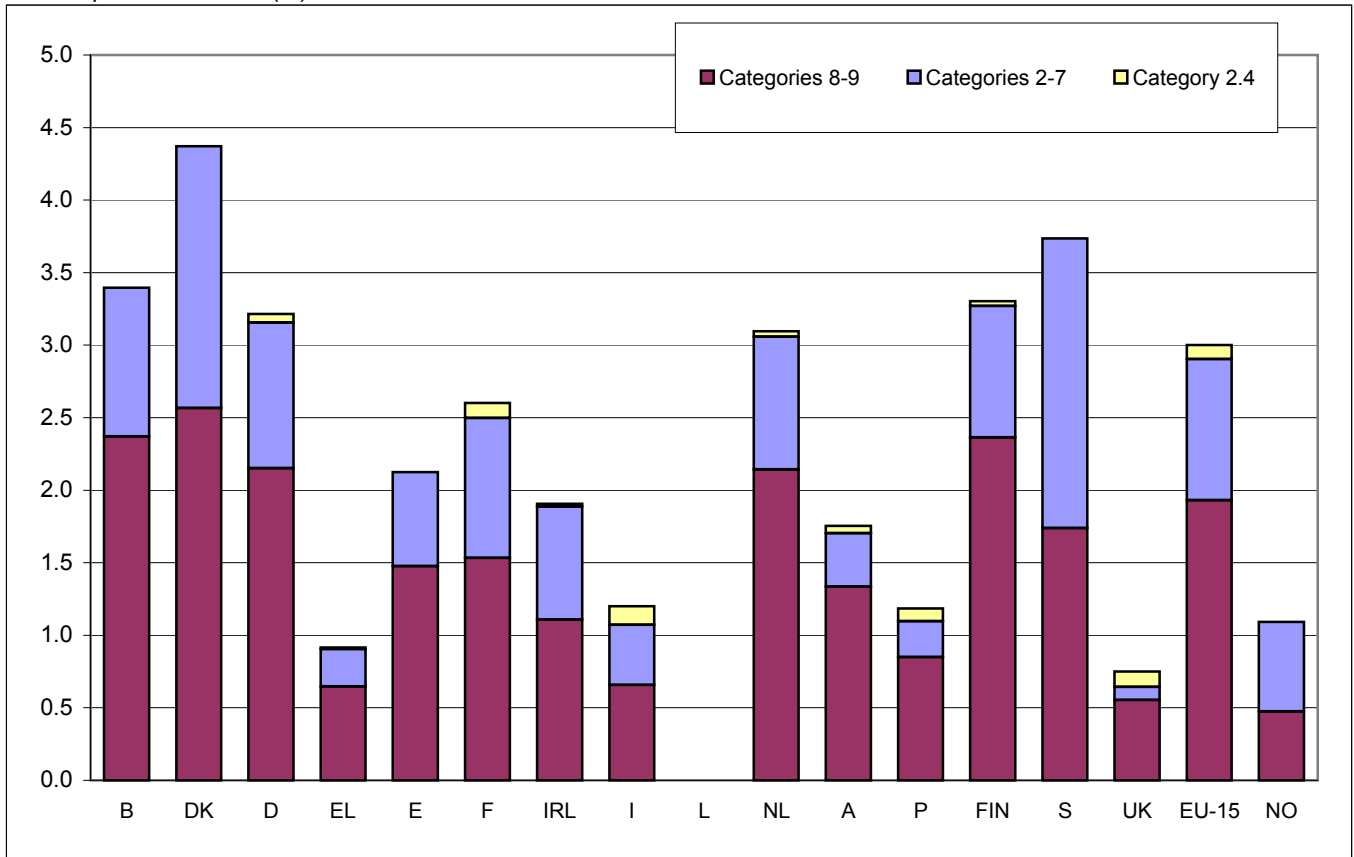
	B	DK	D	EL	E	F	IRL	I	L	NL	A	P	FIN	S	UK	EU-15	NO
8 Out-of-work income maintenance and support	1.846	1.721	2.146	0.648	1.452	1.306	1.022	0.531	0.224	2.143	1.276	0.676	1.895	1.645	0.555	1.788	0.475
9 Early retirement	0.525	0.846	0.006	-	0.025	0.228	0.086	0.126	0.287	-	0.059	0.174	0.467	0.094	-	0.142	-
Total categories 8-9	2.371	2.566	2.152	0.648	1.477	1.534	1.107	0.656	0.511	2.143	1.336	0.850	2.362	1.738	0.555	1.930	0.475

¹ Data on GDP are given in table E.1.1. Refer to footnotes to table B.1.1.ii for comments on data by category and/or by country.

B.1.3 Expenditure by category in relation to GDP (continued)

iii Total expenditure on LMP measures (categories 2-9) in relation to GDP

LMP expenditure / GDP (%)




B.2 Expenditure by type, 1999

B.2.1 Total expenditure by type

i. Categories 2-7^{1,2}

Euro (millions)

	B	DK	D	EL	E	F	IRL	I	L	NL	A	P	FIN	S	UK	EU-15	NO
18.1 Total	2,416.0	2,944.8	19,815.6	303.6	3,668.1	13,010.2	693.6	4,599.2	:	3,417.7	724.1	267.5	1,092.6	4,547.8	1,215.9	58,716.7	888.2
18.2 Transfers to individuals	921.2	1,968.2	5,996.6	74.5	170.6	2,443.1	665.1	980.2	:	1,742.7	229.0	37.0	461.5	2,220.3	124.7	18,034.5	586.4
18.2.1 Periodic cash payments	916.8	1,968.2	5,978.5	72.0	15.1	2,357.9	665.1	833.0	:	1,742.7	167.7	22.3	460.7	2,165.3	112.6	17,477.9	584.7
18.2.2 Lump-sum payments	4.4	-	14.9	2.4	147.0	70.1	-	74.3	:	-	-	14.6	-	18.8	12.1	358.7	1.7
18.2.3 Reimbursements	0.0	-	3.2	-	8.4	15.1	-	51.3	:	-	1.0	-	0.8	36.2	-	116.0	-
18.2.4 Reduced social contributions	-	-	-	-	-	-	-	21.6	:	-	60.3	-	-	-	-	81.9	-
18.2.5 Reduced taxes	-	-	-	-	-	-	-	-	:	-	-	-	-	-	-	-	-
18.3 Transfers to employers	1,097.4	700.1	1,696.6	74.0	2,484.1	8,749.1	1.8	3,055.2	:	1,637.3	262.6	52.3	371.6	1,394.6	364.4	21,941.0	221.5
18.3.1 Periodic cash payments	859.9	700.1	1,691.9	74.0	482.5	5,833.3	1.8	36.9	:	1,439.0	172.5	9.8	371.6	1,369.0	364.4	13,406.5	209.3
18.3.2 Lump-sum payments	-	-	3.5	-	119.8	209.1	-	254.6	:	-	29.6	41.4	-	-	-	658.0	12.2
18.3.3 Reimbursements	-	-	1.2	-	-	-	-	-	:	-	49.1	0.1	-	24.2	-	74.5	-
18.3.4 Reduced social contributions	237.5	-	-	-	1,843.9	2,661.0	-	2,724.7	:	99.2	11.5	1.0	-	-	-	7,578.8	-
18.3.5 Reduced taxes	-	-	-	-	37.9	45.7	-	39.0	:	99.2	-	0.0	-	1.5	-	223.3	-
18.4 Transfers to service providers	397.5	276.6	12,122.4	18.9	1,013.5	1,817.9	-	563.8	:	37.7	168.2	5.6	250.2	932.5	157.2	17,762.0	64.9
18.5 Not specified	-	-	-	136.3	-	-	26.7	-	:	-	64.4	172.6	9.3	0.3	569.6	979.2	15.4


¹ Total for categories 2-7 excludes sub-category 2.4 (Special support for apprenticeship). Refer to footnotes to table B.1.1.i for other comments on the composition of the total expenditure shown.

² Some of these values may be estimated (or include estimated values) or be subject to relevant comments. Refer to the detailed country tables in section B.3.

B.2.1 Total expenditure by type (continued)

ii. Categories 8-9^{1,2}

Euro (millions)

 eurostat	B	DK	D	EL	E	F	IRL	I	L	NL	A	P	FIN	S	UK	EU-15	NO
18.1 Total	5,583.8	4,188.6	42,477.9	763.0	8,352.9	20,714.4	986.0	7,272.4	94.3	8,006.7	2,626.6	919.8	2,846.2	3,956.3	7,589.5	116,378.5	684.5
18.2 Transfers to individuals	5,583.8	4,188.6	42,357.2	763.0	8,352.9	20,669.4	986.0	7,272.4	91.8	8,006.7	2,586.0	919.8	2,846.2	3,956.3	7,589.5	116,169.7	683.0
18.2.1 Periodic cash payments	5,469.6	4,160.3	41,290.5	695.5	7,860.8	20,669.4	986.0	4,762.9	87.2	8,006.7	1,676.6	909.0	2,820.4	3,956.3	7,589.5	110,940.8	683.0
18.2.2 Lump-sum payments	114.2	28.3	1,066.7	67.6	300.1	-	-	-	4.6	-	-	10.8	25.8	-	-	1,617.9	-
18.2.3 Reimbursements	-	-	-	-	-	-	-	-	-	-	202.3	-	-	-	-	202.3	-
18.2.4 Reduced social contributions	-	-	-	-	192.0	-	-	2,509.6	-	-	707.1	-	-	-	-	3,408.6	-
18.2.5 Reduced taxes	-	-	-	-	-	-	-	-	-	-	-	-	-	-	-	-	-
18.3 Transfers to employers	-	-	120.7	-	-	45.0	-	-	2.5	-	40.5	-	-	-	-	208.7	1.5
18.3.1 Periodic cash payments	-	-	106.1	-	-	45.0	-	-	-	-	-	-	-	-	-	151.1	1.5
18.3.2 Lump-sum payments	-	-	-	-	-	-	-	-	-	-	-	-	-	-	-	-	-
18.3.3 Reimbursements	-	-	14.6	-	-	-	-	-	2.5	-	40.5	-	-	-	-	57.6	-
18.3.4 Reduced social contributions	-	-	-	-	-	-	-	-	-	-	-	-	-	-	-	-	-
18.3.5 Reduced taxes	-	-	-	-	-	-	-	-	-	-	-	-	-	-	-	-	-
18.4 Transfers to service providers	-	-	-	-	-	-	-	-	-	-	0.1	-	-	-	-	0.1	-
18.5 Not specified	-	-	-	-	-	-	-	-	-	-	-	-	-	-	-	-	-


1 Refer to footnotes to table B.1.1.ii for comments on the composition of the total expenditure shown.

2 Some of these values may be estimated (or include estimated values) or be subject to relevant comments. Refer to the detailed country tables in section B.3.

B.2.2 Share of total expenditure by type

i. Categories 2-7¹

% total expenditure (categories 2-7)


	B	DK	D	EL	E	F	IRL	I	L	NL	A	P	FIN	S	UK	EU-15	NO
18.1 Total	100.0	100.0	100.0	100.0	100.0	100.0	100.0	100.0	:	100.0	100.0	100.0	100.0	100.0	100.0	100.0	100.0
18.2 Transfers to individuals	38.1	66.8	30.3	24.5	4.6	18.8	95.9	21.3	:	51.0	31.6	13.8	42.2	48.8	10.3	30.7	66.0
18.2.1 Periodic cash payments	37.9	66.8	30.2	23.7	0.4	18.1	95.9	18.1	:	51.0	23.2	8.4	42.2	47.6	9.3	29.8	65.8
18.2.2 Lump-sum payments	0.2	-	0.1	0.8	4.0	0.5	-	1.6	:	-	-	5.5	-	0.4	1.0	0.6	0.2
18.2.3 Reimbursements	0.0	-	0.0	-	0.2	0.1	-	1.1	:	-	0.1	-	0.1	0.8	-	0.2	-
18.2.4 Reduced social contributions	-	-	-	-	-	-	-	0.5	:	-	8.3	-	-	-	-	0.1	-
18.2.5 Reduced taxes	-	-	-	-	-	-	-	-	:	-	-	-	-	-	-	-	-
18.3 Transfers to employers	45.4	23.8	8.6	24.4	67.7	67.2	0.3	66.4	:	47.9	36.3	19.6	34.0	30.7	30.0	37.4	24.9
18.3.1 Periodic cash payments	35.6	23.8	8.5	24.4	13.2	44.8	0.3	0.8	:	42.1	23.8	3.6	34.0	30.1	30.0	22.8	23.6
18.3.2 Lump-sum payments	-	-	0.0	-	3.3	1.6	-	5.5	:	-	4.1	15.5	-	-	-	1.1	1.4
18.3.3 Reimbursements	-	-	0.0	-	-	-	-	-	:	-	6.8	0.0	-	0.5	-	0.1	-
18.3.4 Reduced social contributions	9.8	-	-	-	50.3	20.5	-	59.2	:	2.9	1.6	0.4	-	-	-	12.9	-
18.3.5 Reduced taxes	-	-	-	-	1.0	0.4	-	0.8	:	2.9	-	0.0	-	0.0	-	0.4	-
18.4 Transfers to service providers	16.5	9.4	61.2	6.2	27.6	14.0	-	12.3	:	1.1	23.2	2.1	22.9	20.5	12.9	30.3	7.3
18.5 Not specified	-	-	-	44.9	-	-	3.8	-	:	-	8.9	64.5	0.9	0.0	46.8	1.7	1.7

¹ Total for categories 2-7 excludes sub-category 2.4 (Special support for apprenticeship). Refer to footnotes to table B.1.1.i for other comments on the composition of the total expenditure shown.

B.2.2 Share of total expenditure by type (continued)

ii. Categories 8-9¹


% total expenditure (categories 8-9)

	B	DK	D	EL	E	F	IRL	I	L	NL	A	P	FIN	S	UK	EU-15	NO
18.1 Total	100.0	100.0	100.0	100.0	100.0	100.0	100.0	100.0	100.0	100.0	100.0	100.0	100.0	100.0	100.0	100.0	100.0
18.2 Transfers to individuals	100.0	100.0	99.7	100.0	100.0	99.8	100.0	100.0	97.4	100.0	98.5	100.0	100.0	100.0	100.0	99.8	99.8
18.2.1 Periodic cash payments	98.0	99.3	97.2	91.1	94.1	99.8	100.0	65.5	92.5	100.0	63.8	98.8	99.1	100.0	100.0	95.3	99.8
18.2.2 Lump-sum payments	2.0	0.7	2.5	8.9	3.6	-	-	-	4.9	-	-	1.2	0.9	-	-	1.4	-
18.2.3 Reimbursements	-	-	-	-	-	-	-	-	-	-	7.7	-	-	-	-	0.2	-
18.2.4 Reduced social contributions	-	-	-	-	2.3	-	-	34.5	-	-	26.9	-	-	-	-	2.9	-
18.2.5 Reduced taxes	-	-	-	-	-	-	-	-	-	-	-	-	-	-	-	-	-
18.3 Transfers to employers	-	-	0.3	-	-	0.2	-	-	2.6	-	1.5	-	-	-	-	0.2	0.2
18.3.1 Periodic cash payments	-	-	0.2	-	-	0.2	-	-	-	-	-	-	-	-	-	0.1	0.2
18.3.2 Lump-sum payments	-	-	-	-	-	-	-	-	-	-	-	-	-	-	-	-	-
18.3.3 Reimbursements	-	-	0.0	-	-	-	-	-	2.6	-	1.5	-	-	-	-	0.0	-
18.3.4 Reduced social contributions	-	-	-	-	-	-	-	-	-	-	-	-	-	-	-	-	-
18.3.5 Reduced taxes	-	-	-	-	-	-	-	-	-	-	-	-	-	-	-	-	-
18.4 Transfers to service providers	-	-	-	-	-	-	-	-	-	-	0.0	-	-	-	-	0.0	-
18.5 Not specified	-	-	-	-	-	-	-	-	-	-	-	-	-	-	-	-	-

¹ Refer to footnotes to table B.1.1.ii for comments on the composition of the total expenditure shown.


B.3.1 Expenditure by type of action (Detailed country tables): Belgique/België, 1999

Euro (millions)

		Category, measure number and name	18.1 Total	18.2 Transfers to individuals	18.3 Transfers to employers	18.4 Transfers to service providers	18.5 Not specified	Notes
0 - Public employment services (PES)								
0	1	Public employment services (Fed, RF, RW, RB)	418.72	-	-	418.72	-	
Total category 0 - Public employment services (PES)			418.72	-	-	418.72	-	
1 - Intensive counselling and job-search assistance								
1	12	Vocational integration (RW, RB)	32.13	-	-	32.13	-	
	2	Support plan for the unemployed (RF, RW, RB)	9.59	-	-	9.59	-	
	25	Active jobsearch workshop (RW, RB, RF)	3.77	-	-	3.77	-	
	30	Regional employment missions (RW)	0.62	-	-	0.62	-	
Total category 1 - Intensive counselling and job-search assistance			46.11	-	-	46.11	-	
2 - Training								
2.1	3	Encouraging the unemployed to resume studying (Fed)	58.45	58.45	-	-	-	
	40	Vocational training (RF)	111.70	-	-	111.70	-	
	41	Vocational training (RW)	80.54	-	-	80.54	-	
	42	Vocational training (RB)	21.42	-	-	21.42	-	
	43	Vocational training (Fed)	63.86	63.86	-	-	-	
2.2	7	Support for the creation, extension and restructuring of enterprises (RW, RB)	3.47	-	-	3.47	-	
	13	Training and integration contract (RW)	6.20	6.20	-	-	-	
	29	Tutorial (RB)	0.02	-	0.02	-	-	
2.3	8	Alternance training (Fed)	3.13	-	3.13	-	-	
	9	Alternance training and springboard projects (CFI)	14.09	n.s.	-	14.09*	-	
	10	Alternance training (RW)	2.97	-	2.97	-	-	
	11	Apprenticeship islands (RF)	-	-	-	-	-	
Total category 2 - Training			365.85	128.51*	6.13	231.22*	-	
Total category 2 - Training (excl. sub-category 2.4)			365.85	128.51*	6.13	231.22*	-	1
3 - Job rotation and job sharing								
3.1	15	[Component] Career break (Fed, RF) -	217.30	199.85	17.45	-	-	
	32	Promoting reintegration of the unemployed through redistribution of work (RF)	1.54	1.54	-	-	-	
3.2	15	[Component] Career break (Fed, RF) -	17.70	17.70	-	-	-	
Total category 3 - Job rotation and job sharing			236.54	219.09	17.45	-	-	
4 - Employment incentives								
4	39	Part-time workers receiving income guarantee allowance	136.10	136.10	-	-	-	
4.1	16	Recruitment subsidy (RB)	0.63	-	0.63	-	-	
	17	Recruitment of unemployed persons by SMEs (RW, RB)	13.88	-	13.88	-	-	
	22	Plan +1, +2, +3 (Fed)	95.98	-	95.98	-	-	
	23	Recruitment benefits (Fed)	104.84	-	104.84	-	-	
	24	Employment agreements (Fed)	11.64	-	11.64	-	-	
	26	Relocation allowances for the unemployed (RB)	0.00	0.00*	-	-	-	
	28	Transition-to-work subsidy (RB)	0.35	-	0.35	-	-	
	35	Traineeships for young people (Fed)	4.50	-	4.50	-	-	
Total category 4 - Employment incentives			367.91	136.10*	231.82	-	-	
5 - Integration of the disabled								
5	36	Work and rehabilitation for disabled persons (RF, RW, RB)	275.51	-	152.21*	123.30*	-	2
Total category 5 - Integration of the disabled			275.51	-	152.21*	123.30*	-	
6 - Direct job creation								
6.1	14	Third working circuit (RF, RW, RB)	333.94	333.94	-	-	-	
	18	Subsidised contractors (RF, RW, RB)	571.12	-	571.12	-	-	
	19	Promoting employment in the non-market sector - FBI (Fed, RF, RW, RB)	55.03	-	55.03	-	-	
6.2	21	Local employment agencies (Fed)	142.14	99.18	-	42.96	-	
	27	Transition-to-work scheme (RF)	63.63	-	63.63	-	-	
Total category 6 - Direct job creation			1,165.87	433.12	689.79	42.96	-	

B.3.1 Expenditure by type of action (Detailed country tables): Belgique/België, 1999

Euro (millions)


 Category, measure number and name	18.1 Total	18.2 Transfers to individuals	18.3 Transfers to employers	18.4 Transfers to service providers	18.5 Not specified	Notes
7 - Start-up incentives						
7 34 Loans for unemployed persons (Fed)	4.37	4.37	-	-	-	
Total category 7 - Start-up incentives	4.37	4.37	-	-	-	
8 - Out-of-work income maintenance and support						
8.1 37 [Component] Unemployment benefit (Fed) - Full UB	3,872.02	3,872.02	-	-	-	
8.2 37 [Component] Unemployment benefit (Fed) - Partial UB	362.15	362.15	-	-	-	
8.5 37 [Component] Unemployment benefit (Fed) - Bankruptcy compensation	114.18	114.18	-	-	-	
Total category 8 - Out-of-work income maintenance and support	4,348.35	4,348.35	-	-	-	
9 - Early retirement						
9.1 38 Early retirement by collective agreement (Fed)	1,235.43	1,235.43	-	-	-	
Total category 9 - Early retirement	1,235.43	1,235.43	-	-	-	

Notes

- 1 Data on apprenticeship (category 2.4) are not considered comparable between countries so aggregates on training should be considered excluding this sub-category. Here category 2.4 is not reported so the total for training is not affected.
- 2 Breakdown of expenditure by type estimated from that observed in 1998.

B.3.2 Expenditure by type of action (Detailed country tables): Denmark, 1999

Euro (millions)


 Category, measure number and name		18.1 Total	18.2 Transfers to individuals	18.3 Transfers to employers	18.4 Transfers to service providers	18.5 Not specified	Notes
0 - Public employment services (PES)							
0	5 Public employment service	174.66	-	-	174.66	-	
Total category 0 - Public employment services (PES)		174.66	-	-	174.66	-	
1 - Intensive counselling and job-search assistance							
1	9 Specially arranged activation	86.75	86.75	-	-	-	
	17 Educational and vocational guidance	:	:	:	:	:	
Total category 1 - Intensive counselling and job-search assistance		:	:	:	:	:	
2 - Training							
2.1	8 Education and training	1,154.66	912.36	-	242.30	-	
	16 Training leave from unemployment	79.95	79.95	-	-	-	
	19 Adult and supplementary training	2.29	2.29	-	-	-	
Total category 2 - Training		1,236.89	994.59	-	242.30	-	
Total category 2 - Training (excl. sub-category 2.4)		1,236.89	994.59	-	242.30	-	1
3 - Job rotation and job sharing							
3.1	14 Sabbatical leave	1.36	1.36	-	-	-	
Total category 3 - Job rotation and job sharing		1.36	1.36	-	-	-	
4 - Employment incentives							
4.1	6 Job training	551.96	-	517.68	34.28	-	
	7 Individual job training	259.26	259.26	-	-	-	
Total category 4 - Employment incentives		811.22	259.26	517.68	34.28	-	
5 - Integration of the disabled							
5	30 Support of disabled	2.00	2.00	-	-	-	
5.2	21 Flex jobs	74.81	-	74.81	-	-	
	22 Light jobs	24.13	-	24.13	-	-	
5.3	20 Rehabilitation	414.36	330.89	83.47	-	-	
	28 Pre-rehabilitation	148.81	148.81	-	-	-	2
	29 Unemployment allowance	0.34	0.34	-	-	-	
Total category 5 - Integration of the disabled		664.44	482.04	182.41	-	-	
6 - Direct job creation							
6.2	10 Voluntary not paid activities	4.83	4.83	-	-	-	
	11 Pool jobs	196.43	196.43	-	-	-	
Total category 6 - Direct job creation		201.26	201.26	-	-	-	
7 - Start-up incentives							
7	12 Enterprise allowance (insured unemployed)	24.73	24.73	-	-	-	
	13 Enterprise allowance (social assistance recipients)	4.91	4.91	-	-	-	
Total category 7 - Start-up incentives		29.64	29.64	-	-	-	
8 - Out-of-work income maintenance and support							
8.1	2 Social assistance (unemployment)	443.65	443.65	-	-	-	
8.5	25 Wage earners guarantee fund	28.30	28.30	-	-	-	
Mixed	1 Unemployment Insurance	2,336.62	2,336.62	-	-	-	
Total category 8 - Out-of-work income maintenance and support		2,808.57	2,808.57	-	-	-	
9 - Early retirement							
9.2	3 Transitional allowance	461.76	461.76	-	-	-	
	24 Early retirement pay, from unemployment	918.31*	918.31*	-	-	-	2
Total category 9 - Early retirement		1,380.06*	1,380.06*	-	-	-	

Notes

- 1 Data on apprenticeship (category 2.4) are not considered comparable between countries so aggregates on training should be considered excluding this sub-category. Here category 2.4 is not reported so the total for training is not affected.
- 2 Data should not be compared to earlier years.


B.3.3 Expenditure by type of action (Detailed country tables): Deutschland, 1999

Euro (millions)

 Category, measure number and name		18.1 Total	18.2 Transfers to individuals	18.3 Transfers to employers	18.4 Transfers to service providers	18.5 Not specified	Notes
0 - Public employment services (PES)							
0	5	Job placement	:	:	:	:	:
	33	Apprenticeship placement	:	:	:	:	:
Total category 0 - Public employment services (PES)		:	:	:	:	:	:
1 - Intensive counselling and job-search assistance							
1	27	Independent measures	557.65	:	:	:	557.65
	28	Involvement of third parties in the placement of unemployment-assistance recipients	2.96	-	-	2.96	- 1
	35	Counselling and placement assistance	30.65	30.65	-	-	-
	38	[Component] Immediate Action Programme against youth unemployment -	24.88	-	-	24.88	-
Total category 1 - Intensive counselling and job-search assistance		616.14	30.65	-	27.84	557.65	
2 - Training							
2.1	6	Measures to improve prospects of integration - training measures	284.05	-	-	284.05	-
	11	Support for vocational preparation training measures for young people	456.49	126.79	-	329.70	-
	12	Support for further vocational training	6,748.64	4,044.98	-	2,703.66	-
	20	Subsidies towards measures included in social plans	3.51	-	3.51	-	-
	26	Language tuition for new resettlers, persons having right of asylum and quota refugees	131.03	-	-	131.03	-
	31	ESF Federal programme	282.71	281.44	1.28	-	-
	38	[Component] Immediate Action Programme against youth unemployment -	205.08	70.54	-	134.54	-
2.3	38	[Component] Immediate Action Programme against youth unemployment -	28.24	-	-	28.24	-
2.4	19	Support for vocational training for those with learning difficulties/social disadvantage	761.80	-	-	761.80	-
	34	Vocational training allowance	191.46	191.46	-	-	-
	38	[Component] Immediate Action Programme against youth unemployment -	204.17	-	-	204.17	-
Total category 2 - Training		9,297.19	4,715.21	4.79	4,577.20	-	
Total category 2 - Training (excl. sub-category 2.4)		8,139.76	4,523.75	4.79	3,611.22	-	2
3 - Job rotation and job sharing							
3							
Total category 3 - Job rotation and job sharing		-	-	-	-	-	
4 - Employment incentives							
4.1	7	Mobility allowances	45.59	45.59	-	-	-
	8	Employee allowance	2.38	2.38	-	-	3
	16	Recruitment subsidy for new businesses	119.15	-	119.15	-	-
	17	Integration contract	1.18	-	1.18	-	-
	18	Integration subsidies	942.82	-	942.82	-	-
	25	Employment assistance scheme for long-term unemployed	326.19	-	326.19	-	1
	38	[Component] Immediate Action Programme against youth unemployment -	135.76	-	135.76	-	-
Total category 4 - Employment incentives		1,573.08	47.98	1,525.11	-	-	
5 - Integration of the disabled							
5.1	23	Special incentives for the recruitment and employment of the severely disabled	134.46	-	134.46	-	-
5.3	13	Vocational rehabilitation	2,279.49	665.09	32.21	1,582.20	-
Total category 5 - Integration of the disabled		2,413.95	665.09	166.67	1,582.20	-	

B.3.3 Expenditure by type of action (Detailed country tables): Deutschland, 1999

Euro (millions)


 Category, measure number and name		18.1	18.2	18.3	18.4	18.5	Notes
		Total	Transfers to individuals	Transfers to employers	Transfers to service providers	Not specified	
6 - Direct job creation							
6.2	21	3,990.99	-	-	3,990.99	-	
	22	2,580.09	-	-	2,580.09	-	4
	38	357.95	-	-	357.95	-	
Total category 6 - Direct job creation		6,929.03	-	-	6,929.03	-	
7 - Start-up incentives							
7	9	759.80	759.80	-	-	-	
Total category 7 - Start-up incentives		759.80	759.80	-	-	-	
8 - Out-of-work income maintenance and support							
8.1	1	24,845.35	24,845.35	-	-	-	
	3	15,580.68	15,580.68	-	-	-	
	29	281.30	281.30	-	-	-	5
8.2	14	314.38	314.38	-	-	-	
	15	278.71	264.10	14.61	-	-	
8.3	2	1.09	1.09	-	-	-	
8.5	4	1,066.68	1,066.68	-	-	-	
Total category 8 - Out-of-work income maintenance and support		42,368.19	42,353.58	14.61	-	-	
9 - Early retirement							
9.1	24	109.68	3.60	106.08	-	-	
Total category 9 - Early retirement		109.68	3.60	106.08	-	-	

Notes

- 1 Expenditure of federal programmes.
- 2 Data on apprenticeship (category 2.4) are not considered comparable between countries so aggregates on training should be considered excluding this sub-category.
- 3 Federal Employment Service: 4%; Federal Government: 96%.
- 4 Federal Employment Service: 64%; Federal Government: 36%.
- 5 For some participants payments refer to subsistence allowances paid during participation in German language courses. The course costs in respect of these people are all included under measure D-26 in category 2.1.


B.3.4 Expenditure by type of action (Detailed country tables): Ellada, 1999

Euro (millions)

 Category, measure number and name			18.1 Total	18.2 Transfers to individuals	18.3 Transfers to employers	18.4 Transfers to service providers	18.5 Not specified	Notes
0 - Public employment services (PES)								
0	31	Counselling - Vocational guidance	-	-	-	-	-	1
	32	Placement by the public employment services (OAED employment agencies)	5.76	-	-	5.76	-	1,2
	62	Development of structures of supporting services in issues of gender equality (K.E.TH.I.)	0.39	-	-	0.39	-	
Total category 0 - Public employment services (PES)			6.15	-	-	6.15	-	
1 - Intensive counselling and job-search assistance								
1								
Total category 1 - Intensive counselling and job-search assistance			-	-	-	-	-	
2 - Training								
2	38	ADAPT	9.88	-	-	9.88	-	
2.1	8	Continuous vocational training programs for the unemployed (OAED)	27.60	18.61	-	8.99	-	
	16	Combating Social Exclusion	6.65	6.65	-	-	-	
	33	Continuous vocational training programs for the unemployed (Ministry of Labour - KEK)	57.72	:	:	:	57.72	
	37	Training for unemployed seamen (Ministry of Merchant Marine)	4.53	4.53	-	-	-	
	59	General education for adults	0.12	:	:	:	0.12	
2.4	6	Programs of alternating education (Apprenticeship)	13.13	:	:	:	13.13	
Total category 2 - Training			119.63	29.79	-	18.87	70.98	
Total category 2 - Training (excl. sub-category 2.4)			106.50	29.79	-	18.87	57.84	3
3 - Job rotation and job sharing								
3								
Total category 3 - Job rotation and job sharing			-	-	-	-	-	
4 - Employment incentives								
4.1	9	Programme New Jobs for the unemployed	69.96	-	69.96	-	-	
	51	The "stage" programme for unemployed graduates	17.70	17.70	-	-	-	
	60	[Component] Programmes New Jobs and New Entrepreneurs - Operational prog "Combating labour market exclusion" -	1.58*	-	1.58*	-	-	4
	61	[Component] Programmes New Jobs and New Entrepreneurs - Community initiative "Employment" -	2.46*	-	2.46*	-	-	4
Total category 4 - Employment incentives			91.70*	17.70	74.00*	-	-	
5 - Integration of the disabled								
5.1	45	Employment subsidies for special social groups (New Jobs, and New Entrepreneurs)	25.38	:	:	:	25.38	
5.3	1	Training programs for people with special needs in three vocational training centres of OAED	2.76	2.76	-	-	-	
	42	Combating exclusion from the labour market for specific social groups with reduced mobility etc	53.06	:	:	:	53.06	5
Total category 5 - Integration of the disabled			81.21	2.76	-	-	78.44	
6 - Direct job creation								
6								
Total category 6 - Direct job creation			-	-	-	-	-	

B.3.4 Expenditure by type of action (Detailed country tables): Ellada, 1999

Euro (millions)


 Category, measure number and name			18.1 Total	18.2 Transfers to individuals	18.3 Transfers to employers	18.4 Transfers to service providers	18.5 Not specified	Notes
7 - Start-up incentives								
7	10	Promotion of self-employment for new entrepreneurs	21.78	21.78	-	-	-	
	60	[Component] Programmes New Jobs and New Entrepreneurs - Operational prog "Combating labour market exclusion" -	0.41*	0.41*	-	-	-	4
	61	[Component] Programmes New Jobs and New Entrepreneurs - Community initiative "Employment" -	2.03*	2.03*	-	-	-	4
Total category 7 - Start-up incentives			24.22*	24.22*	-	-	-	
8 - Out-of-work income maintenance and support								
8.1	22	Unemployment benefit	690.90	690.90	-	-	-	
	23	Special unemployment assistance for those exceeding the unemployment benefit period	-	-	-	-	-	6
	24	Special assistance provided after the completion of three months as a registered unemployed	0.63	0.63	-	-	-	6
	27	National System of Protection from Unemployment - ESPA (Benefit for young unemployed)	0.82	0.82	-	-	-	
	28	Special assistance for ex offenders	0.31	0.31	-	-	-	
	29	Special assistance for former political refugees and repatriated	2.81	2.81	-	-	-	
8.2	58	Special seasonal assistance	67.55	67.55	-	-	-	
Total category 8 - Out-of-work income maintenance and support			763.01	763.01	-	-	-	
9 - Early retirement								
9								
Total category 9 - Early retirement			-	-	-	-	-	

Notes

- 1 Expenditure of EL-31 is included in EL-32.
- 2 Expenditure represents wages of employees in PES and KPA.
- 3 Data on apprenticeship (category 2.4) are not considered comparable between countries so aggregates on training should be considered excluding this sub-category.
- 4 Expenditure is split between categories 4 and 7 based on the number of participants placed in subsidised employment (category 4) or benefitting from assistance to become self-employed (category 7). This presumes that expenditure per participant is the same for both actions.
- 5 The figure is overestimated because EL-42 represents the declared expenditure till 30-6-2001. Programmes were announced in October 1998, but started to be implemented in April 1999.
- 6 Expenditure of EL-23 is included in EL-24.


B.3.5 Expenditure by type of action (Detailed country tables): España, 1999

Euro (millions)

 Category, measure number and name		18.1 Total	18.2 Transfers to individuals	18.3 Transfers to employers	18.4 Transfers to service providers	18.5 Not specified	Notes
0 - Public employment services (PES)							
0							
Total category 0 - Public employment services (PES)		-	-	-	-	-	
1 - Intensive counselling and job-search assistance							
1 28 Managing placement, vocational guidance and retraining		172.86	-	-	172.86	-	
Total category 1 - Intensive counselling and job-search assistance		172.86	-	-	172.86	-	
2 - Training							
2.1 8 National plan for vocational training and integration (Plan FIP)		665.24	1.75	-	663.49	-	
2.3 9 Scheme for workshop schools and youth training centres		351.10	13.34	-	337.76	-	
Total category 2 - Training		1,016.34	15.09	-	1,001.25	-	
Total category 2 - Training (excl. sub-category 2.4)		1,016.34	15.09	-	1,001.25	-	1
3 - Job rotation and job sharing							
3.1 17 Temporary work to replace maternity leavers, adoption, etc.		20.89	-	20.89	-	-	
Total category 3 - Job rotation and job sharing		20.89	-	20.89	-	-	
4 - Employment incentives							
4.1 11 Open ended employment contracts for the unemployed		631.24*	-	631.24*	-	-	2
12 Open ended employment contracts for persons aged over 45		239.03*	-	239.03*	-	-	2
15 Transforming fixed term contracts into permanent contracts		683.84	-	683.84	-	-	
29 Support for domestic migration		1.59	1.59	-	-	-	
Total category 4 - Employment incentives		1,555.69*	1.59	1,554.10*	-	-	
5 - Integration of the disabled							
5.1 13 Open ended employment contracts for the disabled		191.84	-	191.84*	-	-	
16 Temporary contracts for the disabled		16.39	-	16.39	-	-	
25 Integration of the disabled through self-employment		0.84	0.84	-	-	-	3
5.2 3 Financial support for special employment centres		138.35	-	138.35*	-	-	
5.3 14 Training contracts for the disabled		0.21	-	0.21	-	-	
Total category 5 - Integration of the disabled		347.62	0.84	346.77*	-	-	
6 - Direct job creation							
6.2 18 INEM-Public administration accords		312.19	-	312.19*	-	-	
19 Promotion of agricultural employment in Andalucía, Extremadura and under-developed rural areas		165.85	-	165.85*	-	-	
31 Employment workshops		43.12	-	30.92*	12.20*	-	4
Total category 6 - Direct job creation		521.17	-	508.96*	12.20*	-	
7 - Start-up incentives							
7 20 Capitalisation of unemployment benefits		100.36	100.36*	-	-	-	
21 Promotion of self-employment		40.34	40.34*	-	-	-	
22 Financial aid for the integration of returning emigrants		0.34	0.34	-	-	-	
23 Promotion of employment in co-operatives		12.00	12.00	-	-	-	
24 Promotion of local employment initiatives		53.34	-	53.34*	-	-	
Total category 7 - Start-up incentives		206.37	153.03*	53.34*	-	-	
8 - Out-of-work income maintenance and support							
8.1 5 Contributory unemployment benefit		5,103.38	5,103.38	-	-	-	
6 Unemployment assistance		1,901.03	1,901.03*	-	-	-	
7 Assistance for unemployed casual agricultural workers		863.83	863.83*	-	-	-	
8.2 4 Partial unemployment benefits (contributory)		40.72	40.72	-	-	-	
8.5 30 Bankruptcy compensation		300.09	300.09	-	-	-	
Total category 8 - Out-of-work income maintenance and support		8,209.04	8,209.04*	-	-	-	

B.3.5 Expenditure by type of action (Detailed country tables): España, 1999

Euro (millions)


 Category, measure number and name			18.1 Total	18.2 Transfers to individuals	18.3 Transfers to employers	18.4 Transfers to service providers	18.5 Not specified	Notes
9 - Early retirement								
9.1	26	Early retirement with substitution by another worker	2.59*	2.59*	-	-	-	
	27	Replacement contracts	1.54*	1.54*	-	-	-	
9.2	1	Employment promotion funds (early retirement)	46.25	46.25*	-	-	-	
	2	Early retirement allowance	93.50	93.50	-	-	-	
Total category 9 - Early retirement			143.89*	143.89*	-	-	-	

Notes

- 1 Data on apprenticeship (category 2.4) are not considered comparable between countries so aggregates on training should be considered excluding this sub-category. Here category 2.4 is not reported so the total for training is not affected.
- 2 Expenditure is underestimated because data exclude unknown amounts of revenue foregone through employers tax reductions.
- 3 Data from the autonomous regions of Andalucía, Galicia and Murcia are not available in 1999.
- 4 Breakdown of expenditure by type is estimated based on observations for 2000.


B.3.6 Expenditure by type of action (Detailed country tables): France, 1999

Euro (millions)

 Category, measure number and name		18.1	18.2	18.3	18.4	18.5	Notes	
		Total	Transfers to individuals	Transfers to employers	Transfers to service providers	Not specified		
0 - Public employment services (PES)								
0	42	National employment agency (ANPE)	798.88	-	-	798.88	-	1
	43	Managerial employment agency (APEC)	65.05	-	-	65.05	-	
	44	Local centres, permanent reception, information and advisory services (PAIO)	135.86	-	-	135.86	-	
Total category 0 - Public employment services (PES)			999.79	-	-	999.79	-	
1 - Intensive counselling and job-search assistance								
1	19	[Component] Retraining agreements - vocational guidance	33.16	-	-	33.16	-	
	45	Retraining units	12.42	-	-	12.42	-	
	53	Personalised services of ANPE	91.48	-	-	91.48	-	
	54	Jobseekers workshops (ANPE)	14.09	-	-	14.09	-	
	55	Appraisal services of ANPE	14.09	-	-	14.09	-	
	56	Support services of ANPE	3.76	-	-	3.76	-	
	57	Guidance and monitoring services of AFPA	55.17	-	-	55.17	-	
	58	Pathway to jobs (TRACE)	12.87	-	-	12.87	-	2
Total category 1 - Intensive counselling and job-search assistance			237.03	-	-	237.03	-	
2 - Training								
2	17	Training allowance - unemployment insurance system (AFR)	749.37	749.37	-	-	-	3
	18	Training allowance - public system	349.92	349.92	-	-	-	3
	19	[Component] Retraining agreements - training allowance	668.90	668.90	0.00	-	-	
2.1	10	Courses offered by the Association for Adult Vocational Training (AFPA)	767.55	166.35	-	601.19	-	
	11	Courses for specific groups (IRILL)	17.73	-	-	17.73	-	
	13	Adult training courses organised by the regions	396.44	134.95	-	261.50	-	
	14	Courses for admission to enterprises	19.06	-	-	19.06	-	4
	15	Individual training-for-employment and integration courses (SIFE)	15.71*	-	-	15.71*	-	4,5
	16	Group training-for-employment and integration courses (SIFE)	203.79*	-	-	203.79*	-	4,5
	19	[Component] Retraining agreements - course costs	48.90	-	-	48.90	-	
2.2	20	FNE agreement on training and adaptation	8.48	-	4.67	3.81	-	
2.3	9	Courses for young job-seekers (State + regions)	726.03	280.49	-	445.54	-	
	12	Courses for unemployed managerial staff	14.87	-	-	14.87	-	4
2.4	22	Exemptions and subsidies for recruitment of apprentices	1,408.24	-	1,408.24	-	-	
Total category 2 - Training			5,394.98*	2,349.98	1,412.91	1,632.09*	-	
Total category 2 - Training (excl. sub-category 2.4)			3,986.74*	2,349.98	4.67	1,632.09*	-	6
3 - Job rotation and job sharing								
3								
Total category 3 - Job rotation and job sharing			-	-	-	-	-	
4 - Employment incentives								
4.1	24	Qualification contracts (alternance training)	444.99	-	444.99	-	-	
	25	Orientation contracts (alternance training)	4.44	-	4.44	-	-	
	26	Employment-initiative contract (CIE)	1,298.47	-	1,296.02	2.45	-	
	27	Exemption from social charges for recruitment of a first employee	441.29	-	441.29	-	-	
	28	Exemption from social charges for recruitment of the 1st to 50th employee in ZRR and ZRU areas	47.61	-	47.61	-	-	
	29	Cooperation agreement (UNEDIC)	264.66	-	264.66	-	-	
	32	Degrressive temporary allowance	10.90	10.90	-	-	-	
	36	Economic integration enterprises	125.14	-	121.88	3.25	-	
	37	Intermediary associations	119.19	-	115.09*	4.10	-	
	60	Adult qualification contracts	5.53*	-	5.53*	-	-	7
4.2	33	Retraining leave	6.65	6.30	-	0.35	-	
	35	Supported transition to part time work	5.88	5.88	-	-	-	
Total category 4 - Employment incentives			2,774.75*	23.08	2,741.52*	10.15	-	

B.3.6 Expenditure by type of action (Detailed country tables): France, 1999

Euro (millions)


 Category, measure number and name		18.1	18.2	18.3	18.4	18.5	Notes
		Total	Transfers to individuals	Transfers to employers	Transfers to service providers	Not specified	
5 - Integration of the disabled							
5.1	49	Aid granted by the Association for the vocational integration of the disabled (AGEFIPH)	339.50	54.88	134.16	150.47	-
5.2	47	Income guarantee for disabled workers (CAT)	696.60	-	696.60	-	-
	48	Sheltered workshops for the disabled	141.04	-	141.04	-	-
Total category 5 - Integration of the disabled			1,177.14	54.88	971.79	150.47	-
6 - Direct job creation							
6.2	39	Community work contract (CES)	1,882.90	-	1,877.73	5.16	-
	40	Funded-employment contract (CEC)	947.12	-	944.53	2.60	-
	41	Town employment contract	23.35*	-	23.35*	-	7
	46	Jobs for young people	2,202.98	-	2,185.51	17.48	-
Total category 6 - Direct job creation			5,056.34*	-	5,031.11*	25.23	-
7 - Start-up incentives							
7	38	Aid for the unemployed setting-up or rescuing a company	0.03*	0.03*	-	-	7
	38bis	Consultancy cheque-book for business creation	7.30	7.30	-	-	-
	59	Support for new business development	7.85	7.85	-	-	-
Total category 7 - Start-up incentives			15.18*	15.18*	-	-	-
8 - Out-of-work income maintenance and support							
8.1	1	Single degressive allowance (Unemployment insurance system)	15,027.87	15,027.87	-	-	-
	2	Integration allowance (Solidarity system)	76.98	76.98	-	-	-
	3	Specific solidarity allowance (Solidarity system)	2,482.32	2,482.32	-	-	-
8.2	4	Partial unemployment	45.02	-	45.02	-	-
Total category 8 - Out-of-work income maintenance and support			17,632.20	17,587.17	45.02	-	-
9 - Early retirement							
9.1	34	Phased early retirement	416.31	416.31	-	-	-
	8	Job-substitution allowance	1,367.04	1,367.04	-	-	-
9.2	6	FNE special redundancy allowance	1,298.91	1,298.91	-	-	-
Total category 9 - Early retirement			3,082.25	3,082.25	-	-	-

Notes

- Budget of ANPE (excluding investment) less costs of specific services (measures F-53 to F-56).
- Program started 4th quarter 1998. Part of expenditure is allocated to local missions, PAIO (measure F-44).
- Training allowances for participants in other training measures (F-9 to F-16 for F-17 and F-11 to F-16 for F-18). It is not possible to split the expenditure between the individual measures.
- Transfers to individuals (training allowances) are incomplete in respect of individual measures because some allowances are paid through measures F-17 and/or F-18. Total expenditure for the training category is correct.
- Only total expenditure related to the SIFE programs is known (F-15 + F-16). The breakdown between individual and group training is estimated from average annual stocks.
- Data on apprenticeship (category 2.4) are not considered comparable between countries so aggregates on training should be considered excluding this sub-category.
- Total figure underestimated as the amount of revenue foregone through exemptions to social contributions is not known.


B.3.7 Expenditure by type of action (Detailed country tables): Ireland, 1999

Euro (millions)

 Category, measure number and name		18.1 Total	18.2 Transfers to individuals	18.3 Transfers to employers	18.4 Transfers to service providers	18.5 Not specified	Notes
0 - Public employment services (PES)							
0	9 Job facilitation service	:	:	:	:	:	
	22 Counselling/guidance	:	:	:	:	:	
Total category 0 - Public employment services (PES)		:	:	:	:	:	
1 - Intensive counselling and job-search assistance							
1	14 Occupational guidance service	:	:	:	:	:	
	15 Job clubs	0.08	:	:	:	0.08	
	36 Local employment services	13.72	:	:	:	13.72	1
Total category 1 - Intensive counselling and job-search assistance		:	:	:	:	:	
2 - Training							
2.1	10 Back to education allowance (BTEA)	25.25	25.25	-	-	-	1
	35 VTOS (Vocational training opportunities scheme)	34.53	34.53	-	-	-	2
2.3	25 Community training	25.52	25.52	-	-	-	
2.4	34 Youthreach	18.59	18.59	-	-	-	2
Mixed	20 Industry training	66.20	66.20	-	-	-	
	21 Local enterprise	6.06	6.06	-	-	-	
	24 Re-integration training	15.55	15.55	-	-	-	
Total category 2 - Training		191.71	191.71	-	-	-	
Total category 2 - Training (excl. sub-category 2.4)		173.12	173.12	-	-	-	3
3 - Job rotation and job sharing							
3							
Total category 3 - Job rotation and job sharing		-	-	-	-	-	
4 - Employment incentives							
4.1	4 Back to work allowance	40.54	40.54	-	-	-	1
	5 PRSI Exemption scheme	n.s.	n.s.	n.s.	n.s.	n.s.	
	7 Part-time job incentive scheme	1.69	1.69	-	-	-	1
	31 Jobstart	2.98	:	:	:	2.98	
	32 Workplace	0.28	:	:	:	0.28	
Total category 4 - Employment incentives		45.49	42.23	-	-	3.26	
5 - Integration of the disabled							
5.1	17 Workplace/equipment grants	0.24	:	:	:	0.24	
	18 Employment support scheme	1.81	-	1.81	-	-	
5.3	16 ESF training	23.17	:	:	:	23.17	2
Total category 5 - Integration of the disabled		25.23	-	1.81	-	23.42	
6 - Direct job creation							
6.2	23 Community employment scheme	407.84	407.84	-	-	-	
Total category 6 - Direct job creation		407.84	407.84	-	-	-	
7 - Start-up incentives							
7	3 Back to work enterprise allowance (BWEA)	41.91	41.91	-	-	-	1
Total category 7 - Start-up incentives		41.91	41.91	-	-	-	
8 - Out-of-work income maintenance and support							
8.1	1 Unemployment benefit	293.92	293.92	-	-	-	1
	2 Unemployment assistance	615.62	615.62	-	-	-	1
Total category 8 - Out-of-work income maintenance and support		909.54	909.54	-	-	-	

B.3.7 Expenditure by type of action (Detailed country tables): Ireland, 1999

Euro (millions)


 Category, measure number and name	18.1 Total	18.2 Transfers to individuals	18.3 Transfers to employers	18.4 Transfers to service providers	18.5 Not specified	Notes
9 - Early retirement						
9.2 12 Pre-retirement allowance	76.43	76.43	-	-	-	2
Total category 9 - Early retirement	76.43	76.43	-	-	-	

Notes

- 1 Provisional data.
- 2 Data refer to 1998.
- 3 Data on apprenticeship (category 2.4) are not considered comparable between countries so aggregates on training should be considered excluding this sub-category.


B.3.8 Expenditure by type of action (Detailed country tables): Italia, 1999

Euro (millions)

 Category, measure number and name			18.1 Total	18.2 Transfers to individuals	18.3 Transfers to employers	18.4 Transfers to service providers	18.5 Not specified	Notes
0 - Public employment services (PES)								
0								
Total category 0 - Public employment services (PES)			-	-	-	-	-	
1 - Intensive counselling and job-search assistance								
1								
Total category 1 - Intensive counselling and job-search assistance			-	-	-	-	-	
2 - Training								
2.1	26	Training for first-time job seekers	258.91	-	-	258.91	-	1
	27	Training for long-term unemployed or persons at risk of becoming long-term unemployed	107.24	-	-	107.24	-	1
	29	Training for disadvantaged people	58.85	-	-	58.85	-	1
2.2	24	Training & work contracts	1,067.04	-	1,067.04	-	-	2
	28	Training for workers at risk of unemployment	138.77	-	-	138.77	-	1
2.4	25	Apprenticeship	1,418.02	-	1,418.02	-	-	2
Total category 2 - Training			3,048.83	-	2,485.06	563.77	-	
Total category 2 - Training (excl. sub-category 2.4)			1,630.81	-	1,067.04	563.77	-	3
3 - Job rotation and job sharing								
3.2	8	[Component] Solidarity contracts - Expansive	16.97	5.16	11.81	-	-	2
Total category 3 - Job rotation and job sharing			16.97	5.16	11.81	-	-	
4 - Employment incentives								
4.1	10	Reintegration contracts	0.22	-	0.22	-	-	2
	32	Reintegration of managers in SMEs	0.35	-	0.35	-	-	
	35	Incentives for taking on employees in CIGS	3.39	-	3.39	-	-	2
	36	Incentives for taking on long-term unemployed	853.94	-	853.94	-	-	2
	51	Total triennial relief	22.73	-	22.73	-	-	2
	52	Total annual relief	133.86	-	133.86	-	-	2
	53	Vocational integration schemes	31.34	31.34	-	-	-	2
	54	Vocational and guidance traineeships	n.s.	n.s.	n.s.	n.s.	-	
	55	[Component] Subsidies for the reinsertion of ex-LSU - Labour cost subsidies	0.81*	-	0.81*	-	-	2,4
	56	Tax relief for SMEs creating jobs in Objective 1 areas	39.02	-	39.02	-	-	
	59	Conversion of temporary apprenticeship contracts into permanent ones	212.70	-	212.70	-	-	2
	60	Conversion of temporary training & work contracts into permanent ones	9.69	-	9.69	-	-	2
4.2	8	[Component] Solidarity contracts - Defensive	n.s.	n.s.	n.s.	n.s.	-	2
	49	Realignment contracts	5.16	-	5.16	-	-	2
	61	Subsidy for firms located in the Mezzogiorno	253.81	-	253.81	-	-	2
Mixed	3	Incentives for hiring those registered in mobility lists	407.24	-	407.24	-	-	
Total category 4 - Employment incentives			1,974.27*	31.34*	1,942.93*	-	-	
5 - Integration of the disabled								
5.1	67	Exemption from social contributions for disadvantaged workers in social co-operatives	33.46	-	33.46	-	-	2
Total category 5 - Integration of the disabled			33.46	-	33.46	-	-	
6 - Direct job creation								
6.1	64	Mixed companies for placing of ex-LSU	n.s.	n.s.	n.s.	n.s.	-	
6.2	11	Socially useful work (LSU)	796.55	796.55	-	-	-	2
Total category 6 - Direct job creation			796.55	796.55	-	-	-	

B.3.8 Expenditure by type of action (Detailed country tables): Italia, 1999

Euro (millions)


 Category, measure number and name		18.1	18.2	18.3	18.4	18.5	Notes
		Total	Transfers to individuals	Transfers to employers	Transfers to service providers	Not specified	
7 - Start-up incentives							
7	3d	Capitalisation of mobility allowances for the creation of new businesses or self-employment	22.99	22.99	-	-	- 2
	19	Loans for one-person businesses	102.55	102.55*	-	-	- 2
	55	[Component] Subsidies for the reinsertion of ex-LSU - Self-employed	n.s.	n.s.	n.s.	n.s.	- 2,4
	65	Relief for workers under 32 starting their own business	21.64	21.64	-	-	- 2
Total category 7 - Start-up incentives			147.18	147.18*	-	-	-
8 - Out-of-work income maintenance and support							
8.1	3a	Mobility allowance	1,194.75	1,194.75	-	-	- 2,5
	68	Ordinary unemployment benefit	1,018.45	1,018.45	-	-	- 5
	69	Ordinary unemployment benefit with reduced requirement	1,292.18	1,292.18	-	-	- 5
	70	Unemployment benefit (ordinary and special) in the agricultural sector	1,533.36	1,533.36	-	-	- 5
8.2	2	Wage compensation fund	841.12	841.12	-	-	- 2,5
Total category 8 - Out-of-work income maintenance and support			5,879.86	5,879.86	-	-	- 5
9 - Early retirement							
9.2	16	Early retirement	1,392.58	1,392.58	-	-	- 2,5
Total category 9 - Early retirement			1,392.58	1,392.58	-	-	- 5

Notes

- 1 Includes ESF funding.
- 2 Figures from the government budget for the year.
- 3 Data on apprenticeship (category 2.4) are not considered comparable between countries so aggregates on training should be considered excluding this sub-category.
- 4 Mixed measure. Subsidies for self-employed (category 7) assumed to be small compared to those for employees (category 4) so all expenditure is allocated to category 4.
- 5 Includes social contributions paid or credited on behalf of beneficiaries.


B.3.9 Expenditure by type of action (Detailed country tables): Luxembourg, 1999

Euro (millions)

 Category, measure number and name		18.1 Total	18.2 Transfers to individuals	18.3 Transfers to employers	18.4 Transfers to service providers	18.5 Not specified	Notes
0 - Public employment services (PES)							
0							
Total category 0 - Public employment services (PES)		-	-	-	-	-	
1 - Intensive counselling and job-search assistance							
1							
Total category 1 - Intensive counselling and job-search assistance		-	-	-	-	-	
2 - Training							
2	26 Training course for vocational reinsertion	0.25	0.25	-	-	-	1
2.1	12 Vocational retraining (workers)	:	:	:	:	:	
2.2	11 Training for entering or re-entering the labour market	:	:	:	:	:	
	24 Temporary auxiliary contract	8.20	:	:	:	8.20	2
	25 Training course of insertion in enterprise	2.41	2.41	-	-	-	3
2.4	18 Aids/subsidies for apprenticeships	5.82	:	:	:	5.82	4
Total category 2 - Training		:	:	:	:	:	5
Total category 2 - Training (excl. sub-category 2.4)		:	:	:	:	:	
3 - Job rotation and job sharing							
3							
Total category 3 - Job rotation and job sharing		-	-	-	-	-	
4 - Employment incentives							
4	3 Aid to re-enter the labour market	6.54	6.54	-	-	-	
4.1	6 Aid for employing long-term and older unemployed	1.27	-	1.27	-	-	
	7 Mobility allowance	0.18	0.18*	-	-	-	
	9 Income tax reduction for employing unemployed people	0.32*	-	0.32*	-	-	
Total category 4 - Employment incentives		8.32*	6.72*	1.60*	-	-	
5 - Integration of the disabled							
5.1	21 Measures of professional (re)integration of disabled	2.47	-	2.47*	-	-	
	22 Adaptation of the workplace for disabled workers	0.01	:	:	:	0.01	
	23 Reimbursement of supplementary leave for disabled workers	0.24	-	0.24	-	-	
5.3	20 Vocational training and retraining measures for disabled workers	0.05	:	:	:	0.05	
Total category 5 - Integration of the disabled		2.77	-	2.71*	-	0.07	
6 - Direct job creation							
6.1	13 Subsidies for creating socially useful jobs	:	:	:	:	:	
6.2	10 Socially useful works	:	:	:	:	:	
	2 Extraordinary works of general interest	:	:	:	:	:	
Total category 6 - Direct job creation		:	:	:	:	:	
7 - Start-up incentives							
7	14 Subsidies for the creation of businesses by the unemployed	0.09	0.09	-	-	-	
Total category 7 - Start-up incentives		0.09	0.09	-	-	-	
8 - Out-of-work income maintenance and support							
8.1	5 Unemployment compensation	34.31	34.31	-	-	-	
8.2	1 Partial unemployment benefit	0.21	-	0.21	-	-	
	4 Compensation for unemployment due to technical reasons or bad weather in the building sector	2.25	-	2.25	-	-	
8.5	8 Debt guarantee in case of employer closing down	4.59	4.59	-	-	-	
Total category 8 - Out-of-work income maintenance and support		41.36	38.90	2.46	-	-	

B.3.9 Expenditure by type of action (Detailed country tables): Luxembourg, 1999

Euro (millions)


 Category, measure number and name	18.1 Total	18.2 Transfers to individuals	18.3 Transfers to employers	18.4 Transfers to service providers	18.5 Not specified	Notes
9 - Early retirement						
9.1 19 Early retirement	52.91	52.91	-	-	-	
Total category 9 - Early retirement	52.91	52.91	-	-	-	

Notes

- 1 Expenditure refers to training allowances paid to participants who do not receive full unemployment benefits.
- 2 Measure started April 1st 1999 and includes measures L-15 and L-16 reported in 1998.
- 3 Measure started April 1st 1999 and replaces measure L-17 reported in 1998.
- 4 Data refer to the academic year 1998-1999.
- 5 Data on apprenticeship (category 2.4) are not considered comparable between countries so aggregates on training should be considered excluding this sub-category.


B.3.10 Expenditure by type of action (Detailed country tables): Nederland, 1999

Euro (millions)

 Category, measure number and name		18.1 Total	18.2 Transfers to individuals	18.3 Transfers to employers	18.4 Transfers to service providers	18.5 Not specified	Notes
0 - Public employment services (PES)							
0	39 PES - Public employment services	583.11	-	-	583.11	-	1
Total category 0 - Public employment services (PES)		583.11	-	-	583.11	-	
1 - Intensive counselling and job-search assistance							
1							
Total category 1 - Intensive counselling and job-search assistance		-	-	-	-	-	
2 - Training							
2	38 [Component] WIW - Jobseekers employment act - Activation & training	200.66	-	200.66	-	-	
	40 BBSW - Contribution scheme for sectoral training of the unemployed	37.66	-	-	37.66	-	
2.4	1 [Component] WVA - Act on reduction of employers tax and social security contributions - VO	143.39	-	143.39*	-	-	
Total category 2 - Training		381.72	-	344.06*	37.66	-	
Total category 2 - Training (excl. sub-category 2.4)		238.33	-	200.66	37.66	-	2
3 - Job rotation and job sharing							
3.1	37 Career break	0.22	0.22	-	-	-	
Total category 3 - Job rotation and job sharing		0.22	0.22	-	-	-	
4 - Employment incentives							
4.1	1 [Component] WVA - Act on reduction of employers tax and social security contributions - VLW	198.30	-	198.30*	-	-	
	14 RSP - Regulation on employment in domestic services	3.89	-	3.89	-	-	
	38 [Component] WIW - Jobseekers employment act - Work experience contracts	57.68	-	57.68	-	-	
Total category 4 - Employment incentives		259.87	-	259.87*	-	-	
5 - Integration of the disabled							
5.2	6 WSW - Sheltered employment act	1,742.52	1,742.52*	-	-	-	
Total category 5 - Integration of the disabled		1,742.52	1,742.52*	-	-	-	
6 - Direct job creation							
6	3 Regulation on I/D-jobs for long-term unemployed (former WI1/EWLW)	666.15	-	666.15	-	-	
6.1	38 [Component] WIW - Jobseekers employment act - Employment contracts & outplacement	510.59	-	510.59	-	-	
6.2	13 WI3 - Community work	-	-	-	-	-	3
Total category 6 - Direct job creation		1,176.74	-	1,176.74	-	-	
7 - Start-up incentives							
7							
Total category 7 - Start-up incentives		-	-	-	-	-	
8 - Out-of-work income maintenance and support							
8.1	31 WW - Unemployment insurance	3,124.73	3,124.73	-	-	-	
	32 TW - Supplementary benefits	305.94	305.94	-	-	-	
	33 Abw - National assistance benefit	4,339.95	4,339.95	-	-	-	
	34 IOAW - Income provisions for older or partially disabled, formerly unemployed persons	194.90	194.90	-	-	-	
	35 IOAZ - Income provisions for older or partially disabled, formerly self-employed persons	41.20	41.20	-	-	-	
Total category 8 - Out-of-work income maintenance and support		8,006.73	8,006.73	-	-	-	

B.3.10 Expenditure by type of action (Detailed country tables): Nederland, 1999

Euro (millions)


 Category, measure number and name	18.1 Total	18.2 Transfers to individuals	18.3 Transfers to employers	18.4 Transfers to service providers	18.5 Not specified	Notes
9 - Early retirement 9						
Total category 9 - Early retirement	-	-	-	-	-	-

Notes

- 1 Includes expenditure on basic services (42%), reintegration services (52%) and the comprehensive approach (6%).
- 2 Data on apprenticeship (category 2.4) are not considered comparable between countries so aggregates on training should be considered excluding this sub-category.
- 3 Participants in this measure continue to receive unemployment benefits whilst undertaking work of community interest. No additional benefit/wage is paid.


B.3.11 Expenditure by type of action (Detailed country tables): Österreich, 1999

Euro (millions)

 Category, measure number and name		18.1 Total	18.2 Transfers to individuals	18.3 Transfers to employers	18.4 Transfers to service providers	18.5 Not specified	Notes
0 - Public employment services (PES)							
0	24	Counselling and support of employment seekers & services to enterprises	250.38	-	-	250.38	-
Total category 0 - Public employment services (PES)		250.38	-	-	250.38	-	
1 - Intensive counselling and job-search assistance							
1	16	External labour market consultation and support	32.76	-	-	32.76	- 1
	28	Interview allowance	0.35	0.35	-	-	-
Total category 1 - Intensive counselling and job-search assistance		33.11	0.35	-	32.76	-	
2 - Training							
2	18	[Component] Employment foundations - Training and guidance	50.15	41.46	-	8.69	- 2,3
	45	Community initiative EMPLOYMENT	5.83	-	-	5.83	- 1
	46	Community initiative ADAPT	3.73	-	-	3.73	- 1
2.1	7	Promotion of occupational mobility - course cost and course related cost	16.21	16.21	-	-	- 1
	8	Promotion of occupational mobility - living allowance	149.14	149.14	-	-	- 1,2
	9	Unemployment benefit for training after parental leave	0.30	0.30	-	-	- 2
	12	Aid to institutions	144.54	-	-	144.54	- 1
	25	Further training allowance	7.37	7.37	-	-	- 2
2.2	13	Aid to enterprises	40.95	-	40.95	-	- 1
2.4	11	Promotion of apprenticeship training and vocational training	65.77	-	65.77	-	- 1
	31	Apprenticeship foundations (NAP safety net for young people)	14.34	-	-	14.34	-
	32	JASG training courses (NAP safety net for young people)	17.26	-	-	17.26	-
Total category 2 - Training		515.60	214.48	106.72	194.40	-	
Total category 2 - Training (excl. sub-category 2.4)		418.22	214.48	40.95	162.79	-	4
3 - Job rotation and job sharing							
3.1	26	Solidarity bonus	0.34	0.34	-	-	- 2
Total category 3 - Job rotation and job sharing		0.34	0.34	-	-	-	
4 - Employment incentives							
4.1	5	Promotion of regional mobility and entry into employment - travel allowance	0.99	0.99	-	-	-
	6	Promotion of regional mobility and entry into employment - childcare allowance	7.85	7.85	-	-	- 1
	15	Integration subsidies (incl. special integration subsidies)	72.32	-	72.32	-	- 1
4.2	19	Promotion of investment and restructuring	21.32	-	21.32	-	-
	22	Reintegration aid after parental leave	1.18	-	1.18	-	-
	30	Bonus part of the incentive-disincentive system for elderly workers	11.46	-	11.46	-	-
Total category 4 - Employment incentives		115.11	8.84	106.27	-	-	
5 - Integration of the disabled							
5	37	Employment subsidies for the disabled through the BSBs	21.03	:	:	:	21.03
	40	Subsidy to workplace equipment for the eligible disabled	0.52	-	0.52	-	-
5.1	34	Work adjustment backup system and job assistance for the disabled	5.41	-	-	5.41	-
5.2	43	Bonuses for contracted out work (BSB)	7.62	-	7.62	-	-
	44	Integration enterprises (BSB)	12.11	-	12.11	-	-
5.3	35	Vocational training for the disabled	51.61	:	8.25	:	43.37
Total category 5 - Integration of the disabled		98.31	-	28.50	5.41	64.39	

B.3.11 Expenditure by type of action (Detailed country tables): Österreich, 1999

Euro (millions)


 Category, measure number and name		18.1 Total	18.2 Transfers to individuals	18.3 Transfers to employers	18.4 Transfers to service providers	18.5 Not specified	Notes
6 - Direct job creation							
6.1	27	9.53	-	9.53	-	-	1
	48	10.68	-	10.68	-	-	
6.2	14	55.84	-	55.84	-	-	1
	29	10.79	-	10.79	-	-	1
Total category 6 - Direct job creation		86.84	-	86.84	-	-	
7 - Start-up incentives							
7	17	5.31	5.31	-	-	-	1
	18	n.s.	n.s.	n.s.	n.s.	n.s.	3
Total category 7 - Start-up incentives		5.31	5.31	-	-	-	5
8 - Out-of-work income maintenance and support							
8.1	1	1,339.50	1,339.50	-	-	-	2
	2	834.76	834.76	-	-	-	2
	36	45.67	45.67	-	-	-	2
8.2	20	2.36	-	2.36	-	-	
	21	38.17	-	38.17	-	-	
8.5	33	249.63	249.63	-	-	-	2
Total category 8 - Out-of-work income maintenance and support		2,510.09	2,469.56	40.53	-	-	
9 - Early retirement							
9.2	3	77.76	77.68	-	0.09	-	2
	4	38.72	38.72	-	-	-	2
Total category 9 - Early retirement		116.48	116.40	-	0.09	-	

Notes

- 1 Includes ESF funding.
- 2 Includes social contributions credited on behalf of beneficiaries.
- 3 Mixed measure including expenditure on training and start-up incentives (categories 2 and 7). The two components cannot be quantified separately and all expenditure has been allocated to category 2 (training), which is the most important.
- 4 Data on apprenticeship (category 2.4) are not considered comparable between countries so aggregates on training should be considered excluding this sub-category.
- 5 The total expenditure for category 7 is underestimated by part of the expenditure for measure A-18 (see note 3).


B.3.12 Expenditure by type of action (Detailed country tables): Portugal, 1999

Euro (millions)

 Category, measure number and name		18.1 Total	18.2 Transfers to individuals	18.3 Transfers to employers	18.4 Transfers to service providers	18.5 Not specified	Notes
0 - Public employment services (PES)							
0	95 Administration and public employment service	124.23	-	-	124.23	-	
Total category 0 - Public employment services (PES)		124.23	-	-	124.23	-	
1 - Intensive counselling and job-search assistance							
1							
Total category 1 - Intensive counselling and job-search assistance		-	-	-	-	-	
2 - Training							
2	96 [Component] Integration enterprises -	4.88*	-	4.88*	-	-	1
	99 PROFIJ - Training programme for the integration of youngsters (Azores)	0.28	:	:	:	0.28	
2.1	14 Training grants for workers	1.51	1.51	-	-	-	
	63 Initial training (excluding apprenticeship)	27.47	:	:	:	27.47	
	64 Training for unemployed	30.31	:	:	:	30.31	
	67 Special training for disadvantaged groups	3.43	:	:	:	3.43	2
	103 Intervention for vocational training and employment	0.14	-	-	0.14	-	
2.2	17 Grant-aided additional training for persons who have completed vocational training measures	0.09	0.09	-	-	-	
	21 [Component] Promotion of vocational training and employment to conserve the cultural heritage -	3.40	3.40	-	-	-	
	22 Practical vocational training	36.75	0.36*	0.07	0.00	36.31	
	78 Grant-aided additional training for those who have completed vocational training measures (Madeira)	0.02	0.02	0.00	-	-	
	98 Placement programme (Azores)	0.11	0.11	-	-	-	
	105 Practical vocational training aiming at socio-professional integration	0.57	:	:	:	0.57	
2.3	9 Training/employment schemes for young people, specialists, managers and adults	9.33	9.33	-	-	-	
	20 Vocational training workshops programme	20.86	:	:	:	20.86	
	112 Youth training and employment (Madeira)	0.12	0.08	0.03	0.00	-	
	113 Adult training and employment (Madeira)	0.12	0.08	0.03	0.00	-	
2.4	7 Apprenticeship training for young people	94.15	89.28	2.28	:	2.59	
Total category 2 - Training		233.53*	104.26*	7.30*	0.15	121.82	
Total category 2 - Training (excl. sub-category 2.4)		139.39*	14.98*	5.02*	0.15	119.24	3
3 - Job rotation and job sharing							
3							
Total category 3 - Job rotation and job sharing		-	-	-	-	-	
4 - Employment incentives							
4	96 [Component] Integration enterprises -	4.88*	-	4.88*	-	-	1
	101 Incentives for geographical mobility	n.s.	n.s.	n.s.	n.s.	n.s.	4,5
4.1	23 Subsidies for permanent employment contracts	16.34	-	16.34	-	-	
	24 Local employment initiatives	24.13	-	24.13	-	-	
	29 Job creation for young people through exemptions from compulsory social security contributions	n.s.	n.s.	n.s.	n.s.	n.s.	4,5
	37 Exemption from social security contributions to promote recruitment of long-term unemployed	n.s.	n.s.	n.s.	n.s.	n.s.	4,6
	54 Jobsearch assistance	0.48	0.48	-	-	-	
	62 Salary compensation	n.s.	n.s.	n.s.	n.s.	n.s.	4,6
	80 Local initiatives employment initiatives -ILE (Madeira)	0.58	-	0.58	-	-	
	106 Premium for socio-vocational integration	0.07	-	0.07	-	-	
	107 Employment incentive	0.00	:	:	:	0.00	
Mixed	87 Employment incentives (Açores)	0.10	-	0.10	-	-	
Total category 4 - Employment incentives		46.59*	0.48	46.11*	-	0.00	


B.3.12 Expenditure by type of action (Detailed country tables): Portugal, 1999

Euro (millions)

 Category, measure number and name		18.1	18.2	18.3	18.4	18.5	Notes
		Total	Transfers to individuals	Transfers to employers	Transfers to service providers	Not specified	
5 - Integration of the disabled							
5.1	31	0.85*	-	0.85*	-	-	4,7
	68	2.98	:	:	:	2.98	
	69	0.84	0.84	-	-	-	
	91	0.04	-	0.04	-	-	
	92	0.02	0.02	-	-	-	
5.2	33	3.17	:	:	:	3.17	
5.3	34	5.01	-	-	5.01	-	
	84	0.86	0.40	-	0.47	-	
Total category 5 - Integration of the disabled		13.76*	1.26	0.89*	5.47	6.14	
6 - Direct job creation							
6.1	97	0.17	-	0.17	-	-	
6.2	3	6.88	6.88	-	-	-	
	4	47.18	:	:	:	47.18	
	86	0.01	-	0.01	-	-	
	89	0.28	0.28	-	-	-	
	110	0.55	0.45	0.09	0.00	-	
	111	0.21	0.17	0.04*	0.00	-	
	114	0.69	0.69	-	-	-	
Total category 6 - Direct job creation		55.97	8.47	0.32*	0.01	47.18	
7 - Start-up incentives							
7	21	0.06	0.06	-	-	-	
	25	7.50	7.50	-	-	-	8
	26	4.00	4.00	-	-	-	
	81	0.07	0.07	-	-	-	
	90	0.07	0.07	-	-	-	
	108	0.06	0.06	-	-	-	
Total category 7 - Start-up incentives		11.77	11.77	-	-	-	
8 - Out-of-work income maintenance and support							
8.1	75	502.69	502.69	-	-	-	
	76	217.96	217.96	-	-	-	
8.2	1	0.20	0.20	-	-	-	
8.3	104	n.s.	n.s.	n.s.	n.s.	n.s.	
8.4	109	10.78	10.78	-	-	-	
8.5	61	0.01	0.01	-	-	-	
Total category 8 - Out-of-work income maintenance and support		731.64	731.64	-	-	-	

B.3.12 Expenditure by type of action (Detailed country tables): Portugal, 1999

Euro (millions)


 Category, measure number and name			18.1 Total	18.2 Transfers to individuals	18.3 Transfers to employers	18.4 Transfers to service providers	18.5 Not specified	Notes
9 - Early retirement								
9.2	41	Early retirement for the elderly unemployed	188.17*	188.17*	-	-	-	4,7
	44	Early retirement agreements between workers and employers	n.s.	n.s.	n.s.	n.s.	n.s.	4,6
Total category 9 - Early retirement			188.17*	188.17*	-	-	-	

Notes

- 1 Mixed measure (categories 2 and 4) where the breakdown of expenditure between components is not known. The total expenditure is shown here split equally between the two categories.
- 2 Expenditure relates to disbursements by IEFP only and the ESF contribution is not included (unlike 1998).
- 3 Data on apprenticeship (category 2.4) are not considered comparable between countries so aggregates on training should be considered excluding this sub-category.
- 4 Measures previously managed by the Social Security Institute. In 1999, the responsibility was transferred to the Informatic and Statistical Institute for Solidarity. As a result, data on expenditure are not available for 1999.
- 5 Expenditure not known, but on the evidence of historical data (1997 or earlier) the amounts are assumed to be small compared to overall expenditure.
- 6 Expenditure not known and no historical data are available. In order to facilitate the completion of category totals the amounts are assumed to be small compared to overall expenditure.
- 7 Data refer to 1998.
- 8 Includes expenditure of IEFP and DFRP only. Data from IIES (Informatic and Statistical Institute for Solidarity) are not available (see note 4) and the total expenditure is therefore underestimated.


B.3.13 Expenditure by type of action (Detailed country tables): Suomi/Finland, 1999

Euro (millions)

 Category, measure number and name			18.1	18.2	18.3	18.4	18.5	Notes
			Total	Transfers to individuals	Transfers to employers	Transfers to service providers	Not specified	
0 - Public employment services (PES)								
0	18	Placement services	99.72	-	-	99.72	-	1
	21	Training and vocational information services	7.43	-	-	7.43	-	1
	5	Mobility allowance	1.76	1.76	-	-	-	
Total category 0 - Public employment services (PES)			108.92	1.76	-	107.16	-	
1 - Intensive counselling and job-search assistance								
1	20	Vocational guidance	11.38	-	-	11.38	-	1
Total category 1 - Intensive counselling and job-search assistance			11.38	-	-	11.38	-	
2 - Training								
2.1	17	Support for self-motivated training for long-term unemployed persons	18.33	18.33	-	-	-	
	24	The adult training supplement of the training and redundancy fund	3.42	3.42	-	-	-	
	6	Labour market training	454.40	241.46	-	212.94	-	
2.2	12	Employment subsidy for practical training	6.44	6.44	-	-	-	
	15	Trainee work with labour market support	57.41	57.41	-	-	-	
2.4	7	Apprenticeship for the unemployed	41.52	-	41.52	-	-	2
Total category 2 - Training			581.52	327.06	41.52	212.94	-	
Total category 2 - Training (excl. sub-category 2.4)			540.00	327.06	-	212.94	-	3
3 - Job rotation and job sharing								
3.1	16	Job rotation	43.77	43.77	-	-	-	4
3.2	13	Part-time pay supplement	32.10	32.10	-	-	-	
Total category 3 - Job rotation and job sharing			75.87	75.87	-	-	-	
4 - Employment incentives								
4.1	10	Employment subsidy, private companies	27.94	-	27.94	-	-	
	35	Combined subsidy	98.65	-	98.65	-	-	
Total category 4 - Employment incentives			126.58	-	126.58	-	-	
5 - Integration of the disabled								
5.2	34	Sheltered work	25.87*	-	25.87*	-	-	5
5.3	22	Vocational rehabilitation	16.86	7.38	-	9.48	-	6
	25	Rehabilitation activities of the social insurance institution	44.42	19.49	-	24.93	-	6
	26	Rehabilitation activities of the employment pension scheme	17.24	14.42	-	2.81	-	6
	27	Rehabilitation activities of the accident and traffic insurance	9.33*	:	:	:	9.33	6
Total category 5 - Integration of the disabled			113.72*	41.29	25.87*	37.22	9.33	
6 - Direct job creation								
6.2	8	Temporary government employment	107.70	-	107.70	-	-	
	9	Employment subsidy, municipalities	111.44	-	111.44	-	-	
Total category 6 - Direct job creation			219.15	-	219.15	-	-	
7 - Start-up incentives								
7	11	Start-up grant	17.26	17.26	-	-	-	
Total category 7 - Start-up incentives			17.26	17.26	-	-	-	

B.3.13 Expenditure by type of action (Detailed country tables): Suomi/Finland, 1999

Euro (millions)


 Category, measure number and name		18.1	18.2	18.3	18.4	18.5	Notes
		Total	Transfers to individuals	Transfers to employers	Transfers to service providers	Not specified	
8 - Out-of-work income maintenance and support							
8.1	1	Earnings-related unemployment allowance	1,276.28	1,276.28	-	-	-
	2	Basic unemployment allowance	76.53	76.53	-	-	-
	4	Labour market support (passive component)	723.97	723.97	-	-	- 7
8.2	30	Earnings related adjusted unemployment allowance as partial unemployment benefit	3.45	3.45	-	-	-
	32	Adjusted basic unemployment allowance or labour market support as partial unemployment benefit	0.07	0.07	-	-	-
8.3	31	Earnings related adjusted unemployment allowance as part-time unemployment benefit	131.27	131.27	-	-	-
	33	Adjusted basic unemployment allowance or labour market support as part-time unemployment benefit	46.24	46.24	-	-	-
8.4	23	Redundancy payment	14.01	14.01	-	-	-
8.5	28	Pay security	11.75	11.75	-	-	- 8
Total category 8 - Out-of-work income maintenance and support		2,283.56	2,283.56	-	-	-	
9 - Early retirement							
9.2	3	Unemployment pension	562.59	562.59	-	-	-
Total category 9 - Early retirement		562.59	562.59	-	-	-	

Notes

- 1 Expenditure refers to the operational costs of the activity within the overall function of the PES. The breakdown is derived from a system monitoring working time in each of the different activities of the PES.
- 2 Expenditure includes only subsidies paid by the Ministry of Labour to facilitate the recruitment of unemployed persons as apprentices
- 3 Data on apprenticeship (category 2.4) are not considered comparable between countries so aggregates on training should be considered excluding this sub-category.
- 4 Expenditure refers to persons on leave and includes both income support (70% of unemployment benefit entitlement) and training supplements where appropriate.
- 5 Data represent a rough estimate of public funding for sheltered workshops. Income from business activity, which accounts for more than half of revenue, is excluded.
- 6 Expenditure includes rehabilitation allowances and the costs of different rehabilitation activities. Vocational rehabilitation is estimated to be 1/3 of the total cost of rehabilitation (medical and vocational).
- 7 Passive (income support) payments only. Labour market support payments made to people in active measures are shown under the appropriate measure.
- 8 Net public expenditure (disbursements minus repayments to the state).


B.3.14 Expenditure by type of action (Detailed country tables): Sverige, 1999

Euro (millions)

 Category, measure number and name		18.1 Total	18.2 Transfers to individuals	18.3 Transfers to employers	18.4 Transfers to service providers	18.5 Not specified	Notes
0 - Public employment services (PES)							
0	19 Placement service	223.67*	-	-	223.67*	-	1
	20 Vocational guidance service	103.33*	-	-	103.33*	-	1
Total category 0 - Public employment services (PES)		326.99*	-	-	326.99*	-	
1 - Intensive counselling and job-search assistance							
1	14 Vocational rehabilitation (AMI)	154.93*	65.67	-	89.26*	-	1
Total category 1 - Intensive counselling and job-search assistance		154.93*	65.67	-	89.26*	-	
2 - Training							
2.1	1 Employment training within the regular education system	51.04	51.04	-	-	-	
	2 Labour market training outside the regular system	889.90	457.08	-	432.81	-	
	6 Computer centres/activity centres	95.16	84.16	-	11.00	-	2
	11 On-the-job training	7.37	-	7.37	-	-	
	22 Study allowance for the unemployed (SVUXA)	117.73	117.73	-	-	-	
	32 Swedish national IT training programme (SwIT)	89.15	37.32	-	51.83*	-	3
	39 Adult education initiative	375.99	-	-	375.99	-	2
	41 [Component] Special training grant (UBS) - Unemployed	522.94	522.94	-	-	-	
2.2	3 International practice scholarship	3.52	3.18	:	:	0.34	
2.3	25 Project work	6.81	6.81	-	-	-	
Total category 2 - Training		2,159.60	1,280.25	7.37	871.64*	0.34	
Total category 2 - Training (excl. sub-category 2.4)		2,159.60	1,280.25	7.37	871.64*	0.34	4
3 - Job rotation and job sharing							
3.1	41 [Component] Special training grant (UBS) - Employees with replacement	145.85	145.85	-	-	-	
Total category 3 - Job rotation and job sharing		145.85	145.85	-	-	-	
4 - Employment incentives							
4.1	15 Mobility allowance	31.42	31.42	-	-	-	5
	7 Municipal youth programme	27.67	-	-	27.67	-	
	31 Development guarantee for young persons	47.86	25.52	-	22.34	-	
	33 Individual hiring support	99.92	-	99.92	-	-	
	35 Workplacement scheme	468.77	453.68	15.08	-	-	
	36 General recruitment incentive	0.68	-	0.68	-	-	
	37 Extended recruitment incentive	0.79	-	0.79	-	-	
Total category 4 - Employment incentives		677.12	510.62	116.48	50.02	-	
5 - Integration of the disabled							
5.1	12 Wage subsidies	653.42	-	653.42	-	-	
	38 Supported employment programme (SIUS)	4.88	-	-	4.88	-	6
	40 Workplace adjustment grants	16.67	11.57*	5.10*	-	-	
5.2	13 Public sheltered employment (OSA)	77.92	-	77.92	-	-	
	21 Samhall	483.40	-	483.40	-	-	
Total category 5 - Integration of the disabled		1,236.28	11.57*	1,219.84*	4.88	-	
6 - Direct job creation							
6.2	8 Resource work	48.32	-	48.32	-	-	
	10 Temporary public employment for older unemployed (OTA)	125.90	123.29	2.61	-	-	
Total category 6 - Direct job creation		174.21	123.29	50.93	-	-	
7 - Start-up incentives							
7	9 Start-up grants	154.71	148.69	-	6.01	-	
Total category 7 - Start-up incentives		154.71	148.69	-	6.01	-	

B.3.14 Expenditure by type of action (Detailed country tables): Sverige, 1999

Euro (millions)


 Category, measure number and name	18.1 Total	18.2 Transfers to individuals	18.3 Transfers to employers	18.4 Transfers to service providers	18.5 Not specified	Notes
8 - Out-of-work income maintenance and support						
8.5 30 Wage guarantee	108.20	108.20	-	-	-	
Mixed 16 Unemployment insurance and Basic insurance	3,635.02	3,635.02	-	-	-	7
Total category 8 - Out-of-work income maintenance and support	3,743.22	3,743.22	-	-	-	
9 - Early retirement						
9.1 34 Change of generations	10.66	10.66	-	-	-	
9.2 29 Occasional resignation compensation	202.46	202.46	-	-	-	
Total category 9 - Early retirement	213.12	213.12	-	-	-	

Notes

- 1 Estimate derived by taking the number of staff employed in the activity at the AMI multiplied by their average wage cost per year
- 2 Measure provides IT training for the unemployed and for persons in employment but needing to improve their IT skills. Expenditure here refers to training allowances for the unemployed only and 75% of the total course costs (programme target is for at least 75% of participants to be unemployed).
- 3 Transfers to service providers refer to investments made in relation to the measure and salaries.
- 4 Data on apprenticeship (category 2.4) are not considered comparable between countries so aggregates on training should be considered excluding this sub-category. Here category 2.4 is not reported so the total for training is not affected.
- 5 Expenditure includes some payments for travelling to interview, which are normally considered under category 1.
- 6 Expenditure refers only to wage and travel costs for mentors/counsellors. Participants may also receive activity support allowances which are included under measures S-14 and S-35.
- 7 Expenditure covers benefits for both full and part-time unemployed.


B.3.15 Expenditure by type of action (Detailed country tables): United Kingdom, 1999

Euro (millions)

 Category, measure number and name		18.1 Total	18.2 Transfers to individuals	18.3 Transfers to employers	18.4 Transfers to service providers	18.5 Not specified	Notes
0 - Public employment services (PES)							
0	9 Job placing - Employment service placing and advisory functions	378.72*	-	-	378.72*	-	
Total category 0 - Public employment services (PES)		378.72*	-	-	378.72*	-	
1 - Intensive counselling and job-search assistance							
1	1 [Component] New Deal for 18-24 - Gateway & Follow-through	168.42*	-	-	168.42*	-	
	10 New Deal for Partners of Unemployed People (NDPU)	7.57	-	-	7.57	-	
	8 Jobseeker's allowance (JSA) - Interviews	-	-	-	-	-	1
	14 Travel to interview scheme	1.51	1.51	-	-	-	
	16 Work trials	0.45	:	:	:	0.45	
	20 Jobfinder/Jobfinder Plus	7.35*	-	-	7.35*	-	
	22 Programme centres (plus other jobsearch provision: Jobclub, Jobplan)	49.99	-	-	49.99	-	
	23 PACTS - Placing assessment and counselling teams	-	-	-	-	-	1
Total category 1 - Intensive counselling and job-search assistance		235.31*	1.51	-	233.34*	0.45	2
2 - Training							
2.1	1 [Component] New Deal for 18-24 - Education and training option	124.96*	60.17*	-	64.81*	-	
2.3	4 Work-based learning for adults (WBLA)	502.94	:	:	:	502.94	
2.4	5 Work-based training for young people (WBTP)	1,455.79	-	-	1,455.79	-	
Total category 2 - Training		2,083.69*	60.17*	-	1,520.60*	502.94	2
Total category 2 - Training (excl. sub-category 2.4)		627.90*	60.17*	-	64.81*	502.94	2,3
3 - Job rotation and job sharing							
3							
Total category 3 - Job rotation and job sharing		-	-	-	-	-	
4 - Employment incentives							
4.1	1 [Component] New Deal for 18-24 - Employment option	69.24*	-	63.78*	5.47*	-	
	29 Jobfinder's grant	6.06	6.06	-	-	-	
Total category 4 - Employment incentives		75.30*	6.06	63.78*	5.47*	-	2
5 - Integration of the disabled							
5	24 Employment rehabilitation (Work preparation)	15.15	-	-	15.15	-	
5.1	31 Access to work	36.36	:	:	:	36.36	
	32 Job introduction scheme (JIS)	1.51	-	1.51	-	-	
5.3	12 New Deal for Disabled People (NDDP)	30.30	:	:	:	30.30	
Mixed	33 Supported employment (including Remploi)	237.84	-	237.84	-	-	
Total category 5 - Integration of the disabled		321.15	-	239.35	15.15	66.65	
6 - Direct job creation							
6.2	1 [Component] New Deal for 18-24 - Voluntary sector & Environment Task Force options	185.45*	52.38*	61.28*	71.79*	-	
Total category 6 - Direct job creation		185.45*	52.38*	61.28*	71.79*	-	2
7 - Start-up incentives							
7	36 Youth enterprise initiative (YEI)	6.06	6.06	-	-	-	
Total category 7 - Start-up incentives		6.06	6.06	-	-	-	
8 - Out-of-work income maintenance and support							
8.1	3 Jobseeker's allowance (JSA): payments	7,589.52	7,589.52	-	-	-	4
Total category 8 - Out-of-work income maintenance and support		7,589.52	7,589.52	-	-	-	
9 - Early retirement							
9							
Total category 9 - Early retirement		-	-	-	-	-	

B.3.15 Expenditure by type of action (Detailed country tables): United Kingdom, 1999

Euro (millions)


 Category, measure number and name	18.1 Total	18.2 Transfers to individuals	18.3 Transfers to employers	18.4 Transfers to service providers	18.5 Not specified	Notes
Mixed measures						
Mixed 2 New Deal for 25 years old and over	136.34	:	:	:	136.34	5
11 New Deal for Lone Parents (NDLP)	60.59	:	:	:	60.59	6
37 New Deal 50+	7.57	:	:	:	7.57	6
35 Employment zones	4.54	:	:	:	4.54	7
Total category - Mixed measures	209.05	-	-	-	209.05	

Notes

- 1 The measure refers to an activity carried out by PES staff and the expenditure is included in category 0.
- 2 Category total understated because of mixed measures where expenditure cannot be broken down between components.
- 3 Data on apprenticeship (category 2.4) are not considered comparable between countries so aggregates on training should be considered excluding this sub-category.
- 4 Expenditure refers to Great Britain (i.e. excludes Northern Ireland) and is not consistent with data on participants, which refer to the whole of the UK.
- 5 Mixed measure including actions in categories 1,2 and 4. The breakdown of expenditure between categories is not known.
- 6 Mixed measure including actions in categories 1 and 4. The breakdown of expenditure between categories is not known.
- 7 Mixed measure including actions in categories 1, 2 and 6. The breakdown of expenditure between categories is not known.


B.3.16 Expenditure by type of action (Detailed country tables): Norway, 1999

Euro (millions)

 Category, measure number and name		18.1 Total	18.2 Transfers to individuals	18.3 Transfers to employers	18.4 Transfers to service providers	18.5 Not specified	Notes
0 - Public employment services (PES)							
0	2	Job placement services	:	:	:	:	:
	3	Vocational guidance	:	:	:	:	:
Total category 0 - Public employment services (PES)		:	:	:	:	:	:
1 - Intensive counselling and job-search assistance							
1	4	Job clubs	1.42	1.42	-	-	-
Total category 1 - Intensive counselling and job-search assistance		1.42	1.42	-	-	-	
2 - Training							
2.1	7	Labour Market Training (AMO)	86.75	21.90	-	64.85	-
2.2	8	Traineeship/sponsorship scheme	12.25	:	:	:	12.25
	9	In-house training (BIO)	1.54	-	1.54	-	-
2.4	10	Apprentices in government agencies	0.91	0.91	-	-	-
Total category 2 - Training		101.45	22.81	1.54	64.85	12.25	
Total category 2 - Training (excl. sub-category 2.4)		100.54	21.90	1.54	64.85	12.25	1
3 - Job rotation and job sharing							
3.1	12	Temporary substitute places	2.04	-	2.04	-	-
Total category 3 - Job rotation and job sharing		2.04	-	2.04	-	-	
4 - Employment incentives							
4.1	5	Mobility promoting grants	1.68	1.68	-	-	-
	6	Wage subsidies to employers	39.20	-	39.20	-	-
Total category 4 - Employment incentives		40.88	1.68	39.20	-	-	
5 - Integration of the disabled							
5.1	13	In-house rehabilitation (BIA)	7.62	-	7.62	-	-
	18	Integration subsidies	1.35	-	1.35	-	-
	19	Supported employment (AB)	12.19	-	12.19	-	-
	23	Sheltered workshops (AMB) phase 1	9.57	-	9.57	-	-
5.2	15	Preparatory job training (AFT)	20.70	-	20.70	-	-
	20	Sheltered workshops (AMB) phase 3	32.39	-	32.39	-	-
	24	Sheltered workshops (AMB) phase 2	59.09	-	59.09	-	-
5.3	14	Public sector employment for the occupationally disabled	35.76	-	35.76	-	-
	16	Job training groups (ATG)	3.20	:	:	:	3.20
	21	Practice in regular places of work	103.08	103.08	-	-	-
	22	Education in regular schools	455.44	455.44	-	-	-
Total category 5 - Integration of the disabled		740.39	558.51	178.68	-	3.20	
6 - Direct job creation							
6.2	11	Temporary public employment (KAJA)	0.01	-	0.01	-	-
Total category 6 - Direct job creation		0.01	-	0.01	-	-	
7 - Start-up incentives							
7	25	Start your own business	4.33	4.33	-	-	-
Total category 7 - Start-up incentives		4.33	4.33	-	-	-	
8 - Out-of-work income maintenance and support							
8.1	1	[Component] Unemployment benefits - Unemployment insurance	655.99	655.99	-	-	-
	17	Special rehabilitation measure (SPA)	11.95	10.46	1.49	-	-
8.5	1	[Component] Unemployment benefits - Bankruptcy compensation	16.57	16.57	-	-	-
Total category 8 - Out-of-work income maintenance and support		684.50	683.02	1.49	-	-	

B.3.16 Expenditure by type of action (Detailed country tables): Norway, 1999

Euro (millions)

 Category, measure number and name	18.1 Total	18.2 Transfers to individuals	18.3 Transfers to employers	18.4 Transfers to service providers	18.5 Not specified	Notes
9 - Early retirement 9						
Total category 9 - Early retirement	-	-	-	-	-	-

Notes


1 Data on apprenticeship (category 2.4) are not considered comparable between countries so aggregates on training should be considered excluding this sub-category.

C PARTICIPANTS

C.1 Stocks by type of action, 1999

C.1.1 Stocks by category

i. Categories 2-7^{1,2}

		<i>Number of participants</i>																
		B	DK	D ³	EL	E	F	IRL	I	L	NL	A	P	FIN	S	UK ⁴	EU-15	NO
2	Training (excl. sub-category 2.4)	64,726	44,668	519,016	83,006	21,084	:	22,109	:	:	:	:	:	51,832	270,026	53,829	:	6,636
3	Job rotation and job sharing	90,348	96	-	-	19,397	-	-	-	-	205	153	-	10,628	15,424	-	136,251	118
4	Employment incentives	104,310	34,346	129,567	47,106	1,841,354	684,832	33,588	:	:	116,954	:	:	13,966	61,764	11,769	:	3,041
5	Integration of the disabled	24,969	45,065	150,491	7,909	95,360	:	4,645	10,535	:	90,550	:	:	9,454	83,037	:	:	33,341
6	Direct job creation	111,513	5,244	429,745	-	:	485,951	36,143	145,797	:	84,819	:	:	20,067	10,723	17,049	:	1
7	Start-up incentives	242	3,109	43,508	12,903	:	:	5,681	:	:	-	465	:	2,155	10,813	:	:	293
Total categories 2-7		396,108	132,528	1,272,327	150,924	:	:	102,166	:	:	:	:	:	108,102	451,787	:	:	43,430
2.4 Special support for apprenticeship		-	-	164,697	7,587	-	350,268	2,042	280,704	:	162,000	:	4,600	8,433	-	289,775	:	36

19


1 Some of these values may be estimated (or include estimated values) or be subject to relevant comments. Data for IRL include one or more values for 1998. Refer to the detailed country tables in section C.3.

2 Data for sub-category 2.4 are considered to be non-comparable between countries and are therefore treated separately (see section A.2).

3 In Germany the Immediate Action Programme to counter youth unemployment includes actions from more than one category but a breakdown of participants by category is not currently available. Totals for categories 2-7 are therefore understated by up to 86591 participants. Moreover, the totals by category are inconsistent with those for expenditure because the amounts spent on the different actions for this measure are known and have been allocated by category. See tables B.3.3 and C.3.3 for details.

4 The UK system includes several mixed measures with actions from more than one category and where a breakdown of participants by category is not available. Totals for categories 2-7 are therefore understated by up to 142180 participants.

ii. Categories 8-9¹


		<i>Number of participants</i>																
		B	DK	D	EL	E	F	IRL	I	L	NL	A	P	FIN	S	UK	EU-15	NO
8	Out-of-work income maintenance and support	546,629	165,608	3,480,932	188,239	1,051,800	2,315,634	177,971	:	:	694,000	213,083	:	320,579	341,003	1,307,786	:	58,904
9	Early retirement	119,605	89,007	18,935	-	:	213,964	11,664	:	:	-	14,978	:	48,014	15,434	-	:	-
Total categories 8-9		666,234	254,615	3,499,867	188,239	:	2,529,598	189,635	:	:	694,000	228,061	:	368,593	356,437	1,307,786	:	58,904

1 Some of these values may be estimated (or include estimated values) or be subject to relevant comments. Refer to the detailed country tables in section C.3.

C.1.2 Share of stocks by category

i. Categories 2-7¹


% total stock in categories 2-7

 eurostat	B	DK	D	EL	E	F	IRL	I	L	NL	A	P	FIN	S	UK	EU-15	NO
2 Training (excl. sub-category 2.4)	16.3	33.7	40.8	55.0	:	:	21.6	:	:	:	:	:	47.9	59.8	:	:	15.3
3 Job rotation and job sharing	22.8	0.1	-	-	:	:	-	:	:	:	:	:	9.8	3.4	:	:	0.3
4 Employment incentives	26.3	25.9	10.2	31.2	:	:	32.9	:	:	:	:	:	12.9	13.7	:	:	7.0
5 Integration of the disabled	6.3	34.0	11.8	5.2	:	:	4.5	:	:	:	:	:	8.7	18.4	:	:	76.8
6 Direct job creation	28.2	4.0	33.8	-	:	:	35.4	:	:	:	:	:	18.6	2.4	:	:	0.0
7 Start-up incentives	0.1	2.3	3.4	8.5	:	:	5.6	:	:	:	:	:	2.0	2.4	:	:	0.7
Total categories 2-7	100.0	100.0	100.0	100.0	:	:	100.0	:	:	:	:	:	100.0	100.0	:	:	100.0

¹ Refer to footnotes to table C.1.1.i for comments on data by category and/or by country.

ii. Categories 8-9¹

% total stock in categories 8-9


 eurostat	B	DK	D	EL	E	F	IRL	I	L	NL	A	P	FIN	S	UK	EU-15	NO
8 Out-of-work income maintenance and support	82.0	65.0	99.5	100.0	:	91.5	93.8	:	:	100.0	93.4	:	87.0	95.7	100.0	:	100.0
9 Early retirement	18.0	35.0	0.5	-	:	8.5	6.2	:	:	-	6.6	:	13.0	4.3	-	:	-
Total categories 8-9	100.0	100.0	100.0	100.0	:	100.0	100.0	:	:	100.0	100.0	:	100.0	100.0	100.0	:	100.0

¹ Refer to footnotes to table C.1.1.ii for comments on data by category and/or by country

C.2 Entrants by type of action, 1999

C.2.1 Entrants by category

i. Categories 2-7^{1,2}

		<i>Number of participants</i>																
		B	DK	D ³	EL	E	F	IRL	I	L	NL	A	P	FIN	S	UK ⁴	EU-15	NO
2	Training (excl. sub-category 2.4)	:	127,965	1,154,204	:	400,367	810,700	:	:	:	:	:	32,439	158,150	:	141,200	:	28,953
3	Job rotation and job sharing	:	3	-	-	15,754	-	-	-	-	-	:	:	-	18,025	:	-	94
4	Employment incentives	:	86,699	285,961	:	842,020	639,280	:	:	1,603	:	73,097	:	26,471	:	33,600	:	:
5	Integration of the disabled	:	:	141,079	:	31,803	:	:	:	737	5,550	30,120	:	:	:	:	:	24,514
6	Direct job creation	:	6,864	503,519	-	265,813	676,898	50,721	:	:	:	7,618	29,693	38,438	6,513	36,000	:	4
7	Start-up incentives	:	781	98,114	:	36,571	43,281	:	:	14	-	709	3,985	4,548	15,730	:	:	722
Total categories 2-7		:	2,182,877		:	1,592,328		:	:	:	:	:	:	:	:	:	:	:
2.4 Special support for apprenticeship		-	-	190,949	:	-	228,426	:	:	1,577	:	22,344	10,103	6,628	-	258,400	:	10


¹ Some of these values may be estimated (or include estimated values) or be subject to relevant comments. Refer to the detailed country tables in section C.3.

² Data for sub-category 2.4 are considered to be non-comparable between countries and are therefore treated separately (see section A.2).

³ In Germany the Immediate Action Programme to counter youth unemployment includes actions from more than one category but a breakdown of participants by category is not available. Totals for categories 2-7 are therefore understated by up to 219072 participants. Moreover, the totals by category are not consistent with those for expenditure because the amounts spent on the different actions for this measure are known and have been allocated by category. See tables B.3.3 and C.3.3 for details.

⁴ The UK system includes several mixed measures with actions from more than one category and where a breakdown of participants by category is not available. Totals for categories 2-7 are therefore understated by up to 233780 participants.


ii. Categories 8-9¹

		<i>Number of participants</i>																
		B	DK	D	EL	E	F	IRL	I	L	NL	A	P	FIN	S	UK	EU-15	NO
8	Out-of-work income maintenance and support	:	485,363	:	:	2,993,451	:	:	:	:	:	:	:	755,365	721,124	3,098,872	:	:
9	Early retirement	:	:	16,075	-	:	67,817	:	:	:	-	:	:	12,089	:	-	:	-
Total categories 8-9		:	:	:	:	:	:	:	:	:	:	:	:	767,454	:	3,098,872	:	:

¹ Some of these values may be estimated (or include estimated values) or be subject to relevant comments. Refer to the detailed country tables in section C.3.


C.2.2 Share of entrants by category

i. Categories 1-7¹

		<i>% total stock in categories 2-7</i>																
		B	DK	D	EL	E	F	IRL	I	L	NL	A	P	FIN	S	UK	EU-15	NO
2	Training (excl. sub-category 2.4)	:	:	52.9	:	25.1	:	:	:	:	:	:	:	:	:	:	:	:
3	Job rotation and job sharing	:	:	-	:	1.0	:	:	:	:	:	:	:	:	:	:	:	:
4	Employment incentives	:	:	13.1	:	52.9	:	:	:	:	:	:	:	:	:	:	:	:
5	Integration of the disabled	:	:	6.5	:	2.0	:	:	:	:	:	:	:	:	:	:	:	:
6	Direct job creation	:	:	23.1	:	16.7	:	:	:	:	:	:	:	:	:	:	:	:
7	Start-up incentives	:	:	4.5	:	2.3	:	:	:	:	:	:	:	:	:	:	:	:
Total categories 2-7		:	:	100.0	:	100.0	:	:	:	:	:	:	:	:	:	:	:	:


¹ Refer to footnotes to table C.2.1.i for comments on data by category and/or by country.

ii. Categories 8-9¹


		<i>% total stock in categories 2-7</i>																
		B	DK	D	EL	E	F	IRL	I	L	NL	A	P	FIN	S	UK	EU-15	NO
8	Out-of-work income maintenance and support	:	:	:	:	:	:	:	:	:	:	:	:	98.4	:	100.0	:	:
9	Early retirement	:	:	:	:	:	:	:	:	:	:	:	:	1.6	:	-	:	:
Total categories 8-9		:	:	:	:	:	:	:	:	:	:	:	:	100.0	:	100.0	:	:

¹ Refer to footnotes to table C.2.1.ii for comments on data by category and/or by country.


C.3.1 Stock, entrants and exits by sex and age and by type of action (Detailed country tables): Belgique/België, 1999

 Category, measure number and name			Men and women						Women			Notes
			Total			Under 25s			Total			
			Stock	Entrants	Exits	Stock	Entrants	Exits	Stock	Entrants	Exits	
0 - Public employment services (PES)												
0	1	Public employment services (Fed, RF, RW, RB)	507,626	:	:	:	:	:	282,942	:	:	1
Total category 0 - Public employment services (PES)			507,626	:	:	:	:	:	282,942	:	:	
1 - Intensive counselling and job-search assistance												
1	2	Support plan for the unemployed (RF, RW, RB)	9,483	:	:	:	:	:	:	:	:	
	12	Vocational integration (RW, RB)	83,092	:	:	83,092*	:	:	:	:	:	
	25	Active jobsearch workshop (RW, RB, RF)	573	:	:	:	:	:	:	:	:	
	30	Regional employment missions (RW)	n.s.	n.s.	n.s.	n.s.	n.s.	n.s.	n.s.	n.s.	n.s.	
Total category 1 - Intensive counselling and job-search assistance			93,148	:	:	:	:	:	:	:	:	
2 - Training												
2.1	3	Encouraging the unemployed to resume studying (Fed)	10,313	:	:	:	:	:	6,358	:	:	
	40	Vocational training (RF)	10,093	:	34,675	3,257	:	10,927	5,496	:	18,842	
	41	Vocational training (RW)	5,875	:	:	:	:	:	2,227	:	:	
	42	Vocational training (RB)	1,976	:	:	:	:	:	1,063	:	:	
	43	Vocational training (Fed)	-	-	-	-	-	-	-	-	-	2
2.2	7	Support for the creation, extension and restructuring of enterprises (RW, RB)	n.s.	n.s.	n.s.	n.s.	n.s.	n.s.	n.s.	n.s.	n.s.	
	13	Training and integration contract (RW)	4,600	:	:	:	:	:	1,188	:	:	
	29	Tutorial (RB)	7	6	7	6	:	:	1	:	:	
2.3	8	Alternance training (Fed)	19,857	:	:	19,857*	:	:	5,687	:	:	
	9	Alternance training and springboard projects (CFI)	10,355	:	:	10,355*	:	:	3,033	:	:	
	10	Alternance training (RW)	1,650	:	:	1,650*	:	:	:	:	:	
	11	Apprenticeship islands (RF)	n.s.	n.s.	n.s.	n.s.	n.s.	n.s.	n.s.	n.s.	n.s.	
Total category 2 - Training			64,726	:	:	:	:	:	:	:	:	
Total category 2 - Training (excl. sub-category 2.4)			64,726	:	:	:	:	:	:	:	:	3
3 - Job rotation and job sharing												
3.1	32	Promoting reintegration of the unemployed through redistribution of work (RF)	1,778	:	:	:	:	:	1,338	:	:	
Mixed	15	Career break (Fed, RF)	88,570	:	:	:	:	:	76,088	:	:	
Total category 3 - Job rotation and job sharing			90,348	:	:	:	:	:	77,426	:	:	

C.3.1 Stock, entrants and exits by sex and age and by type of action (Detailed country tables): Belgique/België, 1999

 Category, measure number and name		Men and women						Women			Notes	
		Total			Under 25s			Total				
		Stock	Entrants	Exits	Stock	Entrants	Exits	Stock	Entrants	Exits		
4 - Employment incentives												
4	39	Part-time workers receiving income guarantee allowance	34,467	:	:	:	:	:	26,027	:	:	
4.1	16	Recruitment subsidy (RB)	199	171	:	:	95	82*	81	70	:	
	17	Recruitment of unemployed persons by SMEs (RW, RB)	566	:	:	:	:	:	178	:	:	
	22	Plan +1, +2, +3 (Fed)	28,172	:	:	:	:	:	11,559	:	:	
	23	Recruitment benefits (Fed)	33,103	:	:	:	:	:	14,531	:	:	
	24	Employment agreements (Fed)	5,689	:	:	:	:	:	1,680	:	:	
	26	Relocation allowances for the unemployed (RB)	1	:	:	:	:	:	-	:	:	4
	28	Transition-to-work subsidy (RB)	76	70	:	:	:	:	31	29	:	
	35	Traineeships for young people (Fed)	2,037	:	:	:	:	:	759	:	:	
Total category 4 - Employment incentives			104,310	:	:	:	:	:	54,846	:	:	
5 - Integration of the disabled												
5	36	Work and rehabilitation for disabled persons (RF, RW, RB)	24,969	:	:	:	:	:	:	:	:	
Total category 5 - Integration of the disabled			24,969	:	:	:	:	:	:	:	:	
6 - Direct job creation												
6.1	14	Third working circuit (RF, RW, RB)	19,832	:	:	:	:	:	:	:	:	
	18	Subsidised contractors (RF, RW, RB)	64,090	:	:	:	:	:	38,386	:	:	
	19	Promoting employment in the non-market sector - FBI (Fed, RF, RW, RB)	4,730	:	:	:	:	:	3,575	:	:	
6.2	21	Local employment agencies (Fed)	16,416	:	:	:	:	:	14,658	:	:	
	27	Transition-to-work scheme (RF)	6,445	:	:	:	:	:	3,194	:	:	
Total category 6 - Direct job creation			111,513	:	:	:	:	:	:	:	:	
7 - Start-up incentives												
7	34	Loans for unemployed persons (Fed)	242	:	:	:	:	:	110	:	:	5
Total category 7 - Start-up incentives			242	:	:	:	:	:	110	:	:	
8 - Out-of-work income maintenance and support												
8.1	37	[Component] Unemployment benefit (Fed) - Full UB	507,185	:	:	59,067	:	:	277,479	:	:	
8.2	37	[Component] Unemployment benefit (Fed) - Partial UB	39,444	:	:	3,667	:	:	8,488	:	:	
8.5	37	[Component] Unemployment benefit (Fed) - Bankruptcy compensation	n.r.	22,948	22,948	n.r.	:	:	n.r.	:	:	
Total category 8 - Out-of-work income maintenance and support			546,629	:	:	62,734	:	:	285,967	:	:	


C.3.1 Stock, entrants and exits by sex and age and by type of action (Detailed country tables): Belgique/België, 1999

 Category, measure number and name	Men and women						Women			Notes
	Total			Under 25s			Total			
	Stock	Entrants	Exits	Stock	Entrants	Exits	Stock	Entrants	Exits	
9 - Early retirement										
9.1 38 Early retirement by collective agreement (Fed)	119,605	:	:	-	-	-	13,204	:	:	6
Total category 9 - Early retirement	119,605	:	:	-	-	-	13,204	:	:	


Notes

- 1 Data refer to unemployed jobseekers.
- 2 The number of participants is not known but all of them would be double-counted with measures B-40 to B-42 and therefore would not affect the category total.
- 3 Data on apprenticeship (category 2.4) are not considered comparable between countries so aggregates on training should be considered excluding this sub-category. Here category 2.4 is not reported so the total for training is not affected.
- 4 One-year pilot program (1998). One individual was still participating in 1999.
- 5 Stock: year-end figures.
- 6 Around 35% of those taking early retirement through this measure are replaced by an unemployed person.

C.3.2 Stock, entrants and exits by sex and age and by type of action (Detailed country tables): Denmark, 1999

 Category, measure number and name			Men and women						Women			Notes
			Total			Under 25s			Total			
			Stock	Entrants	Exits	Stock	Entrants	Exits	Stock	Entrants	Exits	
0 - Public employment services (PES)												
0	5	Public employment service	287,020	:	:	:	:	:	:	:	:	
Total category 0 - Public employment services (PES)			287,020	:	:	:	:	:	:	:	:	
1 - Intensive counselling and job-search assistance												
1	9	Specially arranged activation	6,515	41,794	40,483	1,494	12,187	11,666	3,108	16,136	15,555	
	17	Educational and vocational guidance	1,361	6,544	5,442	706	3,476	2,931	647	3,027	2,523	
Total category 1 - Intensive counselling and job-search assistance			7,876	48,338	45,925	2,200	15,663	14,597	3,755	19,163	18,078	
2 - Training												
2.1	8	Education and training	39,712	121,173	110,004	3,293	10,626	9,646	26,399	76,523	68,428	
	16	Training leave from unemployment	4,795	6,491	15,032	-	2	4	3,691	4,896	11,360	
	19	Adult and supplementary training	161	301	269	-	-	-	105	182	153	
Total category 2 - Training			44,668	127,965	125,305	3,293	10,628	9,650	30,195	81,601	79,941	
Total category 2 - Training (excl. sub-category 2.4)			44,668	127,965	125,305	3,293	10,628	9,650	30,195	81,601	79,941	
3 - Job rotation and job sharing												
3.1	14	Sabbatical leave	96	3	513	-	-	-	65	3	348	
Total category 3 - Job rotation and job sharing			96	3	513	-	-	-	65	3	348	
4 - Employment incentives												
4.1	6	Job training	16,198	35,525	34,410	1,442	4,383	3,919	9,265	19,827	18,996	
	7	Individual job training	18,148	51,174	50,288	5,249	19,566	18,971	8,523	22,373	22,027	
Total category 4 - Employment incentives			34,346	86,699	84,698	6,691	23,949	22,890	17,788	42,200	41,023	
5 - Integration of the disabled												
5	30	Support of disabled	n.s.	n.s.	n.s.	n.s.	n.s.	n.s.	n.s.	n.s.	n.s.	
5.2	21	Flex jobs	5,600*	:	:	:	:	:	:	:	:	
	22	Light jobs	4,800*	:	:	:	:	:	:	:	:	
5.3	20	Rehabilitation	23,218	:	:	:	:	:	:	:	:	
	28	Pre-rehabilitation	11,447	:	:	:	:	:	:	:	:	
	29	Unemployment allowance	n.s.	n.s.	n.s.	n.s.	n.s.	n.s.	n.s.	n.s.	n.s.	
Total category 5 - Integration of the disabled			45,065*	:	:	:	:	:	:	:	:	
6 - Direct job creation												
6.2	11	Pool jobs	4,887	6,117	7,380	47	130	73	3,069	3,999	4,724	
	10	Voluntary not paid activities	357	747	760	77	202	205	182	359	374	
Total category 6 - Direct job creation			5,244	6,864	8,140	124	332	278	3,251	4,358	5,098	

C.3.2 Stock, entrants and exits by sex and age and by type of action (Detailed country tables): Denmark, 1999

 Category, measure number and name				Men and women						Women			Notes
				Total			Under 25s			Total			
				Stock	Entrants	Exits	Stock	Entrants	Exits	Stock	Entrants	Exits	
7 - Start-up incentives													
7	12	Enterprise allowance (insured unemployed)	2,688	682	3,577	8	1	9	1,206	361	1,513		
	13	Enterprise allowance (social assistance recipients)	421	99	484	1	1	4	112	29	128		
Total category 7 - Start-up incentives				3,109	781	4,061	9	2	13	1,318	390	1,641	
8 - Out-of-work income maintenance and support													
8.1	2	Social assistance (unemployment)	21,374	78,087	83,197	5,928	34,041	34,558	9,837	35,140	36,984		
8.5	25	Wage earners guarantee fund	n.r.	12,705	12,705	n.r.	:	:	n.r.	:	:		
Mixed	1	Unemployment Insurance	144,234	394,571	401,648	9,079	36,661	36,393	82,051	208,500	213,911		
Total category 8 - Out-of-work income maintenance and support				165,608	485,363	497,550	15,007	:	:	91,888	:	:	
9 - Early retirement													
9.2	3	Transitional allowance	30,107	688	5,686	-	-	-	20,701	417	3,758		
	24	Early retirement pay, from unemployment	58,900*	:	:	:	:	:	:	:	:	3	
Total category 9 - Early retirement				89,007*	:	:	:	:	:	:	:	:	


Notes

1 Data refer to guidance provided by the municipalities and exclude guidance provided by the PES.


2 Data on apprenticeship (category 2.4) are not considered comparable between countries so aggregates on training should be considered excluding this sub-category. Here category 2.4 is not reported so the total for training is not affected.

3 Data should not be compared to earlier years.

C.3.3 Stock, entrants and exits by sex and age and by type of action (Detailed country tables): Deutschland, 1999

 Category, measure number and name			Men and women						Women			Notes
			Total			Under 25s			Total			
			Stock	Entrants	Exits	Stock	Entrants	Exits	Stock	Entrants	Exits	
0 - Public employment services (PES)												
0	5	Job placement	:	:	3,739,046	:	:	:	:	:	1,357,963	1
	33	Apprenticeship placement	29,365	802,648	773,283	28,663	784,554	755,891	15,338	402,211	386,873	2
Total category 0 - Public employment services (PES)			:	:	4,512,329	:	:	:	:	:	1,744,836	
1 - Intensive counselling and job-search assistance												
1	27	Independent measures	58,000*	311,900	:	:	92,845	:	26,000*	140,548	:	
	28	Involvement of third parties in the placement of unemployment-assistance recipients	:	2,241	2,241	:	:	:	:	:	:	
	35	Counselling and placement assistance	n.r.	530,493	530,493	n.r.	202,325	202,325	n.r.	275,608	275,608	
Total category 1 - Intensive counselling and job-search assistance			:	844,634	:	:	:	:	:	:	:	
2 - Training												
2.1	6	Measures to improve prospects of integration - training measures	39,343	431,556	426,008	6,931	83,117	82,063	19,445	198,733	196,199	
	11	Support for vocational preparation training measures for young people	83,268	137,618	133,835	78,537	132,898	127,597	34,524	57,108	55,684	
	12	Support for further vocational training	358,128	490,796	535,317	34,415	61,794	67,399	187,381	237,805	262,142	
	20	Subsidies towards measures included in social plans	n.s.	3,388	:	n.s.	:	:	n.s.	:	:	
	26	Language tuition for new resettlers, persons having right of asylum and quota refugees	26,577	55,691	59,648	4,300	9,900	10,603	13,340	27,790	29,763	
	31	ESF Federal programme	11,700	35,155	:	:	2,855	:	6,300	19,020	:	
2.4	19	Support for vocational training for those with learning difficulties/social disadvantage	117,115	106,844	103,009	114,539*	105,151*	100,126*	36,903	34,748	33,200	
	34	Vocational training allowance	47,582	84,105*	:	47,582	84,105*	:	27,581	48,752*	:	
Total category 2 - Training			683,713	1,345,153*	:	:	:	:	325,474	:	:	
Total category 2 - Training (excl. sub-category 2.4)			519,016	1,154,204	:	:	:	:	260,990	:	:	3
3 - Job rotation and job sharing												
3			-	-	-	-	-	-	-	-	-	
Total category 3 - Job rotation and job sharing			-	-	-	-	-	-	-	-	-	
4 - Employment incentives												
4.1	7	Mobility allowances	n.r.	83,785	83,785	n.r.	20,793	20,793	n.r.	28,331	28,331	
	8	Employee allowance	784	6,269	:	:	:	:	391	3,126	:	4
	16	Recruitment subsidy for new businesses	9,543	13,976	12,460	919	1,692	1,928	3,436	5,025	4,299	
	17	Integration contract	348	989	:	31	94	:	116	332	:	4
	18	Integration subsidies	86,221	141,856	:	5,748	12,920	:	33,991	55,418	:	
	25	Employment assistance scheme for long-term unemployed	32,671	39,086	:	1,465	1,487	:	13,669	15,890	:	
Total category 4 - Employment incentives			129,567	285,961	:	:	:	:	51,603	108,122	:	

C.3.3 Stock, entrants and exits by sex and age and by type of action (Detailed country tables): Deutschland, 1999


 Category, measure number and name		Men and women						Women			Notes	
		Total			Under 25s			Total				
		Stock	Entrants	Exits	Stock	Entrants	Exits	Stock	Entrants	Exits		
5 - Integration of the disabled												
5.1	23	Special incentives for the recruitment and employment of the severely disabled	18,363*	11,140	8,984	2,088*	968	1,319	6,042*	3,573	3,049	
5.3	13	Vocational rehabilitation	132,128	129,939	123,206	90,603	74,284	64,382	47,798	45,684	43,236	
Total category 5 - Integration of the disabled			150,491*	141,079	132,190	92,691*	75,252	65,701	53,840*	49,257	46,285	
6 - Direct job creation												
6.2	21	Support for job-creation measures (ABMs)	234,073	295,499	387,207	21,322	35,625	41,358	122,884	141,517	188,969	
	22	Support for structural adjustment measures	195,672	208,020	272,181	23,647	29,299	36,946	93,350	90,920	120,525	
Total category 6 - Direct job creation			429,745	503,519	659,388	44,969	64,924	78,304	216,234	232,437	309,494	
7 - Start-up incentives												
7	9	Bridging allowance	43,508	98,114	:	2,357	6,000	:	11,884	26,727	:	
Total category 7 - Start-up incentives			43,508	98,114	:	2,357	6,000	:	11,884	26,727	:	
8 - Out-of-work income maintenance and support												
8.1	1	Unemployment benefit	1,823,498	3,972,634	4,095,101	192,967*	420,394*	:	808,682	1,634,263	1,669,818	4
	3	Unemployment assistance	1,496,165	1,743,265	1,707,550	89,556*	104,347*	:	634,133	689,548	660,127	4
	29	Integration assistance for new resettlers, persons having right of asylum and quota refugees	20,664	73,038	69,723	4,117	14,546*	:	10,146	35,985	34,432	4
8.2	14	Short-time working allowance	118,647	:	:	:	:	:	25,334	:	:	
	15	Promotion of year-round employment in construction	21,830*	545,896	:	:	:	:	:	:	:	5
8.3	2	Part-time unemployment benefit	128	409	406	4*	12*	:	86	269	267	4
8.5	4	Bankruptcy compensation payment	n.r.	239,606	239,606	n.r.	:	:	n.r.	:	:	4
Total category 8 - Out-of-work income maintenance and support			3,480,932*	:	:	:	:	:	:	:	:	
9 - Early retirement												
9.1	24	Support of part-time employment for older employees	18,935	16,075	:	-	-	:	5,331	:	:	
Total category 9 - Early retirement			18,935	16,075	:	-	-	:	5,331	:	:	
Mixed measures												
Mixed	38	Immediate Action Programme against youth unemployment	86,591	219,072	111,907	86,591	219,072	111,907	36,765	88,868	43,966	6
Total category - Mixed measures			86,591	219,072	111,907	86,591	219,072	111,907	36,765	88,868	43,966	

Notes

- 1 Exits: total job placements during the year, regardless of the duration of the employment.
- 2 Reporting period 01/10/1998 - 30/09/1999. Stock data refer to the year end (30/09/1999).
- 3 Data on apprenticeship (category 2.4) are not considered comparable between countries so aggregates on training should be considered excluding this sub-category.
- 4 Entrants: approved applications.
- 5 Entrants: approved applications for bad weather allowance only (i.e. excluding applications for additional winter allowance and winter cost-increase allowance).
- 6 Mixed measure including actions in categories 1,2,4 and 6. The breakdown of participants between categories is not known.


C.3.4 Stock, entrants and exits by sex and age and by type of action (Detailed country tables): Ellada, 1999

Number of participants


	Category, measure number and name		Men and women						Women			Notes
			Total			Under 25s			Total			
			Stock	Entrants	Exits	Stock	Entrants	Exits	Stock	Entrants	Exits	
0 - Public employment services (PES)												
0	31	Counselling - Vocational guidance	:	:	:	:	:	:	:	:	:	
	32	Placement by the public employment services (OAED employment agencies)	:	:	:	:	:	:	:	:	:	
	62	Development of structures of supporting services in issues of gender equality (K.E.TH.I.)	5,000*	:	:	:	:	:	5,000*	:	:	1
Total category 0 - Public employment services (PES)			:	:	:	:	:	:	:	:	:	
1 - Intensive counselling and job-search assistance												
1												
Total category 1 - Intensive counselling and job-search assistance			-	-	-	-	-	-	-	-	-	
2 - Training												
2	38	ADAPT	3,365	:	:	:	:	:	1,413	:	:	2,3
2.1	8	Continuous vocational training programs for the unemployed (OAED)	18,643	:	:	9,801	:	:	14,936	:	:	2
	16	Combating Social Exclusion	7,534	:	:	3,119	:	:	4,949	:	:	
	33	Continuous vocational training programs for the unemployed (Ministry of Labour - KEK)	15,287	:	:	6,524	:	:	10,366	:	:	2
	37	Training for unemployed seamen (Ministry of Merchant Marine)	37,392	:	:	6,899	:	:	617	:	:	2
	59	General education for adults	785	:	:	390	:	:	450	:	:	
2.4	6	Programs of alternating education (Apprenticeship)	7,587	:	:	7,587	:	:	1,897	:	:	
Total category 2 - Training			90,593	:	:	:	:	:	34,628	:	:	
Total category 2 - Training (excl. sub-category 2.4)			83,006	:	:	:	:	:	32,731	:	:	4
3 - Job rotation and job sharing												
3												
Total category 3 - Job rotation and job sharing			-	-	-	-	-	-	-	-	-	
4 - Employment incentives												
4.1	9	Programme New Jobs for the unemployed	42,213	:	:	17,043	:	:	22,692	:	:	
	60	[Component] Programmes New Jobs and New Entrepreneurs - Operational prog "Combating labour market exclusion" -	127	:	:	:	:	:	:	:	:	
	51	The "stage" programme for unemployed graduates	4,423	:	:	3,592	:	:	3,400	:	:	
	61	[Component] Programmes New Jobs and New Entrepreneurs - Community initiative "Employment" -	343	:	:	:	:	:	:	:	:	
Total category 4 - Employment incentives			47,106	:	:	:	:	:	:	:	:	

C.3.4 Stock, entrants and exits by sex and age and by type of action (Detailed country tables): Ellada, 1999

Number of participants

	Category, measure number and name		Men and women						Women			Notes
			Total			Under 25s			Total			
			Stock	Entrants	Exits	Stock	Entrants	Exits	Stock	Entrants	Exits	
5 - Integration of the disabled												
5.1	45	Employment subsidies for special social groups (New Jobs, and New Entrepreneurs)	1,528	:	:	:	:	:	:	:	:	
5.3	1	Training programs for people with special needs in three vocational training centres of OAED	270	:	:	:	:	:	119	:	:	
	42	Combating exclusion from the labour market for specific social groups with reduced mobility etc	6,111	:	:	:	:	:	3,675	:	:	5
Total category 5 - Integration of the disabled			7,909	:	:	:	:	:	:	:	:	
6 - Direct job creation												
Total category 6 - Direct job creation			-	-	-	-	-	-	-	-	-	
7 - Start-up incentives												
7	10	Promotion of self-employment for new entrepreneurs	12,587	:	:	3,230	:	:	5,637	:	:	
	60	[Component] Programmes New Jobs and New Entrepreneurs - Operational prog "Combating labour market exclusion" -	33	:	:	:	:	:	:	:	:	
	61	[Component] Programmes New Jobs and New Entrepreneurs - Community initiative "Employment" -	283	:	:	:	:	:	:	:	:	
Total category 7 - Start-up incentives			12,903	:	:	:	:	:	:	:	:	
8 - Out-of-work income maintenance and support												
8.1	22	Unemployment benefit	132,056	258,750	:	:	:	:	76,592*	:	:	
	24	Special assistance provided after the completion of three months as a registered unemployed	4,274	:	:	:	:	:	:	:	:	6
	27	National System of Protection from Unemployment - ESPA (Benefit for young unemployed)	2,373	:	:	:	:	:	:	:	:	
	28	Special assistance for ex offenders	1,930	:	:	:	:	:	:	:	:	
	29	Special assistance for former political refugees and repatriated	11,606	:	:	:	:	:	:	:	:	
	23	Special unemployment assistance for those exceeding the unemployment benefit period	-	:	:	:	:	:	:	:	:	6
8.2	58	Special seasonal assistance	36,000	:	:	:	:	:	:	:	:	
Total category 8 - Out-of-work income maintenance and support			188,239	:	:	:	:	:	:	:	:	

C.3.4 Stock, entrants and exits by sex and age and by type of action (Detailed country tables): Ellada, 1999


 Category, measure number and name	Men and women						Women			Notes
	Total			Under 25s			Total			
	Stock	Entrants	Exits	Stock	Entrants	Exits	Stock	Entrants	Exits	
9 - Early retirement										
9										
Total category 9 - Early retirement	-	-	-	-	-	-	-	-	-	-

Notes


- 1 Stock at 30 September 1999.
- 2 Stock: total participants in the year (i.e. stock from the end of the previous year plus new starts).
- 3 Participants in EL-38 are for the period 1998-2000 (the implementation period of the initiative).
- 4 Data on apprenticeship (category 2.4) are not considered comparable between countries so aggregates on training should be considered excluding this sub-category.
- 5 Figures are overestimated because EL-42 includes participants declared until 30-6-2001. Programmes were announced in October 1998, but started to be implemented in April 1999.
- 6 Participants for EL-24 are included in measure EL-23.

C.3.5 Stock, entrants and exits by sex and age and by type of action (Detailed country tables): España, 1999

Number of participants

 Category, measure number and name	Men and women						Women			Notes
	Total			Under 25s			Total			
	Stock	Entrants	Exits	Stock	Entrants	Exits	Stock	Entrants	Exits	
0 - Public employment services (PES)										
0										
Total category 0 - Public employment services (PES)	-	-	-	-	-	-	-	-	-	
1 - Intensive counselling and job-search assistance										
1 28 Managing placement, vocational guidance and retraining	:	1,001,021	:	:	263,657	:	:	665,966	:	
Total category 1 - Intensive counselling and job-search assistance	:	1,001,021	:	:	263,657	:	:	665,966	:	
2 - Training										
2.1 8 National plan for vocational training and integration (Plan FIP)	21,084	339,296	317,201	9,600	155,780	144,377	12,717	200,047	186,291	
2.3 9 Scheme for workshop schools and youth training centres (ET y CO)	n.s.	61,071	19,137	n.s.	61,071	19,137	n.s.	22,659	8,311	
Total category 2 - Training	21,084	400,367	336,338	9,600	216,851	163,514	12,717	222,706	194,602	
Total category 2 - Training (excl. sub-category 2.4)	21,084	400,367	336,338	9,600	216,851	163,514	12,717	222,706	194,602	1
3 - Job rotation and job sharing										
3.1 17 Temporary work to replace maternity leavers, adoption, etc.	19,397	15,754	:	7,121	5,873	:	16,875	13,705	:	
Total category 3 - Job rotation and job sharing	19,397	15,754	:	7,121	5,873	:	16,875	13,705	:	
4 - Employment incentives										
4.1 11 Open ended employment contracts for the unemployed	632,805	294,415	:	304,799	144,607	:	245,043	116,329	:	
12 Open ended employment contracts for persons aged over 45	198,489	85,276	:	-	-	-	44,818	19,749	:	
15 Transforming fixed term contracts into permanent contracts	1,010,060	410,329	:	257,161	106,280	:	366,961	163,375	:	
29 Support for domestic migration	n.r.	52,000	:	n.r.	:	:	n.r.	:	:	
Total category 4 - Employment incentives	1,841,354	842,020	:	561,960	:	:	656,822	:	:	
5 - Integration of the disabled										
5.1 13 Open ended employment contracts for the disabled	57,321	9,848	:	7,847	888	:	13,184	2,740	:	
16 Temporary contracts for the disabled	9,368	4,504	:	1,933	948	:	2,015	946	:	
25 Integration of the disabled through self-employment	n.r.	262	:	n.r.	10	:	n.r.	54	:	
5.2 3 Financial support for special employment centres	26,513	16,231	:	5,242	3,211	:	10,439	6,393	:	
5.3 14 Training contracts for the disabled	2,158	958	:	1,220	538	:	540	240	:	
Total category 5 - Integration of the disabled	95,360	31,803	:	16,242	5,595	:	26,178	10,373	:	

C.3.5 Stock, entrants and exits by sex and age and by type of action (Detailed country tables): España, 1999


 Category, measure number and name		Men and women						Women			Notes
		Total			Under 25s			Total			
		Stock	Entrants	Exits	Stock	Entrants	Exits	Stock	Entrants	Exits	
6 - Direct job creation											
6.2	18	INEM-Public administration accords	:	79,578	:	:	15,385	:	:	33,723	:
	19	Promotion of agricultural employment in Andalucía, Extremadura and under-developed rural areas	:	181,419	:	:	22,009	:	:	82,021	:
	31	Employment workshops	:	4,816	29	-	-	-	:	2,719	15
Total category 6 - Direct job creation			:	265,813	:	:	37,394	:	:	118,463	:
7 - Start-up incentives											
7	20	Capitalisation of unemployment benefits	:	9,383	9,383	:	684	684	:	2,003	2,003
	21	Promotion of self-employment	:	11,607	11,607	:	3,880	3,880	:	5,371	5,371
	22	Financial aid for the integration of returning emigrants	n.r.	90	90	n.r.	2	2	n.r.	22	22
	23	Promotion of employment in co-operatives	:	7,654	7,654	:	2,226	2,226	:	3,009	3,009
	24	Promotion of local employment initiatives	:	7,837	7,837	:	1,112	1,112	:	4,284	4,284
Total category 7 - Start-up incentives			:	36,571	36,571	:	7,904	7,904	:	14,689	14,689
8 - Out-of-work income maintenance and support											
8.1	5	Contributory unemployment benefit	439,115	1,567,583	1,588,689	41,279	213,212	216,054	189,653	679,851	679,453
	6	Unemployment assistance	400,307	907,471	973,332	25,456	98,992	102,064	177,517	461,140	478,690
	7	Assistance for unemployed casual agricultural workers	210,692	345,439	365,149	20,160	37,641	42,292	116,605	194,882	198,452
8.2	4	Partial unemployment benefits (contributory)	1,686	86,395	86,785	36	1,539	1,547	376	8,397	8,469
8.5	30	Bankruptcy compensation	n.r.	86,563	86,563	n.r.	:	:	n.r.	:	:
Total category 8 - Out-of-work income maintenance and support			1,051,800	2,993,451	3,100,518	86,931	:	:	484,151	:	:
9 - Early retirement											
9.1	26	Early retirement with substitution by another worker	:	2,888	:	-	-	-	:	746	:
	27	Replacement contracts	:	275	:	-	-	-	:	69	:
9.2	1	Employment promotion funds (early retirement)	4,269	:	2,070	-	-	-	:	:	:
	2	Early retirement allowance	2,192	2,192	2,192	-	-	-	55	55	55
Total category 9 - Early retirement			:	:	:	-	-	-	:	:	:

Notes


- 1 Data on apprenticeship (category 2.4) are not considered comparable between countries so aggregates on training should be considered excluding this sub-category. Here category 2.4 is not reported so the total for training is not affected.
- 2 Measure started during 1999, hence low numbers of exits compared to entrants.

C.3.6 Stock, entrants and exits by sex and age and by type of action (Detailed country tables): France, 1999


Number of participants

 Category, measure number and name		Men and women						Women			Notes	
		Total			Under 25s			Total				
		Stock	Entrants	Exits	Stock	Entrants	Exits	Stock	Entrants	Exits		
0 - Public employment services (PES)												
0	42	National employment agency (ANPE)	2,772,119	4,083,830	4,170,477	:	:	:	:	:	:	
	43	Managerial employment agency (APEC)	:	87,963	:	:	13,860	:	35,185	:	1	
	44	Local centres, permanent reception, information and advisory services (PAIO)	1,236,000	389,200	706,200*	993,000	361,500	470,950*	639,000	205,500	1	
0Adj	-	Adjustment for double counting	-1,236,000	-477,163	-706,200	:	:	:	:	:	2	
Total category 0 - Public employment services (PES)			2,772,119	4,083,830	4,170,477	:	:	:	:	:	:	
1 - Intensive counselling and job-search assistance												
1	19	[Component] Retraining agreements - vocational guidance	:	93,209	94,166	:	2,193	1,945	:	47,177	46,209	3
	45	Retraining units	:	9,645*	9,645	:	313*	313	:	4,266*	4,266	
	53	Personalised services of ANPE	:	154,000*	:	:	:	:	:	:	:	5
	54	Jobseekers workshops (ANPE)	:	308,000*	:	:	:	:	:	:	:	5
	55	Appraisal services of ANPE	:	92,400*	:	:	:	:	:	:	:	5
	56	Support services of ANPE	:	61,600*	:	:	:	:	:	:	:	5
	57	Guidance and monitoring services of AFPA	:	368,801	:	:	108,792	:	116,177	:	:	
	58	Pathway to jobs (TRACE)	43,200	38,700	1,800	41,600	37,300	:	20,600	18,500	:	
Total category 1 - Intensive counselling and job-search assistance			:	1,126,355*	:	:	:	:	:	:	:	
2 - Training												
2	17	Training allowance - unemployment insurance system (AFR)	77,453	179,661	:	:	42,142	:	:	89,789	:	6
	18	Training allowance - public system	:	:	:	:	:	:	:	:	:	6
	19	[Component] Retraining agreements - training allowance	39,423	93,209	94,166	704	2,193	1,945	20,713	47,177	46,209	3,4
2.1	10	Courses offered by the Association for Adult Vocational Training (AFPA)	25,506	74,585	131,259	7,333	21,808	23,180	6,420	22,281	22,493	
	11	Courses for specific groups (IRILL)	3,171*	25,617*	:	:	:	:	:	:	:	7
	13	Adult training courses organised by the regions	:	169,087*	:	-	-	-	:	95,781*	:	
	14	Courses for admission to enterprises	4,331*	23,972	21,967*	:	9,229	:	:	10,068	:	
	15	Individual training-for-employment and integration courses (SIFE)	3,434*	31,037	26,497*	:	1,520	:	:	16,760	:	
	16	Group training-for-employment and integration courses (SIFE)	43,209*	131,811	138,143*	1,074*	3,278	:	24,723*	75,420	:	
	19	[Component] Retraining agreements - course costs	:	:	:	:	:	:	:	:	:	3
2.2	20	FNE agreement on training and adaptation	:	5,383*	:	:	:	:	:	:	:	
2.3	9	Courses for young job-seekers (State + regions)	:	250,848*	:	:	:	:	:	122,171*	:	
	12	Courses for unemployed managerial staff	1,696*	5,151	5,709*	7*	22	:	591*	1,795	:	
2.4	22	Exemptions and subsidies for recruitment of apprentices	350,268*	228,426	210,075*	:	226,181	:	:	66,244	:	
2Adj	-	Adjustment for double counting	-77,453	-179,661	0	0	-42,142	0	0	-89,789	0	2
Total category 2 - Training			:	1,039,126*	:	:	:	:	:	:	:	
Total category 2 - Training (excl. sub-category 2.4)			:	810,700*	:	:	:	:	:	:	8	

C.3.6 Stock, entrants and exits by sex and age and by type of action (Detailed country tables): France, 1999

 Category, measure number and name			Men and women						Women			Notes
			Total			Under 25s			Total			
			Stock	Entrants	Exits	Stock	Entrants	Exits	Stock	Entrants	Exits	
3 - Job rotation and job sharing												
3												
Total category 3 - Job rotation and job sharing			-	-	-	-	-	-	-	-	-	
4 - Employment incentives												
4.1	24	Qualification contracts (alternance training)	145,855*	118,550	108,418*	:	110,098	:	:	54,414	:	
	25	Orientation contracts (alternance training)	2,884*	6,577	6,089*	:	6,517	:	:	2,368	:	
	26	Employment-initiative contract (CIE)	299,470*	156,108	187,412*	:	21,855	:	:	60,414	:	
	27	Exemption from social charges for recruitment of a first employee	135,980*	90,903	78,983*	:	30,142*	:	46,425*	31,035	:	
	28	Exemption from social charges for recruitment of the 1st to 50th employee in ZRR and ZRU areas	15,700*	16,661	16,900*	:	5,070*	:	3,860*	4,090	:	
	29	Cooperation agreement (UNEDIC)	23,000*	20,274	32,493	:	1,819	:	:	7,132	:	
	32	Degressive temporary allowance	5,055*	2,501	3,028*	:	27	:	:	840	:	
	36	Economic integration enterprises	6,650*	14,952	:	:	:	:	2,188*	4,976	:	
	37	Intermediary associations	43,970	207,600	:	:	:	:	24,140*	113,972	:	
	60	Adult qualification contracts	1,016*	3,236	217*	-	-	-	:	1,311	:	
4.2	33	Retraining leave	1,157*	781*	:	:	:	:	:	:	:	
	35	Supported transition to part time work	4,095*	1,137	4,950*	:	17	:	:	853	:	
Total category 4 - Employment incentives			684,832*	639,280*	:	:	:	:	:	:	:	
5 - Integration of the disabled												
5.1	49	Aid granted by the Association for the vocational integration of the disabled (AGEFIPH)	:	97,178*	:	:	:	:	:	:	:	
5.2	47	Income guarantee for disabled workers (CAT)	87,450*	:	:	:	:	:	:	:	:	
	48	Sheltered workshops for the disabled	14,100*	:	:	:	:	:	:	:	:	
Total category 5 - Integration of the disabled			:	:	:	:	:	:	:	:	:	
6 - Direct job creation												
6.2	39	Community work contract (CES)	232,098	446,903	415,529	43,820	84,375	77,670	145,758	280,655	261,286	
	40	Funded-employment contract (CEC)	105,940	129,017	104,030	6,155*	7,496	6,369	64,676*	78,765	64,538	
	41	Town employment contract	4,050	4,052	6,995	1,448*	1,449	3,963	2,172*	2,173	3,345	
	46	Jobs for young people	143,863*	96,926	:	89,355*	60,202	:	81,326*	54,793	:	
Total category 6 - Direct job creation			485,951*	676,898	:	140,778*	153,522	:	293,932*	416,386	:	


C.3.6 Stock, entrants and exits by sex and age and by type of action (Detailed country tables): France, 1999

 Category, measure number and name		Men and women						Women			Notes	
		Total			Under 25s			Total				
		Stock	Entrants	Exits	Stock	Entrants	Exits	Stock	Entrants	Exits		
7 - Start-up incentives												
7	38	Aid for the unemployed setting-up or rescuing a company	22,386*	39,822	37,932*	:	3,039	:	:	12,156	:	10
	38bis	Consultancy cheque-book for business creation	:	44,847	:	:	3,052	:	:	14,316	:	10
	59	Support for new business development	:	3,459	:	:	:	:	:	:	:	11
7Adj	-	Adjustment for double counting	:	-44,847	:	:	-3,052	:	:	-14,316	:	2
Total category 7 - Start-up incentives			:	43,281	:	:	:	:	:	:	:	
8 - Out-of-work income maintenance and support												
8.1	1	Single degressive allowance (Unemployment insurance system)	1,812,030	1,703,094	1,871,777	248,968	412,509	389,971	908,632	806,244	869,383	4
	2	Integration allowance (Solidarity system)	24,005	35,519	31,630	8,080	12,512	10,351	6,204	9,542	7,718	4
	3	Specific solidarity allowance (Solidarity system)	470,431	123,675	161,862	202	427	250	226,558	57,994	75,476	4
8.2	4	Partial unemployment	9,168*	:	:	:	:	:	:	:	:	12
Total category 8 - Out-of-work income maintenance and support			2,315,634*	:	:	:	:	:	:	:	:	
9 - Early retirement												
9.1	8	Job-substitution allowance	81,425	43,994	35,328	-	-	-	31,694	13,342	9,737	4
	34	Phased early retirement	50,293	12,476	18,658	-	-	-	16,364	3,974	5,404	
9.2	6	FNE special redundancy allowance	82,246	11,347	28,150	-	-	-	20,541	2,980	7,402	4
Total category 9 - Early retirement			213,964	67,817	82,136	-	-	-	68,599	20,296	22,543	


Notes

- 1 The majority of participants are also counted as jobseekers registered with ANPE and counted in measure F-42. The figures should therefore not be added together.
- 2 Adjustment to eliminate double counting where the same person benefits from more than one measure at the same time. See notes for individual measures in the category for details.
- 3 Mixed measure. The participants reported in category 1 are the same as in category 2 and should not be added together.
- 4 Stock: average of 1998 and 1999 year end figures.
- 5 Entrants: number of services provided.
- 6 Training allowances for participants in other training measures (F-9 to F-16 for F-17 and F-11 to F-16 for F-18). In order to avoid double counting, participants should not be added with those measures.
- 7 Entrants: total participants in the year (i.e. stock from the end of the previous year plus new starts).
- 8 Data on apprenticeship (category 2.4) are not considered comparable between countries so aggregates on training should be considered excluding this sub-category.
- 9 New entrants to this measure have finished. Only renewal of contracts is possible.
- 10 Participants in F-38 and F-38bis are the same people. The figures should therefore not be added together.
- 11 Measure started at the end of 1999.
- 12 Stock: estimated from the number of daily allowances paid and days payable per year (226).

C.3.7 Stock, entrants and exits by sex and age and by type of action (Detailed country tables): Ireland, 1999

 Category, measure number and name			Men and women						Women			Notes
			Total			Under 25s			Total			
			Stock	Entrants	Exits	Stock	Entrants	Exits	Stock	Entrants	Exits	
0 - Public employment services (PES)												
0	9	Job facilitation service	:	:	:	:	:	:	:	:	:	
	22	Counselling/guidance	:	:	:	:	:	:	:	:	:	
Total category 0 - Public employment services (PES)			:	:	:	:	:	:	:	:		
1 - Intensive counselling and job-search assistance												
1	14	Occupational guidance service	:	5,221	:	:	:	:	2,381	:	:	
	15	Job clubs	:	:	:	:	:	:	:	:	:	
	36	Local employment services	6,500	10,520	4,020	1,549	:	1,160	5,691	:	1	
Total category 1 - Intensive counselling and job-search assistance			:	:	:	:	:	:	:	:		
2 - Training												
2.1	10	Back to education allowance (BTEA)	4,518	:	:	1,075	:	:	2,095	:	:	
	35	VTOS (Vocational training opportunities scheme)	4,748	3,328	959	:	:	:	2,744	1,973	521	2
2.3	25	Community training	2,678	:	:	:	:	:	:	:	:	
2.4	34	Youthreach	2,042	1,327	817	2,042	1,327	817	1,015	653	357	2
Mixed	20	Industry training	6,879	18,469	15,684	3,490	10,883	8,705	3,675	8,429	6,954	3
	21	Local enterprise	181	387	387	135	303	314	125	245	254	3
	24	Re-integration training	3,105	7,135	4,784	955	2,302	1,879	1,913	4,330	3,029	3
Total category 2 - Training			24,151	:	:	:	:	:	:	:	:	
Total category 2 - Training (excl. sub-category 2.4)			22,109	:	:	:	:	:	:	:	4	
3 - Job rotation and job sharing												
3			-	-	-	-	-	-	-	-	-	
Total category 3 - Job rotation and job sharing			-	-	-	-	-	-	-	-	-	
4 - Employment incentives												
4.1	4	Back to work allowance	31,931	:	:	1,377	:	:	4,800	:	:	
	5	PRSI Exemption scheme	n.s.	n.s.	n.s.	n.s.	n.s.	n.s.	n.s.	n.s.	n.s.	
	7	Part-time job incentive scheme	525*	:	:	:	:	:	:	:	:	
	31	Jobstart	879	717	623	715	591	476	422	348	266	3
	32	Workplace	253	1,761	1,602	159	1,118	1,023	122	848	762	3
Total category 4 - Employment incentives			33,588*	:	:	:	:	:	:	:	:	
5 - Integration of the disabled												
5.1	17	Workplace/equipment grants	n.r.	106	:	n.r.	:	:	n.r.	42	:	5
	18	Employment support scheme	425	:	:	:	:	:	105*	:	:	
5.3	16	ESF training	4,220	2,363	2,193	1,958	983	990	1,787	963	898	6
Total category 5 - Integration of the disabled			4,645	:	:	:	:	:	1,892	:	:	


C.3.7 Stock, entrants and exits by sex and age and by type of action (Detailed country tables): Ireland, 1999

 Category, measure number and name	Men and women						Women			Notes
	Total			Under 25s			Total			
	Stock	Entrants	Exits	Stock	Entrants	Exits	Stock	Entrants	Exits	
6 - Direct job creation										
6.2 23 Community employment scheme	36,143	50,721	53,877	33,547	46,345	48,852	18,990	32,551	28,819	1
Total category 6 - Direct job creation	36,143	50,721	53,877	33,547	46,345	48,852	18,990	32,551	28,819	
7 - Start-up incentives										
7 3 Back to work enterprise allowance (BWEA)	5,681	:	:	264	:	:	908	:	:	
Total category 7 - Start-up incentives	5,681	:	:	264	:	:	908	:	:	
8 - Out-of-work income maintenance and support										
8.1 1 Unemployment benefit	64,951	:	:	8,825	:	:	36,308	:	:	
2 Unemployment assistance	113,020	:	:	26,327	:	:	33,113	:	:	
Total category 8 - Out-of-work income maintenance and support	177,971	:	:	35,152	:	:	69,421	:	:	
9 - Early retirement										
9.2 12 Pre-retirement allowance	11,664	:	:	-	:	:	2,954*	:	:	7
Total category 9 - Early retirement	11,664	:	:	-	:	:	2,954*	:	:	

Notes


- 1 Stock: year-end figure.
- 2 Data refer to 1998.
- 3 Stock: year-start figure.
- 4 Data on apprenticeship (category 2.4) are not considered comparable between countries so aggregates on training should be considered excluding this sub-category.
- 5 Entrants: approved applications.
- 6 Stock: total participants in the year (i.e. stock from the end of the previous year plus new starts).
- 7 Data refer to pre-retirement allowances (PRETA) only, and exclude pre-retirement credits (PRECS).

C.3.8 Stock, entrants and exits by sex and age and by type of action (Detailed country tables): Italia, 1999


 Category, measure number and name			Men and women						Women			Notes
			Total			Under 25s			Total			
			Stock	Entrants	Exits	Stock	Entrants	Exits	Stock	Entrants	Exits	
0 - Public employment services (PES)												
0												
Total category 0 - Public employment services (PES)			-	-	-	-	-	-	-	-	-	
1 - Intensive counselling and job-search assistance												
1												
Total category 1 - Intensive counselling and job-search assistance			-	-	-	-	-	-	-	-	-	
2 - Training												
2.1	26	Training for first-time job seekers	:	173,051	:	:	:	:	:	:	:	
	27	Training for long-term unemployed or persons at risk of becoming long-term unemployed	:	26,179	:	:	:	:	:	:	:	
	29	Training for disadvantaged people	:	6,744	:	:	:	:	:	:	:	
2.2	24	Training & work contracts	369,012	219,253	:	176,650*	:	127,989	78,129	:	:	
	28	Training for workers at risk of unemployment	:	95,647	:	:	:	:	:	:	:	
2.4	25	Apprenticeship	419,139	:	:	416,167*	:	165,963	:	:	:	
Total category 2 - Training			:	:	:	:	:	:	:	:	:	
Total category 2 - Training (excl. sub-category 2.4)			:	:	:	:	:	:	:	:	1	
3 - Job rotation and job sharing												
3.2	8	[Component] Solidarity contracts - Expansive	n.s.	n.s.	n.s.	n.s.	n.s.	n.s.	n.s.	n.s.	n.s.	
Total category 3 - Job rotation and job sharing			-	-	-	-	-	-	-	-	-	

C.3.8 Stock, entrants and exits by sex and age and by type of action (Detailed country tables): Italia, 1999

Number of participants

 Category, measure number and name		Men and women						Women			Notes
		Total			Under 25s			Total			
		Stock	Entrants	Exits	Stock	Entrants	Exits	Stock	Entrants	Exits	
4 - Employment incentives											
4.1	3	[Component] Incentives for hiring those registered in mobility lists - Temporary contracts	61,407	:	:	5,461	:	:	26,705	:	:
	3	[Component] Incentives for hiring those registered in mobility lists - Open ended contracts	16,587	:	:	1,368	:	:	7,865	:	:
	10	Reintegration contracts	84	:	:	12*	:	:	39	:	:
	32	Reintegration of managers in SMEs	:	:	:	:	:	:	:	:	:
	35	Incentives for taking on employees in CIGS	645	:	:	16*	:	:	135	:	:
	36	Incentives for taking on long-term unemployed	280,704	:	:	80,415*	:	:	130,040	:	:
	51	Total triennial relief	:	:	:	:	:	:	:	:	:
	52	Total annual relief	:	:	:	:	:	:	:	:	:
	53	Vocational integration schemes	19,104	:	:	:	:	:	:	:	:
	54	Vocational and guidance traineeships	:	7,787	:	:	:	:	:	:	:
	55	[Component] Subsidies for the reinsertion of ex-LSU - Labour cost subsidies	:	:	:	:	:	:	:	:	:
	56	Tax relief for SMEs creating jobs in Objective 1 areas	:	9,745	:	:	:	:	:	:	:
	59	Conversion of temporary apprenticeship contracts into permanent ones	43,897	:	:	42,565*	:	:	18,433	:	:
	60	Conversion of temporary training & work contracts into permanent ones	20,643	:	:	6,370*	:	:	6,537	:	:
4.2	8	[Component] Solidarity contracts - Defensive	n.s.	n.s.	n.s.	n.s.	n.s.	n.s.	n.s.	n.s.	n.s.
	49	Realignment contracts	45,933	:	:	:	:	:	:	:	:
	61	Subsidy for firms located in the Mezzogiorno	364,688	:	:	:	:	:	:	:	:
Total category 4 - Employment incentives			:	:	:	:	:	:	:	:	:
5 - Integration of the disabled											
5.1	67	Exemption from social contributions for disadvantaged workers in social co-operatives	10,535	:	:	1,269*	:	:	3,295*	:	:
Total category 5 - Integration of the disabled			10,535	:	:	1,269*	:	:	3,295*	:	:
6 - Direct job creation											
6.1	64	Mixed companies for placing of ex-LSU	983	316	:	:	:	:	:	:	2
6.2	11	Socially useful work (LSU)	144,814	:	:	4,288	:	:	67,645	:	:
Total category 6 - Direct job creation			145,797	:	:	:	:	:	:	:	:

C.3.8 Stock, entrants and exits by sex and age and by type of action (Detailed country tables): Italia, 1999


 Category, measure number and name		Men and women						Women			Notes
		Total			Under 25s			Total			
		Stock	Entrants	Exits	Stock	Entrants	Exits	Stock	Entrants	Exits	
7 - Start-up incentives											
7	3d	Capitalisation of mobility allowances for the creation of new businesses or self-employment	:	:	:	:	:	:	:	:	:
	19	Loans for one-person businesses	:	7,656	:	:	:	:	2,628	:	:
	55	[Component] Subsidies for the reinsertion of ex-LSU - Self-employed	:	:	:	:	:	:	:	:	:
	65	Relief for workers under 32 starting their own business	:	:	:	:	:	:	:	:	:
Total category 7 - Start-up incentives			:	:	:	:	:	:	:	:	:
8 - Out-of-work income maintenance and support											
8.1	3a	Mobility allowance	89,123	:	:	1,205	:	:	32,926	:	:
	68	Ordinary unemployment benefit	:	224,076	:	:	:	:	128,235	:	3
	69	Ordinary unemployment benefit with reduced requirement	:	336,539	:	:	:	:	208,502	:	3
	70	Unemployment benefit (ordinary and special) in the agricultural sector	:	582,313	:	:	:	:	303,672	:	3
8.2	2	Wage compensation fund	96,155*	:	:	:	:	:	:	:	4
Total category 8 - Out-of-work income maintenance and support			:	:	:	:	:	:	:	:	:
9 - Early retirement											
9.2	16	Early retirement	:	:	:	:	:	:	:	:	:
Total category 9 - Early retirement			:	:	:	:	:	:	:	:	:

Notes


- 1 Data on apprenticeship (category 2.4) are not considered comparable between countries so aggregates on training should be considered excluding this sub-category.
- 2 Stock: year end figure.
- 3 Entrants: granted applications
- 4 Stock: estimated by dividing total hours of compensation paid by average contractual working time.

C.3.9 Stock, entrants and exits by sex and age and by type of action (Detailed country tables): Luxembourg, 1999

Number of participants

 Category, measure number and name	Men and women						Women			Notes
	Total			Under 25s			Total			
	Stock	Entrants	Exits	Stock	Entrants	Exits	Stock	Entrants	Exits	
0 - Public employment services (PES) 0										
Total category 0 - Public employment services (PES)	-	-	-	-	-	-	-	-	-	
1 - Intensive counselling and job-search assistance 1										
Total category 1 - Intensive counselling and job-search assistance	-	-	-	-	-	-	-	-	-	
2 - Training										
2 26 Training course for vocational reinsertion	46	92	:	:	:	:	:	:	:	1
2.1 12 Vocational retraining (workers)	:	:	:	:	:	:	:	:	:	
2.2 11 Training for entering or re-entering the labour market	:	:	:	:	:	:	:	:	:	
24 Temporary auxiliary contract	1,015	2,516	:	:	:	:	:	:	:	2
25 Training course of insertion in enterprise	99	269	:	:	:	:	:	:	:	3
2.4 18 Aids/subsidies for apprenticeships	:	1,577	:	:	:	:	:	:	:	4
Total category 2 - Training	:	:	:	:	:	:	:	:	:	
Total category 2 - Training (excl. sub-category 2.4)	:	:	:	:	:	:	:	:	:	5
3 - Job rotation and job sharing 3										
Total category 3 - Job rotation and job sharing	-	-	-	-	-	-	-	-	-	
4 - Employment incentives										
4 3 Aid to re-enter the labour market	:	916	:	:	:	:	:	:	:	
4.1 6 Aid for employing long-term and older unemployed	:	175	:	:	-	:	:	:	:	
7 Mobility allowance	:	208	:	:	:	:	:	:	:	
9 Income tax reduction for employing unemployed people	:	304	:	:	:	:	:	:	:	
Total category 4 - Employment incentives	:	1,603	:	:	:	:	:	:	:	
5 - Integration of the disabled										
5.1 21 Measures of professional (re)integration of disabled workers	:	318	:	:	34	:	:	81	:	
22 Adaptation of the workplace for disabled workers	:	2	:	:	:	:	:	:	:	
23 Reimbursement of supplementary leave for disabled workers	:	410	:	:	:	:	:	:	:	
5.3 20 Vocational training and retraining measures for disabled workers	:	7	:	:	:	:	:	:	:	
Total category 5 - Integration of the disabled	:	737	:	:	:	:	:	:	:	

C.3.9 Stock, entrants and exits by sex and age and by type of action (Detailed country tables): Luxembourg, 1999


 Category, measure number and name			Men and women						Women			Notes
			Total			Under 25s			Total			
			Stock	Entrants	Exits	Stock	Entrants	Exits	Stock	Entrants	Exits	
6 - Direct job creation												
6.1	13	Subsidies for creating socially useful jobs	:	:	:	:	:	:	:	:	:	
6.2	2	Extraordinary works of general interest	:	:	:	:	:	:	:	:	:	
	10	Socially useful works	174	:	:	:	:	:	:	:	:	
Total category 6 - Direct job creation			:	:	:	:	:	:	:	:	:	
7 - Start-up incentives												
7	14	Subsidies for the creation of businesses by the unemployed	:	14	:	:	:	:	:	:	:	
Total category 7 - Start-up incentives			:	14	:	:	:	:	:	:	:	
8 - Out-of-work income maintenance and support												
8.1	5	Unemployment compensation	2,222	:	:	:	:	:	:	:	:	
8.2	1	Partial unemployment benefit	:	626	:	:	:	:	:	:	:	
	4	Compensation for unemployment due to technical reasons or bad weather in the building sector	:	6,683	:	:	:	:	:	:	:	
8.5	8	Debt guarantee in case of employer closing down	:	1,238	:	:	:	:	:	:	:	
Total category 8 - Out-of-work income maintenance and support			:	:	:	:	:	:	:	:	:	
9 - Early retirement												
9.1	19	Early retirement	:	:	:	-	-	:	:	:	:	
Total category 9 - Early retirement			:	:	:	-	-	:	:	:	:	

Notes


- 1 One third of participants receive full unemployment benefits.
- 2 Measure started April 1st 1999 and includes measures L-15 and L-16 reported in 1998.
- 3 Measure started April 1st 1999 and replaces measure L-17 reported in 1998.
- 4 Data refer to the academic year 1998-1999.
- 5 Data on apprenticeship (category 2.4) are not considered comparable between countries so aggregates on training should be considered excluding this sub-category.

C.3.10 Stock, entrants and exits by sex and age and by type of action (Detailed country tables): Nederland, 1999

Number of participants

 Category, measure number and name	Men and women						Women			Notes
	Total			Under 25s			Total			
	Stock	Entrants	Exits	Stock	Entrants	Exits	Stock	Entrants	Exits	
0 - Public employment services (PES)										
0 39 PES - Public employment services	584,366	547,634	649,138	81,170	:	:	295,566	257,204	298,630	
Total category 0 - Public employment services (PES)	584,366	547,634	649,138	81,170	:	:	295,566	257,204	298,630	
1 - Intensive counselling and job-search assistance										
1										
Total category 1 - Intensive counselling and job-search assistance	-	-	-	-	-	-	-	-	-	
2 - Training										
2 40 BBSW - Contribution scheme for sectoral training of the unemployed	:	15,000	:	:	:	:	:	:	:	
38 [Component] WIW - Jobseekers employment act - Activation & training	:	:	:	:	:	:	:	:	:	
2.4 1 [Component] WVA - Act on reduction of employers tax and social security contributions - VO	162,000	:	:	:	:	:	:	:	:	
Total category 2 - Training	:	:	:	:	:	:	:	:	:	
Total category 2 - Training (excl. sub-category 2.4)	:	:	:	:	:	:	:	:	:	1
3 - Job rotation and job sharing										
3.1 37 Career break	205	:	:	:	:	:	:	:	:	2,3
Total category 3 - Job rotation and job sharing	205	:	:	:	:	:	:	:	:	
4 - Employment incentives										
4.1 1 [Component] WVA - Act on reduction of employers tax and social security contributions - VLW	110,000	:	:	:	:	:	:	:	:	
14 RSP - Regulation on employment in domestic services	767	:	:	:	:	:	:	:	:	
38 [Component] WIW - Jobseekers employment act - Work experience contracts	6,187	8,928	7,560	1,024	1,646	1,226	2,163	3,091	2,639	
Total category 4 - Employment incentives	116,954	:	:	:	:	:	:	:	:	
5 - Integration of the disabled										
5.2 6 WSW - Sheltered employment act	90,550	5,550	4,250	:	:	:	:	:	:	
Total category 5 - Integration of the disabled	90,550	5,550	4,250	:	:	:	:	:	:	

C.3.10 Stock, entrants and exits by sex and age and by type of action (Detailed country tables): Nederland, 1999


 Category, measure number and name			Men and women						Women			Notes
			Total			Under 25s			Total			
			Stock	Entrants	Exits	Stock	Entrants	Exits	Stock	Entrants	Exits	
6 - Direct job creation												
6	3	Regulation on I/D-jobs for long-term unemployed (former WI1/EWLW)	40,700	:	:	:	:	:	:	:	4	
6.1	38	[Component] WIW - Jobseekers employment act - Employment contracts & outplacement	37,767	15,561	19,863	10,271	6,441	9,533	17,198	7,091	10,684	
6.2	13	WI3 - Community work	6,352*	:	:	:	:	:	4,192*	:	5	
Total category 6 - Direct job creation			84,819*	:	:	:	:	:	:	:		
7 - Start-up incentives												
7			-	-	-	-	-	-	-	-	-	
Total category 7 - Start-up incentives			-	-	-	-	-	-	-	-	-	
8 - Out-of-work income maintenance and support												
8.1	31	WW - Unemployment insurance	221,200	325,300	384,400	9,700	46,700	53,300	96,700	141,100	161,300	4
	32	TW - Supplementary benefits	85,000	:	:	:	:	:	:	:	:	
	33	Abw - National assistance benefit	363,000	110,000	143,000	30,000	:	:	205,000	:	:	4
	34	IOAW - Income provisions for older or partially disabled, formerly unemployed persons	21,000	:	:	-	:	:	:	:	:	4
	35	IOAZ - Income provisions for older or partially disabled, formerly self-employed persons	3,800	:	:	-	:	:	:	:	:	4
Total category 8 - Out-of-work income maintenance and support			694,000	:	:	:	:	:	:	:	:	
9 - Early retirement												
9			-	-	-	-	-	-	-	-	-	
Total category 9 - Early retirement			-	-	-	-	-	-	-	-	-	

Notes


- 1 Data on apprenticeship (category 2.4) are not considered comparable between countries so aggregates on training should be considered excluding this sub-category.
- 2 Stock: total participants in the year (i.e. stock from the end of the previous year plus new starts).
- 3 Data refer to persons taking leave. Just under half (95/205) of these were replaced by an unemployed person.
- 4 Stock: year-end figure.
- 5 Stock: figures derived from a survey at the end of May.

C.3.11 Stock, entrants and exits by sex and age and by type of action (Detailed country tables): Österreich, 1999


Number of participants

	Category, measure number and name										Notes
	Men and women						Women				
	Total			Under 25s			Total				
	Stock	Entrants	Exits	Stock	Entrants	Exits	Stock	Entrants	Exits		
0 - Public employment services (PES)											
0	24	Counselling and support of employment seekers & services to enterprises									
Total category 0 - Public employment services (PES)											
1 - Intensive counselling and job-search assistance											
1	16	External labour market consultation and support									
	28	Interview allowance									
Total category 1 - Intensive counselling and job-search assistance											
2 - Training											
2	18	[Component] Employment foundations - Training and guidance									1
	45	Community initiative EMPLOYMENT									2
	46	Community initiative ADAPT									2
2.1	7	Promotion of occupational mobility - course cost and course related cost									
	8	Promotion of occupational mobility - living allowance									
	9	Unemployment benefit for training after parental leave									
	12	Aid to institutions									
	25	Further training allowance									
2.2	13	Aid to enterprises									
2.4	11	Promotion of apprenticeship training and vocational training									
	31	Apprenticeship foundations (NAP safety net for young people)									3
	32	JASG training courses (NAP safety net for young people)									3
Total category 2 - Training											
Total category 2 - Training (excl. sub-category 2.4)											
3 - Job rotation and job sharing											
3.1	26	Solidarity bonus									
Total category 3 - Job rotation and job sharing											

C.3.11 Stock, entrants and exits by sex and age and by type of action (Detailed country tables): Österreich, 1999

 Category, measure number and name			Men and women						Women			Notes
			Total			Under 25s			Total			
			Stock	Entrants	Exits	Stock	Entrants	Exits	Stock	Entrants	Exits	
4 - Employment incentives												
4.1	5	Promotion of regional mobility and entry into employment - travel allowance	828	1,690	989	457	1,245	657	486	972	603	
	6	Promotion of regional mobility and entry into employment - childcare allowance	3,580	15,468	12,950	373*	1,610	1,387	3,512	15,140	12,663	
	15	Integration subsidies (incl. special integration subsidies)	10,337*	17,966	:	:	:	:	5,304*	9,218	:	
4.2	19	Promotion of investment and restructuring	:	12,827	:	:	:	:	:	:	:	
	22	Reintegration aid after parental leave	:	802	:	:	:	:	:	781	:	
	30	Bonus part of the incentive-disincentive system for elderly workers	18,253	24,344	20,128	-	-	-	6,148	8,161	6,667	
Total category 4 - Employment incentives			:	73,097	:	:	:	:	:	:	:	
5 - Integration of the disabled												
5	37	Employment subsidies for the disabled through the BSBs	:	8,014	:	:	:	:	:	4,666	:	2
	40	Subsidy to workplace equipment for the eligible disabled	:	276	:	:	:	:	:	87	:	2
5.1	34	Work adjustment backup system and job assistance for the disabled	:	3,279	:	:	1,166	:	:	1,554	:	2
5.2	43	Bonuses for contracted out work (BSB)	:	3,748	:	:	:	:	:	:	:	2
	44	Integration enterprises (BSB)	:	1,355	:	:	:	:	:	454	:	2
5.3	35	Vocational training for the disabled	:	13,448	:	:	:	:	:	2,163	:	2
Total category 5 - Integration of the disabled			:	30,120	:	:	:	:	:	:	:	
6 - Direct job creation												
6.1	27	Childcare institutions	475*	949	:	:	:	:	465*	929	:	
	48	New Start	:	811	:	:	:	:	:	:	:	
6.2	14	Socio-economic employment companies	2,905*	4,671	:	:	:	:	1,321*	2,124	:	
	29	Non-profit sector integration subsidy	950*	1,187	:	:	:	:	614*	767	:	
Total category 6 - Direct job creation			:	7,618	:	:	:	:	:	:	:	
7 - Start-up incentives												
7	17	Business start-up programme	465	709	:	:	36	:	134	210	:	
	18	[Component] Employment foundations - Support for business start-ups	n.s.	n.s.	n.s.	n.s.	n.s.	n.s.	n.s.	n.s.	n.s.	1
Total category 7 - Start-up incentives			465	709	:	:	36	:	134	210	:	


C.3.11 Stock, entrants and exits by sex and age and by type of action (Detailed country tables): Österreich, 1999

 Category, measure number and name		Men and women						Women			Notes	
		Total			Under 25s			Total				
		Stock	Entrants	Exits	Stock	Entrants	Exits	Stock	Entrants	Exits		
8 - Out-of-work income maintenance and support												
8.1	1	Unemployment benefit	116,535	567,236*	:	17,916	:	:	47,080	208,840*	:	5
	2	Unemployment assistance	86,855	170,695*	:	6,032	:	:	41,446	77,499*	:	5
	36	Special unemployment assistance	7,087	:	:	:	:	:	7,039	:	:	
8.2	20	Short-time working allowance	n.s.	1,766*	:	n.s.	:	:	n.s.	:	:	
	21	Bad weather compensation	2,606*	:	:	:	:	:	:	:	:	6
8.5	33	Bankruptcy compensation	n.r.	37,160*	:	n.r.	:	:	n.r.	:	:	
Total category 8 - Out-of-work income maintenance and support			213,083*	:	:	:	:	:	:	:	:	
9 - Early retirement												
9.2	3	Transfer benefits to facilitate transition into retirement - Special support	3,261	:	:	-	:	:	355	:	:	
	4	Benefits to facilitate transition into retirement - Pension advances	11,717	:	:	-	:	:	3,901	:	:	
Total category 9 - Early retirement			14,978	:	:	-	:	:	4,256	:	:	

Notes


- 1 Mixed measure including training and start-up incentives. It is not possible to separate the data so all participants are allocated to training, which is the most important component.
- 2 Entrants: total participants in the year (i.e. stock from the end of the previous year plus new starts).
- 3 Stock: estimated by applying the division of stocks between A-31 and A-32 in Dec. 1999 to the average annual figures for the two measures combined (NAP indicator 1999);
Entrants: stock in Dec. 1999 for academic year 1999/2000;
Exits: academic years 1998/99 and 1999/2000 together.
- 4 Data on apprenticeship (category 2.4) are not considered comparable between countries so aggregates on training should be considered excluding this sub-category.
- 5 Entrants: approved applications.
- 6 Stock: Estimated on the basis of paid hours.

C.3.12 Stock, entrants and exits by sex and age and by type of action (Detailed country tables): Portugal, 1999


 Category, measure number and name			Men and women						Women			Notes
			Total			Under 25s			Total			
			Stock	Entrants	Exits	Stock	Entrants	Exits	Stock	Entrants	Exits	
0 - Public employment services (PES)												
0	95	Administration and public employment service	:	:	:	:	:	:	:	:	:	
Total category 0 - Public employment services (PES)			:	:	:	:	:	:	:	:		
1 - Intensive counselling and job-search assistance												
1												
Total category 1 - Intensive counselling and job-search assistance			-	-	-	-	-	-	-	-		
2 - Training												
2	96	[Component] Integration enterprises -	:	2,424	:	:	:	:	:	:		
	99	PROFIJ - Training programme for the integration of youngsters (Azores)	462	462	156	462	462	156	114	114	21	
2.1	14	Training grants for workers	263	633	480	76*	182	130	138	328	268	
	64	Training for unemployed	4,960	8,076	7,187	1,227*	1,998	1,690	3,282	5,655	4,977	
	67	Special training for disadvantaged groups	270	537	187	61*	121	28	175	348	158	
	63	Initial training (excluding apprenticeship)	2,933	4,248	3,393	2,424*	3,511	3,124	1,275	2,343	1,841	
	103	Intervention for vocational training and employment	:	65	:	:	:	:	:	:	:	
2.2	17	Grant-aided additional training for persons who have completed vocational training measures	31	89	71	-	1	6	22	65	45	
	21	[Component] Promotion of vocational training and employment to conserve the cultural heritage -	310	347	308	115*	129	133	200	236	168	
	22	Practical vocational training	7,336	10,913	7,034	4,260*	6,337	3,350	4,804	7,162	4,626	
	78	Grant-aided additional training for those who have completed vocational training measures (Madeira)	5	15	7	4	14	6	3	11	4	
	98	Placement programme (Azores)	94	94	94	52	52	52	58	58	58	
	105	Practical vocational training aiming at socio-professional integration	:	324	:	:	:	:	:	:	:	
2.3	9	Training/employment schemes for young people, specialists, managers and adults	1,700	1,572	2,121	582*	538	748	1,430	1,370	1,738	
	20	Vocational training workshops programme	1,990	2,481	1,541	496*	618	389	1,560	1,930	1,228	
	112	Youth training and employment (Madeira)	23	79	35	23	79	35	20	58	26	
	113	Adult training and employment (Madeira)	24	80	37	-	-	-	20	65	32	
2.4	7	Apprenticeship training for young people	4,600	10,103	2,647	4,579*	10,056	2,625	1,702	4,082	739	
Total category 2 - Training			:	42,542	:	:	:	:	:	:	:	
Total category 2 - Training (excl. sub-category 2.4)			:	32,439	:	:	:	:	:	:	3	
3 - Job rotation and job sharing												
3												
Total category 3 - Job rotation and job sharing			-	-	-	-	-	-	-	-	-	

C.3.12 Stock, entrants and exits by sex and age and by type of action (Detailed country tables): Portugal, 1999


Number of participants

	Category, measure number and name	Men and women						Women			Notes
		Total			Under 25s			Total			
		Stock	Entrants	Exits	Stock	Entrants	Exits	Stock	Entrants	Exits	
4 - Employment incentives											
4	96	[Component] Integration enterprises -	:	2,424	:	:	:	:	:	:	1
	101	Incentives for geographical mobility	:	:	:	:	:	:	:	:	4
4.1	24	Local employment initiatives	:	2,244	2,244	:	:	:	1,157	1,157	
	29	Job creation for young people through exemptions from compulsory social security contributions	:	:	:	:	:	:	:	:	4
	37	Exemption from social security contributions to promote recruitment of long-term unemployed	:	:	:	:	:	:	:	:	
	23	Subsidies for permanent employment contracts	:	4,099	4,099	:	:	:	1,645	2,209	
	54	Jobsearch assistance	:	497	:	:	:	:	:	:	
	62	Salary compensation	:	:	:	:	:	:	:	:	4
	80	Local initiatives employment initiatives -ILE (Madeira)	:	57	57	:	29	29	:	30	30
	106	Premium for socio-vocational integration	:	1	:	:	:	:	:	:	
	107	Employment incentive	:	52	:	:	:	:	:	:	
Mixed	87	Employment incentives (Azores)	33	33	33	8	8	8	17	17	
Total category 4 - Employment incentives			:	:	:	:	:	:	:	:	
5 - Integration of the disabled											
5.1	31	Reduction of social security contributions to facilitate vocational integration of disabled persons	:	:	:	:	:	:	:	:	4
	68	Promotion of socio-professional integration of disabled	:	:	:	:	:	:	:	:	
	69	Self-employment for disabled	:	:	:	:	:	:	:	:	
	91	Support for the social and vocational integration of disabled - wage cost subsidies (Azores)	8	8	8	2	2	2	4	4	4
	92	Self-employment for the disabled (Azores)	1	1	1	-	-	-	-	-	-
5.2	33	Sheltered employment scheme	:	:	:	:	:	:	:	:	
5.3	34	Vocational preparation schemes for disabled persons	:	:	:	:	:	:	:	:	
	84	Regional centre for professional training of disabled (Madeira)	125	52	56	113*	47	46	67*	28	23
Total category 5 - Integration of the disabled			:	:	:	:	:	:	:	:	

C.3.12 Stock, entrants and exits by sex and age and by type of action (Detailed country tables): Portugal, 1999

 Category, measure number and name		Men and women						Women			Notes	
		Total			Under 25s			Total				
		Stock	Entrants	Exits	Stock	Entrants	Exits	Stock	Entrants	Exits		
6 - Direct job creation												
6.1	97	INTEGRA - Programme for adult integration (Azores)	33	33	33	14	14	14	27	27	27	
6.2	3	Employment scheme for persons in receipt of unemployment benefits	11,221	16,087	13,094	1,678*	2,406	1,970	8,501	12,413	9,955	
	4	Employment scheme for unemployed persons in need	9,417	12,386	15,545	2,249*	2,958	3,648	7,460	9,517	12,215	
	86	Programme for temporary placement of those receiving unemployment benefit (Azores)	:	585	578	:	141	149	:	338	342	
	89	Social programme for occupation of temporarily unemployed (Azores)	7	7	7	1	1	1	:	:	:	5
	110	Occupational program for adult unemployed (Madeira)	110	214	150	-	-	-	77	153	108	
	111	Youth work experience (Madeira)	42	88	59	42	88	59	34	73	48	
	114	Social employment scheme for the unemployed - PROSA	293	293	293	85	85	85	104	104	104	
Total category 6 - Direct job creation			:	29,693	29,759	:	5,693	5,926	:	:	:	
7 - Start-up incentives												
7	21	[Component] Promotion of vocational training and employment to conserve the cultural heritage -	:	9	9	:	:	:	:	3	6	
	25	Subsidies for creation of self-employed	:	3,409	3,409	:	:	:	:	1,196	1,196	6
	26	Support for entry into self-employment	:	531	:	:	119	:	:	314	:	
	81	Support for the creation of self-employment -ACPE (Madeira)	:	13	13	:	5	5	:	3	3	
	90	Local initiatives for job creation (Azores)	12	12	12	2	2	2	3	3	3	
	108	Incentives for self-employment	:	11	:	:	:	:	:	:	:	
Total category 7 - Start-up incentives			:	3,985	:	:	:	:	:	:	:	
8 - Out-of-work income maintenance and support												
8.1	75	Unemployment protection system / Unemployment subsidy	:	:	:	:	:	:	:	:	:	4
	76	Unemployment protection system / Unemployment assistance	:	:	:	:	:	:	:	:	:	4
8.2	1	Short-time working or temporary suspension of employment	:	:	:	:	:	:	:	:	:	4
8.3	104	Partial unemployment benefit	:	:	:	:	:	:	:	:	:	
8.4	109	Compensation for termination of employment contract	:	:	:	:	:	:	:	:	:	
8.5	61	Payment of backdated earnings from bankrupt or insolvent firms	:	:	:	:	:	:	:	:	:	4
Total category 8 - Out-of-work income maintenance and support			:	:	:	:	:	:	:	:	:	

C.3.12 Stock, entrants and exits by sex and age and by type of action (Detailed country tables): Portugal, 1999


 Category, measure number and name		Men and women						Women			Notes	
		Total			Under 25s			Total				
		Stock	Entrants	Exits	Stock	Entrants	Exits	Stock	Entrants	Exits		
9 - Early retirement												
9.2	44	Early retirement agreements between workers and employers	:	:	:	-	-	-	:	:	:	4
	41	Early retirement for the elderly unemployed	:	:	:	-	-	-	:	:	:	4
Total category 9 - Early retirement			:	:	:	-	-	-	:	:	:	

Notes

- 1 Mixed measure including actions in categories 2 and 4. The participants are the same in each category and should not be added together.
- 2 Training program with a fixed duration of 3 months, twice a year: March-May and October-December.
- 3 Data on apprenticeship (category 2.4) are not considered comparable between countries so aggregates on training should be considered excluding this sub-category.
- 4 Measures previously managed by the Social Security Institute. In 1999, the responsibility was transferred to the Informatic and Statistical Institute for Solidarity. As a result, data on participants are not available for 1999.
- 5 Programme of employment for seasonally unemployed agricultural workers available from 1st December to the 15th March.
- 6 Includes data from IEFP and DFRP only. Data from IIES (Informatic and Statistical Institute for Solidarity) are not available (see note 5) and the total participants are therefore understated.


C.3.13 Stock, entrants and exits by sex and age and by type of action (Detailed country tables): Suomi/Finland, 1999

Number of participants


	Category, measure number and name		Men and women					Women			Notes	
			Total			Under 25s			Total			
			Stock	Entrants	Exits	Stock	Entrants	Exits	Stock	Entrants		Exits
0 - Public employment services (PES)												
0	5	Mobility allowance	n.r.	14,884	14,884	n.r.	4,924	4,924	n.r.	:	:	1
	18	Placement services	586,349	890,982	548,790	88,350	196,817	:	315,494	470,100	:	2
	21	Training and vocational information services	n.r.	518,193	518,193	n.r.	:	:	n.r.	:	:	1
0Adj	-	Adjustment for double counting	0	-533,077	-533,077	0	-4,924	-4,924	0	:	:	3
Total category 0 - Public employment services (PES)			586,349	890,982	548,790	88,350	:	:	315,494	:	:	
1 - Intensive counselling and job-search assistance												
1	20	Vocational guidance	:	39,061	:	:	16,235	:	:	:	:	1
Total category 1 - Intensive counselling and job-search assistance			:	39,061	:	:	16,235	:	:	:	:	
2 - Training												
2.1	6	Labour market training	37,686	119,208	90,375	5,767*	19,095*	15,238	19,186*	60,702*	46,899	
	17	Support for self-motivated training for long-term unemployed persons	1,810*	1,165	:	-	-	:	1,256	812	:	
	24	The adult training supplement of the training and redundancy fund	1,604*	3,513	:	-	-	:	875*	1,887	:	4
2.2	12	Employment subsidy for practical training	836	3,159	3,611	306	1,091	:	606	2,276	:	
	15	Trainee work with labour market support	10,733	32,939	38,141	8,719	26,902	:	6,878	20,676	:	
2.4	7	Apprenticeship for the unemployed	8,433	6,628	9,208	4,333	3,795	:	3,846	2,986	:	
2Adj	-	Adjustment for double counting	-837	-1,834	:	:	:	:	-457	-985	:	3
Total category 2 - Training			60,265*	164,778	:	:	:	:	32,190*	88,354	:	
Total category 2 - Training (excl. sub-category 2.4)			51,832*	158,150	:	:	:	:	28,344*	85,368	:	5
3 - Job rotation and job sharing												
3.1	16	Job rotation	4,618	8,353	:	838*	1,550	:	3,237	5,845	:	6
3.2	13	Part-time pay supplement	6,010	9,672	11,686	768	1,404	:	5,406	8,695	:	
Total category 3 - Job rotation and job sharing			10,628	18,025	:	1,606*	2,954	:	8,643	14,540	:	
4 - Employment incentives												
4.1	10	Employment subsidy, private companies	4,176	9,096	10,332	765	1,798	:	2,317	4,828	:	
	35	Combined subsidy	9,790	17,375	13,601	253	520	:	5,886	9,922	:	
Total category 4 - Employment incentives			13,966	26,471	23,933	1,018	2,318	:	8,203	14,750	:	

C.3.13 Stock, entrants and exits by sex and age and by type of action (Detailed country tables): Suomi/Finland, 1999

Number of participants

	Category, measure number and name		Men and women						Women			Notes
			Total			Under 25s			Total			
			Stock	Entrants	Exits	Stock	Entrants	Exits	Stock	Entrants	Exits	
5 - Integration of the disabled												
5.2	34	Sheltered work	2,570	:	:	182	:	:	1,028*	:	:	7
5.3	22	Vocational rehabilitation	1,359	12,788	:	:	:	:	:	:	:	8
	25	Rehabilitation activities of the social insurance institution	3,800	15,861	:	660*	2,754	:	:	:	:	
	26	Rehabilitation activities of the employment pension scheme	1,175	3,879	1,282	:	:	:	569	1,880	:	
	27	Rehabilitation activities of the accident and traffic insurance	550*	1,650*	:	:	:	:	:	:	:	
Total category 5 - Integration of the disabled			9,454*	:	:	:	:	:	:	:	:	
6 - Direct job creation												
6.2	8	Temporary government employment	5,858	9,985	12,219	292	601	:	3,037	4,496	:	
	9	Employment subsidy, municipalities	14,209	28,453	32,342	2,651	6,180	:	9,557	18,999	:	
Total category 6 - Direct job creation			20,067	38,438	44,561	2,943	6,781	:	12,594	23,495	:	
7 - Start-up incentives												
7	11	Start-up grant	2,155	4,548	4,835	175	408	:	1,028	2,161	:	
Total category 7 - Start-up incentives			2,155	4,548	4,835	175	408	:	1,028	2,161	:	
8 - Out-of-work income maintenance and support												
8.1	1	Earnings-related unemployment allowance	124,792*	334,773	:	5,853*	15,702	:	71,716*	192,389	:	9
	2	Basic unemployment allowance	13,744*	45,710	:	2,778*	9,240	:	6,096*	20,274	:	9
	4	Labour market support (passive component)	142,829*	210,511	:	:	:	:	:	:	:	9,10
8.2	30	Earnings related adjusted unemployment allowance as partial unemployment benefit	751	6,924	:	:	:	:	:	:	:	9
	32	Adjusted basic unemployment allowance or labour market support as partial unemployment benefit	23	208	:	:	:	:	:	:	:	9
8.3	31	Earnings related adjusted unemployment allowance as part-time unemployment benefit	23,671	84,017	:	:	:	:	:	:	:	9
	33	Adjusted basic unemployment allowance or labour market support as part-time unemployment benefit	14,769	59,657	:	:	:	:	:	:	:	9
8.4	23	Redundancy payment	n.r.	7,412	7,412	n.r.	-	-	n.r.	3,756	3,756	
8.5	28	Pay security	n.r.	6,153	6,153	n.r.	:	:	n.r.	:	:	
Total category 8 - Out-of-work income maintenance and support			320,579*	755,365	:	:	:	:	:	:	:	

C.3.13 Stock, entrants and exits by sex and age and by type of action (Detailed country tables): Suomi/Finland, 1999


 Category, measure number and name		Men and women						Women			Notes	
		Total			Under 25s			Total				
		Stock	Entrants	Exits	Stock	Entrants	Exits	Stock	Entrants	Exits		
9 - Early retirement												
9.2	3	Unemployment pension	48,014	12,089	9,581	-	-	-	24,944	6,368	4,979	
Total category 9 - Early retirement			48,014	12,089	9,581	-	-	-	24,944	6,368	4,979	

Notes

- 1 Participants are all registered jobseekers counted in FIN-18 and the figures should not be added together.
- 2 Entrants: total participants in the year (i.e. stock from the end of the previous year plus new starts).
- 3 Adjustment to eliminate double counting where the same person benefits from more than one measure at the same time. See notes for individual measures in the category for details.
- 4 52.2% of the entrants to measure FIN-24 are also counted in FIN-6. The same ratio is applied to each variable to evaluate the impact of double counting.
- 5 Data on apprenticeship (category 2.4) are not considered comparable between countries so aggregates on training should be considered excluding this sub-category.
- 6 Data refer to the number of the unemployed persons in job rotation places.
- 7 Stock: year end figure. Data refer to the number of sheltered workplaces at the workshops and excludes officials and subsidised workers covered by other schemes.
- 8 Entrants: total number of activities financed by the Labour Administration. A person in rehabilitation usually benefits from various activities during rehabilitation (examinations, ability testing, job trials, etc).
- 9 Stock: estimated from the number of daily allowances paid and days payable per year (226). Entrants: total participants in the year (i.e. stock from the end of the previous year plus new starts).
- 10 Passive component of labour market support only. Active components reported under the appropriate measure (FIN-6, FIN-22, FIN-15).


C.3.14 Stock, entrants and exits by sex and age and by type of action (Detailed country tables): Sverige, 1999

Number of participants


 Category, measure number and name	Men and women						Women			Notes
	Total			Under 25s			Total			
	Stock	Entrants	Exits	Stock	Entrants	Exits	Stock	Entrants	Exits	
0 - Public employment services (PES)										
0 19 Placement service	204,806	783,625	752,296	29,577	207,046	207,227	91,560	369,917	362,567	
20 Vocational guidance service	71,874	246,705	246,375	2,311	73,808	72,522	4,117	116,853	117,267	
Total category 0 - Public employment services (PES)	276,680	1,030,330	998,671	31,888	280,854	279,749	95,677	486,770	479,834	
1 - Intensive counselling and job-search assistance										
1 14 Vocational rehabilitation (AMI)	6,899	22,428	24,631	793	2,704	2,805	3,316	10,999	11,998	
Total category 1 - Intensive counselling and job-search assistance	6,899	22,428	24,631	793	2,704	2,805	3,316	10,999	11,998	
2 - Training										
2.1 1 Employment training within the regular education system	5,936	11,590	13,291	821	1,602	1,890	3,485	6,781	7,646	
2 Labour market training outside the regular system	39,019	93,192	100,178	6,853	17,555	18,303	19,064	45,421	47,805	
6 Computer centres/activity centres	7,328	32,141	36,965	1,533	7,652	8,675	4,019	17,405	19,981	
11 On-the-job training	535*	:	:	:	:	:	348*	:	:	1,2
22 Study allowance for the unemployed (SVUXA)	41,349	:	:	4,962*	:	:	29,357*	:	:	3,4
32 Swedish national IT training programme (SwIT)	3,081	5,989	5,013	611	1,207	869	1,094	2,210	1,821	
39 Adult education initiative	133,503	:	:	:	:	:	88,122	:	:	5
41 [Component] Special training grant (UBS) - Unemployed	93,722*	:	:	-	:	:	68,417*	:	:	6
2.2 3 International practice scholarship	283*	847	:	:	:	:	184*	:	:	2
2.3 25 Project work	655	983	1,813	26	67	105	280	461	796	
2Adj - Adjustment for double counting	-55,385			-1,962			-40,103			7
Total category 2 - Training	270,026*	:	:	:	:	:	174,266*	:	:	
Total category 2 - Training (excl. sub-category 2.4)	270,026*	:	:	:	:	:	174,266*	:	:	8
3 - Job rotation and job sharing										
3.1 41 [Component] Special training grant (UBS) - Employees with replacement	15,424*	:	:	-	:	:	11,260*	:	:	
Total category 3 - Job rotation and job sharing	15,424*	:	:	-	:	:	11,260*	:	:	
4 - Employment incentives										
4.1 7 Municipal youth programme	7,309	17,187	21,307	7,305	17,167	21,282	4,083	9,244	11,653	
15 Mobility allowance	n.r.	:	:	n.r.	:	:	n.r.	:	:	
31 Development guarantee for young persons	5,555	14,926	14,981	5,528	14,899	14,284	2,484	6,537	6,642	
33 Individual hiring support	9,682	23,407	31,791	2,494	6,220	8,509	3,434	8,215	11,292	
35 Workplacement scheme	32,744	90,617	119,944	3,799	13,609	16,324	14,620	40,976	55,223	
36 General recruitment incentive	3,921	5,865	943	963	1,447	180	1,453	2,115	287	
37 Extended recruitment incentive	2,553	3,713	189	108	160	12	850	1,258	65	
Total category 4 - Employment incentives	61,764	:	:	20,197	:	:	26,924	:	:	

C.3.14 Stock, entrants and exits by sex and age and by type of action (Detailed country tables): Sverige, 1999

Number of participants

	Category, measure number and name										Men and women						Women			Notes
											Total			Under 25s			Total			
	Stock	Entrants	Exits	Stock	Entrants	Exits	Stock	Entrants	Exits	Stock	Entrants	Exits								
5 - Integration of the disabled																				
5.1	12	Wage subsidies	50,077	10,092	11,309	1,300	771	555	19,665	3,725	4,292									
	38	Supported employment programme (SIUS)	188	672	416	46	182	96	81	286	178									
	40	Workplace adjustment grants	n.r.	:	:	n.r.	:	:	n.r.	:	:									
5.2	13	Public sheltered employment (OSA)	5,758	1,748	2,333	130	111	131	1,214	472	597									
	21	Samhall	27,014	2,608	2,847	:	:	:	12,426	1,200*	1,310*	9								
Total category 5 - Integration of the disabled			83,037	:	:	:	:	:	33,386	:	:									
6 - Direct job creation																				
6.2	8	Resource work	2,943	5,603	8,838	261	564	813	1,981	3,681	6,167									
	10	Temporary public employment for older unemployed (OTA)	7,780	910	4,034	2	7	8	3,692	424	1,902	10								
Total category 6 - Direct job creation			10,723	6,513	12,872	263	571	821	5,673	4,105	8,069									
7 - Start-up incentives																				
7	9	Start-up grants	10,813	15,730	18,533	635	1,105	1,149	4,918	6,297	7,875									
Total category 7 - Start-up incentives			10,813	15,730	18,533	635	1,105	1,149	4,918	6,297	7,875									
8 - Out-of-work income maintenance and support																				
8.1	16	[Component] Unemployment insurance and Basic insurance - Full-time unemployed	227,796	609,145	601,838	20,667	93,556	100,564	102,742	286,035	278,661									
8.3	16	[Component] Unemployment insurance and Basic insurance - Part-time unemployed	113,207	93,062	117,271	13,427	17,440	20,864	93,025	75,383	92,883									
8.5	30	Wage guarantee	n.r.	18,917	:	n.r.	:	:	n.r.	:	:									
Total category 8 - Out-of-work income maintenance and support			341,003	721,124	:	34,094	:	:	195,767	:	:									

C.3.14 Stock, entrants and exits by sex and age and by type of action (Detailed country tables): Sverige, 1999


 Category, measure number and name		Men and women						Women			Notes		
		Total			Under 25s			Total					
		Stock	Entrants	Exits	Stock	Entrants	Exits	Stock	Entrants	Exits			
9 - Early retirement													
9.1	34	Change of generations	n.s.	116	:		n.s.	:	:	n.s.	:	:	11
9.2	29	Occasional resignation compensation	15,434	:	:		:	:	:	7,418	:	:	
Total category 9 - Early retirement			15,434	:	:		:	:	:	7,418	:	:	

Notes


- 1 Stock: estimated as full-time equivalents. Data refer only to training for employed persons at risk of losing their job.
- 2 Stock: figures for women estimated on the basis that women represent 65% of stock for the other measures in the training category.
- 3 Stock: total participants in the year (i.e. stock from the end of the previous year plus new starts).
- 4 Double counting: 16,350 (39.5%) of participants are also counted in S-39 (Adult education initiative).
- 5 Stock: jobseekers registered with the PES less than 60 days before the last period of municipal adult education studies. Participants generally receive study allowances paid through S-22.
- 6 Double counting: 39,036 (41.65%) of participants are also counted in S-39 (Adult education initiative).
- 7 Adjustment to eliminate double counting where the same person benefits from more than one measure at the same time. See notes for individual measures in the category for details.
- 8 Data on apprenticeship (category 2.4) are not considered comparable between countries so aggregates on training should be considered excluding this sub-category. Here category 2.4 is not reported so the total for training is not affected.
- 9 Stock: year end figure.
- 10 The measure effectively finished in 1999 so the number of entrants are low compared to exits and to entrants in previous years.
- 11 Stock: Assumed to be not significant since expenditure is less than 1% of category total (see table B.3.14).

C.3.15 Stock, entrants and exits by sex and age and by type of action (Detailed country tables): United Kingdom, 1999

Number of participants

 Category, measure number and name	Men and women						Women			Notes
	Total			Under 25s			Total			
	Stock	Entrants	Exits	Stock	Entrants	Exits	Stock	Entrants	Exits	
0 - Public employment services (PES)										
0 9	Job placing - Employment service placing and advisory functions									
	:	:	:	:	:	:	:	:	:	:
Total category 0 - Public employment services (PES)										
	:	:	:	:	:	:	:	:	:	:
1 - Intensive counselling and job-search assistance										
1 1	[Component] New Deal for 18-24 - Gateway & Follow-through									
	92,395	192,600	173,600	92,395	192,600	173,600	23,433	56,000	:	:
8	Jobseeker's allowance (JSA) - Interviews									
	:	3,000,000*	:	:	:	:	:	:	:	:
14	Travel to interview scheme									
	:	21,800	21,800	:	:	:	:	:	:	:
16	Work trials									
	325*	5,200	5,200*	:	:	:	57*	905	905*	:
20	Jobfinder/Jobfinder Plus									
	:	68,200	:	:	:	:	:	:	:	:
22	Programme centres (plus other jobsearch provision: Jobclub, Jobplan)									
	:	194,200	:	:	:	:	:	:	:	:
10	New Deal for Partners of Unemployed People (NDPU)									
	:	:	:	:	:	:	:	:	:	:
23	PACTS - Placing assessment and counselling teams									
	:	:	:	:	:	:	:	:	:	:
Total category 1 - Intensive counselling and job-search assistance										
	:	:	:	:	:	:	:	:	:	:
2 - Training										
2.1 1	[Component] New Deal for 18-24 - Education and training option									
	19,579	32,900	9,816	19,579	32,900	9,816	5,779	9,500	:	:
2.3 4	Work-based learning for adults (WBLA)									
	34,250	108,300	108,000	-	-	-	10,617*	33,573	33,480*	1
2.4 5	Work-based training for young people (WBTP)									
	289,775	258,400	251,700	289,775	258,400	251,700	139,092*	126,616	120,816*	1
Total category 2 - Training										
	343,604	399,600	369,516	309,354	291,300	261,516	155,488*	169,689	:	:
Total category 2 - Training (excl. sub-category 2.4)										
	53,829	141,200	117,816	19,579	32,900	9,816	16,396*	43,073	:	2
3 - Job rotation and job sharing										
3										
Total category 3 - Job rotation and job sharing										
	-	-	-	-	-	-	-	-	-	-
4 - Employment incentives										
4.1 1	[Component] New Deal for 18-24 - Employment option									
	11,769	14,800	11,926	11,769	14,800	11,926	3,152	3,800	:	:
29	Jobfinder's grant									
	n.r.	18,800	18,800	n.r.	:	:	n.r.	:	:	:
Total category 4 - Employment incentives										
	11,769	33,600	30,726	11,769	:	:	3,152	:	:	:


C.3.15 Stock, entrants and exits by sex and age and by type of action (Detailed country tables): United Kingdom, 1999

		Number of participants										
 Category, measure number and name		Men and women						Women			Notes	
		Total			Under 25s			Total				
		Stock	Entrants	Exits	Stock	Entrants	Exits	Stock	Entrants	Exits		
5 - Integration of the disabled												
5	24	Employment rehabilitation (Work preparation)	2,533*	15,200	15,200*	:	:	:	:	:	:	
5.1	31	Access to work	n.r.	20,700	:	n.r.	:	:	n.r.	:	:	
	32	Job introduction scheme (JIS)	:	:	:	:	:	:	:	:	:	
5.3	12	New Deal for Disabled People (NDDP)	:	:	:	:	:	:	:	:	3	
Mixed	33	Supported employment (including Remploy)	22,900	:	:	:	:	:	:	:	:	
Total category 5 - Integration of the disabled			:	:	:	:	:	:	:	:	:	
6 - Direct job creation												
6.2	1	[Component] New Deal for 18-24 - Voluntary sector & Environment Task Force options	17,049	36,000	10,458	17,049	36,000	:	3,993	8,700	:	
Total category 6 - Direct job creation			17,049	36,000	10,458	17,049	36,000	:	3,993	8,700	:	
7 - Start-up incentives												
7	36	Youth enterprise initiative (YEI)	:	:	:	:	:	:	:	:	:	
Total category 7 - Start-up incentives			:	:	:	:	:	:	:	:	:	
8 - Out-of-work income maintenance and support												
8.1	3	Jobseeker's allowance (JSA): payments	1,307,786	3,098,872	3,201,221	313,795	1,159,827	1,149,260	306,618	906,321	925,372	4
Total category 8 - Out-of-work income maintenance and support			1,307,786	3,098,872	3,201,221	313,795	1,159,827	1,149,260	306,618	906,321	925,372	
9 - Early retirement												
9			-	-	-	-	-	-	-	-	-	
Total category 9 - Early retirement			-	-	-	-	-	-	-	-	-	
Mixed measures												
Mixed	2	New Deal for 25 years old and over	78,900	137,500	133,900	-	-	-	12,000	21,900	21,000	5
	11	New Deal for Lone Parents (NDLP)	63,280	96,280	54,070	:	:	:	59,700	91,450	51,200	6
	35	Employment zones	n.s.	n.s.	n.s.	n.s.	n.s.	n.s.	n.s.	n.s.	n.s.	7,8
	37	New Deal 50+	:	:	:	:	:	:	:	:	:	6
Total category - Mixed measures			:	:	:	:	:	:	:	:	:	


Notes

- 1 Data refer to England and Wales only.
- 2 Data on apprenticeship (category 2.4) are not considered comparable between countries so aggregates on training should be considered excluding this sub-category.
- 3 Pilots began in six regions in September 1998. Six further pilots were introduced in April 1999. National implementation will be considered from April 2000.
- 4 Data refer to the whole of the UK and are not consistent with expenditure which refer to Great Britain only (i.e. excluding Northern Ireland). Data refer to the UK financial year (April-March). Stock: year start figure.
- 5 Mixed measure including actions in categories 1,2 and 4. The breakdown of participants between categories is not known.
- 6 Mixed measure including actions in categories 1 and 4. The breakdown of participants between categories is not known.
- 7 Mixed measure including actions in categories 1,2 and 6. The breakdown of participants between categories is not known.
- 8 Pilot scheme with five prototype zones in operation since February 1998. Expenditure is less than 1% of total and participant numbers are considered to be small.

C.3.16 Stock, entrants and exits by sex and age and by type of action (Detailed country tables): Norway, 1999

 Category, measure number and name			Men and women						Women			Notes
			Total			Under 25s			Total			
			Stock	Entrants	Exits	Stock	Entrants	Exits	Stock	Entrants	Exits	
0 - Public employment services (PES)												
0	2	Job placement services	:	:	:	:	:	:	:	:	:	
	3	Vocational guidance	:	:	:	:	:	:	:	:	:	
Total category 0 - Public employment services (PES)			:	:	:	:	:	:	:	:		
1 - Intensive counselling and job-search assistance												
1	4	Job clubs	93	1,021	1,017	24	230	228	47	519	517	
Total category 1 - Intensive counselling and job-search assistance			93	1,021	1,017	24	230	228	47	519	517	
2 - Training												
2.1	7	Labour Market Training (AMO)	4,529	22,412	:	996	:	:	2,471	:	:	
2.2	8	Traineeship/sponsorship scheme	2,107	6,541	6,134	1,448	4,481	4,200	1,104	3,357	3,194	
	9	In-house training (BIO)	n.s.	n.s.	n.s.	n.s.	n.s.	n.s.	n.s.	n.s.	n.s.	
2.4	10	Apprentices in government agencies	36	10	53	19	3	25	10	4	17	
Total category 2 - Training			6,672	28,963	:	2,463	:	:	3,585	:	:	
Total category 2 - Training (excl. sub-category 2.4)			6,636	28,953	:	2,444	:	:	3,575	:	2	
3 - Job rotation and job sharing												
3.1	12	Temporary substitute places	118	94	306	30	31	78	86	69	215	
Total category 3 - Job rotation and job sharing			118	94	306	30	31	78	86	69	215	
4 - Employment incentives												
4.1	5	Mobility promoting grants	n.r.	:	:	n.r.	:	:	n.r.	:	:	
	6	Wage subsidies to employers	3,041	7,098	7,873	475	1,481	1,518	932	2,313	2,533	
Total category 4 - Employment incentives			3,041	:	:	475	:	:	932	:	:	
5 - Integration of the disabled												
5.1	13	In-house rehabilitation (BIA)	706	1,469	1,464	18	46	41	373	788	762	
	18	Integration subsidies	420	249	312	125	90	89	180	107	147	
	19	Supported employment (AB)	1,306	1,339	1,063	414	432	304	553	579	443	
	23	Sheltered workshops (AMB) phase 1	1,102	4,149	3,944	146	619	564	424	1,559	1,495	
5.2	15	Preparatory job training (AFT)	1,146	2,434	2,108	229	540	437	522	1,032	895	
	20	Sheltered workshops (AMB) phase 3	1,881	434	616	6	7	10	549	124	200	
	24	Sheltered workshops (AMB) phase 2	2,517	2,661	2,801	286	397	354	877	899	912	
5.3	14	Public sector employment for the occupationally disabled	1,716	1,523	2,479	86	102	158	856	764	1,193	
	16	Job training groups (ATG)	209	352	476	121	245	310	67	108	144	
	21	Practice in regular places of work	4,428	2,237*	2,244	497	119*	199	2,435	1,209*	1,252	
	22	Education in regular schools	17,910	7,667*	5,689	2,352	713*	529	9,558	3,953*	2,865	
Total category 5 - Integration of the disabled			33,341	24,514*	23,196	4,280	3,310*	2,995	16,394	11,122*	10,308	

C.3.16 Stock, entrants and exits by sex and age and by type of action (Detailed country tables): Norway, 1999

 Category, measure number and name		Men and women						Women			Notes	
		Total			Under 25s			Total				
		Stock	Entrants	Exits	Stock	Entrants	Exits	Stock	Entrants	Exits		
6 - Direct job creation												
6.2	11	Temporary public employment (KAJA)	1	4	6	-	-	-	1	1	2	
Total category 6 - Direct job creation			1	4	6	-	-	-	1	1	2	
7 - Start-up incentives												
7	25	Start your own business	293	722	701	12	44	37	102	233	247	
Total category 7 - Start-up incentives			293	722	701	12	44	37	102	233	247	
8 - Out-of-work income maintenance and support												
8.1	17	Special rehabilitation measure (SPA)	1,363	2,755	3,172	716	1,418	1,591	488	861	1,052	
Mixed	1	Unemployment benefits	57,541	:	:	7,294	:	:	27,870	:	:	
Total category 8 - Out-of-work income maintenance and support			58,904	:	:	8,010	:	:	28,358	:	:	
9 - Early retirement												
9			-	-	-	-	-	-	-	-	-	
Total category 9 - Early retirement			-	-	-	-	-	-	-	-	-	

Notes

- 1 Participants assumed to be not significant since expenditure on this measure is less than 2% of that on training overall.
- 2 Data on apprenticeship (category 2.4) are not considered comparable between countries so aggregates on training should be considered excluding this sub-category.
- 3 Participants data not available. A new register will provide data from the year 2002.
- 4 Entrants: estimated from stocks and exits.

D INVENTORY OF LMP MEASURES

D.1 INVENTORY OF LMP MEASURES: Belgique/België, 1999

Category	Measure	Name (English)	Name (National language)	
----------	---------	----------------	--------------------------	---

0 - Public employment services (PES)

0	1	Public employment services (Fed, RF, RW, RB)	Services publics de l'emploi (Fed, RF, RW, RB)
---	---	--	--

1 - Intensive counselling and job-search assistance

1	2	Support plan for the unemployed (RF, RW, RB)	Plan d'accompagnement des chômeurs (RF, RW, RB)
1	12	Vocational integration (RW, RB)	Insertion socio-professionnelle (RW, RB)
1	25	Active jobsearch workshop (RW, RB, RF)	Ateliers de recherche active d'emploi (RW, RB, RF)
1	30	Regional employment missions (RW)	Missions régionales pour l'emploi (RW)

2 - Training

2.1	3	Encouraging the unemployed to resume studying (Fed)	Encouragement de chômeurs à reprendre des études (Fed)
2.1	40	Vocational training (RF)	Formation professionnelle (RF)
2.1	41	Vocational training (RW)	Formation professionnelle (RW)
2.1	42	Vocational training (RB)	Formation professionnelle - (RB - Commission Communautaire Française de la Région de Bruxelles)
2.1	43	Vocational training (Fed)	Formation professionnelle - (Fed)
2.2	7	Support for the creation, extension and restructuring of enterprises (RW, RB)	Aides à la création, extension, reconversion d'entreprises (RW, RB)
2.2	13	Training and integration contract (RW)	Contrat formation-insertion (RW)
2.2	29	Tutorial (RB)	Tutorat (RB)
2.3	8	Alternance training Fed)	Formation en alternance (Fed)
2.3	9	Alternance training and springboard projects (CFI)	Formation en alternance et projets tremplins (CFI)
2.3	10	Alternance training (RW)	Formation en alternance (RW)
2.3	11	Apprenticeship islands (RF)	Ilot d'apprentissage/ Leereilanden (RF)

3 - Job rotation and job sharing

3.1	32	Promoting reintegration of the unemployed through redistribution of work (RF)	Remise au travail de chômeurs à l'aide de la redistribution du travail (RF)
3.1,3.2	15	Career break (Fed, RF)	Interruption de la carrière professionnelle (Fed, RF)

4 - Employment incentives

4	39	Part-time workers receiving income guarantee allowance	Travailleurs à temps partiel avec allocation de garantie de revenus
4.1	22	Plan +1, +2, +3 (Fed)	Plan +1, +2, +3 (Fed)
4.1	24	Employment agreements (Fed)	Accords pour l'emploi (Fed)
4.1	26	Relocation allowances for the unemployed (RB)	Interventions dans les frais de réinstallation des chômeurs (RB)
4.1	28	Transition-to-work subsidy (RB)	Prime de transition professionnelle (RB)
4.1.1	16	Recruitment subsidy (RB)	Prime à l'embauche (RB)
4.1.1	23	Recruitment benefits (Fed)	Plan avantage à l'embauche (Fed)
4.1.1	35	Traineeships for young people (Fed)	Stage des jeunes (Féd)
4.1.2	17	Recruitment of unemployed persons by SMEs (RW, RB)	Recrutement de chômeurs par les PME (RW, RB)

5 - Integration of the disabled

5	36	Work and rehabilitation for disabled persons (RF, RW, RB)	Travail et réadaptation des handicapés (RF, RW, RB)
---	----	---	---


6 - Direct job creation

6.1	14	Third working circuit (RF, RW, RB)	Troisième circuit de travail (RF, RW, RB)
6.1	18	Subsidised contractors (RF, RW, RB)	Agents contractuels subventionnés (RF, RW, RB)
6.1	19	Promoting employment in the non-market sector - FBI (Fed, RF, RW, RB)	Promotion de l'emploi dans le secteur non marchand - FBI (Fed, RF, RW, RB)
6.2	21	Local employment agencies (Fed)	Agences locales d'emploi (Féd)
6.2	27	Transition-to-work scheme (RF)	Programme de transition professionnelle (RF)

7 - Start-up incentives

7	34	Loans for unemployed persons (Fed)	Prêt chômeur (Fed)
---	----	------------------------------------	--------------------

D.1 INVENTORY OF LMP MEASURES: Belgique/België, 1999


Category	Measure	Name (English)	Name (National language)	
8 - Out-of-work income maintenance and support				
8.1.1,8.2,8	37	Unemployment benefit (Fed)	Indemnisation du chômage (Fed)	
	.5			
9 - Early retirement				
9.1.1	38	Early retirement by collective agreement (Fed)	Prépension conventionnelle (Fed)	
Count of measures		37		

D.2 INVENTORY OF LMP MEASURES: Danmark, 1999

Category	Measure	Name (English)	Name (National language)
0 - Public employment services (PES)			
0	5	Public employment service	Arbejdsformidlingen
1 - Intensive counselling and job-search assistance			
1	9	Specially arranged activation	Særligt tilrettelagte aktiverende forløb
1	17	Educational and vocational guidance	Vejlednings- og introduktionsforløb
2 - Training			
2.1	8	Education and training	Uddannelsesaktivering
2.1	16	Training leave from unemployment	Orlov til uddannelse fra ledighed
2.1	19	Adult and supplementary training	Voksen- og efteruddannelse
3 - Job rotation and job sharing			
3.1	14	Sabbatical leave	Orlov til sabbat
4 - Employment incentives			
4.1.2	6	Job training	Jobtræning
4.1.2	7	Individual job training	Individuel jobtræning
5 - Integration of the disabled			
5	30	Support of disabled	Støtte til handicappede
5.2	21	Flex jobs	Flexjob
5.2	22	Light jobs	Skånejob
5.3	20	Rehabilitation	Revalidering
5.3	28	Pre - rehabilitation	Forrevalidering
5.3	29	Unemployment allowance	Ledighedsydelse
6 - Direct job creation			
6.2	10	Voluntary not paid activities	Frivillige ulønnede aktiviteter
6.2	11	Pool jobs	Puljejob
7 - Start-up incentives			
7	12	Enterprise allowance (insured unemployed)	Etableringsydelse (dagpengeberettigede)
7	13	Enterprise allowance (social assistance recipients)	Igangsætningsydelse (kontanthjælpsmodtagere)
8 - Out-of-work income maintenance and support			
8.1.1,8.2, 8.3	1	Unemployment Insurance	Ledige med arbejdsløshedsdagpenge
8.1.2	2	Social assistance (unemployment)	Kontanthjælp til ledige
8.5	25	Wage earners guarantee fund	Lønmodtagernes garantifond
9 - Early retirement			
9.2	3	Transitional allowance	Overgangsydelse
9.2	24	Early retirement pay, from unemployment	Efterløn fra ledighed
Count of measures		24	



D.3 INVENTORY OF LMP MEASURES: Deutschland, 1999

Category	Measure	Name (English)	Name (National language)	
0 - Public employment services (PES)				
0	5	Job placement	Arbeitsvermittlung	
0	33	Apprenticeship placement	Ausbildungsvermittlung (in berufliche Ausbildungsstellen)	
1 - Intensive counselling and job-search assistance				
1	27	Independent measures	Freie Förderung = Maßnahmentypen frei wählbar	
1	28	Involvement of third parties in the placement of unemployment-assistance recipients	Beteiligung Dritter an der Vermittlung von Arbeitslosenhilfebeziehern	
1	35	Counselling and placement assistance	Unterstützung der Beratung und Vermittlung	
2 - Training				
2.1	6	Measures to improve prospects of integration - training measures	Maßnahmen zur Verbesserung der Eingliederungsaussichten (Trainingsmaßnahmen)	
2.1	11	Support for vocational preparation training measures for young people	Förderung berufsvorbereitender Bildungsmaßnahmen für Jugendliche	
2.1	12	Support for further vocational training	Förderung der beruflichen Weiterbildung	
2.1	20	Subsidies towards measures included in social plans	Zuschüsse zu Sozialplanmaßnahmen	
2.1	26	Language tuition for new resettlers, persons having right of asylum and quota refugees	Deutsch-Sprachlehrgänge für Spätaussiedler, Asylberechtigte und Kontingentflüchtlinge	
2.1	31	ESF Federal programme	ESF-Bundesprogramm	
2.4	19	Support for vocational training for those with learning difficulties/social disadvantage	Förderung der Berufsausbildung von lernbeeinträchtigten oder sozial benachteiligten Auszubildenden	
2.4	34	Vocational training allowance	Berufsausbildungsbeihilfe	
3 - Job rotation and job sharing				
4 - Employment incentives				
4.1.1	7	Mobility allowances	Mobilitätshilfen (Förderung der Arbeitsaufnahme)	
4.1.1	16	Recruitment subsidy for new businesses	Einstellungszuschuss für Arbeitslose bei Neugründungen	
4.1.1	18	Integration subsidies	Eingliederungszuschüsse	
4.1.1	25	Employment assistance scheme for long-term unemployed	Beschäftigungshilfen für Langzeitarbeitslose	
4.1.2	8	Employee allowance	Arbeitnehmerhilfe	
4.1.2	17	Integration contract	Eingliederungsvertrag	
5 - Integration of the disabled				
5.1	23	Special incentives for the recruitment and employment of the severely disabled	Besondere Förderung der Einstellung und Beschäftigung Schwerbehinderter	
5.3	13	Vocational rehabilitation	Berufliche Eingliederung Behinderter	
6 - Direct job creation				
6.2	21	Support for job-creation measures (ABMs)	Förderung von Arbeitsbeschaffungsmaßnahmen (ABM)	
6.2	22	Support for structural adjustment measures	Förderung von Strukturanpassungsmaßnahmen	
7 - Start-up incentives				
7	9	Bridging allowance	Überbrückungsgeld	
8 - Out-of-work income maintenance and support				
8.1.1	1	Unemployment benefit	Arbeitslosengeld	
8.1.2	3	Unemployment assistance	Arbeitslosenhilfe	
8.1.2	29	Integration assistance for new resettlers, persons having right of asylum and quota refugees	Eingliederungshilfe für Spätaussiedler, Asylberechtigte und Kontingentflüchtlinge	
8.2	14	Short-time working allowance	Kurzarbeitergeld	
8.2	15	Promotion of year-round employment in construction	Förderung der ganzjährigen Beschäftigung in der Bauwirtschaft	
8.3	2	Part-time unemployment benefit	Teilarbeitslosengeld	
8.5	4	Bankruptcy compensation payment	Insolvenzgeld	

D.3 INVENTORY OF LMP MEASURES: Deutschland, 1999

Category	Measure	Name (English)	Name (National language)	
----------	---------	----------------	--------------------------	---

9 - Early retirement


9.1.2	24	Support of part-time employment for older employees	Förderung der Altersteilzeitarbeit
-------	----	---	------------------------------------

Mixed measures

1.2.1,2.3, 2.4,4.1.1, 6.2	38	Immediate Action Programme against youth unemployment	Sofortprogramm zum Abbau der Jugendarbeitslosigkeit
---------------------------------	----	---	---

Count of measures	33
-------------------	----

D.4 INVENTORY OF LMP MEASURES: Ellada, 1999

Category	Measure	Name (English)	Name (National language)	
0 - Public employment services (PES)				
0	31	Counselling - Vocational guidance	Συμβουλευτική-Καθοδήγηση	
0	32	Placement by the public employment services (OAED employment agencies)	Τοποθέτηση από τις δημόσιες υπηρεσίες απασχόλησης	
0	62	Development of structures of supporting services in issues of gender equality (K.E.TH.I.)	Ανάπτυξη δομών Σ.Υ.Υ. του Κέντρου Ερευνών για Θέματα Ισότητας (Κ.Ε.Θ.Ι.)	
1 - Intensive counselling and job-search assistance				
2 - Training				
2	38	ADAPT	ADAPT	
2.1	8	Continuous vocational training programs for the unemployed (OAED)	Προγράμματα συνεχιζόμενης κατάρτισης (ΟΑΕΔ) για ανέργους	
2.1	16	Combating Social Exclusion	Καταπολέμηση του Κοινωνικού Αποκλεισμού	
2.1	33	Continuous vocational training programs for the unemployed (Ministry of Labour - KEK)	Προγράμματα συνεχιζόμενης κατάρτισης για ανέργους (Υπ. Εργασίας - ΚΕΚ)	
2.1	37	Training for unemployed seamen (Ministry of Merchant Marine)	Προγράμματα κατάρτισης Υπ. Εμπορικής Ναυτιλίας για ανέργους νεαρής ηλικίας	
2.1	59	General education for adults	Γενική Εκπαίδευση Ενηλίκων	
2.4	6	Programs of alternating education (Apprenticeship)		
3 - Job rotation and job sharing				
4 - Employment incentives				
4.1.2	9	Programme New Jobs for the unemployed	"ΝΘΕ" για ανέργους	
4.1.2	51	The "stage" programme for unemployed graduates	Το πρόγραμμα εργασιακής εμπειρίας "Stage" για νέους πτυχιούχους ανέργους	
5 - Integration of the disabled				
5.1	45	Employment subsidies for special social groups (New Jobs, and New Entrepreneurs)	Επιδότηση της Απασχόλησης Ειδικών Κοινωνικών Ομάδων (ΝΘΕ και ΝΕΕ)	
5.3	1	Training programs for people with special needs in three vocational training centres of OAED	Προγράμματα Επαγγελματικής Κατάρτισης και Ψυχοκοινωνικής Στήριξης στα ΚΕΚ για ΑΜΕΑ του ΟΑΕΔ	
5.3	42	Combating exclusion from the labour market for specific social groups with reduced mobility etc	Καταπολέμηση του αποκλεισμού από την αγορά εργασίας για ειδικές κοινωνικές κατηγορίες	
6 - Direct job creation				
7 - Start-up incentives				
7	10	Promotion of self-employment for new entrepreneurs	Προώθηση της αυταπασχόλησης νέων ελεύθερων επαγγελματιών	
8 - Out-of-work income maintenance and support				
8.1.1	22	Unemployment benefit	Επίδομα ανεργίας	
8.1.2	23	Special unemployment assistance for those exceeding the unemployment benefit period	Ειδικό βοήθημα μετά τη λήξη της επιδότησης λόγω ανεργίας	
8.1.2	24	Special assistance provided after the completion of three months as a registered unemployed	Ειδικό βοήθημα μετά την τρίμηνη παραμονή στα μητρώα ανέργων	
8.1.2	27	National System of Protection from Unemployment - ESPA (Benefit for young unemployed)	Εθνικό Σύστημα Προστασίας από την Ανεργία - ΕΣΠΑ	
8.1.2	28	Special assistance for ex offenders	Ειδικό βοήθημα σε αποφυλακισμένους	
8.1.2	29	Special assistance for former political refugees and repatriated	Ειδικό βοήθημα σε παλιννοστούτες	
8.2	58	Special seasonal assistance	Ειδικά Εποχιακά Βοηθήματα	

D.4 INVENTORY OF LMP MEASURES: Ellada, 1999

Category	Measure	Name (English)	Name (National language)	
----------	---------	----------------	--------------------------	---

9 - Early retirement

Mixed measures

4.1.1,7	60	Programmes New Jobs and New Entrepreneurs - Operational prog "Combating labour market exclusion"	Πρόγραμμα ΝΘΕ και ΝΕΕ - Επιχειρ.Πρόγραμμα "Καταπολέμηση του Αποκλεισμού από την Αγορά Εργασίας"
4.1.1,7	61	Programmes New Jobs and New Entrepreneurs - Community initiative "Employment"	Πρόγραμμα ΝΘΕ και ΝΕΕ στα πλαίσια της Κοινοτικής Πρωτοβουλίας "ΑΠΑΣΧΟΛΗΣΗ"
Count of measures		25	

D.5 INVENTORY OF LMP MEASURES: España, 1999

Category	Measure	Name (English)	Name (National language)
----------	---------	----------------	--------------------------



0 - Public employment services (PES)

1 - Intensive counselling and job-search assistance

1	28	Managing placement, vocational guidance and retraining	Gestión de la colocación, orientación y readaptación profesional
---	----	--	--

2 - Training

2.1	8	National plan for vocational training and integration (Plan FIP)	Plan Nacional de Formación e Inserción Profesional (PFIP)
2.3	9	Scheme for workshop schools and youth training centres (ET y CO)	Programa de escuelas-taller y casas de oficio (ET y CO)

3 - Job rotation and job sharing

3.1	17	Temporary work to replace maternity leavers, adoption, etc.	Contrato de interinidad para sustituir a trabajadores durante descanso por maternidad, adopción y ac
-----	----	---	--

4 - Employment incentives

4.1	29	Support for domestic migration	Apoyo a las migraciones interiores
4.1.1	11	Open ended employment contracts for the unemployed	Contratación indefinida de trabajadores desempleados
4.1.1	12	Open ended employment contracts for persons aged over 45	Contratación indefinida >45 años
4.1.1	15	Transforming fixed term contracts into permanent contracts	Conversión en indefinidos de contratos de duración determinada o temporales

5 - Integration of the disabled

5.1	13	Open ended employment contracts for the disabled	Contratación indefinida de minusválidos
5.1	16	Temporary contracts for the disabled	Contratación temporal de minusválidos
5.1	25	Integration of the disabled through self-employment	Integración Laboral del minusválido para instalarse como autónomo
5.2	3	Financial support for special employment centres	Apoyo al Empleo en Centros Especiales de Empleo
5.3	14	Training contracts for the disabled	Contratos formativos con minusválidos

6 - Direct job creation

6.2	18	INEM-Public administration accords	Convenios INEM-Administraciones Públicas
6.2	19	Promotion of agricultural employment in Andalucía, Extremadura and under-developed rural areas	Fomento del empleo agrario en Andalucía, Extremadura y Zonas rurales deprimidas
6.2	31	Employment workshops	Talleres de empleo

7 - Start-up incentives

7	20	Capitalisation of unemployment benefits	Capitalización de las prestaciones por desempleo
7	21	Promotion of self-employment	Promoción del empleo autónomo
7	22	Financial aid for the integration of returning emigrants	Ayudas económicas para la integración laboral de los emigrantes retornados
7	23	Promotion of employment in co-operatives	Promoción del empleo en cooperativas
7	24	Promotion of local employment initiatives	Promoción de iniciativas locales de empleo

8 - Out-of-work income maintenance and support

8.1.1	5	Contributory unemployment benefit	Prestación por desempleo total de nivel contributivo
8.1.2	6	Unemployment assistance	Subsidio por desempleo de nivel asistencial
8.1.2	7	Assistance for unemployed casual agricultural workers	Subsidio de desempleo para los Trabajadores Eventuales Agrarios
8.2	4	Partial unemployment benefits (contributory)	Prestaciones por desempleo parcial de nivel contributivo
8.5	30	Bankruptcy compensation	Compensación por quiebra

D.5 INVENTORY OF LMP MEASURES: España, 1999

Category	Measure	Name (English)	Name (National language)	
----------	---------	----------------	--------------------------	---

9 - Early retirement

9.1.1	26	Early retirement with substitution by another worker	Jubilación anticipada mediante sustitución por otro trabajador	
9.1.2	27	Replacement contracts	Contrato de relevo	
9.2.1	1	Employment promotion funds (early retirement)	Fondos de Promoción de Empleo (Jubilación anticipada)	
9.2.1	2	Early retirement allowance	Ayudas previas a la jubilación ordinaria	
Count of measures		30		

D.6 INVENTORY OF LMP MEASURES: France, 1999

Category	Measure	Name (English)	Name (National language)	
----------	---------	----------------	--------------------------	---

0 - Public employment services (PES)

0	42	National employment agency (ANPE)	Agence nationale pour l'emploi (ANPE)
0	43	Managerial employment agency (APEC)	Association pour l'emploi des cadres (APEC)
0	44	Local centres, permanent reception, information and advisory services (PAIO)	Mission locale, permanence d'accueil et d'orientation (PAIO)

1 - Intensive counselling and job-search assistance

1	45	Retraining units	Cellule de reclassement
1	53	Personalised services of ANPE	Prestations ANPE d'accompagnement
1	54	Jobseekers workshops (ANPE)	Ateliers ANPE
1	55	Appraisal services of ANPE	Prestations ANPE d'évaluation
1	56	Support services of ANPE	Prestations ANPE d'appui
1	57	Guidance and monitoring services of AFPA	Prestations AFPA d'orientation et de suivi
1	58	Pathway to jobs (TRACE)	Trajets d'accès à l'emploi (TRACE)

2 - Training

2	17	Training allowance - unemployment insurance system (AFR)	Allocation de formation reclassement (AFR)
2	18	Training allowance - public system	Rémunération des stagiaires (régime public)
2.1	10	Courses offered by the Association for Adult Vocational Training (AFPA)	Stages de l'Association pour la Formation Professionnelle des Adultes (AFPA)
2.1	11	Courses for specific groups (IRILL)	Stages catégoriels (IRILL)
2.1	13	Adult training courses organised by the regions	Stages de formation des adultes organisés par les Régions
2.1	14	Courses for admission to enterprises	Stages d'accès à l'entreprise
2.1	15	Individual training-for-employment and integration courses (SIFE)	Stage individuel d'insertion et de formation à l'emploi (SIFE)
2.1	16	Group training-for-employment and integration courses (SIFE)	Stage collectif d'insertion et de formation à l'emploi (SIFE)
2.2	20	FNE agreement on training and adaptation	Conventions FNE de formation ou d'adaptation
2.3	9	Courses for young job-seekers (State + regions)	Stages jeunes demandeurs d'emploi (État + Régions)
2.3	12	Courses for unemployed managerial staff	Stages de formation pour les cadres
2.4	22	Exemptions and subsidies for recruitment of apprentices	Exonération et prime pour l'embauche d'apprentis

3 - Job rotation and job sharing

4 - Employment incentives

4.1	26	Employment-initiative contract (CIE)	Contrat initiative emploi (CIE)
4.1	27	Exemption from social charges for recruitment of a first employee	Exonération de cotisations sociales pour l'embauche d'un premier salarié
4.1	28	Exemption from social charges for recruitment of the 1st to 50th employee in ZRR and ZRU areas	Exonération de cotisations sociales pour l'embauche du 1er au 50è salarié dans les zones ZRR et ZRU
4.1	29	Cooperation agreement (UNEDIC)	Convention de coopération (UNEDIC)
4.1.1	32	Degrressive temporary allowance	Allocation temporaire dégressive
4.1.2	24	Qualification contracts (alternance training)	Contrat de qualification (Formation en alternance)
4.1.2	25	Orientation contracts (alternance training)	Contrat d'orientation (Formation en alternance)
4.1.2	36	Economic integration enterprises	Entreprise d'insertion par l'économie
4.1.2	37	Intermediary associations	Association intermédiaire
4.1.2	60	Adult qualification contracts	Contrat de qualification Adultes
4.2	33	Retraining leave	Congé de conversion
4.2	35	Supported transition to part time work	Aide au passage à temps partiel

5 - Integration of the disabled

5.1	49	Aid granted by the Association for the vocational integration of the disabled (AGEFIPH)	Aides de l'Association pour l'insertion professionnelle des handicapés (AGEFIPH)
5.2	47	Income guarantee for disabled workers (CAT)	Garantie de ressources des travailleurs handicapés (CAT)
5.2	48	Sheltered workshops for the disabled	Ateliers de travail protégé pour les handicapés

D.6 INVENTORY OF LMP MEASURES: France, 1999

Category	Measure	Name (English)	Name (National language)
6 - Direct job creation			
6.2	39	Community work contract (CES)	Contrat emploi solidarité (CES)
6.2	40	Funded-employment contract (CEC)	Contrat emploi consolidé (CEC)
6.2	41	Town employment contract	Contrat emploi de ville
6.2	46	Jobs for young people	Emplois - jeunes
7 - Start-up incentives			
7	38	Aid for the unemployed setting-up or rescuing a company	Aide aux chômeurs créateurs ou repreneurs d'entreprise
7	38bis	Consultancy cheque-book for business creation	Chèque-conseil création d'entreprise
7	59	Support for new business development	Encouragement au développement d'entreprises nouvelles
8 - Out-of-work income maintenance and support			
8.1.1	1	Single degressive allowance (Unemployment insurance system)	Allocation unique dégressive (Régime d'assurance chômage)
8.1.2	2	Integration allowance (Solidarity system)	Allocation d'insertion (Régime de solidarité)
8.1.2	3	Specific solidarity allowance (Solidarity system)	Allocation spécifique de solidarité (Régime de solidarité)
8.2	4	Partial unemployment	Chômage partiel
9 - Early retirement			
9.1.1	8	Job-substitution allowance	Allocation de remplacement pour l'emploi
9.1.2	34	Phased early retirement	Préretraite progressive
9.2.1	6	FNE special redundancy allowance	Allocation spéciale licenciement du Fonds National de l'Emploi
Mixed measures			
1,2,2.1	19	Retraining agreements	Convention de conversion
Count of measures		52	



D.7 INVENTORY OF LMP MEASURES: Ireland, 1999

Category	Measure	Name (English)	Name (National language)
----------	---------	----------------	--------------------------



0 - Public employment services (PES)

0	9	Job facilitation service
0	22	Counselling/guidance

1 - Intensive counselling and job-search assistance

1	14	Occupational guidance service
1	15	Job clubs
1	36	Local employment services

2 - Training

2.1	10	Back to education allowance (BTEA)
2.1	35	VTOS (Vocational training opportunities scheme)
2.1.2.2	20	Industry training
2.1.2.2	21	Local enterprise
2.1.2.2	24	Re-integration training
2.3	25	Community training
2.4	34	Youthreach

3 - Job rotation and job sharing

4 - Employment incentives

4.1.1	4	Back to work allowance
4.1.1	5	PRSI Exemption scheme
4.1.1	7	Part-time job incentive scheme
4.1.1	31	Jobstart
4.1.2	32	Workplace

5 - Integration of the disabled

5.1	17	Workplace/equipment grants
5.1	18	Employment support scheme
5.3	16	ESF training

6 - Direct job creation

6.2	23	Community employment scheme
-----	----	-----------------------------

7 - Start-up incentives

7	3	Back to work enterprise allowance (BWEA)
---	---	--

8 - Out-of-work income maintenance and support

8.1.1	1	Unemployment benefit
8.1.2	2	Unemployment assistance

9 - Early retirement

9.2.1	12	Pre-retirement allowance
-------	----	--------------------------

Count of measures 25

D.8 INVENTORY OF LMP MEASURES: Italia, 1999

Category	Measure	Name (English)	Name (National language)
----------	---------	----------------	--------------------------



0 - Public employment services (PES)

1 - Intensive counselling and job-search assistance

2 - Training

2.1	26	Training for first-time job seekers	Formazione per persone in cerca di prima occupazione
2.1	27	Training for long-term unemployed or persons at risk of becoming long-term unemployed	Formazione per disoccupati di lunga durata o esposti a rischio di disoccupazione di lunga durata
2.1	29	Training for disadvantaged people	Formazione per persone svantaggiate
2.2	24	Training & work contracts	Contratti di Formazione e lavoro
2.2	28	Training for workers at risk of unemployment	Formazione per occupati esposti a rischio di disoccupazione
2.4	25	Apprenticeship	Apprendistato

3 - Job rotation and job sharing

4 - Employment incentives

4.1	32	Reintegration of managers in SMEs	Reinserimento di dirigenti disoccupati nelle PMI
4.1	51	Total triennial relief	Sgravio totale triennale
4.1.1	10	Reintegration contracts	Contratti di reinserimento
4.1.1	35	Incentives for taking on employees in CIGS	Incentivi assunzione lavoratori CIGS 3 mesi
4.1.1	36	Incentives for taking on long-term unemployed	Incentivi assunzione lavoratori disoccupati 24 mesi
4.1.1	52	Total annual relief	Sgravio totale annuale
4.1.1	56	Tax relief for SMEs creating jobs in Objective 1 areas	Credito d'imposta per le assunzioni operate da PMI nelle zone ob.1
4.1.1	59	Conversion of temporary apprenticeship contracts into permanent ones	Trasformazione in contratto a tempo indeterminato di contratto di Apprendistato
4.1.1	60	Conversion of temporary training & work contracts into permanent ones	Trasformazione in contratto a tempo indeterminato di contratto di Formazione e Lavoro
4.1.1,4.1.2	3	Incentives for hiring those registered in mobility lists	Incentivi per l'assunzione degli iscritti nelle liste di mobilità
4.1.2	53	Vocational integration schemes	Piani di inserimento professionale
4.1.2	54	Vocational and guidance traineeships	Tirocini formativi e di orientamento
4.2	49	Realignment contracts	Contratti di riallineamento
4.2	61	Subsidy for firms located in the Mezzogiorno	Contributo in forma capitaria per unità locali operanti nel Mezzogiorno

5 - Integration of the disabled

5.1	67	Exemption from social contributions for disadvantaged workers in social cooperatives	Sgravio contributivo totale per lavoratori svantaggiati nelle cooperative sociali
-----	----	--	---


6 - Direct job creation

6.1	64	Mixed companies for placing of ex-LSU	Società miste per il collocamento di ex LSU
6.2	11	Socially useful work (LSU)	Lavori socialmente utili (LSU)

7 - Start-up incentives

7	3d	Capitalisation of mobility allowances for the creation of new businesses or self-employment	Capitalizzazione dell'indennità di mobilità per nuova impresa o lavoro autonomo
7	19	Loans for one-person businesses	Prestito d'onore
7	65	Relief for workers under 32 starting their own business	Sgravi per lavoratori con meno di 32 anni che avviano attività autonoma

D.8 INVENTORY OF LMP MEASURES: Italia, 1999

Category	Measure	Name (English)	Name (National language)
			
8 - Out-of-work income maintenance and support			
8.1.1	3a	Mobility benefit	Indennità di mobilità
8.1.1	68	Ordinary unemployment benefit	Indennità di disoccupazione ordinaria
8.1.1	69	Ordinary unemployment benefit with reduced requirement	Indennità di disoccupazione ordinaria con requisiti ridotti
8.1.1	70	Unemployment benefit (ordinary and special) in the agricultural sector	Indennità di disoccupazione (ordinaria e speciale) nel settore agricolo
8.2	2	Wage compensation fund	Cassa Integrazione Guadagni
9 - Early retirement			
9.2.1	16	Early retirement	Prepensionamento
Mixed measures			
3.2.4.2	8	Solidarity contracts	Contratti di solidarietà
4.1.1,7	55	Subsidies for the reinsertion of ex-LSU	Contributo per il reinserimento lavorativo degli ex LSU
Count of measures		34	

D.9 INVENTORY OF LMP MEASURES: Luxembourg, 1999

Category	Measure	Name (English)	Name (National language)	
----------	---------	----------------	--------------------------	---

0 - Public employment services (PES)

1 - Intensive counselling and job-search assistance

2 - Training

2	26	Training course for vocational reinsertion	Stage de réinsertion professionnelle
2.1	12	Vocational retraining (workers)	Rééducation professionnelle (travailleurs)
2.2	11	Training for entering or re-entering the labour market	Cours d'insertion professionnelle
2.2	24	Temporary auxiliary contract	Contrat d'auxiliaire temporaire
2.2	25	Training course of insertion in enterprise	Stage d'insertion en entreprise
2.4	18	Aids/subsidies for apprenticeships	Aides/primes à l'apprentissage

3 - Job rotation and job sharing

4 - Employment incentives

4	3	Aid to re-enter the labour market	Aide au réemploi
4.1	6	Aid for employing long-term and older unemployed	Aides à l'embauche de chômeurs âgés et de chômeurs de longue durée
4.1	7	Mobility allowance	Aides à la mobilité géographique
4.1	9	Income tax reduction for employing unemployed people	Bonification d'impôt pour l'embauche de chômeurs

5 - Integration of the disabled

5.1	21	Measures of professional (re)integration of disabled workers	mesures d'intégration et de réintégration professionnelles des travailleurs handicapés
5.1	22	Adaptation of the workplace for disabled workers	Aménagement des postes de travail pour personnes handicapées
5.1	23	Reimbursement of supplementary leave for disabled workers	Prise en charge du congé supplémentaire pour travailleurs handicapés
5.3	20	Vocational training and retraining measures for disabled workers	Mesures de formation, de réadaptation et de rééducation professionnelles des travailleurs handicapés

6 - Direct job creation

6.1	13	Subsidies for creating socially useful jobs	Aides à la création d'emplois d'utilité socio-économique
6.2	2	Extraordinary works of general interest	Travaux extraordinaires d'intérêt général
6.2	10	Socially useful works	Mise au travail des chômeurs

7 - Start-up incentives

7	14	Subsidies for the creation of businesses by the unemployed	Aides à la création d'entreprises par les chômeurs
---	----	--	--

8 - Out-of-work income maintenance and support


8.1	5	Unemployment compensation	Indemnité chômage complet (Voir NB dans début de description)
8.2	1	Partial unemployment benefit	Indemnisation de chômage partiel
8.2	4	Compensation for unemployment due to technical reasons or bad weather in the building sector	Indemnité chômage involontaire (chômage dû aux intempéries et chômage accidentel ou technique)
8.5	8	Debt guarantee in case of employer closing down	Garantie des créances en cas de faillite de l'employeur

9 - Early retirement

9.1.2	19	Early retirement	Préretraite
-------	----	------------------	-------------

Count of measures 23


D.10 INVENTORY OF LMP MEASURES: Nederland, 1999

Category	Measure	Name (English)	Name (National language)	
0 - Public employment services (PES)				
0	39	PES - Public employment services	Arbvo - Arbeidsvoorziening	
1 - Intensive counselling and job-search assistance				
2 - Training				
2	40	BBSW - Contribution scheme for sectoral training of the unemployed	BBSW - Bijdrageregeling Bedrijfstakgewijze Scholing Werklozen	
3 - Job rotation and job sharing				
3.1	37	Career break	Wet Financiering Loopbaanonderbreking (Finlo)	
4 - Employment incentives				
4.1.1	14	RSP - Regulation on employment in domestic services	RSP - Regeling Schoonmaakdiensten Particulieren	
5 - Integration of the disabled				
5.2	6	WSW - Sheltered employment act	WSW - Wet Sociale Werkvoorziening	
6 - Direct job creation				
6	3	I/D-jobs program - Regulation on I/D-jobs for long-term unemployed (former WI1/EWLW)	I/D-regeling - Regeling In- en Doorstroombanen voor langdurig werklozen (voorheen WI1/EWLW)	
6.2	13	WI3 - Community work	WI3 - Melkert 3	
7 - Start-up incentives				
8 - Out-of-work income maintenance and support				
8.1.1	31	WW - Unemployment insurance	WW - Werkloosheidswet	
8.1.2	32	TW - Supplementary benefits	TW - Toeslagenwet	
8.1.2	33	Abw - National assistance benefit	Abw - Algemene bijstandswet	
8.1.2	34	IOAW - Income provisions for older or partially disabled, formerly unemployed persons	IOAW - Wet Inkomensvoorziening Oudere en gedeeltelijk Arbeidsongeschikte werkloze Werknemers	
8.1.2	35	IOAZ - Income provisions for older or partially disabled, formerly self-employed persons	IOAZ - Wet Inkomensvoorziening Oudere en gedeeltelijk Arbeidsongeschikte gewezen Zelfstandigen	
9 - Early retirement				
Mixed measures				
2.6.1,4.1.2	38	WIW - Jobseekers employment act	WIW - Wet Inschakeling Werkzoekenden	
2.4.4.1	1	VVA - Act on reduction of employers' tax and social security contribution	VVA - Wet Vermindering Afdracht Loonbelasting en Premies Volksverzekeringen	
Count of measures		14		

D.11 INVENTORY OF LMP MEASURES: Österreich, 1999

Category	Measure	Name (English)	Name (National language)	
0 - Public employment services (PES)				
0	24	Counselling and support of employment seekers & services to enterprises	Beratung und Betreuung von Arbeitssuchenden und Unternehmen (AMS)	
1 - Intensive counselling and job-search assistance				
1	16	External labour market consultation and support	Arbeitsmarktpolitische Beratungs- und Betreuungseinrichtungen	
1	28	Interview allowance	Vorstellungsbeihilfe	
2 - Training				
2	45	Community initiative EMPLOYMENT	Gemeinschaftsinitiative EMPLOYMENT	
2	46	Community initiative ADAPT	Gemeinschaftsinitiative ADAPT	
2.1	7	Promotion of occupational mobility - course cost and course related cost	Förderung der beruflichen Mobilität -Beihilfe zu den Kurs- u. Kursnebenkosten	
2.1	8	Promotion of occupational mobility - living allowance	Förderung der beruflichen Mobilität - Beihilfe zur Deckung des Lebensunterhalts	
2.1	9	Unemployment benefit for training after parental leave	Ausbildungs-ALG (nach Karenzgeldbezug)	
2.1	12	Aid to institutions	Förderung von Schulungseinrichtungen - Geförderte Personen in Kursen	
2.1	25	Further training allowance	Weiterbildungsgeld	
2.2	13	Aid to enterprises	Förderung von Unternehmen - geförderte Personen in betriebl. Ausbildungsmaßnahmen	
2.4	11	Promotion of apprenticeship training and vocational training	Förderung der Lehrausbildung und Berufsvorbereitung	
2.4	31	Apprenticeship foundations (NAP safety net for young people)	JASG Lehrlingsstiftungen	
2.4	32	JASG training courses (NAP safety net for young people)	JASG Berufslehrgänge	
3 - Job rotation and job sharing				
3.1	26	Solidarity bonus	Solidaritätsprämie	
4 - Employment incentives				
4.1	15	Integration subsidies (incl. special integration subsidies)	Eingliederungsbeihilfen (BEB, BESEB)	
4.1.1	5	Promotion of regional mobility and entry into employment - travel allowance	Förderung der regionalen Mobilität und Arbeitsaufnahme - Entfernungsbeihilfe	
4.1.1	6	Promotion of regional mobility and entry into employment - childcare allowance	Förderung der regionalen Mobilität und Arbeitsaufnahme - Kinderbetreuungsbeihilfe	
4.2	19	Promotion of investment and restructuring	Förderung von Investitions- und Umstrukturierungsmaßnahmen	
4.2	22	Reintegration aid after parental leave	Wiedereinstellungsbeihilfe nach dem Karenzurlaub	
4.2	30	Bonus part of the incentive-disincentive system for elderly workers	Bonus Malus System im Rahmen der ALV - der BONUS	
5 - Integration of the disabled				
5	37	Employment subsidies for the disabled through the BSBs	Beschäftigungsbeihilfen für Behinderte durch die BSBs	
5	40	Subsidy to workplace equipment for the eligible disabled	Sonstige und technische Arbeitshilfen für Behinderte	
5.1	34	Work adjustment backup system and job assistance for the disabled	Arbeitsassistenz für Behinderte und sonstige Unterstützungsmaßnahmen der BSBs	
5.2	43	Bonuses for contracted out work (BSB)	Prämien für Werkaufträge (BSB)	
5.2	44	Integration enterprises (BSB)	Integrative Betriebe (BSB)	
5.3	35	Vocational training for the disabled	Berufliche Qualifizierung für Behinderte	
6 - Direct job creation				
6.1	27	Childcare institutions	Kinderbetreuungseinrichtungen	
6.1	48	New Start	New Start	
6.2	14	Socio-economic employment companies	Sozialökonomische Beschäftigungsbetriebe (SÖB) und Gemeinnützige Beschäftigungsprojekte (GBP)	
6.2	29	Non-profit sector integration subsidy	Gemeinnützige Eingliederungsbeihilfe GEB	
7 - Start-up incentives				
7	17	Business start-up programme	Gründungsbeihilfe GB	

D.11 INVENTORY OF LMP MEASURES: Österreich, 1999

Category	Measure	Name (English)	Name (National language)
			
8 - Out-of-work income maintenance and support			
8.1.1	1	Unemployment benefit	Arbeitslosengeld
8.1.2	2	Unemployment assistance	Notstandshilfe
8.1.2	36	Special unemployment assistance	Sondernotstandshilfe
8.2	20	Short-time working allowance	Kurzarbeitsbeihilfe
8.2	21	Bad weather compensation	Schlechtwetterentschädigung der BUAK
8.5	33	Bankruptcy compensation	Insolvenz-Ausfallsgeld (IAG)
9 - Early retirement			
9.2.1	3	Transfer benefits to facilitate transition into retirement - Special support	Leistungen zur Erleichterung des Übertritts in die Pension - Sonderunterstützung (SUG)
9.2.1	4	Benefits to facilitate transition into retirement - Pension advances	Leistungen zur Erleichterung des Übertritts in die Pension - Pensionsbevorschussung
Mixed measures			
2,7	18	Employment foundations	Arbeitsstiftungen gem. §18 Abs.5 / Stiftungs-ALG
Count of measures		41	

D.12 INVENTORY OF LMP MEASURES: Portugal, 1999

Category	Measure	Name (English)	Name (National language)	
----------	---------	----------------	--------------------------	---

0 - Public employment services (PES)

0	95	Administration and public employment service	Administração e serviço público de emprego
---	----	--	--

1 - Intensive counselling and job-search assistance

2 - Training

2	99	PROFIJ - Training programme for the integration of youngsters (Açores)	PROFIJ - Programa Formativo de Inserção de Jovens (Açores)
2.1	14	Training grants for workers	Bolsas de formação da iniciativa do trabalhador
2.1	63	Initial training (excluding apprenticeship)	Formação inicial (excepto aprendizagem)
2.1	64	Training for unemployed	Formação para desempregados
2.1	67	Special training for disadvantaged groups	Formação especial para grupos desfavorecidos
2.1	103	Intervention for vocational training and employment	Mediação para a Formação e o Emprego
2.2	17	Grant-aided additional training for persons who have completed vocational training measures	Apoio complementar de formação aos ex-estagiários de formação profissional
2.2	22	Practical vocational training	Estágios profissionais
2.2	78	Grant-aided additional training for those who have completed vocational training measures (Madeira)	Apoio complementar de formação aos ex-estagiários de formação profissional - FC (Madeira)
2.2	98	Placement programme (Açores)	Plano Integrado de Estágios (Açores)
2.2	105	Practical vocational training aiming at socio-professional integration	Estágio de Integração Sócio-profissional
2.3	9	Training/employment schemes for young people, specialists, managers and adults	Programas de formação para jovens quadros e adultos
2.3	20	Vocational training workshops programme	Programa Escolas-Oficinas
2.3	112	Youth training and employment (Madeira)	Formação e Emprego de Jovens (Madeira)
2.3	113	Adult training and employment (Madeira)	Formação e Emprego de Adultos (Madeira)
2.4	7	Apprenticeship training for young people	Formação de jovens em regime de aprendizagem

3 - Job rotation and job sharing

4 - Employment incentives


4	101	Incentives for geographical mobility	Incentivos à Mobilidade Geográfica
4.1	54	Jobsearch assistance	Apoio a auto-colocação
4.1	62	Salary compensation	Compensação salarial
4.1	80	Local initiatives employment initiatives -ILE (Madeira)	Iniciativas locais de criação de emprego - ILE (Madeira)
4.1	107	Employment incentive	Apoios ao Emprego
4.1.4.2	87	Employment incentives (Açores)	Incentivos ao Emprego (Açores)
4.1.1	23	Subsidies for permanent employment contracts	Apoio financeiro a contratação por tempo indeterminado
4.1.1	24	Local employment initiatives	Iniciativas locais de criação de empregos - ILE
4.1.1	29	Job creation for young people through exemptions from compulsory social security contributions	Criação de emprego de jovens por dispensa de contribuições para a Segurança Social
4.1.1	37	Exemption from social security contributions to promote recruitment of long-term unemployed	Apoio à contratação de trabalhadores desempregados de longa duração por dispensa de contribuições para a Segurança Social
4.1.1	106	Premium for socio-vocational integration	Prémio de Integração Sócio-profissional

D.12 INVENTORY OF LMP MEASURES: Portugal, 1999

Category	Measure	Name (English)	Name (National language)
5 - Integration of the disabled			
5.1	31	Reduction of social security contributions to facilitate vocational integration of disabled persons	Redução de contribuições para a integração profissional de pessoas deficientes
5.1	68	Promotion of socio-professional integration of disabled	Apoio à integração socio-profissional de pessoas deficientes
5.1	69	Self-employment for disabled	Instalação por conta própria para deficientes
5.1	91	Support for the social and vocational integration of disabled - wage cost subsidies (Açores)	Apoios Financeiros à Integração Socio-profissional de Deficientes - Compensação aos Empregadores (Açores)
5.1	92	Self-employment for the disabled (Açores)	Apoios Financeiros à Integração Socio-profissional de Deficientes - Instalação por Conta Própria (Açores)
5.2	33	Sheltered employment scheme	Programa sobre emprego protegido
5.3	34	Vocational preparation schemes for disabled persons	Programas de formação profissional para pessoas deficientes
5.3	84	Regional centre for professional training of disabled (Madeira)	Centro Regional de Formação Profissional de Deficientes (Madeira)
6 - Direct job creation			
6.1	97	INTEGRA - Programme for adult integration (Açores)	INTEGRA - Programa de Integração de Adultos (Açores)
6.2	3	Employment scheme for persons in receipt of unemployment benefits	Programa ocupacional para subsidiados
6.2	4	Employment scheme for unemployed persons in need	Programa ocupacional para desempregados em situação de carencia economica
6.2	86	Programme for temporary placement of those receiving unemployment benefit (Açores)	Programa de Colocação Temporária de Trabalhadores Subsidiados (Açores)
6.2	89	Social programme for occupation of temporarily unemployed (Açores)	Programa Social de Ocupação de Adultos na Situação de Desemprego Temporário - Sazonal (Açores)
6.2	110	Occupational program for adult unemployed (Madeira)	Programa Ocupacional de Adultos Desempregados (Madeira)
6.2	111	Youth work experience (Madeira)	Experiência de Trabalho para Jovens (Madeira)
6.2	114	Social employment scheme for the unemployed - PROSA (Açores)	PROSA - Programa Social de Ocupação de Adultos (Açores)
7 - Start-up incentives			
7	25	Subsidies for creation of self-employed	Criação do Proprio Emprego por subsidiados
7	26	Support for entry into self-employment	Apoio a Criação do Proprio Emprego - ACPE
7	81	Support for the creation of self-employment -ACPE (Madeira)	Apoio à criação do próprio emprego - ACPE - (Madeira)
7	90	Local initiatives for job creation (Açores)	Iniciativas Locais de Criação de Empregos (Açores)
7	108	Incentives for self-employment	Apoios ao Auto-emprego
8 - Out-of-work income maintenance and support			
8.1.1	75	Unemployment protection system / Unemployment subsidy	Sistema de protecção no desemprego / Subsídio de desemprego
8.1.2	76	Unemployment protection system / Unemployment assistance	Sistema de protecção no desemprego / Subsídio social de desemprego
8.2	1	Short-time working or temporary suspension of employment	Suspensão ou redução temporaria da prestação de trabalho
8.3	104	Partial unemployment benefit	Subsídio de desemprego parcial
8.4	109	Compensation for termination of employment contract	Compensação por Cessação do Contrato de Trabalho
8.5	61	Payment of backdated earnings from bankrupt or insolvent firms	Garantia salarial




D.12 INVENTORY OF LMP MEASURES: Portugal, 1999

Category	Measure	Name (English)	Name (National language)
			
9 - Early retirement			
9.2	44	Early retirement agreements between workers and employers	pré-reforma
9.2.1	41	Early retirement for the elderly unemployed	Reforma antecipada - trabalhadores idosos desempregados
Mixed measures			
2.4	96	Integration enterprises	Empresas de Inserção
2.2,7	21	Promotion of vocational training and employment to conserve the cultural heritage	Apoio a formação-emprego no âmbito da Conservação do Património Cultural - CPC
Count of measures		59	

D.13 INVENTORY OF LMP MEASURES: Suomi/Finland, 1999

Category	Measure	Name (English)	Name (National language)	
0 - Public employment services (PES)				
0	5	Mobility allowance	Liikkuvuusavustus	
0	18	Placement services (PES)	Työnvälitys	
0	21	Training and vocational information services (PES)	Tietopalvelu	
1 - Intensive counselling and job-search assistance				
1	20	Vocational guidance (PES)	AmmatINVALINNAOHJAUS	
2 - Training				
2.1	6	Labour market training	Työvoimakoulutus	
2.1	17	Support for self-motivated training for long-term unemployed persons	Omaehtoisen opiskelun tuki työttömille	
2.1	24	The adult training supplement of the training and redundancy fund	Koulutus- ja erorahaston aikuiskoulutuslisä	
2.2	12	Employment subsidy for practical training	Harjaantuminen	
2.2	15	Trainee work with labour market support	Työharjoittelu työmarkkinatuella	
2.4	7	Apprenticeship for the unemployed	Oppisopimuskoulutus työttömille	
3 - Job rotation and job sharing				
3.1	16	Job rotation	Työnvuorottelu	
3.2	13	Part-time pay supplement	Työllistäminen osa-aikatyöhön	
4 - Employment incentives				
4.1	35	Combined subsidy	Yhdistelmätuki	
4.1.1	10	Employment subsidy, private companies	Työllistämistuki yrityksille	
5 - Integration of the disabled				
5.2	34	Sheltered work	Suojatyö	
5.3	22	Vocational rehabilitation (PES)	Ammatillinen kuntoutus työvoimapalveluna	
5.3	25	Rehabilitation activities of the social insurance institution	Kansaneläkejärjestelmän ammatillinen kuntoutus	
5.3	26	Rehabilitation activities of the employment pension scheme	Työeläkejärjestelmän ammatillinen kuntoutus	
5.3	27	Rehabilitation activities of the accident and traffic insurance	Tapaturma- ja liikennevakuutuksen ammatillinen kuntoutus	
6 - Direct job creation				
6.2	8	Temporary government employment	Valtion työtehtävät	
6.2	9	Employment subsidy, municipalities	Kunnallinen työllistämistuki	
7 - Start-up incentives				
7	11	Start-up grant	Yrittäjäraha	
8 - Out-of-work income maintenance and support				
8.1.1	1	Earnings-related unemployment allowance	Työttömän ansiosidonnainen päiväraha	
8.1.2	2	Basic unemployment allowance	Työttömän peruspäiväraha	
8.1.2	4	Labour market support (passive component)	Työttömän työmarkkinatuki	
8.2	30	Earnings related adjusted unemployment allowance as partial unemployment benefit	Soviteltu ansiosidonnainen päiväraha lyhennettyä työaikaa tekeville	
8.2	32	Adjusted basic unemployment allowance or labour market support as partial unemployment benefit	Soviteltu peruspäiväraha tai työmarkkinatuki lyhennettyä työaikaa tekeville	
8.3	31	Earnings related adjusted unemployment allowance as part-time unemployment benefit	Soviteltu ansiosidonnainen päiväraha osa-aikatyötä tekeville	
8.3	33	Adjusted basic unemployment allowance or labour market support as part-time unemployment benefit	Soviteltu peruspäiväraha ja työmarkkinatuki osa-aikatyötä tekeville	
8.4	23	Redundancy payment	Eroraha	
8.5	28	Pay security	Palkkaturva	
9 - Early retirement				
9.2.1	3	Unemployment pension	Työttömyyseläke	
Count of measures		32		

D.14 INVENTORY OF LMP MEASURES: Sverige, 1999

Category	Measure	Name (English)	Name (National language)	
0 - Public employment services (PES)				
0	19	Placement service	Platsförmedling	
0	20	Vocational guidance service	Yrkesvägledning	
1 - Intensive counselling and job-search assistance				
1	14	Vocational rehabilitation (AMI)	Arbetsmarknadsinstitut (AMI)	
2 - Training				
2.1	1	Employment training within the regular education system	Reguljär arbetsmarknadsutbildning	
2.1	2	Labour market training outside the regular system	Upphandlad arbetsmarknadsutbildning	
2.1	6	Computer centres/activity centres	Datortek	
2.1	11	On-the-job training	Företagsutbildning	
2.1	22	Study allowance for the unemployed (SVUXA)	Särskilt vuxenstudiestöd till arbetslösa (SVUXA)	
2.1	32	Swedish national IT training programme (SWIT)	Nationellt program för IT-utbildning	
2.1	39	Adult education initiative	Kunskapslyftet	
2.2	3	International practice scholarship	Interpraktikstipendier	
2.3	25	Project work	Projektarbete	
3 - Job rotation and job sharing				
4 - Employment incentives				
4.1	15	Mobility allowance	Flyttningsbidrag	
4.1	33	Individual hiring support	Anställningsstöd	
4.1.1	36	General recruitment incentive	Allmänt anställningsstöd	
4.1.1	37	Extended recruitment incentive	Förstärkt anställningsstöd	
4.1.2	7	Municipal youth programme	Kommunala ungdomsprogrammet	
4.1.2	31	Development guarantee for young persons	Utvecklingsgaranti för ungdomar	
4.1.2	35	Workplacement scheme	Arbetspraktik	
5 - Integration of the disabled				
5.1	12	Wage subsidies	Lönebidrag	
5.1	38	Supported employment programme (SIUS)	Särskilt introduktionsstöd för handikappade (SIUS)	
5.1	40	Workplace adjustment grants	Bidrag till arbetshjälpmedel, arbetsbiträde, näringshjälp och reskostnader	
5.2	13	Public sheltered employment (OSA)	Offentligt skyddat arbete (OSA)	
5.2	21	Samhall	Samhall	
6 - Direct job creation				
6.2	8	Resource work	Resursarbete	
6.2	10	Temporary public employment for older unemployed (OTA)	Offentligt tillfälligt arbete (OTA)	
7 - Start-up incentives				
7	9	Start-up grants	Start av näringsverksamhet	
8 - Out-of-work income maintenance and support				
8.1,8.3	16	Unemployment insurance and Basic insurance	Arbetslöshetsförsäkring och Grundförsäkring	
8.5	30	Wage guarantee	Lönegaranti	
9 - Early retirement				
9.1	34	Change of generations	Generationsväxling	
9.2	29	Occasional resignation compensation	Tillfällig avgångsersättning	
Mixed measures				
2.1,3.1	41	Special training grant (UBS)	Särskilt utbildningsbidrag (UBS)	
Count of measures		32		

D.15 INVENTORY OF LMP MEASURES: United Kingdom, 1999

Category	Measure	Name (English)	Name (National language)
----------	---------	----------------	--------------------------



0 - Public employment services (PES)

0 9 Job placing - Employment service placing and advisory functions

1 - Intensive counselling and job-search assistance

1 8 Jobseeker's allowance (JSA) - Interviews
 1 10 New Deal for Partners of Unemployed People (NDPU)
 1 14 Travel to interview scheme
 1 16 Work trials
 1 20 Jobfinder/Jobfinder Plus
 1 22 Programme centres (plus other jobsearch provision: Jobclub, Jobplan)
 1 23 PACTS - Placing assessment and counselling teams

2 - Training

2.3 4 Work-based learning for adults (WBLA)
 2.4 5 Work-based training for young people (WBTYP)

3 - Job rotation and job sharing

4 - Employment incentives

4.1 29 Jobfinder's grant

5 - Integration of the disabled

5 24 Employment rehabilitation (Work preparation)
 5.1 31 Access to work
 5.1 32 Job introduction scheme (JIS)
 5.1,5.2 33 Supported employment (including Remploy)
 5.3 12 New Deal for Disabled People (NDDP)

6 - Direct job creation

7 - Start-up incentives

7 36 Youth enterprise initiative (YEI)

8 - Out-of-work income maintenance and support

8.1 3 Jobseeker's allowance (JSA): payments

9 - Early retirement

Mixed measures

1,2.1, 1 New Deal for 18-24
 4.1,2,6.2
 1,4.1 11 New Deal for Lone Parents (NDLP)
 1,4.1 37 New Deal 50+
 1,2.1, 2 New Deal for 25 years old and over
 4.1.2
 2.2,1,6.2 35 Employment zones

Count of measures 23

D.16 INVENTORY OF LMP MEASURES: Norway, 1999

Category	Measure	Name (English)	Name (National language)
----------	---------	----------------	--------------------------



0 - Public employment services (PES)

0	2	Job placement services	Formidlings-/rekrutteringsaktiviteten
0	3	Vocational guidance	Yrkesveiledning (Virksomhetsrapporten).

1 - Intensive counselling and job-search assistance

1	4	Job clubs	Jobbklubber
---	---	-----------	-------------

2 - Training

2.1	7	Labour Market Training (AMO)	Arbeidsmarkedsoppl�ring (AMO)
2.2	8	Traineeship/sponsorship scheme	Praksisplass og fadderplass
2.2	9	In-house training (BIO)	Bedriftsintern oppl�ring (BIO)
2.4	10	Apprentices in government agencies	L�rlinger i statlige etater

3 - Job rotation and job sharing

3.1	12	Temporary substitute places	Vikarplasser
-----	----	-----------------------------	--------------

4 - Employment incentives

4.1	5	Mobility promoting grants	Mobilitetsfremmende st�nader
4.1.1	6	Wage subsidies to employers	L�nnstilskudd til arbeidsgivere og l�nnstilskudd yrkeshemmede

5 - Integration of the disabled

5.1	13	In-house rehabilitation (BIA)	Bedriftsintern Attf�ring (BIA)
5.1	18	Integration subsidies	Integreringstilskudd
5.1	19	Supported employment (AB)	Arbeid med bistand (AB)
5.1	23	Sheltered workshops (AMB) phase 1	Arbeidsmarkedsbedrifter (AMB) fase1
5.2	15	Preparatory job training (AFT)	Arbeidsforberedende trening (AFT)
5.2	20	Sheltered workshops (AMB) phase 3	Arbeidsmarkedsbedrifter (AMB) fase3
5.2	24	Sheltered workshops (AMB) phase 2	Arbeidsmarkedsbedrifter (AMB) fase2
5.3	14	Public sector employment for the occupationally disabled	Sysselsettingstiltak i offentlig virksomhet
5.3	16	Job training groups (ATG)	Arbeidstreningsgrupper (ATG)
5.3	21	Practice in regular places of work	Hospitering i ordin�re bedrifter
5.3	22	Education in regular schools	Utdanning i ordin�re skoler

6 - Direct job creation

6.2	11	Temporary public employment (KAJA)	KAJA
-----	----	------------------------------------	------

7 - Start-up incentives

7	25	Start your own business	Egen etablering
---	----	-------------------------	-----------------

8 - Out-of-work income maintenance and support

8.1.1,8.5	1	Unemployment benefits	Dagpenger under arbeidsl�shet
8.1.2	17	Special rehabilitation measure (SPA)	Spesielle attf�ringstiltak (SPA)

9 - Early retirement


Count of measures 25

E EXTERNAL DATA

E.1 GDP & currency exchange rates, 1999

E.1.1 GDP


Euro (Mrd), Current market prices

 eurostat	B	DK	D	EL	E	F	IRL	I	L	NL	A	P	FIN	S	UK	NO
GDP	235.5	163.2	1,974.3	117.8	565.5	1,350.2	89.0	1,107.8	18.4	373.7	196.7	108.2	120.5	227.6	1,368.2	144.1

Source: Eurostat, NewCronos. Data extracted on 21 February 2002.

E.1.2 Exchange rates

National currency units per Euro


 eurostat	B	DK	D	EL	E	F	IRL	I	L	NL	A	P	FIN	S	UK	NO
Exchange rate	40.3	7.4	2.0	325.8	166.4	6.6	0.8	1,936.3	40.3	2.2	13.8	200.5	5.9	8.8	0.7	8.3

Source: Eurostat, NewCronos. Data extracted on 21 February 2002.

E.2 Numbers of unemployed persons, 1999

E.2.1 Registered unemployed


Annual average (1000s)

 eurostat	B	DK	D	EL	E	F	IRL	I	L	NL	A	P	FIN	S	UK	NO
Registered unemployed	507.7	154.8	4,100.0	:	1,650.8	2,922.3	193.7	:	5.3	221.3	221.3	356.6	348.1	276.7	1,254.4	:

Source: Eurostat, NewCronos. Data extracted on 21 February 2002; D, FIN,S national sources

E.2.2 LFS unemployed

Annual average (1000s)

 eurostat	B	DK	D	EL	E	F	IRL	I	L	NL	A	P	FIN	S	UK	NO
LFS unemployed	378.0	146.0	3,445.0	523.0	2,566.0	3,127.0	:	2,693.0	4.0	248.0	181.0	231.0	303.0	329.0	1,765.0	75.0

Source: Eurostat, NewCronos. Data extracted on 21 February 2002.

F REFERENCE INFORMATION

F.1 Methodological information

1. Scope

The scope of the LMP database is defined as including all labour market measures which can be described as: *Public interventions in the labour market aimed at reaching its efficient functioning and to correct disequilibria and which can be distinguished from other general employment policy measures in that they act selectively to favour particular groups in the labour market.*

Public interventions refer to measures taken by general government in this respect which involve expenditure, either in the form of actual disbursements or of foregone revenue (reductions in taxes, social contributions or other charges normally payable). General government should be understood as including central government, state/regional government, local government and the social security funds. (See the LMP Methodology for detailed definitions.)

The scope of the database is also limited to labour market measures which are explicitly targeted in some way at groups of people with difficulties in the labour market - referred to here as target groups (i.e. it therefore excludes more general employment policies). In broad terms this covers people who are unemployed, people in employment but in risk of involuntary job-loss, and inactive persons who are currently not part of the labour force (in the sense that they are not employed or unemployed according to the ILO definitions¹) but who would like to enter the labour market and are disadvantaged in some way. (See the LMP Methodology for detailed definitions.)

Measures which act in the labour market but which are not targeted at disadvantaged groups are considered as general employment measures and should not be included in this data collection.

2 Coverage

The database aims to cover information on the whole territory of each country.

Data in this publication refer to 1999 unless otherwise specified by footnotes.

3. Statistical unit

The statistical unit in the LMP data collection is the labour market *measure*. The LMP questionnaire then requests information for a number of variables, both quantitative and qualitative, which apply to and describe the statistical unit so defined.

4. Classification of measures

Measures are classified in two ways - by type of action (e.g. placement services or employment incentives) and by type of expenditure (e.g. transfers to individuals or transfers to employers).

4.1 Classification by type of action

The type of action refers to the way in which a measure acts to achieve its objectives. The classification scheme identifies one base category of general services and nine categories of LMP measures, most with two or more sub-categories (see table F.3). Brief definitions of each category are given below. (See the LMP methodology for further details and for conventions relating to each category.)

A measure incorporating actions from more than one category is known as a *mixed* measure.

Throughout this publication the term *category* (or *categories*) refers to categories of the classification by type of action (except paragraph 4.2 below which defines the classification by type of expenditure).

¹The ILO definition of 'unemployed' refers to persons who, during the reference period, were:

(a) *without work*, i.e. were not in paid employment or self-employment;

(b) *currently available for work*, i.e. were available for paid employment or self-employment during the reference period;

(c) *seeking work*, i.e. had taken specific steps in a specified recent period to seek paid employment or self-employment.

Categories of the classification by type of action:

0 - General PES: *Services of the public employment services which facilitate the job-search process and which are generally available to all jobseekers.*

1 - Intensive counselling and job-search assistance: *Programmes which assist the job search process through intensive, individualised counselling and which are targeted to persons registered as unemployed job seekers experiencing special difficulties in getting a job, or other groups with difficult access to the labour market.*

2 - Training: *Programmes which aim to improve the employability of the unemployed and other target groups through training, and which are financed by public bodies. Measures included here should include some evidence of classroom teaching, or if in the workplace, supervision specifically for the purpose of instruction.*

3 - Job rotation and job sharing: *Programmes that facilitate the insertion of an unemployed person or a person from another target group into a work placement by substituting hours worked by an existing employee.*

4 - Employment incentives: *Programmes which facilitate the recruitment of unemployed persons and other target groups, or help to ensure the continued employment of persons at risk of involuntary job loss. The majority of the labour cost is normally covered by the employer.*

5 - Integration of the disabled: *Programmes that aim to promote integration of disabled persons into the labour market.*

6 - Direct job creation: *Programmes that create additional jobs, usually of community benefit or socially useful, in order to find employment for the long-term unemployed or persons otherwise difficult to place. The majority of the labour cost is normally covered by the public finance.*

7 - Start-up incentives: *Programmes that promote entrepreneurship by encouraging the unemployed and target groups to start their own business or to become self-employed.*

8 - Out-of-work income maintenance: *Programmes which aim to compensate individuals for loss of wage or salary through the provision of cash benefits when:*

- *a person is capable of working and available for work but is unable to find suitable employment.*
- *a person is on lay-off or enforced short-time work or is otherwise temporarily idle for economic or other reasons (including seasonal effects).*
- *a person has lost his/her job due to restructuring or similar (redundancy compensation).*

9 - Early retirement: *Programmes which facilitate the full or partial early retirement of older workers who are assumed to have little chance of finding a job or whose retirement facilitates the placement of an unemployed person or a person from another target group.*

4.2 Classification by type of expenditure

The type of expenditure refers to the ways in which public funds are issued in order to benefit target groups. The classification scheme (see table F.4) is based firstly upon who is the direct recipient of the public money and then the type of expenditure involved (cash payment or foregone revenue) and the way it is disbursed (periodic or lump-sum payment). The direct recipient of public expenditure may be the individual beneficiaries, their employers, or service providers that produce goods and services provided as benefits in kind (e.g. training). Many measures utilise more than one type of expenditure.

Categories of the classification by type of expenditure:

1 - Transfers to individuals: *public expenditure transferred directly to individuals and which are paid in cash or through a reduction in obligatory levies.*

2 - Transfers to employers: *public expenditure transferred directly to employers and which are paid in cash or through a reduction in obligatory levies.*

3 - Transfers to service providers: *public expenditure transferred directly to producers of goods and services that are provided to individuals or to employers as benefits in kind.*

Sub-categories of the classification by type of expenditure:

- 1 - Periodic cash payments: *cash payments issued at regular intervals, such as each week, month or quarter.*
- 2 - Lump sum payments: *cash payments issued on a single occasion or in the form of a lump sum.*
- 3 - Reimbursements: *payments that reimburse the recipient in whole or in part for certified expenditure on specified goods and services.*
- 4 - Reductions in social contributions: *full or partial exemptions to obligatory social contributions.*
- 5 - Reductions in taxes: *full or partial exemptions to taxes or other obligatory levies other than social contributions.*

5. Expenditure

Item 18 of the LMP questionnaire relates to public expenditure on LMP measures. The expenditure to be reported is defined as being "*...the value of all benefits provided to individuals or organisations in the form of cash, reimbursements, directly provided goods and services, and revenue foregone through reductions in obligatory levies. The administrative costs associated with the measure should not be included.*"

Data are reported as a total (18.1) and then broken down by the three main types of expenditure following the classification by type of expenditure - Transfers to individuals (18.2), Transfers to employers (18.3) and Transfers to service providers (18.4). Items 18.2 and 18.3 are further broken down by the 5 detailed types of expenditure (see paragraph 4.2 above).

6. Participants

The LMP collects information on public interventions (measures) in favour of persons disadvantaged in the labour market. Three variables are requested in order to evaluate the numbers of participants in these measures: stock, entrants and exits (respectively items 19, 20 and 21 in the questionnaire).

19. Stock refers to *the number of participants in a measure at a given moment*. The methodology specifies that an annual average stock should be calculated on the basis of monthly or weekly observations. As far as is known, any figures derived using less frequent observations are identified by footnotes. A person that participates twice in a given measure, each time for 3 months, gives exactly the same weight to the stock figure as a person who participates once for six months - $(3+3)/12 = 6/12 = 0.5$.

20. Entrants refers to *the number of participants joining the measure during the year (inflow)*. Persons already in the measure from the previous year are not included. The measurement includes all new starts so that a given individual may be counted more than once if they join, leave and then rejoin a measure during the year. As far as is known, any observations not derived in this way are identified by footnotes.

21. Exits refers to *the number of participants leaving the measure during the year (outflow)*. This includes completed participations and drop-outs - i.e. persons leaving a measure before completion, including those who leave early for positive reasons (i.e. because they have found work or have returned to education). As with entrants, the observation refers to participations and not individuals so that any given individual may be counted more than once. As far as is known, any observations not conforming to this definition are identified by footnotes.

The LMP questionnaire also requests breakdowns of participants using the following variables: 22 Sex; 23 Age; 24 Duration of unemployment; 25 Previous employment status of entrants; 26 Completions and drop-outs; 27 Destination of exits. (See the LMP Methodology for detailed definitions.)

F.2 LMP questionnaire




Qualitative items

1	Measure Number	12.3	State/regional government budget
2	Measure Name	12.4	Local government budget
2.1	Measure name (English)	12.5	Social security funds
2.2	Measure name (national language)	12.6	European Social Fund (ESF)
3	Description of Measure	12.7	Other
3.1	Description (English)	12.8	Clarification
3.2	Description (national language)	13	Objectives
4	Type of Action	14	Eligibility
4.1	Class	15	Responsible Institution
4.2	Measure components	15.1	Central Government
4.2.1	Category	15.2	State/regional government
4.2.2	Name	15.3	Local government
5	Type of Expenditure	15.4	Social security funds
5.1	Transfers to individuals	15.5	Trade union or similar
5.1.1	Periodic cash payments	15.6	Public employment services
5.1.2	Lump-sum payment	16	Legal Basis
5.1.3	Reimbursements	17	Implementation
5.1.4	Reduced social contributions	17.1	Year started
5.1.5	Reduced taxes	17.2	Year ended
5.2	Transfers to employers	17.3	Full-scale/pilot
5.2.1	Periodic cash payments	Expenditure	
5.2.2	Lump-sum payment	18	Expenditure
5.2.3	Reimbursements	18.1	Total
5.2.4	Reduced social contributions	18.2	Transfers to individuals
5.2.5	Reduced taxes	18.2.1	Periodic cash payments
5.3	Transfers to service providers	18.2.2	Lump-sum payments
5.4	Clarification	18.2.3	Reimbursements
6	Target Groups	18.2.4	Reduced social contributions
6.1	Unemployed	18.2.5	Reduced taxes
6.1.1	LTU	18.3	Transfers to employers
6.1.2	LTU definition	18.3.1	Periodic cash payments
6.2	Employed	18.3.2	Lump-sum payments
6.3	Inactive	18.3.3	Reimbursements
6.4	Jobseekers	18.3.4	Reduced social contributions
7	Detailed Target Groups	18.3.5	Reduced taxes
7.1	Youth	18.4	Transfers to service providers
7.2	Older	Participants	
7.3	Disabled	19	Stock
7.4	Immigrants/ethnic minorities	20	Entrants
7.5	Re-entrants/lone parents	21	Exits
7.6	Public priorities and Other	Breakdown of participants	
7.7	Clarification	22	Sex
8	Unemployment Registration	23	Age
8.1	Condition for participation	24	Duration of unemployment
8.2	Registration continued	25	Previous employment status of entrants
9	Receipt of Other Cash Benefits	25.1	Unemployed
9.1	Unemployment benefit	25.1.1	Registered
9.2	Other LMP benefit	25.2	Employed
9.3	Other benefit	25.3	Inactive
9.4	Clarification	26	Completions and drop-outs
10	Planned Duration	26.1	Completions
10.1	Typical	26.2	Drop-outs
10.2	Maximum	27	Destination of exits
10.3	Clarification	27.1	Employment
11	Area of Application	27.2	Unemployment
11.1	National	27.3	Other measure
11.2	Regional	27.4	Inactivity
11.3	Other	Duration	
11.4	Clarification	28	Average duration of participation
12	Source of Finance	Volume	
12.1	Ear-marked taxes	29	Volume
12.2	Central government budget		


F.3 Classification by type of action

Category	Name
0	Public employment services (PES)
1	Intensive counselling and job-search assistance
2	Training
2.1	Institutional training
2.2	Workplace training
2.3	Integrated training
2.4	Special support for apprenticeship
3	Job rotation and job sharing
3.1	Job rotation
3.2	Job sharing
4	Employment incentives
4.1	Recruitment incentives
4.1.1	Permanent
4.1.2	Temporary
4.2	Employment maintenance incentives
5	Integration of the disabled
5.1	Regular employment
5.2	Sheltered employment
5.3	Other rehabilitation and training
6	Direct job creation
6.1	Permanent
6.2	Temporary
7	Start-up incentives
8	Out-of-work income maintenance and support
8.1	Full unemployment benefits
8.1.1	Unemployment insurance
8.1.2	Unemployment assistance
8.2	Partial unemployment benefits
8.3	Part-time unemployment benefits
8.4	Redundancy compensation
8.5	Bankruptcy compensation
9	Early retirement
9.1	Conditional
9.1.1	Full
9.1.2	Partial
9.2	Unconditional
9.2.1	Full
9.2.2	Partial
X	Not classified


F.4 Classification by type of expenditure

Category	Name	
1	Total	
2	Transfers to individuals	
2.1	Periodic cash payments	
2.2	Lump-sum payments	
2.3	Reimbursements	
2.4	Reduced social contributions	
2.5	Reduced taxes	
3	Transfers to employers	
3.1	Periodic cash payments	
3.2	Lump-sum payments	
3.3	Reimbursements	
3.4	Reduced social contributions	
3.5	Reduced taxes	
4	Transfers to service providers	

F.5 Abbreviations by country

Country/Abbreviation	Meaning	
Generally applicable		
ESF	European Social Fund	
NAP	National (employment) action plan	
PES	Public employment service(s)	
SMEs	Small & medium sized enterprises	
Belgique/België		
ALE	Agence locale pour l'emploi	
CFI	Communauté flamande	
CPAS	Centre public d'aide sociale	
FBI	Fonds budgétaire interdépartemental	
Fed	Fédéral	
FOREM	Office communautaire et régional de la formation professionnelle et de l'emploi pour la Région wallonne	
IBFFP	Institut bruxellois francophone pour la formation professionnelle	
MRE	Missions régionales pour l'emploi	
ONEM	Office national de l'emploi	
ORBEM	Office régional bruxellois de l'emploi	
RB	Région Bruxelles-capitale	
RF	Région flamande	
RW	Région wallonne	
VDAB	Vlaamse Dienst voor Arbeid en Beroepsopleiding	
Danmark		
EØS	European Area of Economic Corporation, which consists of the EU, Norway, Iceland and Liechtenstein.	
SU	State educational support	
VERPS	Voluntary early retirement pay scheme	
Deutschland		
ABM	Arbeitsbeschaffungsmaßnahmen	
AQJ	Arbeit und Qualifizierung für Jugendliche	
BA	Bundesanstalt für Arbeit	
Quali-ABM	Qualifizierungs-Arbeitsbeschaffungsmaßnahmen	
SGB	Sozialgesetzbuch	
Ellada		
EPA	National employment observatory	
ESPA	System of protection against unemployment	
KEK	Centres for vocational training	
KESEN	Training centres for merchant marine cadres	
KETHI	Research centre for gender equality	
KPA	Employment promotion centres	
OAED	Greek Manpower Employment Organisation (ΟΡΓΑΝΙΣΜΟΣ ΑΠΑΣΧΟΛΗΣΗΣ ΕΡΓΑΤΙΚΟΥ ΔΥΝΑΜΙΚΟΥ)	
España		
ET y CO	Programa de escuelas-taller y casas de oficio	
FORCEM	Fundacion para la formacion continua	
FPO	Formacion profesional ocupacional	
INEM	Instituto nacional de empleo	
MTAS	Ministerio de trabajo y asuntos sociales	
PFIP	Plan nacional de formacion e insercion profesional	
REASS	Régimen especial agrario de la seguridad social	


F.5 Abbreviations by country

Country/Abbreviation	Meaning	
France		
ACA	Allocation aux chômeurs âgés	
AFPA	Association pour la formation professionnelle des adultes	
AFR	Allocation de formation reclassement	
AGEFIPH	Association pour la gestion de l'emploi, la formation et l'insertion professionnelle des personnes handicapées	
ANPE	Agence nationale pour l'emploi	
APEC	Association pour l'emploi de cadres	
AP	Ateliers de travail protégé (pour handicapés)	
API	Allocation de parent isolé	
AS	Allocation spéciale	
ASS	Allocation spécifique de solidarité	
AUD	Allocation unique dégressive	
BEP	Brevet d'études professionnelles (diplôme > CAP)	
CAP	Certificat d'aptitudes professionnelles (1er niveau de diplôme professionnel)	
CAT	Centre d'aide par le travail (pour handicapés)	
CEC	Contrat emploi consolidé	
CES	Contrat emploi solidarité	
CIE	Contrat initiative emploi	
CLD	Chômeurs de longue durée	
CNASEA	Centre national pour l'aménagement des structures agricoles (organisme payeur)	
EDEN	Encouragement au développement d'entreprises nouvelles	
FNE	Fonds national de l'emploi	
FFPSP	Fonds de la formation professionnelle et de la promotion sociale	
GRTH	Garantie de ressources des travailleurs handicapés	
IRILL	Insertion, réinsertion et lutte contre l'illettrisme	
PAIO	Permanence d'accueil, d'information et d'orientation	
RMI	Revenu minimum d'insertion	
SAE	Stage d'accès à l'entreprise	
SIFE	Stage d'insertion et de formation à l'emploi	
SMIC	Salaire minimum interprofessionnel de croissance	
TRACE	Trajet d'accès à l'emploi	
UNEDIC	Union Nationale interprofessionnelle pour l'emploi dans l'industrie et le commerce	
ZRR	Zones de revitalisation rurale	
ZRU	Zones de redynamisation urbaine	
Ireland		
BTEA	Back to education allowance	
CE	Community employment scheme	
ESS	Employment support scheme	
FAS	An Foras Aiseanna Saothair (The training and employment authority)	
IDA	Industrial development agency	
JTS	Job training scheme	
NCVA	National council for vocational awards	
NRB	National rehabilitation board	
PESP	Programme for economic and social progress	
PRSI	Pay related social insurance	
SST	Specific skills training	
UA	Unemployment assistance	
UB	Unemployment benefit	
VECs	Vocational education committees	
VTOS	Vocational training opportunities scheme	

F.5 Abbreviations by country

Country/Abbreviation	Meaning	
Italia		
CIGO	Cassa integrazione guadagni ordinaria	
CIGS	Cassa integrazione guadagni straordinaria	
CFL	Contratti di formazione e lavoro	
CCNL	Contratto collettivo nazionale di lavoro	
INPS	Istituto nazionale di previdenza sociale	
LSU	Lavori socialmente utili	
PMI	Piccole e medie imprese	
Luxembourg		
ADEM	Administration de l'emploi	
DAT	Division d'auxiliaires temporaires	
FE	Fonds pour l'emploi	
MTE	Ministère du travail et de l'emploi	
STH	Service des travailleurs handicapés de l'administration de l'emploi	
Nederland		
AAW	Algemene arbeidsongeschiktheidswet	
ABW	Algemene bijstandswet	
Arbvo	Arbeidsvoorziening	
BBSW	Bijdrageregeling bedrijfstakgewijze scholing werklozen	
EWLW	Extra werkgelegenheid langdurig werkzoekenden	
FINLO	Wet financiering loopbaanonderbreking	
I/D	Instroombanen/Doorstroombanen	
IOAW	Wet inkomensvoorziening oudere en gedeeltelijk arbeidsongeschikte werkloze werknemers	
IOAZ	Wet inkomensvoorziening oudere en gedeeltelijk arbeidsongeschikte gewezen zelfstandigen	
RSP	Regeling schoonmaakdiensten particulieren	
TW	Toeslagenwet	
VLW	Afdrachtsvermindering langdurig werklozen	
VO	Afdrachtsvermindering onderwijs	
VUT	Vervroegde uittreding	
WAO	Wet op de arbeidsongeschiktheidsverzekering	
WAJONG	Wet op de arbeidsongeschiktheidsvoorziening jonggehandicapten	
WAZ	Wet arbeidsongeschiktheidsverzekering zelfstandigen	
WI3	Melkert 3	
WIW	Wet inschakeling werkzoekenden	
WSW	Wet sociale werkvoorziening	
WVA	Wet vermindering afdracht loonbelasting en premies volksverzekeringen	
WW	Werkloosheidswet	
ZW	Ziektewet	
Österreich		
ALG	Arbeitslosengeld	
ALV	Arbeitslosenversicherung	
AMFG	Arbeitsmarktförderungsgesetz	
AMS	Arbeitsmarktservice	
ATF	Ausgleichstaxfonds	
BEB	Betriebliche Eingliederungsbeihilfe	
BESEB	Besondere Eingliederungsbeihilfe	
BMAGS	Bundesministerium für Arbeit, Gesundheit und Soziales	
BUAK	Bauarbeiter-Urlaubs- und -Abfertigungskasse	
BSB	Bundesamt für Sozial- und Behindertenwesen	
DLU	Beihilfe zur Deckung des Lebensunterhalts	
EFS	Europäischer Sozialfonds	
GBP	Gemeinnützige Beschäftigungsprojekte	
GEB	Gemeinnützige Eingliederungsbeihilfe	
IAG	Insolvenz-Ausfallsgeld	

F.5 Abbreviations by country

Country/Abbreviation	Meaning	
Österreich (continued)		
IESG	Insolvenz-Entgeltsicherungsgesetz	
JASG	Jugendausbildungs-Sicherungsgesetz	
KK und KNK	Kurs- und Kursnebenkosten	
KUG	Karenzurlaubsgeld	
SÖB	Sozialökonomische Betriebe	
SUG	Sonderunterstützung	
UGP	Unternehmensgründungsprogramm	
Portugal		
ACPE	Apoio a criação de proprio emprego	
CPC	Conservação do patrimonio cultural	
FC	Formação complementar	
IEFP	Instituto de emprego e formação profissional	
ILE	Iniciativas locais de criação de emprego	
PROFIJ	Programa formativo de inserção de jovens	
PROSA	Programa social de ocupação de adultos	
Suomi/Finland		
LMS	Labour market support	
SII	Social insurance institution	
Sverige		
AMI	Arbetsmarknadsinstitut	
API	Arbetsplatsintroduktion	
CSN	Swedish national board of student aid	
IT	Information technology	
KAS	Cash labour market assistance	
OSA	Offentligt skyddat arbete	
OTA	Offentligt tillfälligt arbete	
SIUS	Särskilt introduktionsstöd för handikappade	
SVUXA	Särskilt vuxenstudiestöd till arbetslösa	
SwIT	Nationellt program för IT-utbildning	
UBS	Särskilt utbildningsbidrag	
United Kingdom		
AtW	Access to Work	
DfEE	Department for Education and Employment	
DEAs	Disability Employment Advisers	
DSS	Department of Social Security	
ESJs	Employment Service Jobcentres	
FTET	Full-time education and training	
JIS	Job Introduction Scheme	
JSA	Jobseekers allowance	
LECs	Local Enterprise Companies	
NDDP	New Deal for Disabled People	
NDLP	New Deal for Lone Parents	
NDPU	New Deal for partners of unemployed people	
NDYP	New Deal for Young People (New Deal 18-24)	
NVQs	National Vocational Qualifications	
FACTS	Placing Assessment and Counselling Teams	
PYBT	Prince's Youth Business Trust	
TECs	Training and Enterprise Councils	
TfW	Training for work	
WBLA	Work based learning for adults	
WBTP	Work based training for young people	
YEI	Youth Enterprise Initiative	

F.5 Abbreviations by country

Country/Abbreviation	Meaning	
Norway		
AB	Arbeid med bistand	
AFT	Arbeidsforberedende trening	
AMB fase 1	Arbeidsmarkedsbedrifter	
AMB fase 2	Arbeidsmarkedsbedrifter	
AMB fase 3	Arbeidsmarkedsbedrifter	
AMO	Arbeidsmarkedsoppl�ring	
ATG	Arbeidstreningssgrupper	
BIA	Bedriftsintern Attf�ring	
BIO	Bedriftsintern oppl�ring	
KAJA	Kompetanse, arbeidstrening og jobbskaping for arbeidsledige	
SPA	Spesielle attf�ringstiltak	
YHHO	Yrkeshemmede i hospitering	
YHSH	Yrkeshemmede i skoletiltak	