

European Social Statistics

Labour Market Policy Expenditure and Participants

Data 2003



EUROPEAN
COMMISSION



THEME 3
Population
and social
conditions

3

Europe Direct is a service to help you find answers to your questions about the European Union

**Freephone number (*):
00 800 6 7 8 9 10 11**

(*) Certain mobile telephone operators do not allow access to 00 800 numbers or these calls may be billed.

A great deal of additional information on the European Union is available on the Internet.
It can be accessed through the Europa server (<http://europa.eu.int>).

Luxembourg: Office for Official Publications of the European Communities, 2005

ISBN 92-894-8735-6

© European Communities, 2005

CONTENTS

A	INTRODUCTION	5
A.1	Contents of tables	6
A.2	Important remarks	7
A.3	Key to symbols and abbreviations	9
B	EXPENDITURE	11
B.1	LMP expenditure by type of action	12
B.1.1	<i>LMP expenditure by category</i>	12
B.1.2	<i>Share of LMP expenditure by category</i>	13
B.1.3	<i>LMP expenditure by category in relation to GDP</i>	14
B.2	LMP expenditure by type	16
B.2.1	<i>LMP expenditure by type</i>	16
B.2.2	<i>Share of LMP expenditure by type</i>	18
B.3	LMP expenditure by measure and by type of action	20
B.3.1	<i>Belgique/België</i>	20
B.3.2	<i>Danmark</i>	22
B.3.3	<i>Deutschland</i>	23
B.3.4	<i>Ellada</i>	26
B.3.5	<i>España</i>	28
B.3.6	<i>France</i>	30
B.3.7	<i>Ireland</i>	33
B.3.8	<i>Italia</i>	35
B.3.9	<i>Luxembourg</i>	37
B.3.10	<i>Nederland</i>	38
B.3.11	<i>Österreich</i>	40
B.3.12	<i>Portugal</i>	42
B.3.13	<i>Suomi/Finland</i>	45
B.3.14	<i>Sverige</i>	47
B.3.15	<i>United Kingdom</i>	49
B.3.16	<i>Norway</i>	51
C	PARTICIPANTS	53
C.1	LMP stocks by type of action	54
C.1.1	<i>LMP stocks by category</i>	54
C.1.2	<i>Share of LMP stocks by category</i>	55
C.2	LMP entrants by type of action	56
C.2.1	<i>LMP entrants by category</i>	56
C.2.2	<i>Share of LMP entrants by category</i>	57
C.3	LMP participants by measure and by type of action	58
C.3.1	<i>Belgique/België</i>	58
C.3.2	<i>Danmark</i>	61
C.3.3	<i>Deutschland</i>	63
C.3.4	<i>Ellada</i>	67
C.3.5	<i>España</i>	70
C.3.6	<i>France</i>	73
C.3.7	<i>Ireland</i>	76
C.3.8	<i>Italia</i>	78
C.3.9	<i>Luxembourg</i>	81
C.3.10	<i>Nederland</i>	83

C.3.11	Österreich	85
C.3.12	Portugal	88
C.3.13	Suomi/Finland	92
C.3.14	Sverige	94
C.3.15	United Kingdom	96
C.3.16	Norway	98
D	INVENTORY OF LMP MEASURES	101
D.1	Belgique/België	102
D.2	Danmark	104
D.3	Deutschland	105
D.4	Ellada	107
D.5	España	109
D.6	France	111
D.7	Ireland	113
D.8	Italia	114
D.9	Luxembourg	116
D.10	Nederland	117
D.11	Österreich	118
D.12	Portugal	120
D.13	Suomi/Finland	122
D.14	Sverige	124
D.15	United Kingdom	125
D.16	Norway	126
E	EXTERNAL AND REFERENCE DATA	127
E.1	GDP & currency exchange rates	128
E.1.1	<i>GDP</i>	128
E.1.2	<i>Exchange rates</i>	128
E.2	Numbers of unemployed and other jobseekers	129
E.2.1	<i>Registered jobseekers and registered unemployed</i>	129
E.2.2	<i>Registered unemployed by sex, age and duration of unemployment</i>	130
E.2.3	<i>LFS unemployed</i>	131
F	REFERENCE INFORMATION	133
F.1	Methodological information	134
F.2	LMP questionnaire	137
F.3	Classification by type of action	139
F.4	Classification by type of expenditure	140
F.5	Abbreviations by country	141

A INTRODUCTION

This is the sixth publication of data collected by Eurostat as part of the Labour Market Policy database project undertaken in collaboration with DG-Employment, the EU-15 Member States and Norway. As part of the 2003 PHARE multibeneficiary programme, Eurostat is currently working with the ten new Member States in order to integrate them into the full LMP data collection by 2006.

The full methodology used as a reference for this data collection is published as a Eurostat Working Paper. Important extracts and comments on the methodology are included in section F together with details of classification schemes and the full LMP questionnaire. This section should be consulted in order to ensure correct interpretation of the tables of data. It should be noted that this methodology is still under development and therefore subject to change.

A.1 Contents of tables

The contents of tables in each section of the publication are described below. In order to ensure correct interpretation of the data in each case, readers are advised to read the methodological information included in section F.1.

In tables showing aggregates, data are split into three groups for category 1, categories 2-7 and categories 8-9. Categories 2-7 include all measures referred to in the Employment Guidelines as "training or similar measures" to improve the employability of unemployed persons.

In these comparative tables, missing values may appear for two main reasons. Either data is not available for one or more measures in the category, or the category includes components of a mixed measure where it has not been possible to make any breakdown of expenditure and/or participants. A full breakdown of each category is presented in the detailed country tables (sections B.3 and C.3) so that the elements of each total can be seen and the reason for missing values understood.

Part B - Expenditure

This part of the publication contains tables of public expenditure on LMP measures during 2003. See paragraph 5 of section F.1 for details of the variables covered.

Sections B.1 and B.2 contain tables which refer to aggregate figures - i.e. the sum of expenditure on all measures classified to any given category. The composition of each aggregated figure can be seen by referring to the detailed country tables in section B.3. Table B.1.3 compares expenditure on LMP measures

by category to GDP, which is shown in table E.1.1.

Section B.3 contains detailed tables for each country with details of expenditure by type for each individual service (category 1) or measure (categories 2-9). The tables show where data is unavailable and where aggregates used in sections B.1 and B.2 cannot therefore be made. In some cases where missing values are known to be a small part of total expenditure then aggregates have been made assuming the value is zero. All such cases are indicated using the symbol n.s. (not significant). In cases where the magnitude of missing values is significant or not known then aggregates are not completed.

Part C - Participants

This part of the publication contains tables of participants in LMP measures during 2003. See paragraph 6 of section F.1 for details of the variables covered.

Sections C.1 and C.2 include tables which refer to aggregate figures - i.e. the sum of participants in all measures classified to any given category. The composition of each aggregated figure can be seen by referring to the detailed country tables in section C.3.

Section C.3 includes tables giving details of stock, entrants and exits, broken down by sex and by age, for each individual measure. The tables show where data is unavailable and where aggregates used in tables C.1 and C.2 cannot therefore be made. In some cases where missing values are known to be a small part of total participants then aggregates have been made assuming the value is zero. All such cases are indicated using the symbol n.s. (not significant). In cases where the magnitude of missing values is significant or not known then aggregates are not completed.

Note also that in some cases either stock, entrants or exits are not meaningful observations (e.g. stock is usually not relevant for bankruptcy compensation paid as a lump-sum). Such observations are indicated by the symbol n.r.

Part D - Inventory of LMP measures

This part of the publication contains tables listing the LMP services and measures reported by each country for 2003 with measure names in English and the national language (where appropriate).

Part E - External data

This part contains tables of data used or otherwise relevant to this publication and which are not collected as part of the LMP data collection. In particular, all

data on expenditure are reported in national currency units and converted to Euros according to the exchange rates given in table E.1.2.

Part F - Reference information

This part includes important methodological information together with tables outlining the questionnaire and the classification systems used in the LMP data collection. Full details can be found in the LMP methodology.

Section F.5 details abbreviations used by each country in measure names or elsewhere in the LMP database.

A.2 Important remarks

1. EU totals

EU totals are completed only when data are available for all 15 EU countries or when Luxembourg is the only country with incomplete data. Improving the completion of EU totals is a priority for the ongoing work.

2. Coverage

It is intended that data in this publication cover all LMP interventions in each country including those of autonomous regions, which may be significant. This year, for the first time, the data for Germany include information on activities undertaken by the Länder. The data for Spain again include partial data for the autonomous regions. See point 10 for country specific comments.

3. Treatment of mixed measures

Where a measure is mixed (involves more than one type of action) the detailed tables in sections B.3 and C.3 include an entry for the measure in each of the appropriate categories. For each entry the measure name is prefixed by "[Component]" to indicate that it is a part of a mixed measure and that other components may be found elsewhere in the table. As far as possible, expenditure and participants have been attributed to the different components of the measure according to actual observations. Where the breakdown is not known then total values for the measure are usually allocated to the most important component. Footnotes explain the treatment of such cases.

4. Category 1

In May 2004 an annex to the LMP methodology was issued with new guidelines on the completion of data in category 1 – Labour market services. The guidelines make a clear distinction between LMP services (category 1) and LMP measures based upon

the main activity of the participants and their labour market status. The new category 1 effectively replaces the old categories 0 and 1 as previously published.

Some results of the pilot data collection using these guidelines have been included in this publication but are not yet considered comparable between countries and should be treated with caution. Work is ongoing to improve the quality of data in this area.

5. Category 2.4 - Special support for apprenticeship

Apprenticeship is normally considered to be part of the "general education and vocational training offer" addressed to all young people and not only to unemployed or groups at risk, and it is therefore outside the scope of the database. Only schemes that support or elaborate upon the basic apprenticeship system specifically for the benefit of disadvantaged groups can be included and the description of any such measure must provide an adequate justification for consideration as LMP.

In the early years of the LMP data collection, this specification proved difficult to apply because some Member States consider investments in supporting apprenticeship as pertaining to the improvement of the regular offer of vocational training open to all youth, and therefore not included in the LMP-database, whereas other Member States consider this effort to be specifically labour market oriented. As a result, the reporting on support for apprenticeship was considered non comparable between countries and the data were published separately from other training measures in category 2 and excluded from the total.

During 2003 the work of a special Task Force resulted in the development of guidelines for each country to ensure that the existing specification of support for apprenticeship considered to be within the LMP scope was reinforced and that support for persons moving directly into apprenticeship from compulsory education was excluded. As a result, the LMP data for 2002 onwards include support for apprenticeship as part of the training category and in all relevant aggregates.

6. Coherence with other data sources

As noted in section A.1 above, the LMP data collection has been established in consultation with those responsible for the ESSPROS database and for the OECD database on labour market policies. There are known differences in the methodologies of the different collections. Nevertheless, coherence of data is expected in some places and analysis of any observed differences is part of the ongoing validation process for each data collection.

7. ESF funding

LMP measures may be subject to co-financing from the European Social Fund (ESF). In section B.3 footnotes indicate where the expenditure for a given measure includes ESF funding. However, at this stage it is not practical to indicate the share of expenditure contributed by the ESF on a consistent basis. The nature of the ESF funding means that, for each country, contributions may cover several measures as reported to the LMP database and it is not straightforward to detail the amounts allocated to each individual measure. Moreover, ESF contributions may be spread over a number of years so that it is not easy to provide information on an annual basis. Further research is being carried out in this area.

8. Double-counting of participant stocks

In the process of aggregating stock figures, within or across categories, there is a chance of double counting in some circumstances.

The following aggregations should not be made for methodological reasons:

- Participants in category 8 should never be added to those in categories 2-7 since some of the participants in the "active" measures may be allowed to keep their unemployment benefits reported in category 8.
- Participants in category 1 should never be added with any other category.

Double counting may occur legitimately when a person participates in more than one measure at the same time or is counted in two components of a mixed measure - for example when training allowances are paid independently from the provision of training services.

All known cases of double counting are taken into account by a negative adjustment figure when figures are aggregated to produce category totals in the detailed tables by measure (section C.3). All figures included in the summary tables (sections C.1 and C.2), are already adjusted to eliminate double counting.

9. Country specific remarks

Germany

Data for Germany include, for the first time, information on measures implemented by the Länder as well as by the federal government. The data are therefore not comparable with those for previous years.

It should also be noted that the introduction of a new information system is going to facilitate an improve-

ment in the completion of LMP data for Germany in future. As part of this change the data for the years 2000 through to 2003 will be revised and this is likely to result in some changes compared to the figures currently published.

Spain

This publication includes data for the autonomous regions of Spain. However the data are not complete for all of these regions and footnotes inform where the data for some regions are still missing.

United Kingdom

Data for the United Kingdom do not include Northern Ireland unless otherwise specified and refer to the financial year April 2003 to March 2004.

A.3 Key to symbols and abbreviations

:	Not available
-	Zero
*	Estimated value
0 or 0.00	Number too small to show
n.r.	Not relevant (without meaning)
n.s.	Not significant (missing value considered to be less than 1% of category total)

BE	Belgique/België
DK	Danmark
DE	Deutschland
EL	Ellada
ES	España
FR	France
IE	Ireland
IT	Italia
LU	Luxembourg
NL	Nederland
AT	Österreich
PT	Portugal
FI	Suomi/Finland
SE	Sverige
UK	United Kingdom

NO Norway


GDP Gross domestic product
LFS Labour force survey

B EXPENDITURE

B.1 LMP expenditure by type of action

B.1.1 LMP expenditure by category, 2003^{1,2,3}

Euro (millions)

 eurostat	EU-15	BE	DK	DE	EL	ES	FR	IE	IT	LU	NL	AT	PT	FI	SE	UK	NO
1.1 Client services	:	71.4	205.0	:	:	:	2,430.6	:	:	:	411.3	143.4	50.4	116.9	242.4	3,604.0	98.0
Total category 1¹	:	71.4	205.0	:	:	:	2,430.6	:	:	:	411.3	143.4	50.4	116.9	242.4	3,604.0	98.0
2 Training	25,842.0	485.5	967.3	9,604.0	47.0	878.5	4,804.5	298.8	3,173.8	:	902.3	673.2	374.9	509.0	1,045.1	2,078.0	169.3
3 Job rotation and job sharing	196.8	-	-	28.2	-	56.5	-	0.0	3.4	-	0.3	0.3	0.1	88.5	19.5	-	0.2
4 Employment incentives	12,915.7	583.7	909.8	2,529.0	28.0	1,887.6	1,340.0	181.4	4,335.2	14.3	135.9	136.7	204.3	186.0	394.6	49.1	83.6
5 Integration of the disabled	10,728.4	310.7	981.5	3,310.8	33.1	521.7	1,382.7	50.8	88.3	6.1	2,150.8	126.1	71.8	144.0	1,226.5	323.6	1,043.6
6 Direct job creation	12,721.6	1,317.9	1.9	3,090.7	-	709.9	5,451.4	287.1	365.8	7.0	1,112.6	95.6	51.4	129.1	-	101.2	1.2
7 Start-up incentives	3,215.9	12.6	-	1,957.1	60.4	336.0	58.5	0.0	653.8	0.2	-	10.3	4.5	16.1	98.5	7.7	1.5
Total categories 2-7	65,592.7	2,710.4	2,860.4	20,519.8	168.5	4,390.2	13,037.1	818.1	8,620.3	:	4,301.8	1,042.3	707.1	1,072.8	2,784.2	2,559.6	1,299.3
8 Out-of-work income maintenance and support	126,480.9	5,564.7	3,568.6	48,486.9	632.5	11,204.1	26,027.2	1,142.6	6,623.8	103.1	8,156.2	2,525.7	1,445.1	2,265.8	3,259.1	5,475.5	1,720.5
9 Early retirement	8,262.9	1,212.8	1,448.4	863.6	-	171.8	1,512.7	89.1	1,379.7	50.5	-	572.6	224.7	736.9	-	0.0	-
Total categories 8-9⁴	134,743.8	6,777.5	5,017.0	49,350.5	632.5	11,375.9	27,539.9	1,231.6	8,003.5	153.6	8,156.2	3,098.3	1,669.8	3,002.7	3,259.1	5,475.5	1,720.5
Total LMP expenditure	:	9,559.3	8,082.4	:	:	:	43,007.6	:	:	:	12,869.3	4,284.0	2,427.3	4,192.4	6,285.8	11,639.1	3,117.9

1 WARNING: Data on category 1 are the results of a pilot data collection only and are not yet considered to be fully comparable between countries. In particular, data for sub-category 1.2 *Other services/activities* are problematic and are not ready for inclusion in summary tables. Total LMP expenditure therefore excludes this sub-category.


For sub-category 1.1 *Client services*, in some cases data appear as missing because the necessary breakdowns are not provided. In other cases where data are shown the values may understate efforts in this area because of incomplete coverage (i.e. some relevant services are not yet included in the LMP database).

2 Some of these values may be estimated (or include estimated values) or be subject to relevant comments. Refer to the detailed country tables in section B.3.

3 Data for the category of training include targeted support for apprenticeship (sub-category 2.4) and are therefore not directly comparable with data published for 2001 or before.

4 Data may include social contributions paid or credited on behalf of beneficiaries. These are shown as reductions in social contributions for individuals (item 18.2.4) in table B.2.1.ii.

B.1.2 Share of LMP expenditure by category, 2003^{1,2}

		% total LMP expenditure																
		EU-15	BE	DK	DE	EL	ES	FR	IE	IT	LU	NL	AT	PT	FI	SE	UK	NO
1.1	Client services	:	0.7	2.5	:	:	:	5.7	:	:	:	3.2	3.3	2.1	2.8	3.9	31.0	3.1
Total category 1¹		:	0.7	2.5	:	:	:	5.7	:	:	:	3.2	3.3	2.1	2.8	3.9	31.0	3.1
2	Training	:	5.1	12.0	:	:	:	11.2	:	:	:	7.0	15.7	15.4	12.1	16.6	17.9	5.4
3	Job rotation and job sharing	:	-	-	:	:	:	-	:	:	:	0.0	0.0	0.0	2.1	0.3	-	0.0
4	Employment incentives	:	6.1	11.3	:	:	:	3.1	:	:	:	1.1	3.2	8.4	4.4	6.3	0.4	2.7
5	Integration of the disabled	:	3.3	12.1	:	:	:	3.2	:	:	:	16.7	2.9	3.0	3.4	19.5	2.8	33.5
6	Direct job creation	:	13.8	0.0	:	:	:	12.7	:	:	:	8.6	2.2	2.1	3.1	-	0.9	0.0
7	Start-up incentives	:	0.1	-	:	:	:	0.1	:	:	:	-	0.2	0.2	0.4	1.6	0.1	0.0
Total categories 2-7		:	28.4	35.4	:	:	:	30.3	:	:	:	33.4	24.3	29.1	25.6	44.3	22.0	41.7
8	Out-of-work income maintenance and support	:	58.2	44.2	:	:	:	60.5	:	:	:	63.4	59.0	59.5	54.0	51.8	47.0	55.2
9	Early retirement	:	12.7	17.9	:	:	:	3.5	:	:	:	-	13.4	9.3	17.6	-	-	-
Total categories 8-9		:	70.9	62.1	:	:	:	64.0	:	:	:	63.4	72.3	68.8	71.6	51.8	47.0	55.2
Total LMP expenditure¹		:	100.0	100.0	:	:	:	100.0	:	:	:	100.0	100.0	100.0	100.0	100.0	100.0	100.0


1 WARNING: Data on category 1 are the results of a pilot data collection only and are not yet considered to be fully comparable between countries. In particular, data for sub-category 1.2 *Other services/activities* are problematic and are not ready for inclusion in summary tables. Total LMP expenditure therefore excludes this sub-category.

For sub-category 1.1 *Client services*, in some cases data appear as missing because the necessary breakdowns are not provided. In other cases where data are shown the values may understate efforts in this area because of incomplete coverage (i.e. some relevant services are not yet included in the LMP database).

2 Refer to footnotes to table B.1.1 for comments on data by category and/or by country.

B.1.3 LMP expenditure by category in relation to GDP, 2003

LMP expenditure / GDP (%)

		LMP expenditure / GDP (%)																
		EU-15	BE	DK	DE	EL	ES	FR	IE	IT	LU	NL	AT	PT	FI	SE	UK	NO
1.1	Client services	:	0.026	0.110	:	:	:	0.153	:	:	:	0.091	0.063	0.039	0.082	0.091	0.226	0.050
Total category 1¹		:	0.026	0.110	:	:	:	0.153	:	:	:	0.091	0.063	0.039	0.082	0.091	0.226	0.050
2	Training	0.275	0.180	0.517	0.444	0.031	0.113	0.303	0.222	0.244	:	0.199	0.298	0.287	0.355	0.391	0.131	0.087
3	Job rotation and job sharing	0.002	-	-	0.001	-	0.007	-	-	0.000	-	0.000	0.000	0.000	0.062	0.007	-	0.000
4	Employment incentives	0.137	0.217	0.486	0.117	0.018	0.242	0.085	0.135	0.333	0.060	0.030	0.060	0.157	0.130	0.148	0.003	0.043
5	Integration of the disabled	0.114	0.115	0.524	0.153	0.022	0.067	0.087	0.038	0.007	0.025	0.473	0.056	0.055	0.100	0.459	0.020	0.535
6	Direct job creation	0.135	0.489	0.001	0.143	-	0.091	0.344	0.213	0.028	0.029	0.245	0.042	0.039	0.090	-	0.006	0.001
7	Start-up incentives	0.034	0.005	-	0.090	0.039	0.043	0.004	-	0.050	0.001	-	0.005	0.003	0.011	0.037	0.000	0.001
Total categories 2-7		0.697	1.006	1.529	0.948	0.110	0.562	0.822	0.607	0.663	:	0.947	0.461	0.542	0.748	1.042	0.161	0.666
8	Out-of-work income maintenance and support	1.344	2.064	1.907	2.240	0.412	1.435	1.642	0.848	0.509	0.430	1.795	1.117	1.107	1.581	1.220	0.344	0.882
9	Early retirement	0.088	0.450	0.774	0.040	-	0.022	0.095	0.066	0.106	0.211	-	0.253	0.172	0.514	-	-	-
Total categories 8-9		1.431	2.514	2.681	2.280	0.412	1.457	1.737	0.914	0.615	0.641	1.795	1.370	1.279	2.095	1.220	0.344	0.882
Total LMP expenditure		:	3.546	4.319	:	:	:	2.713	:	:	:	2.833	1.894	1.860	2.925	2.352	0.731	1.598

14

1 WARNING: Data on category 1 are the results of a pilot data collection only and are not yet considered to be fully comparable between countries. In particular, data for sub-category 1.2 *Other services/activities* are problematic and are not ready for inclusion in summary tables. Total LMP expenditure therefore excludes this sub-category.

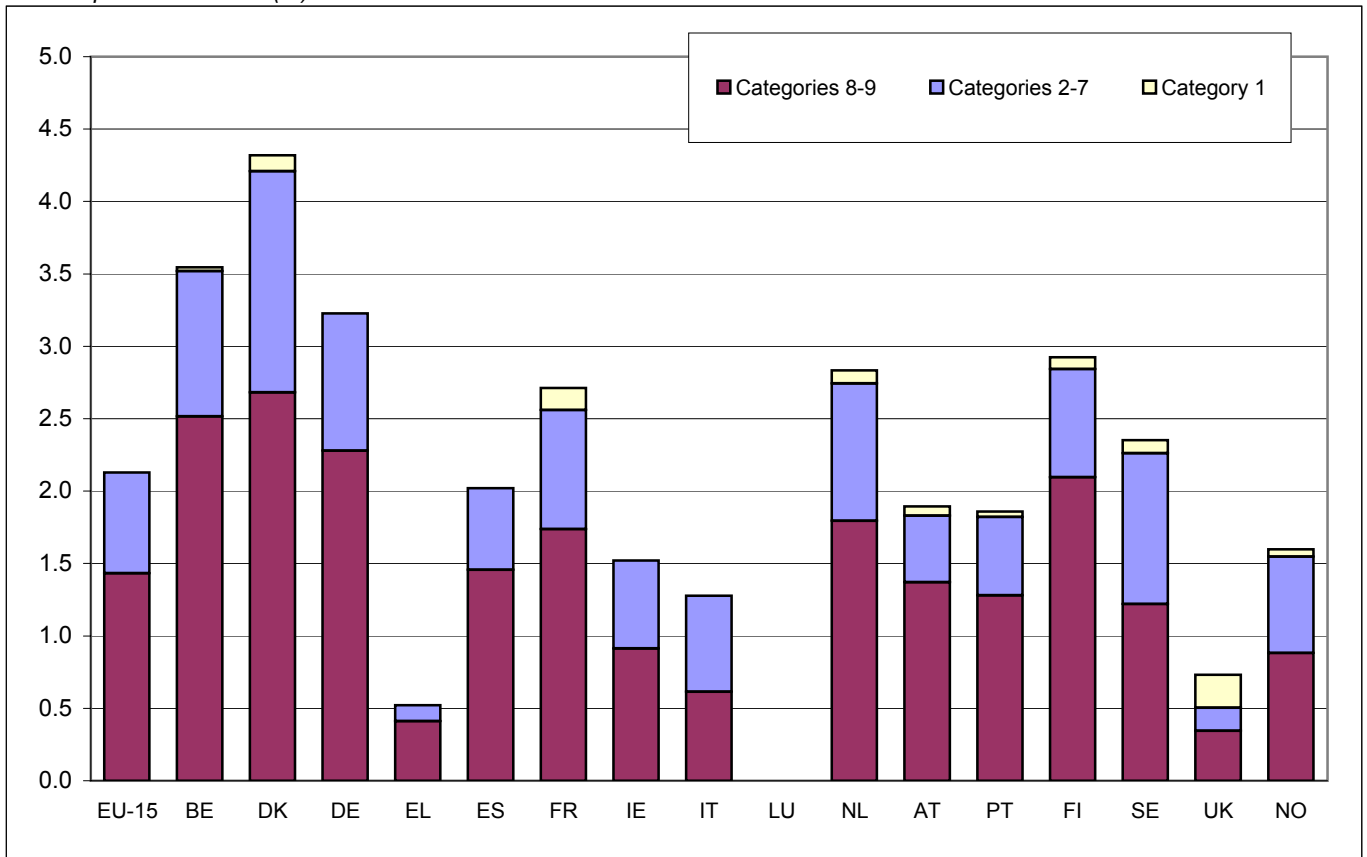
For sub-category 1.1 *Client services*, in some cases data appear as missing because the necessary breakdowns are not provided. In other cases where data are shown the values may understate efforts in this area because of incomplete coverage (i.e. some relevant services are not yet included in the LMP database).

2 Data on GDP are given in table E.1.1. Refer to footnotes to table B.1.1.ii for comments on data by category and/or by country.

3 Data for the category of training include targeted support for apprenticeship (sub-category 2.4) and are therefore not directly comparable with data published for 2001 or before.

B.1.3 LMP expenditure by category in relation to GDP, 2003 (continued)

LMP expenditure / GDP (%)



WARNING: Data on category 1 are the results of a pilot data collection only and are not yet considered to be fully comparable between countries. In particular, data for sub-category 1.2 *Other services/activities* are problematic and are not ready for inclusion in summary tables. Total LMP expenditure therefore excludes this sub-category.


For sub-category 1.1 *Client services*, in some cases data appear as missing because the necessary breakdowns are not provided. In other cases where data are shown the values may understate efforts in this area because of incomplete coverage (i.e. some relevant services are not yet included in the LMP database).

B.2 LMP expenditure by type

B.2.1 LMP expenditure by type, 2003

i. Categories 2-7^{1,2}

Euro (millions)

	EU-15	BE	DK	DE	EL	ES	FR	IE	IT	LU	NL	AT	PT	FI	SE	UK	NO
18.1 Total	65,592.7	2,710.4	2,860.4	20,519.8	168.5	4,390.2	13,037.1	818.1	8,620.3	:	4,301.8	1,042.3	707.1	1,072.8	2,784.2	2,559.6	1,299.3
18.2 Transfers to individuals	14,504.0	838.0	1,156.7	6,485.1	75.9	274.4	2,082.9	214.2	959.6	:	132.3	416.5	244.2	540.3	1,076.4	7.7	843.4
18.2.1 Periodic cash payments	13,079.0	825.2	1,156.7	6,418.5	7.9	47.8	1,814.0	214.2	374.8	:	132.3	331.7	219.6	486.2	1,050.0	-	799.2
18.2.2 Lump-sum payments	1,053.8	12.8	-	34.6	67.9	216.7	244.2	-	435.8	:	-	-	24.6	-	9.4	7.7	44.2
18.2.3 Reimbursements	139.2	-	-	31.9	-	9.9	24.6	-	0.0	:	-	1.6	-	54.0	17.0	-	-
18.2.4 Reduced social contributions	232.0	-	-	-	-	-	-	-	148.9	:	-	83.2	-	-	-	-	-
18.2.5 Reduced taxes	-	-	-	-	-	-	-	-	-	:	-	-	-	-	-	-	-
18.3 Transfers to employers	30,735.6	1,440.4	1,471.3	2,334.4	2.9	3,048.7	9,153.0	353.8	6,939.5	:	3,477.2	293.7	255.9	352.1	1,396.2	216.6	243.8
18.3.1 Periodic cash payments	17,315.2	1,143.2	1,427.1	2,334.0	2.9	519.7	6,306.5	353.8	-	:	3,137.2	228.8	86.2	352.1	1,207.2	216.6	238.1
18.3.2 Lump-sum payments	1,286.5	-	44.2	0.4	-	300.9	822.4	-	110.4	:	-	-	8.3	-	-	-	5.7
18.3.3 Reimbursements	47.5	-	-	-	-	-	-	-	-	:	-	43.9	0.2	-	3.5	-	-
18.3.4 Reduced social contributions	10,704.4	297.2	-	-	-	2,185.4	1,989.1	-	6,050.3	:	-	21.1	161.2	-	-	-	-
18.3.5 Reduced taxes	1,381.9	-	-	-	-	42.7	35.0	-	778.9	:	340.0	-	-	-	185.4	-	-
18.4 Transfers to service providers	17,046.5	432.1	232.4	9,520.4	2.8	1,067.1	1,801.3	49.9	721.2	:	692.3	252.0	138.2	180.4	311.7	1,644.6	212.1
18.5 Not specified	3,306.6	-	-	2,179.9	86.9	-	-	200.2	-	:	-	80.1	68.8	-	-	690.7	-


1 Refer to footnotes to table B.1.1.i for other comments on the composition of the total expenditure shown.

2 Some of these values may be estimated (or include estimated values) or be subject to relevant comments. Refer to the detailed country tables in section B.3.

B.2.1 LMP expenditure by type, 2003 (continued)

ii. Categories 8-9^{1,2}

Euro (millions)


	EU-15	BE	DK	DE	EL	ES	FR	IE	IT	LU	NL	AT	PT	FI	SE	UK	NO
18.1 Total	134,743.8	6,777.5	5,017.0	49,350.5	632.5	11,375.9	27,539.9	1,231.6	8,003.5	153.6	8,156.2	3,098.3	1,669.8	3,002.7	3,259.1	5,475.5	1,720.5
18.2 Transfers to individuals	132,612.1	6,777.5	5,017.0	47,768.9	632.5	11,375.8	27,515.3	1,158.7	8,003.5	147.0	8,156.2	2,652.4	1,669.8	3,002.7	3,259.1	5,475.5	1,720.5
18.2.1 Periodic cash payments	126,694.6	6,493.1	4,963.7	46,094.0	543.2	10,944.4	27,515.3	1,132.1	5,483.2	141.3	8,156.2	1,865.3	1,651.7	2,976.4	3,259.1	5,475.5	1,720.5
18.2.2 Lump-sum payments	2,379.1	284.4	53.3	1,674.9	89.3	191.3	-	26.6	9.2	5.8	-	-	18.1	26.3	-	-	-
18.2.3 Reimbursements	305.7	-	-	-	-	-	-	-	-	-	-	305.7	-	-	-	-	-
18.2.4 Reduced social contributions	3,232.6	-	-	-	-	240.1	-	-	2,511.1	-	-	481.4	-	-	-	-	-
18.2.5 Reduced taxes	-	-	-	-	-	-	-	-	-	-	-	-	-	-	-	-	-
18.3 Transfers to employers	2,131.6	-	-	1,581.6	-	0.1	24.6	72.9	0.0	6.6	-	445.8	-	-	-	-	-
18.3.1 Periodic cash payments	1,570.3	-	-	1,545.8	-	-	24.6	-	-	-	-	-	-	-	-	-	-
18.3.2 Lump-sum payments	73.1	-	-	-	-	0.1	-	72.9	-	-	-	-	-	-	-	-	-
18.3.3 Reimbursements	488.2	-	-	35.8	-	-	-	-	-	6.6	-	445.8	-	-	-	-	-
18.3.4 Reduced social contributions	0.0	-	-	-	-	-	-	-	0.0	-	-	-	-	-	-	-	-
18.3.5 Reduced taxes	-	-	-	-	-	-	-	-	-	-	-	-	-	-	-	-	-
18.4 Transfers to service providers	0.1	-	-	-	-	-	-	-	-	-	-	0.1	-	-	-	-	-
18.5 Not specified	-	-	-	-	-	-	-	-	-	-	-	-	-	-	-	-	-

1 Refer to footnotes to table B.1.1.ii for comments on the composition of the total expenditure shown.

2 Some of these values may be estimated (or include estimated values) or be subject to relevant comments. Refer to the detailed country tables in section B.3.

B.2.2 Share of LMP expenditure by type, 2003

i. Categories 2-7¹


		<i>% total expenditure (categories 2-7)</i>																
		EU-15	BE	DK	DE	EL	ES	FR	IE	IT	LU	NL	AT	PT	FI	SE	UK	NO
18.1	Total	100.0	100.0	100.0	100.0	100.0	100.0	100.0	100.0	100.0	:	100.0	100.0	100.0	100.0	100.0	100.0	100.0
18.2	Transfers to individuals	22.1	30.9	40.4	31.6	45.0	6.2	16.0	26.2	11.1	:	3.1	40.0	34.5	50.4	38.7	0.3	64.9
	18.2.1 Periodic cash payments	19.9	30.4	40.4	31.3	4.7	1.1	13.9	26.2	4.3	:	3.1	31.8	31.1	45.3	37.7	-	61.5
	18.2.2 Lump-sum payments	1.6	0.5	-	0.2	40.3	4.9	1.9	-	5.1	:	-	-	3.5	-	0.3	0.3	3.4
	18.2.3 Reimbursements	0.2	-	-	0.2	-	0.2	0.2	-	0.0	:	-	0.2	-	5.0	0.6	-	-
	18.2.4 Reduced social contributions	0.4	-	-	-	-	-	-	-	1.7	:	-	8.0	-	-	-	-	-
	18.2.5 Reduced taxes	-	-	-	-	-	-	-	-	-	:	-	-	-	-	-	-	-
18.3	Transfers to employers	46.9	53.1	51.4	11.4	1.7	69.4	70.2	43.2	80.5	:	80.8	28.2	36.2	32.8	50.1	8.5	18.8
	18.3.1 Periodic cash payments	26.4	42.2	49.9	11.4	1.7	11.8	48.4	43.2	-	:	72.9	21.9	12.2	32.8	43.4	8.5	18.3
	18.3.2 Lump-sum payments	2.0	-	1.5	0.0	-	6.9	6.3	-	1.3	:	-	-	1.2	-	-	-	0.4
	18.3.3 Reimbursements	0.1	-	-	-	-	-	-	-	-	:	-	4.2	0.0	-	0.1	-	-
	18.3.4 Reduced social contributions	16.3	11.0	-	-	-	49.8	15.3	-	70.2	:	-	2.0	22.8	-	-	-	-
	18.3.5 Reduced taxes	2.1	-	-	-	-	1.0	0.3	-	9.0	:	7.9	-	-	-	6.7	-	-
18.4	Transfers to service providers	26.0	15.9	8.1	46.4	1.7	24.3	13.8	6.1	8.4	:	16.1	24.2	19.5	16.8	11.2	64.3	16.3
18.5	Not specified	5.0	-	-	10.6	51.6	-	-	24.5	-	:	-	7.7	9.7	-	-	27.0	-

¹ Total for categories 2-7 excludes sub-category 2.4 (Special support for apprenticeship). Refer to footnotes to table B.1.1.i for other comments on the composition of the total expenditure shown.

B.2.2 Share of LMP expenditure by type, 2003 (continued)

ii. Categories 8-9¹


% total expenditure (categories 8-9)

 eurostat	EU-15	BE	DK	DE	EL	ES	FR	IE	IT	LU	NL	AT	PT	FI	SE	UK	NO
18.1 Total	100.0	100.0	100.0	100.0	100.0	100.0	100.0	100.0	100.0	100.0	100.0	100.0	100.0	100.0	100.0	100.0	100.0
18.2 Transfers to individuals	98.4	100.0	100.0	96.8	100.0	100.0	99.9	94.1	100.0	95.7	100.0	85.6	100.0	100.0	100.0	100.0	100.0
18.2.1 Periodic cash payments	94.0	95.8	98.9	93.4	85.9	96.2	99.9	91.9	68.5	92.0	100.0	60.2	98.9	99.1	100.0	100.0	100.0
18.2.2 Lump-sum payments	1.8	4.2	1.1	3.4	14.1	1.7	-	2.2	0.1	3.7	-	-	1.1	0.9	-	-	-
18.2.3 Reimbursements	0.2	-	-	-	-	-	-	-	-	-	-	9.9	-	-	-	-	-
18.2.4 Reduced social contributions	2.4	-	-	-	-	2.1	-	-	31.4	-	-	15.5	-	-	-	-	-
18.2.5 Reduced taxes	-	-	-	-	-	-	-	-	-	-	-	-	-	-	-	-	-
18.3 Transfers to employers	1.6	-	-	3.2	-	0.0	0.1	5.9	0.0	4.3	-	14.4	-	-	-	-	-
18.3.1 Periodic cash payments	1.2	-	-	3.1	-	-	0.1	-	-	-	-	-	-	-	-	-	-
18.3.2 Lump-sum payments	0.1	-	-	-	-	0.0	-	5.9	-	-	-	-	-	-	-	-	-
18.3.3 Reimbursements	0.4	-	-	0.1	-	-	-	-	-	4.3	-	14.4	-	-	-	-	-
18.3.4 Reduced social contributions	0.0	-	-	-	-	-	-	-	0.0	-	-	-	-	-	-	-	-
18.3.5 Reduced taxes	-	-	-	-	-	-	-	-	-	-	-	-	-	-	-	-	-
18.4 Transfers to service providers	0.0	-	-	-	-	-	-	-	-	-	-	0.0	-	-	-	-	-
18.5 Not specified	-	-	-	-	-	-	-	-	-	-	-	-	-	-	-	-	-

¹ Refer to footnotes to table B.1.1.ii for comments on the composition of the total expenditure shown.


B.3.1 LMP expenditure by measure and by type of action: Belgique/België, 2003

Euro (millions)

		Category, measure number and name	18.1 Total	18.2 Transfers to individuals	18.3 Transfers to employers	18.4 Transfers to service providers	18.5 Not specified	Notes
1 - Labour market services								
1	1	Public employment services (Fed, RF, RW, RBC, CG)	552.40*	-	-	552.40*	-	
1.1	12	Vocational integration (RW)	3.10	0.33*	-	2.77*	-	1
	25	Active jobsearch workshop (RBC)	1.00	-	-	1.00	-	1
	30	Regional employment missions (RW)	2.68	-	-	2.68	-	1
	46	Insertion plan for young people (RW)	10.22	1.31*	-	8.92	-	
	48	Partnership for the reception of jobseekers not registered in ORBEM (RBC)	n.s.	-	-	n.s.	-	1
	50	Partnership for childcare for jobseekers (RBC)	1.01	-	-	1.01	-	1
	54	Pathway to work (RF)	44.63	-	-	44.63	-	1
	58	Crèches facilities (RW)	0.77	-	-	0.77	-	1
	60	Restructuring support programme (retraining units) (RW)	2.87*	-	-	2.87*	-	1
	65	Re-employment fund (RF)	1.43	-	-	1.43	-	
	68	Vocational integration (RBC)	3.67	-	-	3.67	-	1
Total category 1 - Labour market services			623.77*	1.63*	-	622.14*	-	
2 - Training								
2.1	3	Encouraging the unemployed to resume studying (Fed)	108.63	108.63	-	-	-	
	40	Vocational training (RF)	143.49	-	-	143.49	-	
	41	Vocational training (RW)	85.24	-	-	85.24	-	
	42	Vocational training (RBC)	26.97	-	-	26.97	-	
	43	Vocational training (Fed)	98.70	98.70	-	-	-	
	44	Vocational training (CG)	n.s.	-	-	n.s.	-	
	64	Language training cheques (RBC)	0.30	0.30	-	-	-	
2.2	7	Support for the creation, extension and restructuring of enterprises (RW)	3.92	-	-	3.92	-	
	13	Training and integration contract (RW)	9.30*	9.30*	-	-	-	
	29	Tutorial (RBC)	0.05	-	0.05	-	-	
	67	Support for the creation, extension and restructuring of enterprises (RBC)	-	-	-	-	-	
2.4	10	Alternance training (RW)	4.94	-	4.94	-	-	
	8	Alternance training (Fed)	3.96	-	3.96	-	-	
Total category 2 - Training			485.50*	216.93*	8.95	259.62	-	
3 - Job rotation and job sharing								
3								
Total category 3 - Job rotation and job sharing			-	-	-	-	-	
4 - Employment incentives								
4	39	Part-time workers receiving income guarantee allowance (Fed)	183.78	183.78	-	-	-	
4.1	16	Recruitment subsidy (RBC)	0.05	-	0.05	-	-	2
	17	Recruitment of unemployed persons in the context of economic expansion (RW)	14.77	-	14.77	-	-	
	22	Plan +1, +2, +3 (Fed)	89.81	-	89.81	-	-	
	23	Recruitment benefits (Fed)	50.00*	-	50.00*	-	-	
	24	Employment agreements (Fed)	0.48*	-	0.48*	-	-	
	28	Transition-to-work subsidy (RBC)	0.41	-	0.41	-	-	
	47	First job agreement (Fed)	22.07	-	22.07	-	-	
	56	Wage-subsidies for integration enterprises (RBC)	0.06	-	0.06	-	-	
	61	Activa (Fed)	220.16	89.26	130.90	-	-	
	70	Recruitment of unemployed persons in the context of economic expansion (RBC)	2.06	-	2.06	-	-	
Total category 4 - Employment incentives			583.65*	273.05	310.61*	-	-	

B.3.1 LMP expenditure by measure and by type of action: Belgique/België, 2003

Euro (millions)


 Category, measure number and name			18.1	18.2	18.3	18.4	18.5	Notes
			Total	Transfers to individuals	Transfers to employers	Transfers to service providers	Not specified	
5 - Integration of the disabled								
5	36	Work and rehabilitation for disabled persons (RF, RW, RBC)	309.23	-	170.07	139.15	-	
5.3	49	Socio-vocational guidance service: social consultations (RBC)	1.52	-	-	1.52	-	
Total category 5 - Integration of the disabled			310.75	-	170.07	140.67	-	
6 - Direct job creation								
6	66	Social workshops (RF)	24.38	-	-	24.38	-	
6.1	14	Third working circuit (RW, RBC)	213.75	213.75	-	-	-	
	18	Subsidised contractors (Fed, RF, RW, RBC, CG)	589.35	-	589.35	-	-	
	19	Promoting employment in the non-market sector - FBI (Fed, RW, RBC, CG)	127.92*	-	127.92*	-	-	
	63	Support for the promotion of employment (APE) - Market and non-market sectors	184.29	-	184.29	-	-	
6.2	21	Local employment agencies (Fed)	129.01	121.79	-	7.22	-	
	27	Transition-to-work scheme (RF)	24.76	-	24.76	-	-	
	52	First job agreement in projects of public interest (RBC)	1.35	-	1.35	-	-	
	71	Transition-to-work scheme (RBC)	4.62	-	4.62	-	-	
	72	Transition-to-work scheme (RW)	18.47	-	18.47	-	-	
Total category 6 - Direct job creation			1,317.89*	335.54	950.76*	31.60	-	
7 - Start-up incentives								
7	34	Loans for unemployed persons (Fed)	12.47*	12.47*	-	-	-	
	45	Support for the creation and management of enterprises (RBC)	0.17	-	-	0.17	-	1
	53	SME Creation (RW)	n.s.	-	-	n.s.	-	1
Total category 7 - Start-up incentives			12.63*	12.47*	-	0.17	-	
8 - Out-of-work income maintenance and support								
8.1	37	[Component] Unemployment benefit (Fed) - Full UB	4,852.77	4,852.77	-	-	-	
8.2	37	[Component] Unemployment benefit (Fed) - Partial UB	427.56	427.56	-	-	-	
8.5	37	[Component] Unemployment benefit (Fed) - Bankruptcy compensation	284.40	284.40	-	-	-	
Total category 8 - Out-of-work income maintenance and support			5,564.74	5,564.74	-	-	-	
9 - Early retirement								
9.1	38	Early retirement by collective agreement (Fed)	1,212.80	1,212.80	-	-	-	
Total category 9 - Early retirement			1,212.80	1,212.80	-	-	-	

Notes

- 1 Includes ESF contribution.
- 2 Measure coming to an end

B.3.2 LMP expenditure by measure and by type of action: Denmark, 2003


Euro (millions)

 Category, measure number and name		18.1 Total	18.2 Transfers to individuals	18.3 Transfers to employers	18.4 Transfers to service providers	18.5 Not specified	Notes
1 - Labour market services							
1	5	193.06	-	-	193.06	-	
1.1	9	193.17*	193.17*	-	-	-	
	17	11.82	-	-	11.82	-	
Total category 1 - Labour market services		398.05*	193.17*	-	204.88	-	
2 - Training							
2.1	8	809.76*	577.35*	-	232.41*	-	
	19	2.48*	2.48*	-	-	-	
	33	115.49*	115.49*	-	-	-	
2.2	27	8.20*	8.20*	-	-	-	
2.4	31	31.33	-	31.33	-	-	
Total category 2 - Training		967.26*	703.51*	31.33	232.41*	-	
3 - Job rotation and job sharing							
3		-	-	-	-	-	
Total category 3 - Job rotation and job sharing		-	-	-	-	-	
4 - Employment incentives							
4.1	6	637.44*	-	637.44*	-	-	
	7	228.22*	-	228.22*	-	-	
	26	44.15	-	44.15	-	-	
Total category 4 - Employment incentives		909.81*	-	909.81*	-	-	
5 - Integration of the disabled							
5.1	30	23.34	-	23.34	-	-	
5.2	21	345.19*	-	345.19*	-	-	
	22	22.30	-	22.30	-	-	
5.3	20	510.64	371.30	139.34	-	-	
	28	80.01	80.01	-	-	-	
Total category 5 - Integration of the disabled		981.47*	451.30	530.17*	-	-	
6 - Direct job creation							
6.2	10	1.90*	1.90*	-	-	-	
Total category 6 - Direct job creation		1.90*	1.90*	-	-	-	
7 - Start-up incentives							
7		-	-	-	-	-	
Total category 7 - Start-up incentives		-	-	-	-	-	
8 - Out-of-work income maintenance and support							
8.1	2	424.11*	424.11*	-	-	-	
	29	100.26	100.26	-	-	-	
8.5	25	53.29	53.29	-	-	-	
Mixed	1	2,990.93	2,990.93	-	-	-	
Total category 8 - Out-of-work income maintenance and support		3,568.59*	3,568.59*	-	-	-	
9 - Early retirement							
9.2	3	201.17	201.17	-	-	-	
	24	1,241.20*	1,241.20*	-	-	-	
	32	6.07	6.07	-	-	-	
Total category 9 - Early retirement		1,448.43*	1,448.43*	-	-	-	

Notes


B.3.3 LMP expenditure by measure and by type of action: Deutschland, 2003

Euro (millions)

 Category, measure number and name		18.1	18.2	18.3	18.4	18.5	Notes
		Total	Transfers to individuals	Transfers to employers	Transfers to service providers	Not specified	
1 - Labour market services							
1.1	27	29.97*	:	:	:	29.97	1
	27	9.16*	:	:	:	9.16	1
	28	1.82	-	-	1.82	-	
	35	97.55	97.55	-	-	-	
	38	47.65	-	-	47.65	-	2
	43	47.04	-	-	47.04	-	
	47	351.35	-	-	351.35	-	
	62	67.79	-	-	67.79	-	2
	62	125.35	-	-	125.35	-	2
	64	:	:	:	:	:	3
	65	44.16	-	-	44.16	-	
	66	1.82	-	-	1.82	-	
	67	:	:	:	:	:	
1.2	38	1.58	-	-	1.58	-	2
	62	1,221.62	-	-	1,221.62	-	2
	63	4,421.68	-	-	4,421.68	-	
Total category 1 - Labour market services		:	:	:	:	:	
2 - Training							
2	54	424.25	:	:	:	424.25	2
	55	739.61	:	:	:	739.61	2
2.1	6	577.58	-	-	577.58	-	4,5
	11	750.59	246.51	-	504.08	-	
	12	5,000.50	2,971.89	-	2,028.62	-	
	20	0.39	-	0.39	-	-	
	26	126.33	-	-	126.33	-	4,6
	31	193.70	193.70	-	-	-	2
	38	165.77	56.92	:	108.85	0.00	2
	44	15.50	-	15.50	-	-	
	53	12.14	-	-	12.14	-	
2.3	38	53.58	-	-	53.58	-	2
2.4	19	1,113.89	-	-	1,113.89	-	
	27	2.24*	:	:	:	2.24	1
	34	342.41	342.41	-	-	-	
	38	85.51	-	-	85.51	-	2
Total category 2 - Training		9,604.00*	3,811.43	15.89	4,610.58	1,166.11	


B.3.3 LMP expenditure by measure and by type of action: Deutschland, 2003

Euro (millions)

		Category, measure number and name	18.1 Total	18.2 Transfers to individuals	18.3 Transfers to employers	18.4 Transfers to service providers	18.5 Not specified	Notes
3 - Job rotation and job sharing								
3	56	Job rotation and job sharing (Länder)	10.02	:	:	:	10.02	2
3.1	46	Job Rotation - Employment-training rotation programme	18.22	-	18.22	-	-	
Total category 3 - Job rotation and job sharing			28.24	-	18.22	-	10.02	
4 - Employment incentives								
4.1	7	Mobility allowances	192.65	192.65	-	-	-	
	8	Employee allowance	4.02	4.02	-	-	-	
	16	Recruitment subsidy for new businesses	161.85	-	161.85	-	-	
	18	Integration subsidies	1,348.92	-	1,348.92	-	-	
	25	Employment assistance scheme for long-term unemployed	60.66	-	60.66	-	-	7
	27	[Component] Independent measures -	128.95*	:	:	:	128.95	1
	38	[Component] Immediate Action Programme against youth unemployment - Labour cost subsidies, mobility grants	371.79	8.83	362.96	-	-	2
	45	Subsidies for people with low income - model of Mainz	17.89	17.89	-	-	-	2
	48	Personnel Service Agencies	174.53	-	-	174.53	-	
	52	Wage protection for older employees	7.42	7.42	-	-	-	
	57	Recruitment incentives (Länder)	60.30	:	:	:	60.30	2
Total category 4 - Employment incentives			2,528.99*	230.82	1,934.40	174.53	189.24	
5 - Integration of the disabled								
5	58	Integration of the disabled (Länder)	56.36	:	:	:	56.36	2
5.1	23	Incentives for the recruitment and employment of the severely disabled	318.37	-	318.37	-	-	
5.3	13	Promoting integration of the disabled into working life	2,936.04	761.49	47.47	2,127.08	-	
Total category 5 - Integration of the disabled			3,310.77	761.49	365.85	2,127.08	56.36	
6 - Direct job creation								
6	59	Direct creation of additional jobs (Länder)	482.43	:	:	:	482.43	2
6.2	21	Support for job-creation measures (ABMs)	1,675.58	-	-	1,675.58	-	
	22	Support for structural adjustment measures	598.02	-	-	598.02	-	
	38	[Component] Immediate Action Programme against youth unemployment - Qualification and job creation schemes	197.73	-	-	197.73	-	2
	42	Employment generating promotion of the infrastructure	59.88	-	-	59.88	-	
	50	"Jump Plus": Special programme aimed at getting unemployed youths into work or training	38.94	-	-	38.94	-	
	51	Special programme: "Work for the long-term unemployed" ("Afl")	38.08	-	-	38.08	-	
Total category 6 - Direct job creation			3,090.65	-	-	2,608.23	482.43	
7 - Start-up incentives								
7	9	Bridging allowance	1,412.93	1,412.93	-	-	-	
	27	[Component] Independent measures -	115.97*	:	:	:	115.97	1
	49	Business start-up subsidy	268.39	268.39	-	-	-	
	60	Incentives to start up businesses (Länder)	159.81	:	:	:	159.81	2
Total category 7 - Start-up incentives			1,957.10*	1,681.32	-	-	275.77	

B.3.3 LMP expenditure by measure and by type of action: Deutschland, 2003

Euro (millions)


 Category, measure number and name		18.1	18.2	18.3	18.4	18.5	Notes
		Total	Transfers to individuals	Transfers to employers	Transfers to service providers	Not specified	
8 - Out-of-work income maintenance and support							
8.1	1	Unemployment benefit	29,119.96	29,119.96	-	-	-
	3	Unemployment assistance	16,532.47	16,532.47	-	-	-
	29	Integration assistance for new resettlers, persons having right of asylum and quota refugees	197.93	197.93	-	-	-
8.2	14	Short-time working allowance	687.12	-	687.12	-	- 8
	15	[Component] Promotion of year-round employment in construction - Cost-increase winter allowance	106.84	106.84	-	-	-
	15	[Component] Promotion of year-round employment in construction - Bad weather allowance from the 31st hour, Additional winter allowance, refund of social contributions	165.60	129.75	35.84	-	-
8.3	2	Part-time unemployment benefit	2.16	2.16	-	-	-
8.5	4	Bankruptcy compensation payment	1,674.86	1,674.86	-	-	-
Total category 8 - Out-of-work income maintenance and support			48,486.93	47,763.97	722.96	-	-
9 - Early retirement							
9.1	24	Support of part-time employment for older employees	863.57	4.93	858.65	-	-
Total category 9 - Early retirement			863.57	4.93	858.65	-	-

Notes

- 1 Mixed measure in categories 1, 2, 4 and 7. Expenditure for each component is estimated on the basis of known numbers of entrants and the average cost per entrant for other measures in the relevant category.
- 2 Includes ESF contribution.
- 3 Expenditure for this measure is not available yet. Until administration costs can be separated, the expenditure for this measure is included in the total administration costs, see D-63.
- 4 Costs of training courses only.
- 5 Participants may at the same time receive benefits recorded in category 8.
- 6 Income support allowances paid at the same time are recorded in measure D-29 (category 8).
- 7 Measure coming to an end.
- 8 Short-time working allowance is paid to the employer who then pays eligible employees.


B.3.4 LMP expenditure by measure and by type of action: Ellada, 2003

Euro (millions)

 Category, measure number and name		18.1 Total	18.2 Transfers to individuals	18.3 Transfers to employers	18.4 Transfers to service providers	18.5 Not specified	Notes
1 - Labour market services							
1.1	31						1
	32	5.55	-	-	5.55	-	1
	62						
Total category 1 - Labour market services							
2 - Training							
2	69	14.41*	:	:	:	14.41	1,2
2.1	8	2.20	2.20	-	-	-	1
	33	n.s.	n.s.	-	-	-	1,3
	37	5.27	2.44	-	2.83	-	1
	42	21.92*	21.92*	-	-	-	1,4
2.3	6	2.31	2.31	-	-	-	1
	64	0.92	0.92	-	-	-	1
	70	n.s.	n.s.	-	-	-	3
Total category 2 - Training		47.02*	29.78*	-	2.83	14.41	
3 - Job rotation and job sharing							
3							
Total category 3 - Job rotation and job sharing		-	-	-	-	-	
4 - Employment incentives							
4.1	9	1.63	-	1.63	-	-	1
	51	5.45	:	:	:	5.45	1
	63	-	-	-	-	-	5
	65	4.40	:	:	:	4.40	
	66	1.29	-	1.29	-	-	1
	67	0.83	:	:	:	0.83	
	68	-	-	-	-	-	1,6
	69	14.41*	:	:	:	14.41	1,2
Total category 4 - Employment incentives		28.02*	-	2.92	-	25.09	
5 - Integration of the disabled							
5.1	60	33.03	:	:	:	33.03	
5.3	1	0.06	0.06	-	-	-	
Total category 5 - Integration of the disabled		33.09	0.06	-	-	33.03	
6 - Direct job creation							
6							
Total category 6 - Direct job creation		-	-	-	-	-	
7 - Start-up incentives							
7	10	46.01	46.01	-	-	-	1
	69	14.41*	:	:	:	14.41	1,2
Total category 7 - Start-up incentives		60.42*	46.01	-	-	14.41	

B.3.4 LMP expenditure by measure and by type of action: Ellada, 2003

Euro (millions)


 Category, measure number and name			18.1 Total	18.2 Transfers to individuals	18.3 Transfers to employers	18.4 Transfers to service providers	18.5 Not specified	Notes
8 - Out-of-work income maintenance and support								
8.1	22	Unemployment benefit	537.61	537.61	-	-	-	
	23	Special unemployment assistance for those exceeding the unemployment benefit period	0.42	0.42	-	-	-	
	24	Special assistance following a trimester of registered unemployment	-	-	-	-	-	7
	27	National System of Protection from Unemployment - ESPA (Benefit for young unemployed)	1.56	1.56	-	-	-	
	28	Special assistance for ex offenders	1.69	1.69	-	-	-	
	29	Special assistance for former political refugees and repatriated	1.71*	1.71*	-	-	-	8
	71	Assistance for long term unemployed	1.85	1.85	-	-	-	
8.2	58	Special seasonal assistance	87.61	87.61	-	-	-	7
Total category 8 - Out-of-work income maintenance and support			632.47	632.47	-	-	-	
9 - Early retirement								
9								
Total category 9 - Early retirement			-	-	-	-	-	

Notes

- 1 Includes ESF contribution.
- 2 Mixed measure in categories 2, 4 and 7. No breakdown of expenditure by type of action is available so the total amount has been split equally between categories.
- 3 Programme started November 2003.
- 4 Data refer to 2002.
- 5 Measure not applied in 2003
- 6 No expenditure in 2003.
- 7 Expenditure of EL-24 is included in EL-58.
- 8 Data refer to 2001.


B.3.5 LMP expenditure by measure and by type of action: España, 2003

Euro (millions)

 Category, measure number and name		18.1 Total	18.2 Transfers to individuals	18.3 Transfers to employers	18.4 Transfers to service providers	18.5 Not specified	Notes
1 - Labour market services							
1	28	76.86	-	-	76.86	-	
	48	41.81	-	-	41.81	-	1
Managing placement, vocational guidance and retraining (measure ES-28-regions)							
Total category 1 - Labour market services		118.67	-	-	118.67	-	
2 - Training							
2.1	8	580.16	25.06	-	555.10	-	2
	35	59.97	0.59	-	59.37	-	1
National plan for vocational training and integration (Plan FIP, measure ES-8-regions)							
2.4	9	225.77	8.58*	-	217.19*	-	2
	49	12.58	-	-	12.58	-	1
Scheme for workshop schools and youth training centres (ET y CO, measure ES-9-regions)							
Total category 2 - Training		878.49	34.23*	-	844.25*	-	
3 - Job rotation and job sharing							
3.1	17	55.75	-	55.75	-	-	
	41	0.73	-	0.73	-	-	1
Temporary work to replace workers during maternity leave, adoption and childcare (measure ES-17-regions)							
Total category 3 - Job rotation and job sharing		56.48	-	56.48	-	-	
4 - Employment incentives							
4.1	11	290.46	-	290.46	-	-	2
	12	837.73	-	837.73	-	-	2
	15	656.48	-	656.48	-	-	2
Open ended employment contracts for the unemployed (conversion of apprenticeship, training, replacement and substitution contracts into permanent contracts)							
	29	2.23	2.23	-	-	-	
	36	63.80	14.20	49.60	-	-	1
Support for domestic migration (measure ES-11-regions)							
	37	7.70	-	7.70	-	-	1
Open ended employment contracts for persons aged over 45 (measure ES-12-regions)							
	39	29.24	-	29.24	-	-	1
Conversion of apprenticeship, training and substitution contracts into permanent contracts (measure ES-15-regions)							
Total category 4 - Employment incentives		1,887.64	16.43	1,871.22	-	-	
5 - Integration of the disabled							
5.1	13	258.32	-	258.32*	-	-	2
	16	13.84	-	13.84	-	-	
	25	1.49	1.49	-	-	-	2
	38	1.58	-	1.58	-	-	1
Open ended employment contracts for the disabled (measure ES-13-regions)							
	40	0.99	-	0.99	-	-	1
Temporary contracts for the disabled (measure ES-16-regions)							
	46	0.06	-	0.06	-	-	1
Integration of the disabled through self-employment (measure ES-25-regions)							
5.2	3	214.61	-	214.61	-	-	
	34	29.81	-	29.81	-	-	1
Support for employment in special employment centres (measure ES-3-regions)							
5.3	14	0.96	-	0.96	-	-	
Training contracts for the disabled							
Total category 5 - Integration of the disabled		521.66	1.49	520.18*	-	-	

B.3.5 LMP expenditure by measure and by type of action: España, 2003

Euro (millions)


 Category, measure number and name		18.1	18.2	18.3	18.4	18.5	Notes
		Total	Transfers to individuals	Transfers to employers	Transfers to service providers	Not specified	
6 - Direct job creation							
6.2	18	299.94	-	299.94*	-	-	
	19	173.30	-	173.30*	-	-	
	31	220.97	-	-	220.97	-	2
	42	14.59	-	14.59	-	-	1
	52	1.08	-	1.08	-	-	1
Total category 6 - Direct job creation		709.88	-	488.91*	220.97	-	
7 - Start-up incentives							
7	20	113.51	113.51*	-	-	-	
	21	63.14	63.14*	-	-	-	2
	22	0.46	0.46	-	-	-	
	23	13.59	13.59	-	-	-	2
	24	97.81	-	97.81*	-	-	2
	43	39.03	30.74	7.64	0.65	-	1
	44	6.25	0.75	5.50	-	-	1
	45	2.22	0.03	0.98	1.21	-	1
Total category 7 - Start-up incentives		336.02	222.21*	111.94*	1.87	-	
8 - Out-of-work income maintenance and support							
8.1	5	8,172.98	8,172.98	-	-	-	
	6	1,836.64	1,836.64*	-	-	-	
	7	886.46	886.46*	-	-	-	
	32	72.71	72.71	-	-	-	
8.2	4	45.57	45.57	-	-	-	
8.5	30	189.76	189.76	-	-	-	
Total category 8 - Out-of-work income maintenance and support		11,204.11	11,204.11*	-	-	-	
9 - Early retirement							
9.1	26	1.24*	1.24*	-	-	-	
	27	73.25*	73.25*	-	-	-	
	47	0.34	0.24	0.11	-	-	3
	53	0.01	-	0.01	-	-	1
9.2	1	n.s.	n.s.	-	-	-	4
	2	95.68	95.68*	-	-	-	
	33	1.29	1.29	-	-	-	5
Total category 9 - Early retirement		171.81*	171.69*	0.12	-	-	

Notes

- 1 Data are incomplete for some of the autonomous regions.
- 2 Includes ESF contribution.
- 3 Measure mainly applied in Valencia and to a smaller extent in Castilla-León.
- 4 Measure coming to an end.
- 5 Measure applied only in Andalucía.


B.3.6 LMP expenditure by measure and by type of action: France, 2003

Euro (millions)

		Category, measure number and name	18.1 Total	18.2 Transfers to individuals	18.3 Transfers to employers	18.4 Transfers to service providers	18.5 Not specified	Notes
1 - Labour market services								
1	19	[Component] Retraining agreements - vocational guidance	-	-	-	-	-	1
1.1	42	National employment agency (ANPE)	1,332.50*	-	-	1,332.50*	-	2,3
	43	Managerial employment agency (APEC)	84.60*	-	-	84.60*	-	4
	44	Local centres, permanent reception, information and advisory services (PAIO)	138.93	-	-	138.93	-	3
	45	Retraining units	30.38	-	-	30.38	-	
	53	Personalised services of ANPE	541.11	-	-	541.11	-	
	54	Job search workshops (ANPE)	42.45	-	-	42.45	-	
	55	Appraisal services of ANPE	25.59	-	-	25.59	-	
	56	Support services of ANPE	3.53	-	-	3.53	-	
	57	Guidance and monitoring services of AFPA	101.08	-	-	101.08	-	3
	58	Pathway to jobs (TRACE)	77.04	33.17	-	43.88	-	3
	74	Cap Emploi (AGEFIPH)	53.40	-	-	53.40	-	5
1.2	73	Unemployment insurance scheme (UNEDIC)	1,443.48	-	-	1,443.48	-	
Total category 1 - Labour market services			3,874.08*	33.17	-	3,840.92*	-	
2 - Training								
2	17	Training allowance - unemployment insurance system (AFR)	28.74	28.74	-	-	-	6
	18	Training allowance - public system	314.23	314.23	-	-	-	7
	19	[Component] Retraining agreements - training allowance	0.82	0.82	-	-	-	1
	63	Back-to-work support - training allowance (AREF)	973.24	973.24	-	-	-	8
	64	Training support (PARE)	129.93	129.93*	-	-	-	
2.1	10	Courses offered by the Association for Adult Vocational Training (AFPA)	754.54	131.77	-	622.77	-	9
	11	Courses for specific groups (IRILL)	18.41	-	-	18.41	-	3
	13	Adult training courses organised by the regions	452.86	152.25	-	300.61	-	9
	14	Courses for admission to enterprises	9.22	-	-	9.22	-	3
	15	Individual training-for-employment and integration courses (SIFE)	9.15	-	-	9.15	-	9
	16	Group training-for-employment and integration courses (SIFE)	141.30	-	-	141.30	-	3,9
	19	[Component] Retraining agreements - course costs	0.01	-	-	0.01	-	1
	70	Officially agreed training (PARE)	73.81	-	-	73.81*	-	
2.2	20	FNE conventions on training and retraining	5.74	-	3.12	2.63	-	3
2.3	9	Courses for young job-seekers (State + regions)	608.55	193.70	-	414.85	-	3,9
	71	Support for training previous to recruitment (AFPE/PARE)	13.64	-	13.64*	-	-	
2.4	22	Exemptions and subsidies for recruitment of apprentices	1,270.33	-	1,270.33	-	-	10
Total category 2 - Training			4,804.52	1,924.68*	1,287.09*	1,592.75*	-	
3 - Job rotation and job sharing								
3								
Total category 3 - Job rotation and job sharing			-	-	-	-	-	


B.3.6 LMP expenditure by measure and by type of action: France, 2003

Euro (millions)

 Category, measure number and name		18.1	18.2	18.3	18.4	18.5	Notes
		Total	Transfers to individuals	Transfers to employers	Transfers to service providers	Not specified	
4 - Employment incentives							
4.1	24	421.60	-	421.60	-	-	
	25	4.01	-	4.01	-	-	
	26	310.95	-	309.52	1.43	-	3
	27	51.85	-	51.85	-	-	1
	28	31.63	-	31.63	-	-	
	32	10.83	10.83	-	-	-	
	36	150.46	-	140.75	9.70	-	3
	37	106.37*	-	98.11*	8.26	-	3
	60	2.11	-	2.11	-	-	
	61	7.63	-	-	7.63	-	
	65	66.32	-	66.32	-	-	
	66	22.80	22.80	-	-	-	11
	67	142.60	-	142.60	-	-	
4.2	33	10.61	10.03	-	0.58	-	3
	35	0.25	0.25	-	-	-	1
Total category 4 - Employment incentives		1,340.02*	43.92	1,268.50*	27.60	-	
5 - Integration of the disabled							
5.1	49	341.10	57.15	131.35	152.60	-	
5.2	47	857.54	-	857.54	-	-	
	48	184.01	-	184.01	-	-	
Total category 5 - Integration of the disabled		1,382.65	57.15	1,172.90	152.60	-	
6 - Direct job creation							
6.2	39	1,190.79	-	1,185.31	5.48	-	3
	40	1,523.93	-	1,516.92	7.01	-	3
	46	2,736.69	-	2,722.25	14.45	-	
Total category 6 - Direct job creation		5,451.41	-	5,424.48	26.93	-	
7 - Start-up incentives							
7	38	0.09*	0.09*	-	-	-	12
	38bis	8.21	8.21	-	-	-	3
	59	50.24	48.84	-	1.40	-	
Total category 7 - Start-up incentives		58.54*	57.14*	-	1.40	-	
8 - Out-of-work income maintenance and support							
8.1	1	23,582.40	23,582.40	-	-	-	
	2	163.46	163.46	-	-	-	
	3	2,008.36	2,008.36	-	-	-	13
	72	248.40	248.40	-	-	-	
8.2	4	24.56	-	24.56	-	-	
Total category 8 - Out-of-work income maintenance and support		26,027.17	26,002.61	24.56	-	-	

B.3.6 LMP expenditure by measure and by type of action: France, 2003

Euro (millions)


 Category, measure number and name			18.1	18.2	18.3	18.4	18.5	Notes
			Total	Transfers to individuals	Transfers to employers	Transfers to service providers	Not specified	
9 - Early retirement								
9.1	34	Phased early retirement	419.49	419.49	-	-	-	
	8	Job-substitution allowance	438.92	438.92	-	-	-	1
9.2	6	FNE special redundancy allowance	558.29	558.29	-	-	-	
	62	Early retirement for special groups of employees (CATS)	96.01	96.01	-	-	-	
Total category 9 - Early retirement			1,512.71	1,512.71	-	-	-	

Notes

- 1 Measure coming to an end.
- 2 Operational budget of ANPE (excluding investment) less costs of services included in category 1 (measures F-53 to F-56), plus UNEDIC's participation.
- 3 Includes ESF contribution.
- 4 Data refer to 2002.
- 5 Expenditure previously included in measure F-49.
- 6 Measure coming to an end (replaced by F-63). Includes training allowances for participants in other training measures (F-9 to F-16)
- 7 Corresponds to training allowances for participants in other training measures (F-9 to F-16) and who are ineligible for training allowances from the unemployment insurance scheme.
- 8 Training allowances paid to participants previously receiving the Back-to-work support allowance (F-1).
- 9 Transfers to individuals (training allowances) are incomplete in respect of individual measures because some allowances are paid through measures F-17/63 or F-18.
- 10 Expenditure covers only amounts paid in respect of apprenticeship contracts for low-qualified youth (79% of all contracts) and excludes reduced social contributions for employers taking on apprentices with secondary level qualifications or above.
- 11 Mobility support for persons taking up a new job. Previously classified in category 1.
- 12 Expenditure underestimated: the amount of revenue foregone through exemptions to social contributions is not known.
- 13 The Special waiting allowance (ASA) for old unemployed is not included here anymore. It is replaced by the Pension equivalent allowance (AER), which is now reported under a separate measure (F-72).


B.3.7 LMP expenditure by measure and by type of action: Ireland, 2003

Euro (millions)

		Category, measure number and name	18.1 Total	18.2 Transfers to individuals	18.3 Transfers to employers	18.4 Transfers to service providers	18.5 Not specified	Notes
1 - Labour market services								
1.1	9	Job facilitation service	:	:	:	:	:	
	15	Job clubs	5.36	-	-	5.36	-	1
	22	Counselling/guidance	35.87	-	-	35.87	-	1
	36	Local employment services	17.94	-	-	17.94	-	1
	55	High Supports Process	0.16	-	-	0.16	-	
Total category 1 - Labour market services			:	:	:	:	:	
2 - Training								
2	45	Local Training Initiative	20.44	18.61	-	1.83	-	1,2
	46	Community Training Programme	3.48	:	:	:	3.48	1,2
2.1	10	Back to education allowance (BTEA)	38.28	38.28	-	-	-	
	35	VTOS (Vocational training opportunities scheme)	51.32	:	:	:	51.32	1
	38	Bridging Foundation	21.10	:	:	:	21.10	1,2
	39	Specific Skills Training	59.79	38.13	-	21.66	-	1,2
	43	Return to Work	6.21	4.43	-	1.78	-	1,2
2.2	42	Linked Work Experience	1.19	1.19	-	0.00	-	1,2
	44	Job Training Scheme	0.98	:	:	:	0.98	1,2
2.3	34	Youthreach	37.23	:	:	:	37.23	
	40	Traineeship	23.48	15.13	-	8.35	-	1,2
	41	Community Training Workshops	35.31	:	:	:	35.31	1,2
Total category 2 - Training			298.81	115.77	-	33.62	149.42	
3 - Job rotation and job sharing								
3								
Total category 3 - Job rotation and job sharing			-	-	-	-	-	
4 - Employment incentives								
4.1	4	Back to work allowance	97.40	97.40	-	-	-	3
	5	PRSI Exemption scheme	n.s.	-	n.s.	-	-	
	7	Part-time job incentive scheme	1.06	1.06	-	-	-	
	37	Job Initiative	43.61	-	42.33	1.28	-	1,2
	47	Social Economy Programme	39.39	-	36.46	2.93	-	1,2
Total category 4 - Employment incentives			181.45	98.45	78.79	4.21	-	
5 - Integration of the disabled								
5.1	52	Supported Employment Scheme	6.12	:	:	:	6.12	
	53	Employment Support Scheme	2.90	:	:	:	2.90	
5.2	54	Pilot Employment Programme	1.95	:	:	:	1.95	
5.3	51	Specialist Training Providers	39.79	:	:	:	39.79	
Total category 5 - Integration of the disabled			50.77	-	-	-	50.77	
6 - Direct job creation								
6.2	23	Community employment scheme	287.08	-	274.98	12.10	-	2
Total category 6 - Direct job creation			287.08	-	274.98	12.10	-	
7 - Start-up incentives								
7	3	Back to work enterprise allowance (BWEA)	-	-	-	-	-	3
Total category 7 - Start-up incentives			-	-	-	-	-	
8 - Out-of-work income maintenance and support								
8.1	1	Unemployment benefit	477.09	477.09	-	-	-	
	2	Unemployment assistance	565.95	565.95	-	-	-	
8.4	49	Redundancy Payments	89.47	16.52	72.95	-	-	
8.5	50	Insolvency Payments	10.05	10.05	-	-	-	
Total category 8 - Out-of-work income maintenance and support			1,142.56	1,069.62	72.95	-	-	

B.3.7 LMP expenditure by measure and by type of action: Ireland, 2003

Euro (millions)


 Category, measure number and name	18.1 Total	18.2 Transfers to individuals	18.3 Transfers to employers	18.4 Transfers to service providers	18.5 Not specified	Notes
9 - Early retirement						
9.2 12 Pre-retirement allowance	89.08	89.08	-	-	-	
Total category 9 - Early retirement	89.08	89.08	-	-	-	

Notes

- 1 Includes ESF contribution.
- 2 Expenditure includes indirect costs (staff costs and overheads).
- 3 Total expenditure on Back to Work Allowances (Employees and Enterprise) is shown under IRL-4.


B.3.8 LMP expenditure by measure and by type of action: Italia, 2003

Euro (millions)

 Category, measure number and name			18.1 Total	18.2 Transfers to individuals	18.3 Transfers to employers	18.4 Transfers to service providers	18.5 Not specified	Notes
1 - Labour market services								
1								
Total category 1 - Labour market services			-	-	-	-	-	
2 - Training								
2	83	Prevention of long-term unemployment (ESF co-financed measures 2000-2006)	346.00	-	-	346.00	-	1
	84	Integration and re-integration of disadvantaged groups into the labour market (ESF co-financed measures 2000-2006)	119.87	-	-	119.87	-	1
	86	Integration of unemployed women into the labour market (ESF co-financed measures 2000-2006)	186.22	-	-	186.22	-	1
2.2	24	Training & work contracts	552.58	-	552.58	-	-	
2.4	25	Apprenticeship	1,969.15	-	1,969.15	-	-	
Total category 2 - Training			3,173.83	-	2,521.73	652.09	-	
3 - Job rotation and job sharing								
3.2	8	[Component] Solidarity contracts - Expansive solidarity contracts	3.42	-	3.42	-	-	2
Total category 3 - Job rotation and job sharing			3.42	-	3.42	-	-	
4 - Employment incentives								
4.1	10	Reintegration contracts	0.27	-	0.27	-	-	
	32	Reintegration of managers in SMEs	1.55	-	1.55	-	-	
	35	Incentives for taking on employees in CIGS	2.28	-	2.28	-	-	
	36	Incentives for taking on long-term unemployed	1,386.69	-	1,386.69	-	-	
	51	Total triennial relief	680.61	-	680.61	-	-	
	52	Total annual relief	0.74	-	0.74	-	-	
	53	Vocational integration schemes	9.08	9.08	-	-	-	
	54	Vocational and guidance traineeships	0.01	0.01	-	-	-	
	55	[Component] Subsidies for the reinsertion of ex-LSU - Labour cost subsidies	89.65*	-	89.65*	-	-	3
	57	Tax relief for job creation	778.85	-	778.85	-	-	
	59	Conversion of temporary apprenticeship contracts into permanent ones	453.38	-	453.38	-	-	
	60	Conversion of temporary training & work contracts into permanent ones	70.78	-	70.78	-	-	
	89	Total triennial relief (L.448/01)	391.96	-	391.96	-	-	
	91	Incentives to provide fixed-term jobs as replacement for workers on compulsory leave	21.93	-	21.93	-	-	
4.2	49	Realignment contracts	0.99	-	0.99	-	-	
Mixed	3	Incentives for hiring those registered in mobility lists	446.38	-	446.38	-	-	
Total category 4 - Employment incentives			4,335.16*	9.09	4,326.07*	-	-	
5 - Integration of the disabled								
5.1	67	Exemption from social contributions for disadvantaged workers in social co-operatives	57.33	-	57.33	-	-	
	90	Incentives for employment of disabled people	30.99	-	30.99	-	-	
Total category 5 - Integration of the disabled			88.32	-	88.32	-	-	
6 - Direct job creation								
6.2	11	Socially useful work (LSU)	365.80	365.80	-	-	-	
Total category 6 - Direct job creation			365.80	365.80	-	-	-	

B.3.8 LMP expenditure by measure and by type of action: Italia, 2003

Euro (millions)


 Category, measure number and name			18.1	18.2	18.3	18.4	18.5	Notes
			Total	Transfers to individuals	Transfers to employers	Transfers to service providers	Not specified	
7 - Start-up incentives								
7	19	Loans for one-person businesses	435.84	435.84	-	-	-	
	55	[Component] Subsidies for the reinsertion of ex-LSU - Self-employed	n.s.	n.s.	-	-	-	3
	65	Relief for workers under 32 starting their own business	148.83	148.83	-	-	-	
	87	Development of entrepreneurship (ESF co-financed measures 2000-2006)	69.14	-	-	69.14	-	1
Total category 7 - Start-up incentives			653.81	584.67	-	69.14	-	
8 - Out-of-work income maintenance and support								
8.1	3a	Mobility allowance	1,511.97	1,511.97	-	-	-	
	71	Ordinary unemployment benefit (outside agriculture)	1,309.86	1,309.86	-	-	-	4,5
	72	Ordinary unemployment benefit with reduced requirements (outside agriculture)	1,313.83	1,313.83	-	-	-	5
	73	Ordinary unemployment benefit in the agricultural sector	328.12	328.12	-	-	-	5
	74	Special unemployment benefit in the agricultural sector (66%)	594.54	594.54	-	-	-	
	75	Special unemployment benefit in the agricultural sector (40%)	361.65	361.65	-	-	-	
	76	Unemployment benefit with reduced requirements in the agricultural sector	18.44	18.44	-	-	-	5
	77	Special unemployment benefit in the construction sector	63.96	63.96	-	-	-	5
	78	Ordinary unemployment benefit in the construction sector	-	-	-	-	-	4
8.2	8	[Component] Solidarity contracts - Defensive solidarity contracts	0.02	-	0.02	-	-	2
	80	Ordinary Wage Compensation Fund	593.17	593.17	-	-	-	5
	81	Extraordinary Wage Compensation Fund	528.27	528.27	-	-	-	5
Total category 8 - Out-of-work income maintenance and support			6,623.83	6,623.81	0.02	-	-	
9 - Early retirement								
9.2	16	Early retirement	1,379.70	1,379.70	-	-	-	
Total category 9 - Early retirement			1,379.70	1,379.70	-	-	-	

Notes

- 1 Includes ESF contribution.
- 2 Periodic cash payments to individuals paid to participants in measure I-8 are counted under measures I-80 and I-81.
- 3 Mixed measure in categories 4 and 7. The breakdown by component is not known so all expenditure and participants have been allocated to category 4, which is assumed to be the most important component.
- 4 Expenditure on ordinary unemployment benefits (IT-71) include those paid to persons working in the construction sector (IT-78).
- 5 Includes social contributions credited on behalf of beneficiaries.

B.3.9 LMP expenditure by measure and by type of action: Luxembourg, 2003


Euro (millions)

 Category, measure number and name		18.1	18.2	18.3	18.4	18.5	Notes
		Total	Transfers to individuals	Transfers to employers	Transfers to service providers	Not specified	
1 - Labour market services							
1							
Total category 1 - Labour market services		-	-	-	-	-	
2 - Training							
2							
26	Training course for vocational reinsertion	1.66	1.66	-	-	-	
2.1	11 Training for entering or re-entering the labour market	:	:	:	:	:	
	12 Vocational retraining (workers)	:	:	:	:	:	
2.2	24 Temporary auxiliary contract	16.50	-	16.50	-	-	
	25 Training course of insertion in enterprise	3.15	3.15	-	-	-	
2.4	29 Apprenticeship for adults	0.89	-	0.89	-	-	
Total category 2 - Training		:	:	:	:	:	
3 - Job rotation and job sharing							
3							
Total category 3 - Job rotation and job sharing		-	-	-	-	-	
4 - Employment incentives							
4							
3	Aid to re-enter the labour market	11.85	11.85	-	-	-	
4.1	6 Aid for employing long-term and older unemployed	1.95	-	1.95	-	-	
	7 Mobility allowance	0.12	0.12	-	-	-	
	9 Income tax reduction for employing unemployed people	0.41*	-	0.41*	-	-	
Total category 4 - Employment incentives		14.33*	11.97	2.36*	-	-	
5 - Integration of the disabled							
5.1							
21	Measures of professional (re)integration of disabled workers	4.73	:	:	:	4.73	
	22 Adaptation of the workplace for disabled workers	0.00	-	0.00	-	-	
	23 Reimbursement of supplementary leave for disabled workers	0.46	-	0.46	-	-	
	27 Creation of positions for the disabled	0.87	0.87	-	-	-	
5.3	20 Vocational training and retraining measures for disabled workers	0.04	-	-	0.04	-	
Total category 5 - Integration of the disabled		6.09	0.87	0.46	0.04	4.73	
6 - Direct job creation							
6.1							
13	Subsidies for the creation of jobs of socio-economic value	-	-	-	-	-	
6.2	2 Extraordinary works of general interest	3.17	-	3.17	-	-	
	10 Socially useful works	0.40	0.40	-	-	-	
	28 Pool of assistants	3.41	3.41	-	-	-	
Total category 6 - Direct job creation		6.98	3.81	3.17	-	-	
7 - Start-up incentives							
7							
14	Subsidies for the creation of businesses by the unemployed	0.24	0.24	-	-	-	
Total category 7 - Start-up incentives		0.24	0.24	-	-	-	
8 - Out-of-work income maintenance and support							
8.1							
5	Unemployment compensation	90.76	90.76	-	-	-	
8.2	1 Partial unemployment benefit	0.32	-	0.32	-	-	
	4 Compensation for unemployment due to technical reasons or bad weather in the building sector	6.23	-	6.23	-	-	
8.5	8 Debt guarantee in case of employer closing down	5.76	5.76	-	-	-	
Total category 8 - Out-of-work income maintenance and support		103.08	96.52	6.56	-	-	
9 - Early retirement							
9.1							
19	Early retirement	50.50	50.50	-	-	-	
Total category 9 - Early retirement		50.50	50.50	-	-	-	

Notes


B.3.10 LMP expenditure by measure and by type of action: Nederland, 2003

Euro (millions)

 Category, measure number and name		18.1 Total	18.2 Transfers to individuals	18.3 Transfers to employers	18.4 Transfers to service providers	18.5 Not specified	Notes
1 - Labour market services							
1.1	39 CWI - Centers for Work and Income	411.29	-	-	411.29	-	
1.2	46 [Component] Benefit administration - WW	642.00	-	-	642.00	-	
	46 [Component] Benefit administration - Abw/loaw/loaz	285.00	-	-	285.00	-	
	46 [Component] Benefit administration - Toeslagenwet	11.00	-	-	11.00	-	
	47 [Component] Other labour market services - Control and sanctioning (Handhaving)	35.00	-	-	35.00	-	
	47 [Component] Other labour market services - Bureau Keteninformatisering Werk en Inkomen - BKWI	18.00	-	-	18.00	-	
Total category 1 - Labour market services		1,402.29	-	-	1,402.29	-	
2 - Training							
2	40 SVWW - Stimulation of fulfilling vacancies by unemployed and employed at risk	21.98	-	-	21.98	-	
	41 Comprehensive reintegration	670.32	-	-	670.32	-	
2.4	1 [Component] WVA - Act on reduction of employers tax and social security contributions - VO	210.00	-	210.00	-	-	
Total category 2 - Training		902.30	-	210.00	692.30	-	
3 - Job rotation and job sharing							
3.1	37 Career break	0.25	0.25	-	-	-	
Total category 3 - Job rotation and job sharing		0.25	0.25	-	-	-	
4 - Employment incentives							
4.1	1 [Component] WVA - Act on reduction of employers tax and social security contributions - VLW	130.00	-	130.00	-	-	
	14 RSP - Regulation on employment in domestic services	5.88	-	5.88	-	-	
Total category 4 - Employment incentives		135.88	-	135.88	-	-	
5 - Integration of the disabled							
5.2	6 WSW - Sheltered employment act	2,150.77	-	2,150.77	-	-	
Total category 5 - Integration of the disabled		2,150.77	-	2,150.77	-	-	
6 - Direct job creation							
6	3 Regulation on I/D-jobs for long-term unemployed (former WI1/EWLW)	980.59	-	980.59	-	-	
6.2	42 WIW-jobs (basic subsidy) + WIW-work-experience positions	132.04	132.04	-	-	-	
Total category 6 - Direct job creation		1,112.63	132.04	980.59	-	-	
7 - Start-up incentives							
7		-	-	-	-	-	
Total category 7 - Start-up incentives		-	-	-	-	-	
8 - Out-of-work income maintenance and support							
8.1	31 WW - Unemployment insurance	3,328.50	3,328.50	-	-	-	
	32 TW - Supplementary benefits	304.54	304.54	-	-	-	
	33 Abw - National assistance benefit (IOAW and IOAZ included)	4,523.15	4,523.15	-	-	-	1
	34 IOAW - Income provisions for older or partially disabled, formerly unemployed persons	-	-	-	-	-	1
	35 IOAZ - Income provisions for older or partially disabled, formerly self-employed persons	-	-	-	-	-	1
Total category 8 - Out-of-work income maintenance and support		8,156.19	8,156.19	-	-	-	

B.3.10 LMP expenditure by measure and by type of action: Nederland, 2003

Euro (millions)


 Category, measure number and name	18.1 Total	18.2 Transfers to individuals	18.3 Transfers to employers	18.4 Transfers to service providers	18.5 Not specified	Notes
9 - Early retirement 9						
Total category 9 - Early retirement	-	-	-	-	-	-

Notes

1 Expenditure of measures NL-34 IOAW and NL-35 IOAZ are included under NL-33 ABW.


B.3.11 LMP expenditure by measure and by type of action: Österreich, 2003

Euro (millions)

 Category, measure number and name		18.1	18.2	18.3	18.4	18.5	Notes
		Total	Transfers to individuals	Transfers to employers	Transfers to service providers	Not specified	
1 - Labour market services							
1.1	16	39.56	-	-	39.56	-	1
	28	0.48	0.48	-	-	-	
	54	n.s.	-	-	n.s.	-	
	54	103.32	-	-	103.32	-	
1.2	55	48.43	-	-	48.43	-	
	56	9.69	-	-	9.69	-	
	57	19.19	-	-	19.19	-	
	58	29.96	-	n.s.	29.96	-	1
	59	2.10	-	-	2.10	-	1
Total category 1 - Labour market services		252.71	0.48	-	252.24	-	
2 - Training							
2	18	58.64	54.35	-	4.28	-	2,3
	46	0.13	-	n.s.	0.13	-	
2.1	7	51.30	51.30	-	-	-	
	8	285.41	285.41	-	-	-	3
	9	0.14	0.14	-	-	-	3
	12	200.56	-	-	200.56	-	1
	25	6.91	6.91	-	-	-	3,4
2.2	13	33.76	-	33.76	-	-	1
2.4	11	12.19	-	12.19	-	-	1
	32	24.15	n.s.	-	24.15	-	
Total category 2 - Training		673.18	398.12	45.94	229.12	-	
3 - Job rotation and job sharing							
3.1	25	n.s.	n.s.	-	-	-	3,4
	26	0.34	-	0.34	-	-	
Total category 3 - Job rotation and job sharing		0.34	-	0.34	-	-	
4 - Employment incentives							
4.1	5	1.62	1.62	-	-	-	
	6	6.45	6.45	-	-	-	
	15	81.32	-	81.32	-	-	1
4.2	19	26.26	-	25.93	0.34	-	
	30	21.09	-	21.09	-	-	
Total category 4 - Employment incentives		136.74	8.07	128.34	0.34	-	
5 - Integration of the disabled							
5.1	34	22.56	-	-	22.56	-	1
	37	50.05	:	:	:	50.05	1
5.2	43	10.09	-	10.09	-	-	
	44	13.39	-	13.39	-	-	
5.3	35	30.01	:	:	:	30.01	1
Total category 5 - Integration of the disabled		126.10	-	23.48	22.56	80.06	

B.3.11 LMP expenditure by measure and by type of action: Österreich, 2003

Euro (millions)


 Category, measure number and name		18.1 Total	18.2 Transfers to individuals	18.3 Transfers to employers	18.4 Transfers to service providers	18.5 Not specified	Notes
6 - Direct job creation							
6.1	27 Childcare institutions	3.52	-	3.52	-	-	
6.2	14 Socio-economic enterprises (SÖB) and non-profit employment projects (GBP)	91.99	-	91.99	-	-	1
	29 Support for integration in the non-profit sector (GEB)	0.10	-	0.10	-	-	
Total category 6 - Direct job creation		95.61	-	95.61	-	-	
7 - Start-up incentives							
7	17 Business start-up programme (GB)	10.32	10.32	-	-	-	
	18 [Component] Employment foundations - Support for business start-ups	n.s.	n.s.	-	n.s.	-	2,3
Total category 7 - Start-up incentives		10.32	10.32	-	-	-	
8 - Out-of-work income maintenance and support							
8.1	1 Unemployment benefit	1,355.47	1,355.47	-	-	-	3
	2 Unemployment assistance	775.38	775.38	-	-	-	3
	36 Special unemployment assistance	0.46	0.46	-	-	-	3
8.2	20 Short-time working allowance	3.25	-	3.25	-	-	
	21 Bad weather compensation (Builders' Holiday and Severance Payments Fund)	25.27	-	25.27	-	-	
8.5	33 Insolvency-bankruptcy compensation	365.92	365.92	-	-	-	
Total category 8 - Out-of-work income maintenance and support		2,525.74	2,497.22	28.52	-	-	
9 - Early retirement							
9.2	3 Transfer benefits to facilitate transition into retirement - Special support (SUG)	50.12	50.06	-	0.05	-	3
	4 Pension advances	105.16	105.16	-	-	-	3
	49 Part-time pay/support for older workers	417.31	-	417.31	-	-	
Total category 9 - Early retirement		572.59	155.23	417.31	0.05	-	

Notes

- 1 Includes ESF contribution.
- 2 Mixed measure (categories 2 and 7) - all expenditure is allocated to training, which is the most important component.
- 3 Includes social contributions credited on behalf of beneficiaries.
- 4 Mixed measure (categories 2 and 3) - all expenditure is allocated to training, which is the most important component.


B.3.12 LMP expenditure by measure and by type of action: Portugal, 2003

Euro (millions)

		Category, measure number and name	18.1 Total	18.2 Transfers to individuals	18.3 Transfers to employers	18.4 Transfers to service providers	18.5 Not specified	Notes
1 - Labour market services								
1.1	95	[Component] Public employment services - Information services	18.67	:	:	18.32	0.36	
	95	[Component] Public employment services - Individual case-management	31.74	:	:	30.95	0.79	
1.2	95	[Component] Public employment services - Administration of active measures	117.59	:	:	116.23	1.37	
	95	[Component] Public employment services - Administration of passive measures	0.07	:	:	:	0.07	
	95	[Component] Public employment services - Other services/activities	0.77	:	:	:	0.77	
Total category 1 - Labour market services			168.84	-	-	165.49	3.35	
2 - Training								
2	96	[Component] Integration enterprises - Training	7.31*	-	7.31*	-	-	1,2
	99	PROFIJ - Training programme for the integration of youngsters (Azores)	1.42	-	-	1.42	-	2
2.1	14	Training grants for workers	0.27	0.27	-	-	-	2
	63	Initial training (excluding apprenticeship)	35.81	4.14	:	12.54	19.12	2
	64	Training for unemployed	110.69	22.21	:	38.80	49.68	2
	67	Special training for disadvantaged groups	40.00	13.57	2.31	24.12	-	2
	103	Intervention for vocational training and employment	0.81	:	0.81	:	0.00	2
	115	Vocational training for young and adults	16.16	16.16	-	-	-	2
2.2	21	[Component] Promotion of vocational training and employment to conserve the cultural heritage - Training	0.08	0.08	-	-	-	2,3
	22	Practical vocational training	37.76	1.16	36.59	0.01	-	2
	98	Placement programme (Azores)	0.95	0.95	-	-	-	2
	127	[Component] Life and Work Programme (Madeira) - Socio-professional integration training period	-	-	-	-	-	2,4
	105	Practical vocational training aiming at socio-professional integration	1.33	-	1.33	-	-	2
2.3	9	Training/employment schemes for young people, specialists, managers and adults	0.15	0.15	-	-	-	2
	20	Vocational training workshops programme	10.97	-	10.97	-	-	2
	112	Youth training and employment (Madeira)	0.29	0.20	0.09	0.00	-	2
	113	Adult training and employment (Madeira)	0.25	0.18	0.07	0.00	-	2
	127	[Component] Life and Work Programme (Madeira) - Theoretical-practical training	0.00	0.00	-	-	-	2,4
	123	[Component] PRETMAD - Regional Employment Plan for Trás-os-Montes and Alto Douro - PFITMAD	0.60	-	0.60	-	-	
2.4	7	Apprenticeship training for young people	110.07	105.88	0.13	4.05	-	2
Total category 2 - Training			374.90*	164.94	60.22*	80.94	68.80	
3 - Job rotation and job sharing								
3.1	116	Employment-training rotation program	0.06	-	0.06	-	-	
Total category 3 - Job rotation and job sharing			0.06	-	0.06	-	-	


B.3.12 LMP expenditure by measure and by type of action: Portugal, 2003

Euro (millions)

 Category, measure number and name		18.1 Total	18.2 Transfers to individuals	18.3 Transfers to employers	18.4 Transfers to service providers	18.5 Not specified	Notes
4 - Employment incentives							
4	96	7.31*	-	7.31*	-	-	1,2
	117	0.64	0.07	0.56	-	-	
	122	0.01	-	0.01	-	-	2
4.1	23	4.46	-	4.46	-	-	2
	24	19.46	19.46	-	-	-	2
	29	148.62	-	148.62	-	-	5
	37	2.65	-	2.65	-	-	5
	62	16.49	16.49	-	-	-	
	127	-	-	-	-	-	2,4
	127	-	-	-	-	-	2,4
	106	0.28	-	0.28	-	-	2
	107	1.89	-	1.89	-	-	2
	118	0.09	-	0.09	-	-	6
	123	0.36	0.36	-	-	-	
	125	2.05	-	2.05	-	-	2
Total category 4 - Employment incentives		204.30*	36.38	167.92*	-	-	
5 - Integration of the disabled							
5.1	31	9.61	-	9.61	-	-	5
	68	2.70	-	2.70	-	-	2
	69	0.36	0.36	-	-	-	2
5.2	33	1.75	-	1.75	-	-	2
5.3	34	57.07	-	-	57.07	-	2
	84	0.31	0.17	-	0.14	-	2
Total category 5 - Integration of the disabled		71.80	0.52	14.06	57.22	-	
6 - Direct job creation							
6.1	97	0.07	-	0.07	-	-	2
6.2	3	18.78	18.78	-	-	-	2
	4	17.23	17.23	-	-	-	2
	86	0.06	-	0.06	-	-	2
	110	0.26	0.22	0.04	0.00	-	2
	111	0.49	0.41	0.08	0.01	0.00	2
	114	1.00	1.00	-	-	-	
	119	13.32	-	13.32	-	-	2
	124	0.01	-	0.01	-	-	
	128	0.22	0.19	0.03	0.00	-	2
Total category 6 - Direct job creation		51.44	37.82	13.61	0.01	0.00	
7 - Start-up incentives							
7	21	-	-	-	-	-	2,3
	25	4.50	4.50	-	-	-	2
	26	0.03	0.03	-	-	-	2,7
	108	0.02	0.02	-	-	-	2
Total category 7 - Start-up incentives		4.55	4.55	-	-	-	

B.3.12 LMP expenditure by measure and by type of action: Portugal, 2003

Euro (millions)


 Category, measure number and name			18.1 Total	18.2 Transfers to individuals	18.3 Transfers to employers	18.4 Transfers to service providers	18.5 Not specified	Notes
8 - Out-of-work income maintenance and support								
8.1	75	Unemployment subsidy	1,094.88	1,094.88	-	-	-	
	76	Unemployment assistance	329.69	329.69	-	-	-	
8.2	1	Short-time working or temporary suspension of employment	1.92	1.92	-	-	-	
	126	Wage compensation in case of emergency	0.14	0.14	-	-	-	
8.3	104	Partial unemployment benefit	0.44	0.44	-	-	-	
8.5	61	Payment of backdated earnings from bankrupt or insolvent firms	17.98	17.98	-	-	-	
Total category 8 - Out-of-work income maintenance and support			1,445.06	1,445.06	-	-	-	
9 - Early retirement								
9.2	41	Early retirement for the elderly unemployed	201.78	201.78	-	-	-	
	44	Early retirement agreements between workers and employers	22.96	22.96	-	-	-	
Total category 9 - Early retirement			224.74	224.74	-	-	-	

Notes

- 1 Mixed measure (categories 2 and 4) where the breakdown of expenditure between components is not known. The total expenditure is shown here split equal
- 2 Includes ESF contribution.
- 3 Measure coming to an end.
- 4 First year of implementation limited to the training component.
- 5 A small amount of revenue foregone through social security exemptions cannot be accurately allocated between measures P-29, P-31 and P-37. Expenditure by measure may therefore be slightly under or over-stated but the total for the three is correct.
- 6 Measure not applied in 2003. The reported expenditure refers to costs deferred from previous years.
- 7 Measure limited to Madeira since 2003.


B.3.13 LMP expenditure by measure and by type of action: Suomi/Finland, 2003

Euro (millions)

 Category, measure number and name		18.1 Total	18.2 Transfers to individuals	18.3 Transfers to employers	18.4 Transfers to service providers	18.5 Not specified	Notes
1 - Labour market services							
1.1	18 Labour exchange	35.78	-	-	35.78	-	1
	20 Vocational guidance	11.28	-	-	11.28	-	1
	21 Training and vocational information services	8.99	-	-	8.99	-	1
	22 Vocational rehabilitation	6.68	-	-	6.68	-	2
	46 Registration of jobseekers	16.66	-	-	16.66	-	1
	47 Interviews and individual action plans	21.76	-	-	21.76	-	1
	48 Integration	4.21	-	-	4.21	-	1
	49 Job-clubs	9.70	1.17	-	8.53	-	3
	5 Mobility allowance	1.81	1.81	-	-	-	-
1.2	50 Administration of active measures (PES)	44.75	-	-	44.75	-	1
	51 Administration of passive measures (PES)	15.88	-	-	15.88	-	1
Total category 1 - Labour market services		177.50	2.99	-	174.51	-	
2 - Training							
2.1	17 Training allowance	15.60	15.60	-	-	-	-
	24 The adult training supplement of the training and redundancy fund	1.69	1.69	-	-	-	-
	6 Labour market training	392.72	257.45	-	135.27	-	4
2.2	12 Employment subsidy for coaching for working life	10.62	10.62	-	-	-	4
	15 Trainee work/coaching for working life with labour market support	68.47	68.47	-	-	-	4
2.4	7 Apprenticeship for the unemployed	19.92	-	19.92	-	-	4,5
Total category 2 - Training		509.02	353.83	19.92	135.27	-	
3 - Job rotation and job sharing							
3.1	16 Job rotation	74.30	74.30	-	-	-	6
3.2	13 Part-time pay supplement	14.21	14.21	-	-	-	4
Total category 3 - Job rotation and job sharing		88.50	88.50	-	-	-	
4 - Employment incentives							
4.1	10 Employment subsidy, private companies	19.57	-	19.57	-	-	4
	35 Combined subsidy	166.42	-	166.42	-	-	4
Total category 4 - Employment incentives		186.00	-	186.00	-	-	
5 - Integration of the disabled							
5.2	34 Employment supporting activity of the municipalities	29.00*	-	29.00*	-	-	4,7
5.3	25 Rehabilitation activities of the social insurance institution	53.56	21.07	-	32.49	-	8
	26 Rehabilitation activities of the employment pension scheme	31.26	26.20	-	5.06	-	8
	27 Rehabilitation activities of the accident and traffic insurance	30.20*	25.31*	-	4.89*	-	8
Total category 5 - Integration of the disabled		144.02*	72.58*	29.00*	42.43*	-	
6 - Direct job creation							
6.2	36 Rehabilitative work experience	12.00	9.29	-	2.71	-	-
	8 Temporary government employment	57.14	-	57.14	-	-	4
	9 Employment subsidy, municipalities	59.99	-	59.99	-	-	4
Total category 6 - Direct job creation		129.14	9.29	117.13	2.71	-	
7 - Start-up incentives							
7	11 Start-up grant	16.09	16.09	-	-	-	4
Total category 7 - Start-up incentives		16.09	16.09	-	-	-	

B.3.13 LMP expenditure by measure and by type of action: Suomi/Finland, 2003

Euro (millions)


 Category, measure number and name		18.1 Total	18.2 Transfers to individuals	18.3 Transfers to employers	18.4 Transfers to service providers	18.5 Not specified	Notes
8 - Out-of-work income maintenance and support							
8.1	1	Earnings-related unemployment allowance	1,245.93	1,245.93	-	-	-
	2	Basic unemployment allowance	99.68	99.68	-	-	-
	4	Labour market support (passive component)	730.13	730.13	-	-	9
8.2	30	Earnings related adjusted unemployment allowance as partial unemployment benefit	4.05	4.05	-	-	-
	32	Adjusted basic unemployment allowance or labour market support as partial unemployment benefit	0.02	0.02	-	-	-
8.3	31	Earnings related adjusted unemployment allowance as part-time unemployment benefit	110.59	110.59	-	-	-
	33	Adjusted basic unemployment allowance or labour market support as part-time unemployment benefit	49.11	49.11	-	-	-
8.4	23	Redundancy payment	6.92	6.92	-	-	-
8.5	28	Pay security	19.39	19.39	-	-	10
Total category 8 - Out-of-work income maintenance and support			2,265.81	2,265.81	-	-	-
9 - Early retirement							
9.2	3	Unemployment pension	736.92	736.92	-	-	-
Total category 9 - Early retirement			736.92	736.92	-	-	-

Notes

- 1 Share of operational costs of the PES based on monitoring of staff time-use.
- 2 Expenditure includes the costs paid to service providers for different rehabilitation activities.
- 3 Expenditure include reimbursements and the share of the operational costs of the PES based on monitoring of staff time-use and transfers to service providers.
- 4 Includes ESF contribution.
- 5 Expenditure includes only subsidies paid by the Ministry of Labour to facilitate the recruitment of unemployed persons as apprentices.
- 6 Expenditure refers to persons on leave and includes both income support (80/70% of unemployment benefit entitlement) and training supplements where appropriate.
- 7 Data represent an estimate of public funding for sheltered workshops. Income from business activity, which accounts for more than half of revenue, is excluded.
- 8 Expenditure includes rehabilitation allowances and the costs of different rehabilitation activities.
- 9 Passive (income support) payments only. Labour market support payments made to persons in active measures are shown under the appropriate measure. But LMS paid to disabled persons participating to FI-22 are included here and not in category 1.
- 10 Net public expenditure (disbursements minus repayments to the state).


B.3.14 LMP expenditure by measure and by type of action: Sverige, 2003

Euro (millions)

 Category, measure number and name		18.1 Total	18.2 Transfers to individuals	18.3 Transfers to employers	18.4 Transfers to service providers	18.5 Not specified	Notes
1 - Labour market services							
1.1	19	77.55	-	-	77.55	-	
	20	135.71	-	-	135.71	-	
	42	29.15	-	-	29.15	-	
1.2	56	287.74	-	-	287.74	-	
	58	121.52	-	-	121.52	-	
Total category 1 - Labour market services		651.67	-	-	651.67	-	
2 - Training							
2	14	53.48	52.61	-	0.88	-	1
	43	318.93	318.93	-	-	-	2
	47	25.65	10.41	15.23	-	-	
2.1	6	67.51	42.09	-	25.43	-	
	11	3.51	-	3.51	-	-	3
	22	4.71	4.71	-	-	-	
	41	8.00	8.00	-	-	-	4
	49	232.68	156.40	-	76.28	-	
	50	327.92	161.00	-	166.92	-	
2.2	3	2.74	2.41	-	0.33	-	
Total category 2 - Training		1,045.13	756.56	18.74	269.83	-	
3 - Job rotation and job sharing							
3.1	41	n.s.	n.s.	-	-	-	4
	53	19.51	19.51	-	-	-	5
Total category 3 - Job rotation and job sharing		19.51	19.51	-	-	-	
4 - Employment incentives							
4.1	7	11.29	-	-	11.29	-	
	15	13.81	13.81	-	-	-	6
	31	40.44	21.59	-	18.85	-	
	35	176.02	166.81	-	9.21	-	
	36	28.61	-	28.61	-	-	
	37	55.68	-	55.68	-	-	
	44	20.39	-	20.39	-	-	
	45	48.33	-	48.33	-	-	
Total category 4 - Employment incentives		394.56	202.21	153.00	39.35	-	
5 - Integration of the disabled							
5.1	12	674.91	-	674.91	-	-	
	40	17.10	2.08	15.02	-	-	
5.2	13	81.10	-	81.10	-	-	
	21	453.41	-	453.41	-	-	
Total category 5 - Integration of the disabled		1,226.52	2.08	1,224.44	-	-	
6 - Direct job creation							
Total category 6 - Direct job creation		-	-	-	-	-	
7 - Start-up incentives							
7	9	98.53	96.01	-	2.52	-	
Total category 7 - Start-up incentives		98.53	96.01	-	2.52	-	

B.3.14 LMP expenditure by measure and by type of action: Sverige, 2003

Euro (millions)


 Category, measure number and name		18.1 Total	18.2 Transfers to individuals	18.3 Transfers to employers	18.4 Transfers to service providers	18.5 Not specified	Notes
8 - Out-of-work income maintenance and support							
8.1	16 [Component] Unemployment insurance and Basic insurance Full-time unemployed	2,161.29	2,161.29	-	-	-	
8.3	16 [Component] Unemployment insurance and Basic insurance Part-time unemployed	926.22	926.22	-	-	-	
8.5	30 Wage guarantee	171.63	171.63	-	-	-	
Total category 8 - Out-of-work income maintenance and support		3,259.14	3,259.14	-	-	-	
9 - Early retirement							
9							
Total category 9 - Early retirement		-	-	-	-	-	

Notes

- 1 From 2002 this measure includes the Supported employment programme (SIUS), which was previously reported separately as measure S-38.
- 2 Expenditure refers only to the activity support paid to participants plus a small amount of travel expenses
- 3 Expenditure concerns only training for employed persons at risk of losing their job.
- 4 Measure is being phased out.
- 5 Expenditure refers to activity support paid to persons taking a career break (who are replaced by an unemployed person).
- 6 Expenditure includes some payments for travelling to interview, which are normally considered under category 1.


B.3.15 LMP expenditure by measure and by type of action: United Kingdom, 2003

Euro (millions)

 Category, measure number and name		18.1 Total	18.2 Transfers to individuals	18.3 Transfers to employers	18.4 Transfers to service providers	18.5 Not specified	Notes
1 - Labour market services							
1.1	1	[Component] New Deal for 18-24 - Gateway	309.25	-	-	309.25	- 1
	1	[Component] New Deal for 18-24 - Follow-through	2.89	-	-	2.89	- 1
	2	[Component] New Deal 25+ - Gateway	89.60	-	-	89.60	- 1
	2	[Component] New Deal 25+ - Follow-through	1.45	-	-	1.45	- 1
	9	JobCentre Plus - placement and advisory functions	2,140.20	-	-	2,140.20	-
	10	New Deal for Partners of Unemployed People (NDPU)	5.78	-	-	5.78	-
	11	New Deal for Lone Parents (NDLP)	95.38	:	:	:	95.38 1
	14	Travel to interview scheme	3.69	3.69	-	-	-
	16	Work trials	0.14	-	0.14	-	-
	22	Programme centres (plus other jobsearch provision: Jobclub, Jobplan)	25.69	-	-	25.69	-
	35	Employment zones	119.22	-	-	119.22	-
	37	New Deal 50+	13.01	-	-	13.01	- 1
	38	Action Teams for Jobs	67.92	-	-	67.92	- 1
	40	Connexions Service	729.78	-	-	729.78	-
1.2	41	JobCentre Plus - benefit administration	2,345.41	-	-	2,345.41	-
Total category 1 - Labour market services			5,949.40	3.69	0.14	5,850.19	95.38
2 - Training							
2.1	1	[Component] New Deal for 18-24 - Education and training option	63.58	:	:	:	63.58 1
	2	[Component] New Deal 25+ - Full-time education/training option	121.39*	:	:	:	121.39* 1
2.2	2	[Component] New Deal 25+ - Work-based learning for adults	121.39*	:	:	:	121.39* 1
2.3	4	Work-based learning for adults (WBLA)	202.25	:	:	:	202.25 2
2.4	5	Work-based training for young people (WBTP)	1,569.39	-	-	1,569.39	-
Total category 2 - Training			2,078.00*	-	-	1,569.39	508.61*
3 - Job rotation and job sharing							
Total category 3 - Job rotation and job sharing			-	-	-	-	-
4 - Employment incentives							
4.1	1	[Component] New Deal for 18-24 - Employment option	28.90	-	28.90	-	- 1
	2	[Component] New Deal 25+ - Employment option	20.23	-	20.23	-	- 1
	42	Job Grant	n.s.	n.s.	-	-	-
Total category 4 - Employment incentives			49.13	-	49.13	-	-
5 - Integration of the disabled							
5	24	Employment rehabilitation (Work preparation)	14.52	-	-	14.52	-
5.1	31	Access to work	80.93	:	:	:	80.93
	32	Job introduction scheme (JIS)	1.29	-	1.29	-	-
5.3	12	New Deal for Disabled People (NDDP)	60.69	-	-	60.69	- 1
Mixed	33	Supported employment (including Remploy)	166.19	-	166.19	-	-
Total category 5 - Integration of the disabled			323.62	-	167.48	75.22	80.93
6 - Direct job creation							
6.2	1	[Component] New Deal for 18-24 - Voluntary sector & Environment Task Force options	101.16	:	:	:	101.16 1
Total category 6 - Direct job creation			101.16	-	-	-	101.16
7 - Start-up incentives							
7	36	Youth enterprise initiative (YEI)	7.68	7.68	-	-	-
Total category 7 - Start-up incentives			7.68	7.68	-	-	-
8 - Out-of-work income maintenance and support							
8.1	3	Jobseeker's allowance (JSA): payments	5,475.51	5,475.51	-	-	-
Total category 8 - Out-of-work income maintenance and support			5,475.51	5,475.51	-	-	-

B.3.15 LMP expenditure by measure and by type of action: United Kingdom, 2003

Euro (millions)


 Category, measure number and name	18.1 Total	18.2 Transfers to individuals	18.3 Transfers to employers	18.4 Transfers to service providers	18.5 Not specified	Notes
9 - Early retirement 9						
Total category 9 - Early retirement	-	-	-	-	-	-

Notes

- 1 Includes programme expenditure and administrative expenditure.
- 2 Includes ESF contribution.


B.3.16 LMP expenditure by measure and by type of action: Norway, 2003

Euro (millions)

 Category, measure number and name		18.1	18.2	18.3	18.4	18.5	Notes
		Total	Transfers to individuals	Transfers to employers	Transfers to service providers	Not specified	
1 - Labour market services							
1	26	[Component] Services of the Public Employment Service (Aetat) - Public Employment Services	46.11	-	-	46.11	-
1.1	4	Job clubs	0.86	-	-	0.86	-
	26	[Component] Services of the Public Employment Service (Aetat) - Guidance/service for occupationally disabled persons	50.98	-	-	50.98	-
	26	[Component] Services of the Public Employment Service (Aetat) - Guidance/service for unemployed, partially unemployed and regular labour market measures	43.73	-	-	43.73	-
	33	Job placement through service providers (KAT)	2.34	0.52	-	1.82	-
	34	Job placement for unemployed from the government (VALS)	0.11	-	-	0.11	-
1.2	26	[Component] Services of the Public Employment Service (Aetat) - Administration of rehabilitation benefits	19.37	-	-	19.37	-
	26	[Component] Services of the Public Employment Service (Aetat) - Administration of unemployment benefits	29.11	-	-	29.11	-
	26	[Component] Services of the Public Employment Service (Aetat) - Recruitment	16.99	-	-	16.99	-
	26	[Component] Services of the Public Employment Service (Aetat) - Information and registration	36.36	-	-	36.36	-
Total category 1 - Labour market services			245.96	0.52	-	245.43	-
2 - Training							
2.1	35	Labour Market Training for occupationally disabled (AMO)	18.71	15.51	-	3.19	-
	7	[Component] Labour Market Training (AMO) - Labour Market Training (AMO)	117.38	34.68	-	82.69	1
2.2	8	[Component] Work experience in ordinary enterprises - Work experience in ordinary enterprises	29.98	27.03	2.94	-	-
	9	In-house training (BIO)	3.22	-	3.22	-	-
Total category 2 - Training			169.28	77.23	6.16	85.89	-
3 - Job rotation and job sharing							
3.1	12	Temporary substitute places	0.19	-	0.19	-	-
Total category 3 - Job rotation and job sharing			0.19	-	0.19	-	-
4 - Employment incentives							
4.1	5	Mobility promoting grants	1.44	1.44	-	-	-
	6	[Component] Wage subsidies to employers - Wage subsidies to employers	51.28	0.00	51.28	-	-
	28	Wage subsidies for the occupationally disabled	30.85	8.15	22.70	-	-
Total category 4 - Employment incentives			83.57	9.59	73.98	-	-
5 - Integration of the disabled							
5.1	13	In-house rehabilitation (BIA)	3.81	-	3.81	-	-
	14	Temporary employment measures for the occupationally disabled	11.56	-	11.56	-	-
	18	Integration subsidies	n.s.	-	n.s.	-	-
	19	Supported employment (AB)	55.44	31.34	-	24.10	-
	21	Work experience - Practice in regular places of work for the occupationally disabled	114.84	112.52	2.32	-	-
	23	Sheltered workshops (AMB phase 1)	35.93	17.75	18.19	-	-
	30	Work experience in ordinary enterprises for the occupationally disabled	5.36	3.63	1.74	-	-
	31	Flexijob	3.76	-	3.76	-	-
5.2	15	Work experience in sheltered enterprises	82.56	35.02	47.53	-	-
	24	Sheltered workshops (AMB phase 2)	76.30	6.31	69.98	-	-
5.3	22	Education in regular schools	654.06	548.52	3.43	102.11	-
Total category 5 - Integration of the disabled			1,043.63	755.10	162.32	126.21	-

B.3.16 LMP expenditure by measure and by type of action: Norway, 2003

Euro (millions)

 Category, measure number and name		18.1 Total	18.2 Transfers to individuals	18.3 Transfers to employers	18.4 Transfers to service providers	18.5 Not specified	Notes
6 - Direct job creation							
6.2	11 Temporary public employment (KAJA)	1.16	-	1.16	-	-	
Total category 6 - Direct job creation		1.16	-	1.16	-	-	
7 - Start-up incentives							
7	25 [Component] Start your own business - Start your own business	1.47	1.47	-	-	-	
Total category 7 - Start-up incentives		1.47	1.47	-	-	-	
8 - Out-of-work income maintenance and support							
8.1	1 [Component] Unemployment benefits - Full Unemployment benefits	927.48	927.48	-	-	-	
	6 [Component] Wage subsidies to employers - Unemployment benefits	2.43	2.43	-	-	-	
	7 [Component] Labour Market Training (AMO) - Unemployment benefits	21.88	21.88	-	-	-	1
	8 [Component] Work experience in ordinary enterprises - Unemployment benefits	2.43	2.43	-	-	-	
	25 [Component] Start your own business - Unemployment benefits	1.22	1.22	-	-	-	
	27 Payments for occupational rehabilitation between measures	275.78	275.78	-	-	-	
	29 Waiting benefit	11.36	11.36	-	-	-	
8.3	1 [Component] Unemployment benefits - Part-time unemployment benefits	232.17	232.17	-	-	-	
8.4	1 [Component] Unemployment benefits - Redundancy compensation	172.07	172.07	-	-	-	
8.5	1 [Component] Unemployment benefits - Bankruptcy compensation	73.72	73.72	-	-	-	
Total category 8 - Out-of-work income maintenance and support		1,720.54	1,720.54	-	-	-	
9 - Early retirement							
9		-	-	-	-	-	
Total category 9 - Early retirement		-	-	-	-	-	

Notes


1 Prior to 2003 this measure included Labour Market Training (AMO) for occupationally disabled jobseekers, which are now reported separately in measure NO-35.

C PARTICIPANTS

C.1 LMP stocks by type of action

C.1.1 LMP stocks by category, 2003


i. Categories 2-7^{1,2}

		<i>Number of participants</i>																
		EU-15	BE	DK	DE	EL	ES	FR	IE	IT	LU	NL	AT	PT	FI	SE	UK	NO
2	Training	:	108,495	39,280	1,149,647	:	176,231	522,288	22,829	:	:	228,800	68,426	43,355	47,417	53,424	:	12,312
3	Job rotation and job sharing	49,365	-	-	2,824	-	36,611	-	-	584	-	248	27	n.s.	8,848	223	-	11
4	Employment incentives	:	138,586	34,638	259,204	:	1,627,326	:	13,768	942,705	:	54,600	48,206	:	20,115	33,252	:	4,353
5	Integration of the disabled	:	32,174	61,841	180,096	:	:	:	3,234	16,195	:	96,430	:	:	9,244	85,146	:	46,302
6	Direct job creation	:	112,521	127	255,327	-	:	427,194	19,856	58,467	402	71,536	4,975	22,451	11,523	-	4,030	57
7	Start-up incentives	:	1,262	-	132,356	:	:	45,648	9,872	12,753	:	-	853	-	1,954	5,527	:	144
Total categories 2-7		:	393,038	135,886	1,979,454	:	:	:	69,559	:	:	451,614	:	:	99,101	177,572	:	63,179

¹ Some of these values may be estimated (or include estimated values) or be subject to relevant comments. Refer to the detailed country tables in section C.3.

² Data for the category of training include targeted support for apprenticeship (sub-category 2.4) and are therefore not directly comparable with data published for 2001 or before.


ii. Categories 8-9¹

		<i>Number of participants</i>																
		EU-15	BE	DK	DE	EL	ES	FR	IE	IT	LU	NL	AT	PT	FI	SE	UK	NO
8	Out-of-work income maintenance and support	:	598,703	195,860	4,348,496	:	1,206,373	2,602,161	160,570	595,469	:	728,306	219,939	:	292,448	332,734	919,975	104,644
9	Early retirement	:	108,988	82,442	69,673	-	:	127,610	10,957	111,977	1,251	-	56,688	35,133	52,992	-	-	-
Total categories 8-9		:	707,691	278,302	4,418,169	:	:	2,729,771	171,527	707,446	:	728,306	276,627	:	345,440	332,734	919,975	104,644

¹ Some of these values may be estimated (or include estimated values) or be subject to relevant comments. Refer to the detailed country tables in section C.3.

C.1.2 Share of LMP stocks by category, 2003


i. Categories 2-7¹

		<i>% total stock in categories 2-7</i>																
		EU-15	BE	DK	DE	EL	ES	FR	IE	IT	LU	NL	AT	PT	FI	SE	UK	NO
2	Training	:	27.6	28.9	58.1	:	:	:	32.8	:	:	50.7	:	:	47.8	30.1	:	19.5
3	Job rotation and job sharing	:	-	-	0.1	:	:	:	-	:	:	0.1	:	:	8.9	0.1	:	0.0
4	Employment incentives	:	35.3	25.5	13.1	:	:	:	19.8	:	:	12.1	:	:	20.3	18.7	:	6.9
5	Integration of the disabled	:	8.2	45.5	9.1	:	:	:	4.6	:	:	21.4	:	:	9.3	48.0	:	73.3
6	Direct job creation	:	28.6	0.1	12.9	:	:	:	28.5	:	:	15.8	:	:	11.6	-	:	0.1
7	Start-up incentives	:	0.3	-	6.7	:	:	:	14.2	:	:	-	:	:	2.0	3.1	:	0.2
Total categories 2-7		:	100.0	100.0	100.0	:	:	:	100.0	:	:	100.0	:	:	100.0	100.0	:	100.0

¹ Refer to footnotes to table C.1.1.i for comments on data by category and/or by country.

55

ii. Categories 8-9¹


		<i>% total stock in categories 8-9</i>																
		EU-15	BE	DK	DE	EL	ES	FR	IE	IT	LU	NL	AT	PT	FI	SE	UK	NO
8	Out-of-work income maintenance and support	:	84.6	70.4	98.4	:	:	95.3	93.6	84.2	:	100.0	79.5	:	84.7	100.0	100.0	100.0
9	Early retirement	:	15.4	29.6	1.6	:	:	4.7	6.4	15.8	:	-	20.5	:	15.3	-	-	-
Total categories 8-9		:	100.0	100.0	100.0	:	:	100.0	100.0	100.0	:	100.0	100.0	:	100.0	100.0	100.0	100.0

¹ Refer to footnotes to table C.1.1.ii for comments on data by category and/or by country

C.2 LMP entrants by type of action

C.2.1 LMP entrants by category, 2003


i. Categories 2-7^{1,2}

		<i>Number of participants</i>																	
		EU-15	BE	DK	DE	EL	ES	FR	IE	IT	LU	NL	AT	PT	FI	SE	UK	NO	
2	Training	:	:	104,857	2,198,263	:	412,797	894,648	:	:	:	123,100	569,822	67,387	130,043	134,665	431,672	44,059	
3	Job rotation and job sharing	:	-	-	3,864	-	41,600	-	-	:	-	:	-	42	14,103	604	-	30	
4	Employment incentives	:	:	74,425	717,733	:	1,106,267	537,145	:	:	2,350	54,300	62,983	:	32,970	94,806	:	16,471	
5	Integration of the disabled	:	:	:	162,720	1,654	47,161	:	:	:	1,233	6,980	29,660	13,778	27,646	:	:	56,997	
6	Direct job creation	:	:	156	333,850	-	223,272	436,145	27,870	3,317	:	10,485	9,283	35,095	25,557	-	31,360	158	
7	Start-up incentives	:	:	-	316,553	10,635	78,123	53,448	2,304	:	28	-	3,947	1,663	3,864	7,909	3,114	312	
Total categories 2-7		:	:	3,732,983		:	1,909,220		:	:	:	675,695		:	234,183		:	118,027	

1 Some of these values may be estimated (or include estimated values) or be subject to relevant comments. Refer to the detailed country tables in section C.3.

2 Data for the category of training include targeted support for apprenticeship (sub-category 2.4) and are therefore not directly comparable with data published for 2001 or before.


ii. Categories 8-9¹

		<i>Number of participants</i>																
		EU-15	BE	DK	DE	EL	ES	FR	IE	IT	LU	NL	AT	PT	FI	SE	UK	NO
8	Out-of-work income maintenance and support	:	:	:	8,334,033	:	3,511,913	:	326,610	:	24,297	:	882,887	:	326,110	596,633	2,595,600	151,940
9	Early retirement	:	:	:	47,979	-	14,139	32,664	:	4,004	525	-	75,483	:	10,917	-	-	-
Total categories 8-9		:	:	8,382,012		:	3,526,052		:	:	24,822		958,370		337,027		596,633 2,595,600 151,940	

1 Some of these values may be estimated (or include estimated values) or be subject to relevant comments. Refer to the detailed country tables in section C.3.


C.2.2 Share of LMP entrants by category, 2003

i. Categories 2-7¹

		<i>% total stock in categories 2-7</i>															
 eurostat	EU-15	BE	DK	DE	EL	ES	FR	IE	IT	LU	NL	AT	PT	FI	SE	UK	NO
2 Training	:	:	:	58.9	:	21.6	:	:	:	:	:	84.3	:	55.5	:	:	37.3
3 Job rotation and job sharing	:	:	:	0.1	:	2.2	:	:	:	:	:	-	:	6.0	:	:	0.0
4 Employment incentives	:	:	:	19.2	:	57.9	:	:	:	:	:	9.3	:	14.1	:	:	14.0
5 Integration of the disabled	:	:	:	4.4	:	2.5	:	:	:	:	:	4.4	:	11.8	:	:	48.3
6 Direct job creation	:	:	:	8.9	:	11.7	:	:	:	:	:	1.4	:	10.9	:	:	0.1
7 Start-up incentives	:	:	:	8.5	:	4.1	:	:	:	:	:	0.6	:	1.6	:	:	0.3
Total categories 2-7	:	:	:	100.0	:	100.0	:	:	:	:	:	100.0	:	100.0	:	:	100.0


¹ Refer to footnotes to table C.2.1.i for comments on data by category and/or by country.

ii. Categories 8-9¹


		<i>% total stock in categories 2-7</i>															
 eurostat	EU-15	BE	DK	DE	EL	ES	FR	IE	IT	LU	NL	AT	PT	FI	SE	UK	NO
8 Out-of-work income maintenance and support	:	:	:	99.4	:	99.6	:	:	:	97.9	:	92.1	:	96.8	100.0	100.0	100.0
9 Early retirement	:	:	:	0.6	:	0.4	:	:	:	2.1	:	7.9	:	3.2	-	-	-
Total categories 8-9	:	:	:	100.0	:	100.0	:	:	:	100.0	:	100.0	:	100.0	100.0	100.0	100.0

¹ Refer to footnotes to table C.2.1.ii for comments on data by category and/or by country.


C.3.1 LMP participants by measure and by type of action: Belgique/België, 2003

 Category, measure number and name			Men and women						Women			Notes
			Total			Under 25s			Total			
			Stock	Entrants	Exits	Stock	Entrants	Exits	Stock	Entrants	Exits	
1 - Labour market services												
1.1	12	Vocational integration (RW)	17,347	:	:	17,347	:	:	10,582	:	:	
	25	Active jobsearch workshop (RBC)	822	5,019	5,019	133	1,170	1,170	382	2,423	2,423	1
	30	Regional employment missions (RW)	3,013	:	:	:	:	:	:	:	:	
	46	Insertion plan for young people (RW)	18,877	:	:	18,877	:	:	5,607*	:	:	
	48	Partnership for the reception of jobseekers not registered in ORBEM (RBC)	:	522	334	:	189	133	:	226	157	
	54	Pathway to work (RF)	71,738	92,574	81,375	30,964	37,319	32,994	35,700	45,408	40,785	2
	60	Restructuring support programme (retraining units) (RW)	3,286	:	:	:	:	:	627	:	:	
	65	Re-employment fund (RF)	464	:	:	:	:	:	88	:	:	
	68	Vocational integration (RBC)	:	13,491	10,465	:	4,232	3,075	:	6,471	4,854	2
Total category 1 - Labour market services			:	:	:	:	:	:	:	:	:	
2 - Training												
2.1	3	Encouraging the unemployed to resume studying (Fed)	15,446	:	:	:	:	:	10,036	:	:	
	40	Vocational training (RF)	22,502	45,131	34,979	7,886	16,280	13,020	10,863	21,255	17,134	
	41	Vocational training (RW)	26,763	:	:	:	:	:	9,171	:	:	
	42	Vocational training (RBC)	2,545	6,287	6,355	:	1,626	1,667	1,281	2,843	2,882	
	43	Vocational training (Fed)	-	-	-	-	-	-	-	-	-	3
	44	Vocational training (CG)	n.s.	n.s.	n.s.	n.s.	n.s.	n.s.	n.s.	n.s.	n.s.	
	64	Language training cheques (RBC)	n.s.	239	:	n.s.	:	:	n.s.	144	:	
2.2	7	Support for the creation, extension and restructuring of enterprises (RW)	9,178	:	:	:	:	:	1,600	:	:	
	13	Training and integration contract (RW)	8,350	:	:	:	:	:	2,480	:	:	
	29	Tutorial (RBC)	31	27	22	27	21	17	10	9	4	2
	67	Support for the creation, extension and restructuring of enterprises (RBC)	-	:	:	:	:	:	-	:	:	
2.4	8	Alternance training (Fed)	20,080*	:	:	20,080*	:	:	10,040*	:	:	
	10	Alternance training (RW)	3,600	:	:	3,600*	:	:	1,100	:	:	
Total category 2 - Training			108,495*	:	:	:	:	:	46,581*	:	:	
3 - Job rotation and job sharing												
Total category 3 - Job rotation and job sharing			-	-	-	-	-	-	-	-	-	

C.3.1 LMP participants by measure and by type of action: Belgique/België, 2003

 Category, measure number and name			Men and women						Women			Notes
			Total			Under 25s			Total			
			Stock	Entrants	Exits	Stock	Entrants	Exits	Stock	Entrants	Exits	
4 - Employment incentives												
4	39	Part-time workers receiving income guarantee allowance (Fed)	42,137	:	:	:	:	:	32,469	:	:	
4.1	16	Recruitment subsidy (RBC)	-	-	74	-	-	33	-	-	25	4
	17	Recruitment of unemployed persons in the context of economic expansion (RW)	609	:	:	-	-	-	181	:	:	
	22	Plan +1, +2, +3 (Fed)	23,395*	:	:	:	:	:	10,294*	:	:	
	23	Recruitment benefits (Fed)	4,496	:	:	:	:	:	2,203*	:	:	
	24	Employment agreements (Fed)	322*	:	:	:	:	:	80*	:	:	
	28	Transition-to-work subsidy (RBC)	95	115	113	75	105	97	34	37	44	
	47	First job agreement (Fed)	34,167	40,087	40,794	26,331	30,575	31,685	15,282	17,877	18,418	
	56	Wage-subsidies for integration enterprises (RBC)	-	-	-	-	-	-	-	-	-	
	61	Activa (Fed)	33,297	:	:	:	:	:	18,980	:	:	
	70	Recruitment of unemployed persons in the context of economic expansion (RBC)	68	35	:	14	8	:	23	12	:	2
Total category 4 - Employment incentives			138,586*	:	:	:	:	:	79,546*	:	:	
5 - Integration of the disabled												
5	36	Work and rehabilitation for disabled persons (RF, RW, RBC)	31,523	:	:	:	:	:	17,586	:	:	2
5.3	49	Socio-vocational guidance service: social consultations (RBC)	651	537	651	184	151	184	280	233	280	2
Total category 5 - Integration of the disabled			32,174	:	:	:	:	:	17,866	:	:	
6 - Direct job creation												
6	66	Social workshops (RF)	2,712	948	652	29	41	16	1,121	313	236	
6.1	14	Third working circuit (RW, RBC)	10,391	:	:	:	:	:	7,197	:	:	2
	18	Subsidised contractors (Fed, RF, RW, RBC, CG)	68,408	:	:	:	:	:	38,401	:	:	
	19	Promoting employment in the non-market sector - FBI (Fed, RW, RBC, CG)	7,529*	:	:	:	:	:	3,867*	:	:	
	63	Support for the promotion of employment (APE) - Market and non-market sectors	n.r.	:	:	n.r.	:	:	n.r.	:	:	
6.2	21	Local employment agencies (Fed)	17,076	:	:	:	:	:	15,140	:	:	
	27	Transition-to-work scheme (RF)	3,059	3,355	3,265	478	709	545	1,897	2,060	2,013	
	52	First job agreement in projects of public interest (RBC)	63	70	:	33	36	:	27	29	:	
	71	Transition-to-work scheme (RBC)	568*	615	:	:	154	:	313*	196	:	5
	72	Transition-to-work scheme (RW)	2,715	:	:	:	:	:	1,314	:	:	
Total category 6 - Direct job creation			112,521*	:	:	:	:	:	69,277*	:	:	


C.3.1 LMP participants by measure and by type of action: Belgique/België, 2003

 Category, measure number and name		Men and women						Women			Notes	
		Total			Under 25s			Total				
		Stock	Entrants	Exits	Stock	Entrants	Exits	Stock	Entrants	Exits		
7 - Start-up incentives												
7	34	Loans for unemployed persons (Fed)	517*	:	:	:	:	:	211*	:	:	1
	45	Support for the creation and management of enterprises (RBC)	486	449	:	103	86	:	157	157	:	2
	53	SME Creation (RW)	259*	:	:	:	:	:	:	:	:	
Total category 7 - Start-up incentives			1,262*	:	:	:	:	:	:	:	:	
8 - Out-of-work income maintenance and support												
8.1	37	[Component] Unemployment benefit (Fed) - Full UB	559,525	:	:	74,730	:	:	298,407	:	:	
8.2	37	[Component] Unemployment benefit (Fed) - Partial UB	39,178	:	:	4,108	:	:	7,976	:	:	
8.5	37	[Component] Unemployment benefit (Fed) - Bankruptcy compensation	n.r.	:	:	n.r.	:	:	n.r.	:	:	
Total category 8 - Out-of-work income maintenance and support			598,703	:	:	78,838	:	:	306,383	:	:	
9 - Early retirement												
9.1	38	Early retirement by collective agreement (Fed)	108,988	:	:	-	-	-	15,102	:	:	6
Total category 9 - Early retirement			108,988	:	:	-	-	-	15,102	:	:	


Notes

- 1 Stock: other one-off observation.
- 2 Stock: end-year figure.
- 3 The number of participants is not known but in any case, all of them would be double-counted with measures B-40 to B-42 and B-44 and would not affect the category total.
- 4 Measure coming to an end
- 5 Stock data refer to 2002.
- 6 Around 35% of those taking early retirement through this measure are replaced by an unemployed person.

C.3.2 LMP participants by measure and by type of action: Danmark, 2003


 Category, measure number and name				Men and women						Women			Notes
				Total			Under 25s			Total			
				Stock	Entrants	Exits	Stock	Entrants	Exits	Stock	Entrants	Exits	
1 - Labour market services													
1													
Total category 1 - Labour market services				-	-	-	-	-	-	-	-	-	
2 - Training													
2.1	8	Education and training	25,071	87,467	94,083	1,928	7,146	7,254	16,514	48,982	53,273		
	19	Adult and supplementary training	87	96	162	-	-	-	58	54	89		
	33	Education of immigrants	7,713	7,862	10,587	1,008	1,250	1,509	4,213	4,391	5,678		
2.2	27	Labour trainee	389	6,507	6,408	25	411	411	213	3,582	3,528		
2.4	31	Adult apprenticeship support	6,020	2,925	3,308	1	-	1	2,089	1,136	1,286		
Total category 2 - Training				39,280	104,857	114,548	2,962	8,807	9,175	23,087	58,145	63,854	
3 - Job rotation and job sharing													
3													
Total category 3 - Job rotation and job sharing				-	-	-	-	-	-	-	-	-	
4 - Employment incentives													
4.1	6	Job training	16,258	36,749	36,680	1,350	3,704	3,488	8,511	18,899	19,165		
	7	Individual job training	15,024	37,572	43,725	3,672	12,351	13,947	7,220	16,943	19,751		
	26	Servicejobs	3,356	104	432	-	-	-	2,205	80	308		
Total category 4 - Employment incentives				34,638	74,425	80,837	5,022	16,055	17,435	17,936	35,922	39,224	
5 - Integration of the disabled													
5.1	30	Support of disabled	3,211*	:	:	:	:	:	:	:	:		
5.2	21	Flex jobs, including flex jobs for self-employed	24,262	8,260	4,103	342	231	96	13,667	4,729	2,200		
	22	Light jobs	6,044	1,123	1,183	98	70	38	2,682	504	518		
5.3	20	Rehabilitation	22,392	:	:	:	:	:	:	:	:		
	28	Pre-rehabilitation	5,932	:	:	:	:	:	:	:	:		
Total category 5 - Integration of the disabled				61,841*	:	:	:	:	:	:	:	:	
6 - Direct job creation													
6.2	10	Voluntary unpaid activities	127	156	285	16	32	44	54	70	117		
Total category 6 - Direct job creation				127	156	285	16	32	44	54	70	117	
7 - Start-up incentives													
7													
Total category 7 - Start-up incentives				-	-	-	-	-	-	-	-	-	

C.3.2 LMP participants by measure and by type of action: Danmark, 2003


 Category, measure number and name				Men and women						Women			Notes
				Total			Under 25s			Total			
				Stock	Entrants	Exits	Stock	Entrants	Exits	Stock	Entrants	Exits	
8 - Out-of-work income maintenance and support													
8.1	2	Social assistance (unemployment)	21,588	69,054	66,744	5,837	26,948	25,735	9,884	29,833	28,564		
	29	Unemployment allowance	5,221	:	:	:	:	:	:	:	:		
8.5	25	Wage earners guarantee fund	n.r.	19,052	19,052	n.r.	:	:	n.r.	:	:		
Mixed	1	Unemployment Insurance	169,051	380,535	363,974	8,414	30,132	26,949	91,555	188,364	178,719		
Total category 8 - Out-of-work income maintenance and support				195,860	:	:	:	:	:	:	:	:	
9 - Early retirement													
9.2	3	Transitional allowance	11,244	71	4,288	-	-	-	7,842	40	2,957		
	24	Early retirement pay, from unemployment	70,873	:	:	:	:	:	:	:	:		
	32	Flex allowance	325	:	:	:	:	:	:	:	:		
Total category 9 - Early retirement				82,442	:	:	:	:	:	:	:	:	

Notes _____


C.3.3 LMP participants by measure and by type of action: Deutschland, 2003

 Category, measure number and name			Men and women						Women			Notes
			Total			Under 25s			Total			
			Stock	Entrants	Exits	Stock	Entrants	Exits	Stock	Entrants	Exits	
1 - Labour market services												
1.1	27	[Component] Independent measures -	8,608	74,857	87,804	2,102	16,235	19,380	3,491	31,563	37,026	
	27	[Component] Independent measures -	16,712	22,879	27,094	16,082	22,066	25,302	6,139	8,867	11,288	
	28	Involvement of third parties in the placement of unemployment-assistance recipients	n.r.	n.s.	n.s.	n.r.	n.s.	n.s.	n.r.	n.s.	n.s.	1
	38	[Component] Immediate Action Programme against youth unemployment - Assistance during employment, social services, projects for establishing joint training systems	4,220	17,003	18,784	4,122	17,003	18,431	1,561	6,447	7,141	
	43	Placement voucher	n.r.	35,409	26,899	n.r.	6,519	4,892	n.r.	10,127	7,925	
	47	[Component] Placement by third parties by order of PES - Persons seeking training	6,648	22,865	19,995	6,473	22,238	19,386	3,305	11,038	9,572	
	47	[Component] Placement by third parties by order of PES - Jobseekers (unemployed and not unemployed): Assessment of chances / Preparation of integration agreement	n.r.	220,676	220,676	n.r.	50,066	50,066	n.r.	93,040	93,040	
	62	[Component] Job market services (Länder) - Individual case-management	n.r.	174,584	n.r.	n.r.	:	n.r.	n.r.	92,769	n.r.	
	64	Assessment of chances (Profiling)	n.r.	3,814,853	3,814,853	n.r.	714,150	714,150	n.r.	1,620,711	1,620,711	
	65	Specialised integration services	17,605	37,358	36,831	:	:	:	6,508	14,307	14,044	
	66	Intensive vocational guidance	:	:	:	:	:	:	:	:	:	
	67	Integration agreement	n.r.	1,131,567	1,131,567	n.r.	267,757	267,757	n.r.	476,886	476,886	
Total category 1 - Labour market services			:	:	:	:	:	:	:	:	:	


C.3.3 LMP participants by measure and by type of action: Deutschland, 2003

 Category, measure number and name			Men and women						Women			Notes
			Total			Under 25s			Total			
			Stock	Entrants	Exits	Stock	Entrants	Exits	Stock	Entrants	Exits	
2 - Training												
2	54	Training measures, promotion of pupils of vocational training centres (Länder)	249,641	205,579	:	249,641*	205,579*	:	82,205	:	:	
	55	Further vocational training/retraining and qualification (Länder)	147,215	196,779	:	:	:	:	73,580	:	:	
2.1	6	Measures to improve prospects of integration - training measures	77,887	1,070,137	958,710	15,273	232,573	201,748	35,828	453,626	406,123	
	11	Support for vocational preparation training measures for young people	108,018	162,692	174,494	104,642	159,197	169,194	43,901	65,820	70,478	2
	12	Support for further vocational training	250,976	246,244	329,256	26,927	45,196	38,859	130,442	113,393	158,579	
	20	Subsidies towards measures included in social plans	n.s.	11,003	:	n.s.	n.s.	:	n.s.	n.s.	:	
	26	Language tuition for new resettlers, persons having right of asylum and quota refugees	22,040	42,571	50,330	3,843	7,841	8,625	11,228	21,754	25,728	
	31	ESF Federal programme	25,707	37,200	38,923	2,430	3,967	3,772	13,162	16,129	18,805	3
	38	[Component] Immediate Action Programme against youth unemployment - Additional vocational qualifications to supplement lower secondary education (Article 7)	49,943	7,828	49,943	48,573	7,617	48,573	19,842	2,779	19,842	
	44	Income subsidies for people in further vocational training	883	1,776	1,000	63	143	78	524	855	351	4
	53	Integration measures	2,494	14,795	2,375	682	4,320	986	1,129	6,818	1,123	
2.3	38	[Component] Immediate Action Programme against youth unemployment - Work and qualification for young people who are not (yet) suitable for training (AQJ)	3,934	12,311	10,062	3,907	12,311	9,987	1,443	4,583	3,741	
2.4	19	Support for vocational training for those with learning difficulties/social disadvantage	130,945	113,831	118,801	126,320	111,185	114,142	42,687	37,969	39,341	2
	27	[Component] Independent measures -	526	1,246	87,804	399	753	19,380	216	554	37,026	
	34	Vocational training allowance	94,790	102,463	98,802	94,790	102,463	98,802	51,611	55,887	54,223	
	38	[Component] Immediate Action Programme against youth unemployment - Training other than in-house training	6,499	3,428	3,239	6,288	3,428	3,028	3,040	1,541	1,612	
2A	-	Adjustment for double counting	-21,851	-31,620	-33,085	-2,066	-3,372	-3,206	-11,188	-13,710	-15,984	
Total category 2 - Training			1,149,647	2,198,263	:	:	:	:	499,650	:	:	
3 - Job rotation and job sharing												
3	56	Job rotation and job sharing (Länder)	2,013	2,147	:	:	:	:	909	:	:	
3.1	46	Job Rotation - Employment-training rotation programme	811	1,717	1,230	142	340	216	386	808	474	
Total category 3 - Job rotation and job sharing			2,824	3,864	:	:	:	:	1,295	:	:	

C.3.3 LMP participants by measure and by type of action: Deutschland, 2003

 Category, measure number and name			Men and women						Women			Notes
			Total			Under 25s			Total			
			Stock	Entrants	Exits	Stock	Entrants	Exits	Stock	Entrants	Exits	
4 - Employment incentives												
4.1	7	[Component] Mobility allowances -	n.r.	283,269	283,269	n.r.	65,976	65,976	n.r.	95,363	95,363	
	7	[Component] Mobility allowances -	n.r.	9,087	9,087	n.r.	8,767	8,767	n.r.	3,810	3,810	
	8	Employee allowance	n.s.	n.s.	n.s.	n.s.	n.s.	n.s.	n.s.	n.s.	n.s.	
	16	Recruitment subsidy for new businesses	13,611	20,339	17,223	1,309	2,325	1,500	4,964	7,448	6,051	
	18	Integration subsidies	134,348	181,768	197,831	5,427	11,055	13,281	54,891	70,908	80,589	
	25	Employment assistance scheme for long-term unemployed	8,245	1,030	22,562	97	32	213	3,826	449	10,196	5
	27	[Component] Independent measures -	17,718	84,113	93,950	5,435	18,778	21,096	7,477	31,978	36,617	
	38	[Component] Immediate Action Programme against youth unemployment - Labour cost subsidies, mobility grants	42,047	68,469	71,263	37,554	68,469	62,532	17,187	26,364	27,000	
	45	Subsidies for people with low income - model of Mainz	8,675	3,904	5,760	755	348	652	6,324	2,886	3,976	
	48	Personnel Service Agencies	18,421	42,955	12,346	:	:	:	6,101	14,013	3,578	
	52	Wage protection for older employees	1,754	4,605	:	-	-	-	491	:	:	
	57	Recruitment incentives (Länder)	14,385	18,194	:	:	:	:	5,026	:	:	
Total category 4 - Employment incentives			259,204	717,733	:	:	:	:	106,287	:	:	
5 - Integration of the disabled												
	5	58 Integration of the disabled (Länder)	9,868	3,737	:	:	:	:	2,167	:	:	
5.1	23	Incentives for the recruitment and employment of the severely disabled	29,461	17,591	17,441	4,344	2,622	2,541	11,008	6,545	6,378	
5.3	13	Promoting integration of the disabled into working life	140,767	141,392	141,646	101,024	91,131	89,069	50,542	49,682	49,776	6
Total category 5 - Integration of the disabled			180,096	162,720	:	:	:	:	63,717	:	:	
6 - Direct job creation												
6	59	Direct creation of additional jobs (Länder)	82,225	57,806	:	:	:	:	32,660	:	:	7
6.2	21	Support for job-creation measures (ABMs)	92,443	140,893	162,705	11,705	25,716	20,103	40,727	54,894	69,479	8
	22	Support for structural adjustment measures	47,843	39,783	61,052	1,703	2,533	3,049	21,239	15,129	24,112	8
	38	[Component] Immediate Action Programme against youth unemployment - Qualification and job creation schemes	9,259	22,761	19,057	8,851	22,761	17,955	2,839	6,487	5,547	
	42	Employment generating promotion of the infrastructure	1,296	4,572	3,560	168	636	453	15	49	32	
	50	"Jump Plus": Special programme aimed at getting unemployed youths into work or training	15,781	55,191	7,848	15,400	55,189	7,767	6,466	22,240	2,842	
	51	Special programme: "Work for the long-term unemployed" ("Afl")	6,480	12,844	322	-	-	-	2,852	5,528	107	
Total category 6 - Direct job creation			255,327	333,850	:	:	:	:	106,798	:	:	


C.3.3 LMP participants by measure and by type of action: Deutschland, 2003

 Category, measure number and name				Men and women						Women			Notes
				Total			Under 25s			Total			
				Stock	Entrants	Exits	Stock	Entrants	Exits	Stock	Entrants	Exits	
7 - Start-up incentives													
7	9	Bridging allowance	72,081	156,966	146,233	4,081	10,141	8,291	19,503	40,952	40,195		
	27	[Component] Independent measures -	5,389	40,679	40,954	445	2,964	2,786	1,848	13,557	13,623		
	49	Business start-up subsidy	36,524	92,819	1,562	3,237	9,282	192	14,806	38,016	562		
	60	Incentives to start up businesses (Länder)	18,362	26,089	:	:	:	:	8,097	:	:		
Total category 7 - Start-up incentives			132,356	316,553	:	:	:	:	44,254	:	:		
8 - Out-of-work income maintenance and support													
8.1	1	Unemployment benefit	2,024,274	4,542,080	4,531,759	295,542	:	:	840,512	1,755,819	1,736,144		
	3	Unemployment assistance	2,027,739	2,056,852	1,553,217	111,380	:	:	803,701	731,965	600,192		
	29	Integration assistance for new resettlers, persons having right of asylum and quota refugees	16,294	44,462	51,235	3,131	8,539*	9,844*	8,167	22,383	25,659		
8.2	14	Short-time working allowance	195,371	694,645*	:	:	:	:	48,352	:	:		
	15	[Component] Promotion of year-round employment in construction - Cost-increase winter allowance	68,661*	n.r.	n.r.	:	:	:	:	:	:	9	
	15	[Component] Promotion of year-round employment in construction - Bad weather allowance from the 31st hour, Additional winter allowance, refund of social contributions	15,897*	709,662	709,662	:	:	:	:	:	:	9	
8.3	2	Part-time unemployment benefit	260	862	712	8	:	:	196	616	546		
8.5	4	Bankruptcy compensation payment	n.r.	285,470	285,470	n.r.	:	:	n.r.	:	:		
Total category 8 - Out-of-work income maintenance and support			4,348,496*	8,334,033*	:	:	:	:	:	:	:		
9 - Early retirement													
9.1	24	Support of part-time employment for older employees	69,673	47,979	39,674	-	-	-	25,276	16,084	10,731		
Total category 9 - Early retirement			69,673	47,979	39,674	-	-	-	25,276	16,084	10,731		


Notes

- 1 Statistics are no longer collected.
- 2 Some double-counting with measure D-13 (category 5) is possible.
- 3 Double counting with other LMP measures, especially in category 2.
- 4 Some of the participants are double-counted with measure D-6.
- 5 Measure coming to an end.
- 6 Some double-counting with measures D-11 and D-19 (both in category 2) is possible.
- 7 Some marginal double counting with measures D-21 and D-22 is possible.
- 8 Some marginal double counting with measure D-59 is possible.
- 9 Stock: estimated full-time equivalents.


C.3.4 LMP participants by measure and by type of action: Ellada, 2003

 Category, measure number and name			Men and women						Women			Notes
			Total			Under 25s			Total			
			Stock	Entrants	Exits	Stock	Entrants	Exits	Stock	Entrants	Exits	
1 - Labour market services												
1.1	32	Individualized Approach Services (OAED)	:	36,208	:	:	:	:	27,109	:	1	
Total category 1 - Labour market services			:	36,208	:	:	:	:	27,109	:		
2 - Training												
2	69	[Component] Integrated intervention programme -	:	:	:	:	:	:	:	:		
2.1	33	Continuous vocational training programs for the unemployed (Ministry of Labour - KEK)	-	-	-	-	-	-	-	-	2	
	37	Training for unemployed seamen (Ministry of Merchant Marine)	:	4,689	:	:	686	:	31	:		
	42	Combating exclusion from the labour market for disadvantaged social groups	1,722*	6,942*	:	760*	3,064*	:	1,066*	4,297*	3,4	
	8	Continuous vocational training programme	:	1,365	1,365	:	:	:	947	947	5	
2.3	6	Alternating vocational training programme	:	1,075	1,075	:	:	:	907	907	5	
	64	Alternating vocational training programme within the framework of integrated interventions	:	424	424	:	-	-	424	424	5	
	70	Training on environmental protection and management	n.s.	n.s.	n.s.	n.s.	n.s.	n.s.	n.s.	n.s.	2	
Total category 2 - Training			:	:	:	:	:	:	:	:		
3 - Job rotation and job sharing												
Total category 3 - Job rotation and job sharing			-	-	-	-	-	-	-	-		
4 - Employment incentives												
4.1	9	Programme New Jobs for the unemployed (OAED)	:	10,190	:	:	3,606	:	5,627	:		
	51	Stage programme for the promotion of Employment to the Information Society	:	428	:	:	85	:	348	:		
	63	Programme New Jobs for the unemployed (L.A.E.K.) in 13 prefectures	-	-	-	-	-	-	-	-	6	
	65	Stage programme in the health and welfare sector	:	:	:	:	:	:	:	:		
	66	Programme new jobs for the unemployed aged 18-30 years old	:	3,527	:	:	2,100	:	1,872	:		
	67	Stage programme for unemployed women 18-65 years old	:	3,500	:	:	:	:	3,500	:		
	68	Stage programme in the Organising Committee of the Olympic Games - Athens 2004	:	9,100	:	:	3,956	:	4,918	:		
	69	[Component] Integrated intervention programme -	:	9,486	:	:	:	:	:	:		
Total category 4 - Employment incentives			:	:	:	:	:	:	:	:		

C.3.4 LMP participants by measure and by type of action: Ellada, 2003

 Category, measure number and name			Men and women						Women			Notes
			Total			Under 25s			Total			
			Stock	Entrants	Exits	Stock	Entrants	Exits	Stock	Entrants	Exits	
5 - Integration of the disabled												
5.1	60	Programme for the subsidized employment of special social groups	:	1,544	:	:	213	:	:	456	:	
5.3	1	Training programs for people with mental retardation	83*	110	:	:	:	:	:	:	4,7	
Total category 5 - Integration of the disabled			:	1,654	:	:	:	:	:	:		
6 - Direct job creation												
6												
Total category 6 - Direct job creation			-	-	-	-	-	-	-	-	-	
7 - Start-up incentives												
7	10	Promotion of self-employment for new entrepreneurs and creation of new enterprises	:	6,332	:	:	1,300	:	:	3,413	:	
	69	[Component] Integrated intervention programme -	:	4,303	:	:	:	:	:	:	:	
Total category 7 - Start-up incentives			:	10,635	:	:	:	:	:	:	:	
8 - Out-of-work income maintenance and support												
8.1	22	Unemployment benefit	:	:	:	:	:	:	:	:	:	
	23	Special unemployment assistance for those exceeding the unemployment benefit period	:	:	:	:	:	:	:	:	:	
	24	Special assistance following a trimester of registered unemployment	:	:	:	:	:	:	:	:	:	
	27	National System of Protection from Unemployment - ESPA (Benefit for young unemployed)	:	:	:	:	:	:	:	:	:	
	28	Special assistance for ex offenders	:	:	:	:	:	:	:	:	:	
	29	Special assistance for former political refugees and repatriated	:	:	:	:	:	:	:	:	:	
	71	Assistance for long term unemployed	:	:	:	:	:	:	:	:	:	
8.2	58	Special seasonal assistance	:	:	:	:	:	:	:	:	:	
Total category 8 - Out-of-work income maintenance and support			:	:	:	:	:	:	:	:	:	


C.3.4 LMP participants by measure and by type of action: Ellada, 2003

 Category, measure number and name	Men and women						Women			Notes	
	Total			Under 25s			Total				
	Stock	Entrants	Exits	Stock	Entrants	Exits	Stock	Entrants	Exits		
9 - Early retirement 9											
Total category 9 - Early retirement	-	-	-	-	-	-	-	-	-	-	


Notes

- 1 The database recording information on individualised approach services began use in September 2003. Data therefore refer to Sept-Dec 2003 only.
- 2 Programme started November 2003.
- 3 Data refer to 2002.
- 4 Stocks: estimated from observations of the total number of beneficiaries in the year and the duration of the measure.
- 5 Data refer to the total number of persons attending training programmes during 2003 and 2004.
- 6 Measure not applied in 2003.
- 7 Entrants: total beneficiaries (new starts plus end-year stock).


C.3.5 LMP participants by measure and by type of action: España, 2003

 Category, measure number and name		Men and women						Women			Notes	
		Total			Under 25s			Total				
		Stock	Entrants	Exits	Stock	Entrants	Exits	Stock	Entrants	Exits		
1 - Labour market services												
1												
Total category 1 - Labour market services		-	-	-	-	-	-	-	-	-		
2 - Training												
2.1	35	National plan for vocational training and integration (Plan FIP, measure ES-8-regions)	34,055	62,147	62,147	10,722	20,154	20,154	21,032	37,392	37,392	1
	8	National plan for vocational training and integration (Plan FIP)	107,675	326,287	347,078	39,164	118,678	129,243	65,642	198,915	210,750	
2.4	49	Scheme for workshop schools and youth training centres (ET y CO, measure ES-9-regions)	9,978	3,217	3,217	9,978	1,890	1,890	3,175	1,634	1,634	1
	9	Scheme for workshop schools and youth training centres (ET y CO)	24,523	21,146	22,907	24,523	21,146	22,907	9,349	7,359	8,271	
Total category 2 - Training		176,231	412,797	435,349	84,387	161,868	174,194	99,198	245,300	258,047		
3 - Job rotation and job sharing												
3.1	17	Temporary work to replace workers during maternity leave, adoption and childcare	36,550*	41,072	:	12,315*	13,967	:	31,799*	35,529	:	
	41	Temporary work to replace maternity leavers, adoption, etc. (measure ES-17-regions)	61	528	:	17	154	:	52	464	:	1
Total category 3 - Job rotation and job sharing		36,611*	41,600	:	12,332*	14,121	:	31,851*	35,993	:		
4 - Employment incentives												
4.1	11	Open ended employment contracts for the unemployed	353,699*	158,470	:	152,999*	61,607	:	178,618*	80,027	:	
	12	Open ended employment contracts for persons aged over 45	551,253*	120,161	:	-	-	-	209,476*	45,661	:	
	15	Conversion of apprenticeship, training, replacement and substitution contracts into permanent contracts	696,180*	380,507	:	193,428*	105,737	:	285,433*	157,023	:	
	29	Support for domestic migration	n.r.	404,000	:	n.r.	:	:	n.r.	136,000	:	
	36	Open ended employment contracts for the unemployed (measure ES-11-regions)	17,954	26,211	:	3,361	6,205	:	12,452	17,599	:	1
	37	Open ended employment contracts for persons aged over 45 (measure ES-12-regions)	n.s.	3,176	:	-	-	-	n.s.	1,013	:	1
	39	Conversion of apprenticeship, training and substitution contracts into permanent contracts (measure ES-15-regions)	8,240	13,742	:	1,987	4,543	:	2,634	5,236	:	1
Total category 4 - Employment incentives		1,627,326*	1,106,267	:	351,775*	:	:	688,613*	442,559	:		

C.3.5 LMP participants by measure and by type of action: España, 2003

 Category, measure number and name				Men and women						Women			Notes
				Total			Under 25s			Total			
				Stock	Entrants	Exits	Stock	Entrants	Exits	Stock	Entrants	Exits	
5 - Integration of the disabled													
5.1	13	Open ended contracts for the disabled	58,516*	11,099	:	7,299*	1,384	:	15,956*	3,026	:		
	16	Temporary contracts for the disabled	11,615*	9,567	:	1,963*	1,617	:	3,084*	2,540	:		
	25	Integration of the disabled through self-employment	n.r.	317	:	n.r.	34	:	n.r.	104	:		
	38	Open ended employment contracts for the disabled (measure ES-13-regions)	79	460	:	7	134	:	25	174	:	1	
	40	Temporary contracts for the disabled (measure ES-16-regions)	10	349	:	2	53	:	4	108	:	1	
	46	Integration of the disabled through self-employment (measure ES-25-regions)	n.r.	15	:	n.r.	3	:	n.r.	5	:	1	
5.2	3	Support for employment in special employment centres	34,451	14,924	12,633	6,811	2,950	:	13,563	5,875	:		
	34	Support for employment in special employment centres (measure ES-3-regions)	:	6,824	6,824	:	1,091	:	:	2,475	:	1	
5.3	14	Training contracts for the disabled	2,674*	3,606	:	1,625*	2,192	:	481*	649	:		
Total category 5 - Integration of the disabled			:	47,161	:	:	9,458	:	:	14,956	:		
6 - Direct job creation													
6.2	18	Collaboration between SPEE and public or private non-profit entities for contracting unemployed people	:	75,824	:	:	19,436	:	:	39,239	:		
	19	Promotion of agricultural employment in Andalucía, Extremadura and under-developed rural areas	:	134,433	:	:	12,061	:	:	72,150	:		
	31	Employment workshops	13,969	11,045	13,961	-	-	-	9,373	7,330	9,199		
	42	Collaboration between SPEE and public or private non-profit entities for contracting unemployed people (measure ES-18-regions)	:	1,509	:	:	165	:	:	739	:	1	
	52	Promotion of agricultural employment in under-developed rural areas (measure ES-19-regions)	:	461	:	:	38	:	:	200	:	1	
Total category 6 - Direct job creation			:	223,272	:	:	31,700	:	:	119,658	:		
7 - Start-up incentives													
7	20	Capitalisation of unemployment benefits	:	30,795	30,795	:	2,041	2,041	:	7,340	7,340		
	21	Promotion of self-employment	n.r.	19,198	19,198	n.r.	3,008	3,008	n.r.	8,054	8,054		
	22	Financial aid for the integration of returning emigrants	n.r.	120	120	n.r.	1	1	n.r.	50	50		
	23	Promotion of employment in co-operatives	n.r.	4,400	4,400	n.r.	790	790	n.r.	1,327	1,327		
	24	Promotion of local employment initiatives	n.r.	6,877	6,877	n.r.	580	580	n.r.	3,845	3,845		
	43	Promotion of self-employment (measure ES-21-regions)	:	14,855	14,855	:	2,024	2,024	:	7,977	7,977	1	
	44	Promotion of employment in co-operatives (measure ES-23-regions)	:	1,606	1,606	:	157	157	:	557	557	1	
	45	Promotion of local employment initiatives (measure ES-24-regions)	:	272	272	:	54	54	:	164	164	1	
Total category 7 - Start-up incentives			:	78,123	78,123	:	8,655	8,655	:	29,314	29,314		


C.3.5 LMP participants by measure and by type of action: España, 2003

 Category, measure number and name			Men and women						Women			Notes
			Total			Under 25s			Total			
			Stock	Entrants	Exits	Stock	Entrants	Exits	Stock	Entrants	Exits	
8 - Out-of-work income maintenance and support												
8.1	32	Active jobseeker's back-to-work allowance	15,182	37,997	30,867	189	458	90	10,839	26,851	23,466	
	5	Contributory unemployment benefit	628,038	2,218,730	2,160,122	63,681	306,347	301,297	285,689	995,483	967,359	
	6	Unemployment assistance	359,030	832,867	811,948	20,433	84,704	83,601	183,592	477,137	461,066	
	7	Assistance for unemployed casual agricultural workers (Agrarian income)	202,033	298,761	377,732	12,618	19,885	30,546	118,316	181,269	228,950	
8.2	4	Partial unemployment benefits (contributory)	2,090	65,355	65,023	57	2,296	2,282	507	13,381	13,312	
8.5	30	Bankruptcy compensation	n.r.	58,203	58,203	n.r.	:	:	n.r.	:	:	
Total category 8 - Out-of-work income maintenance and support			1,206,373	3,511,913	3,503,895	96,978	:	:	598,943	:	:	
9 - Early retirement												
9.1	26	Early retirement with substitution by another worker	:	1,135	:	-	-	-	:	327	:	
	27	Replacement contracts	15,096	10,766	:	-	-	-	3,427	2,444	:	
	47	Early retirement with substitution by another worker (measure ES-26-regions)	:	196	:	-	-	-	:	86	:	2
	53	Replacement contracts (measure ES-27-regions)	:	6	:	-	-	-	:	3	:	1
9.2	1	Employment promotion funds (early retirement)	2	-	n.s.	-	-	-	-	-	n.s.	3
	2	Early retirement allowance	1,986	1,986	1,986	-	-	-	62	62	62	
	33	Early retirement allowance (measure ES-2-regions)	:	50	50	-	-	-	:	4	4	4
Total category 9 - Early retirement			:	14,139	:	-	-	-	:	2,926	:	


Notes

- 1 Data are incomplete for some of the autonomous regions.
- 2 Measure mainly applied in Valencia and to a smaller extent in Castilla-León.
- 3 Measure coming to an end. No new entrants were accepted.
- 4 Measure applied only in Andalucía.


C.3.6 LMP participants by measure and by type of action: France, 2003

 Category, measure number and name			Men and women						Women			Notes
			Total			Under 25s			Total			
			Stock	Entrants	Exits	Stock	Entrants	Exits	Stock	Entrants	Exits	
1 - Labour market services												
1.1	44	Local centres, permanent reception, information and advisory services (PAIO)	910,000*	388,000*	:	:	371,870*	:	471,400*	199,000*	:	1
	45	Retraining units	:	17,790*	17,790	:	714*	713	:	8,272*	8,272	
	53	Personalised services of ANPE	n.r.	960,900	:	n.r.	173,824	:	n.r.	544,620	:	
	54	Job search workshops (ANPE)	n.r.	1,218,600	:	n.r.	219,021	:	n.r.	688,079	:	
	55	Appraisal services of ANPE	n.r.	205,900	:	n.r.	32,387	:	n.r.	119,112	:	
	56	Support services of ANPE	n.r.	39,200	:	n.r.	2,408	:	n.r.	28,638	:	
	57	Guidance and monitoring services of AFPA	n.r.	481,827	:	n.r.	125,582	:	n.r.	167,625	:	
	58	Pathway to jobs (TRACE)	115,420	86,400	65,860	:	84,440	:	:	45,810	:	
Total category 1 - Labour market services			:	3,398,617	:	:	1,010,246	:	:	1,801,156	:	
2 - Training												
2	17	Training allowance - unemployment insurance system (AFR)	1,220	204	1,967	45	6	380	762	112	1,220	2,3,4
	18	Training allowance - public system	:	:	:	:	:	:	:	:	:	3
	19	[Component] Retraining agreements - training allowance	132	14	278	:	:	:	76	14	167	4,5,6
	63	Back-to-work support - training allowance (AREF)	96,675	17,991	52,052	25,855	6,336	17,682	51,961	9,355	25,233	4,7
	64	Training support (PARE)	:	:	:	:	:	:	:	:	:	8
2.1	10	Courses offered by the Association for Adult Vocational Training (AFPA)	27,321	82,469	83,004	7,204	22,003	22,518	8,110	28,705	28,976	9
	11	Courses for specific groups (IRILL)	3,906*	34,400*	:	:	10,992*	:	:	15,408*	:	
	13	Adult training courses organised by the regions	107,095*	192,497	:	-	-	-	:	112,875	:	
	14	Courses for admission to enterprises	1,633*	12,360	11,642*	421*	4,901	4,405*	730*	5,527	5,206*	
	15	Individual training-for-employment and integration courses (SIFE)	2,544*	24,660	21,156*	155*	1,451	1,226*	1,183*	11,469	9,840*	
	16	Group training-for-employment and integration courses (SIFE)	23,398*	93,751	95,667*	1,282*	5,138	5,243*	14,088*	56,447	57,601*	
	19	[Component] Retraining agreements - course costs	:	:	:	:	:	:	:	:	:	4,5,6
	70	Officially agreed training (PARE)	4,456	17,908	14,337	826	3,304	2,494	1,881	7,559	6,051	
2.2	20	FNE conventions on training and retraining	n.s.	2,402	:	n.s.	:	:	n.s.	:	:	
2.3	71	Support for training previous to recruitment (AFPE/PARE)	3,239	19,513	19,832	520	3,669	3,721	1,268	7,636	7,761	
	9	Courses for young job-seekers (State + regions)	78,664*	230,834	:	:	230,834*	:	:	115,444	:	10
2.4	22	Exemptions and subsidies for recruitment of apprentices	269,900*	183,840	178,164*	269,099*	183,294	:	72,808*	49,593	:	11
2A	-	<i>Adjustment for double counting</i>	-97,895	-18,195	-54,019	-25,900	-6,342	-18,062	-52,723	-9,467	-26,453	
Total category 2 - Training			522,288*	894,648	:	:	:	:	:	:	:	

C.3.6 LMP participants by measure and by type of action: France, 2003

 Category, measure number and name			Men and women						Women			Notes
			Total			Under 25s			Total			
			Stock	Entrants	Exits	Stock	Entrants	Exits	Stock	Entrants	Exits	
3 - Job rotation and job sharing												
3												
Total category 3 - Job rotation and job sharing			-	-	-	-	-	-	-	-	-	
4 - Employment incentives												
4.1	24	Qualification contracts (alternance training)	152,651	109,565	123,960*	145,249	104,253	:	76,783	55,111	:	
	25	Orientation contracts (alternance training)	2,695	6,341	:	2,676	6,296	:	1,231	2,896	:	
	26	Employment-initiative contract (CIE)	132,584*	63,152	70,082*	7,133*	3,398	:	57,369*	27,326	:	
	27	Exemption from social charges for recruitment of a first employee	26,990*	-	56,180*	:	-	:	:	-	:	
	28	Exemption from social charges for recruitment of the 1st to 50th employee in ZRR and ZRU areas	10,070*	10,525	11,300*	:	:	:	:	:	:	
	32	Degrressive temporary allowance	:	4,169	:	:	81	:	:	1,196	:	
	36	Economic integration enterprises	10,333	13,419	10,184*	2,428*	:	:	3,524	:	:	
	37	Intermediary associations	37,840	172,255	73,208*	8,476*	38,585*	:	23,953*	109,037	:	
	60	Adult qualification contracts	9,974	8,782	:	-	-	-	4,685	4,125	:	
	61	Enterprises providing temporary work for integration purposes	4,651	36,035	20,324*	1,609*	12,468*	:	1,442*	11,171	:	
	65	Degrressive support to employer (PARE)	:	11,256	:	:	539	:	:	4,255	:	
	66	Mobility support (PARE)	n.r.	12,052	:	n.r.	1,754	:	n.r.	4,013	:	
	67	Youth employment contract	75,790	87,665	39,033	75,790	87,665	39,033	22,884	27,237	12,520	
4.2	33	Retraining leave	438	1,929	:	:	:	:	:	:	:	
	35	Supported transition to part time work	116*	-	157*	:	-	:	:	-	:	
Total category 4 - Employment incentives			:	537,145	:	:	:	:	:	:	:	
5 - Integration of the disabled												
5.1	49	Aid granted by the Association for the vocational integration of the disabled (AGEFIPH)	:	176,106*	:	:	:	:	:	:	:	
5.2	47	Income guarantee for disabled workers (CAT)	95,450*	:	:	:	:	:	:	:	:	
	48	Sheltered workshops for the disabled	19,730	:	:	:	:	:	:	:	:	
Total category 5 - Integration of the disabled			:	:	:	:	:	:	:	:	:	
6 - Direct job creation												
6.2	39	Community work contract (CES)	127,460	280,087	257,206	21,821	47,951	41,111	80,313	176,483	165,027	
	40	Funded-employment contract (CEC)	126,488	126,611	134,979	5,553	5,559	6,034	79,675	79,752	86,292	
	46	Jobs for young people	173,246	29,447	:	104,408	15,456	:	101,193	17,339	:	
Total category 6 - Direct job creation			427,194	436,145	:	131,782	68,966	:	261,181	273,574	:	


C.3.6 LMP participants by measure and by type of action: France, 2003

 Category, measure number and name		Men and women						Women			Notes		
		Total			Under 25s			Total					
		Stock	Entrants	Exits	Stock	Entrants	Exits	Stock	Entrants	Exits			
7 - Start-up incentives													
7	38	Aid for the unemployed setting-up or rescuing a company		33,896*	44,603	:	2,414*	3,177	:	10,677*	14,050	:	14
	38bis	Consultancy cheque-book for business creation		n.r.	30,887*	:	n.r.	:	:	n.r.	:	:	14
	59	Support for new business development		11,752*	8,845	:	:	:	:	:	:	:	
7A	-	Adjustment for double counting		-	-30,887	:	-	:	:	-	:	:	
Total category 7 - Start-up incentives				45,648*	53,448*	:	:	:	:	:	:	:	
8 - Out-of-work income maintenance and support													
8.1	1	Single degressive allowance / Back-to-work support allowance (Unemployment insurance system)		2,189,364	1,923,109	981,674	308,802	466,008	214,151	1,081,366	919,120	44,480	4
	2	Integration allowance (Solidarity system)		44,888	56,072	54,168	12,164	16,862	13,903	13,108	16,070	15,520	4
	3	Specific solidarity allowance (Solidarity system)		348,894	101,252	134,349	127	337	155	170,866	48,440	69,535	4,15
	72	Pension equivalent allowance (Solidarity scheme)		14,227	27,641	4,295	-	-	-	7,866	15,008	1,930	4
8.2	4	Partial unemployment		4,788*	:	:	:	:	:	:	:	:	
Total category 8 - Out-of-work income maintenance and support				2,602,161*	:	:	:	:	:	:	:	:	
9 - Early retirement													
9.1	34	Phased early retirement		49,068	15,258	11,389	-	-	-	17,783	6,045	3,699	4
	8	Job-substitution allowance		27,401	-	21,326	-	-	-	15,657	-	8,627	4,5
9.2	6	FNE special redundancy allowance		34,464	6,791	10,782	-	-	-	9,282	2,015	2,945	4
	62	Early retirement for special groups of employees (CATS)		16,677*	10,615	:	-	-	-	:	:	:	4
Total category 9 - Early retirement				127,610*	32,664	:	-	-	-	:	:	:	


Notes

- 1 Data refer to 2002.
- 2 Measure coming to an end (replaced by F-63).
- 3 Beneficiaries of training allowances are already counted in measures F-9 to F-16.
- 4 Stock: average of two year-end figures.
- 5 Measure coming to an end.
- 6 Participants in component 2.1 are included in beneficiaries of component 2.
- 7 Beneficiaries of training allowances are already counted in measures F-9 to F-16, F-64, F-70 or F-71. The AREF (F-63) came into force on 1 July 2001 and replaces the AFR (F-17).
- 8 Measure providing support for training costs, travel and lodging. All beneficiaries would be double-counted with participants in other training measures.
- 9 Stock: end-year figure.
- 10 Figures for participants under 25 refer to those under 26.
- 11 Data cover only apprenticeship contracts concluded with low-qualified youth (79% of all contracts) in respect of whom employers receive recruitment incentives.
- 12 Mobility support for persons taking up a new job. Previously classified in category 1.
- 13 Stock: other one-off observation.
- 14 Participants in F-38 and F-38bis are the same people. The figures should therefore not be added together.
- 15 Beneficiaries of the Special waiting allowance (ASA, now replaced by the AER) are not included here anymore and are reported in a separate measure (F-72).

C.3.7 LMP participants by measure and by type of action: Ireland, 2003

 Category, measure number and name			Men and women						Women			Notes
			Total			Under 25s			Total			
			Stock	Entrants	Exits	Stock	Entrants	Exits	Stock	Entrants	Exits	
1 - Labour market services												
1.1	55	High Supports Process	:	336	:	:	:	:	:	:	1	
Total category 1 - Labour market services			:	336	:	:	:	:	:	:		
2 - Training												
2	45	Local Training Initiative	989	1,604	1,995	330	617	756	802	1,225	1,501	1
	46	Community Training Programme	616	1,040	1,188	257	514	617	346	622	666	1
2.1	10	Back to education allowance (BTEA)	5,696	:	:	996	:	:	2,823	:	:	1
	35	VTOS (Vocational training opportunities scheme)	5,701	5,701	3,938	1,013	1,013	709	3,821	3,821	2,551	2
	38	Bridging Foundation	718	3,586	3,783	279	1,192	1,293	392	2,187	2,392	1
	39	Specific Skills Training	2,636	7,260	8,529	1,087	2,754	3,180	1,343	3,462	4,368	1
	43	Return to Work	373	1,165	1,405	36	177	171	325	975	1,194	1
2.2	42	Linked Work Experience	124	287	340	100	242	289	78	178	213	1
	44	Job Training Scheme	164	171	166	79	90	95	86	84	82	1
2.3	34	Youthreach	2,653	3,258	2,513	2,653	3,258	2,513	1,354	1,662*	1,284*	1
	40	Traineeship	1,194	1,752	1,941	650	922	1,062	732	1,112	1,206	1
	41	Community Training Workshops	1,965	2,749	2,793	1,745	2,416	2,406	1,091	1,375	1,355	1
Total category 2 - Training			22,829	:	:	9,225	:	:	13,193	:	:	
3 - Job rotation and job sharing												
Total category 3 - Job rotation and job sharing			-	-	-	-	-	-	-	-	-	
4 - Employment incentives												
4.1	37	Job Initiative	2,665*	3,299*	3,074*	-	-	-	1,194*	1,567*	1,422*	1,3
	4	Back to work allowance	7,197	3,237	:	297	139*	:	2,346	1,068*	:	1
	47	Social Economy Programme	2,375	935	438	59	27	24	1,427	562	293	1
	5	PRSI Exemption scheme	1,207	:	:	:	:	:	:	:	:	1
	7	Part-time job incentive scheme	324	324	:	:	:	:	:	:	:	1,4
Total category 4 - Employment incentives			13,768*	:	:	:	:	:	:	:	:	
5 - Integration of the disabled												
5.1	52	Supported Employment Scheme	700	:	:	:	:	:	:	:	:	1
	53	Employment Support Scheme	419	73	57	139	24	22	112	22	18	1
5.2	54	Pilot Employment Programme	171	1	3	:	:	:	:	:	:	1
5.3	51	Specialist Training Providers	1,944	1,663	1,378	745	595	506	885	746	613	1
Total category 5 - Integration of the disabled			3,234	:	:	:	:	:	:	:	:	


C.3.7 LMP participants by measure and by type of action: Ireland, 2003

 Category, measure number and name	Men and women						Women			Notes
	Total			Under 25s			Total			
	Stock	Entrants	Exits	Stock	Entrants	Exits	Stock	Entrants	Exits	
6 - Direct job creation										
6.2 23 Community employment scheme	19,856	27,870	32,789	479	889	963	11,043	16,133	18,265	1
Total category 6 - Direct job creation	19,856	27,870	32,789	479	889	963	11,043	16,133	18,265	
7 - Start-up incentives										
7 3 Back to work enterprise allowance (BWEA)	9,872	2,304	:	113	24	:	2,201	441*	:	1
Total category 7 - Start-up incentives	9,872	2,304	:	113	24	:	2,201	441*	:	
8 - Out-of-work income maintenance and support										
8.1 1 Unemployment benefit	79,216	186,240	:	17,424*	40,635	:	40,509	93,359	:	
2 Unemployment assistance	81,354	107,528	:	31,728*	41,737	:	32,542	42,990	:	
8.4 49 Redundancy Payments	n.r.	27,702	27,702	n.r.	:	:	n.r.	:	:	
8.5 50 Insolvency Payments	n.r.	5,140	5,140	n.r.	:	:	n.r.	:	:	
Total category 8 - Out-of-work income maintenance and support	160,570	326,610	:	49,152*	:	:	73,051	:	:	
9 - Early retirement										
9.2 12 Pre-retirement allowance	10,957	:	:	-	-	-	2,246	:	:	1
Total category 9 - Early retirement	10,957	:	:	-	-	-	2,246	:	:	


Notes

- 1 Stock: end-year figure.
- 2 Stock: start-year figure.
- 3 Data refer to 2002.
- 4 Entrants: total beneficiaries (new starts plus end-year stock).


C.3.8 LMP participants by measure and by type of action: Italia, 2003

 Category, measure number and name				Men and women						Women			Notes
				Total			Under 25s			Total			
				Stock	Entrants	Exits	Stock	Entrants	Exits	Stock	Entrants	Exits	
1 - Labour market services													
1													
Total category 1 - Labour market services				-	-	-	-	-	-	-	-	-	
2 - Training													
2	83	Prevention of long-term unemployment (ESF co-financed measures 2000-2006)		:	:	:	:	:	:	:	:	:	
	84	Integration and re-integration of disadvantaged groups into the labour market (ESF co-financed measures 2000-2006)		:	:	:	:	:	:	:	:	:	
	86	Integration of unemployed women into the labour market (ESF co-financed measures 2000-2006)		:	:	:	:	:	:	:	:	:	
2.2	24	Training & work contracts		189,226	:	:	66,607	:	:	69,607	:	:	
2.4	25	Apprenticeship		443,820	:	:	389,233	:	:	203,919	:	:	1
Total category 2 - Training				:	:	:	:	:	:	:	:	:	
3 - Job rotation and job sharing													
3.2	8	[Component] Solidarity contracts - Expansive solidarity contracts		584	:	:	64	:	:	297	:	:	2
Total category 3 - Job rotation and job sharing				584	:	:	64	:	:	297	:	:	

C.3.8 LMP participants by measure and by type of action: Italia, 2003

 Category, measure number and name			Men and women						Women			Notes
			Total			Under 25s			Total			
			Stock	Entrants	Exits	Stock	Entrants	Exits	Stock	Entrants	Exits	
4 - Employment incentives												
4.1	3	[Component] Incentives for hiring those registered in mobility lists - Open ended contracts	40,242	:	:	:	:	:	19,106	:	:	
	3	[Component] Incentives for hiring those registered in mobility lists - Temporary contracts	34,123	:	:	:	:	:	15,455	:	:	
	10	Reintegration contracts	91	:	:	5	:	:	44	:	:	
	32	Reintegration of managers in SMEs	115	:	:	-	:	:	10	:	:	
	35	Incentives for taking on employees in CIGS	447	:	:	4	:	:	136	:	:	
	36	Incentives for taking on long-term unemployed	397,991	:	:	58,859	:	:	184,922	:	:	
	51	Total triennial relief	127,612*	:	:	:	:	:	:	:	:	
	52	Total annual relief	n.s.	:	:	n.s.	:	:	n.s.	:	:	
	53	Vocational integration schemes	1,782	:	:	:	:	:	:	:	:	
	54	Vocational and guidance traineeships	n.s.	:	:	n.s.	:	:	n.s.	:	:	
	55	[Component] Subsidies for the reinsertion of ex-LSU - Labour cost subsidies	23,224*	:	:	:	:	:	:	:	:	3
	57	Tax relief for job creation	135,926*	:	:	-	:	:	:	:	:	
	59	Conversion of temporary apprenticeship contracts into permanent ones	79,430	:	:	58,195	:	:	38,353	:	:	
	60	Conversion of temporary training & work contracts into permanent ones	15,202	:	:	2,852	:	:	4,974	:	:	
	89	Total triennial relief (L.448/01)	70,889	:	:	:	:	:	:	:	:	
	91	Incentives to provide fixed-term jobs as replacement for workers on compulsory leave	12,503	:	:	2,532	:	:	11,369	:	:	
4.2	49	Realignment contracts	3,128	:	:	398	:	:	2,074	:	:	
Total category 4 - Employment incentives			942,705*	:	:	:	:	:	:	:	:	
5 - Integration of the disabled												
5.1	67	Exemption from social contributions for disadvantaged workers in social co-operatives	14,810	:	:	917	:	:	4,832	:	:	
	90	Incentives for employment of disabled people	1,385	:	:	71	:	:	598	:	:	
Total category 5 - Integration of the disabled			16,195	:	:	988	:	:	5,430	:	:	
6 - Direct job creation												
6.2	11	Socially useful work (LSU)	58,467	3,317	17,616	68	5	46	30,041	1,835	6,820	
Total category 6 - Direct job creation			58,467	3,317	17,616	68	5	46	30,041	1,835	6,820	


C.3.8 LMP participants by measure and by type of action: Italia, 2003

 Category, measure number and name				Men and women						Women			Notes
				Total			Under 25s			Total			
				Stock	Entrants	Exits	Stock	Entrants	Exits	Stock	Entrants	Exits	
7 - Start-up incentives													
7	19	Loans for one-person businesses	12,753	12,753	:	:	:	:	:	:	:		
	55	[Component] Subsidies for the reinsertion of ex-LSU - Self-employed	n.s.	:	:	:	:	:	:	:	:	3	
	65	Relief for workers under 32 starting their own business	n.r.	:	:	n.r.	:	:	n.r.	:	:		
	87	Development of entrepreneurship (ESF co-financed measures 2000-2006)	n.r.	:	:	n.r.	:	:	n.r.	:	:		
Total category 7 - Start-up incentives			12,753	:	:	:	:	:	:	:	:		
8 - Out-of-work income maintenance and support													
8.1	3a	Mobility allowance	97,316	80,155	70,499	1,181*	:	:	34,556*	:	:		
	71	Ordinary unemployment benefit (outside agriculture)	96,580	:	:	4,048	:	:	53,688	:	:		
	72	Ordinary unemployment benefit with reduced requirements (outside agriculture)	107,746	:	:	8,511	:	:	64,683	:	:		
	73	Ordinary unemployment benefit in the agricultural sector	37,726	:	:	2,801	:	:	22,174	:	:		
	74	Special unemployment benefit in the agricultural sector (66%)	48,211	:	:	2,750	:	:	16,754	:	:		
	75	Special unemployment benefit in the agricultural sector (40%)	53,239	:	:	3,543	:	:	30,219	:	:		
	76	Unemployment benefit with reduced requirements in the agricultural sector	1,998	:	:	217	:	:	1,054	:	:		
	77	Special unemployment benefit in the construction sector	4,516	:	:	132	:	:	90	:	:		
	78	Ordinary unemployment benefit in the construction sector	17,298	:	:	369	:	:	367	:	:		
8.2	8	[Component] Solidarity contracts - Defensive solidarity contracts	-	:	:	-	:	:	-	:	:	2	
	80	Ordinary Wage Compensation Fund	68,845*	:	:	:	:	:	:	:	:	4	
	81	Extraordinary Wage Compensation Fund	61,994*	:	:	:	:	:	:	:	:		
Total category 8 - Out-of-work income maintenance and support			595,469*	:	:	:	:	:	:	:	:		
9 - Early retirement													
9.2	16	Early retirement	111,977	4,004	:	-	-	-	21,809	1,081	:	5	
Total category 9 - Early retirement			111,977	4,004	:	-	-	-	21,809	1,081	:		


Notes

- 1 Data exclude persons aged under 18 who are assumed to have moved into apprenticeship directly from compulsory education - decision of the LMP Task Force on Apprenticeship, 2003.
- 2 Beneficiaries of defensive contracts are registered under measures I-80 and I-81 in category 8.
- 3 Mixed measure in categories 4 and 7. The breakdown by component is not known so all expenditure and participants have been allocated to category 4, which is assumed to be the most important component.
- 4 Stock: estimate of full-time equivalents
- 5 Data exclude persons still in receipt of benefits but who have reached the normal retirement age (65 for men and 60 for women). Stock: start-year figure.

C.3.9 LMP participants by measure and by type of action: Luxembourg, 2003

 Category, measure number and name			Men and women						Women			Notes
			Total			Under 25s			Total			
			Stock	Entrants	Exits	Stock	Entrants	Exits	Stock	Entrants	Exits	
1 - Labour market services												
1												
Total category 1 - Labour market services			-	-	-	-	-	-	-	-	-	
2 - Training												
2 26 Training course for vocational reinsertion			135	224	:	-	-	:	41	72	:	
2.1 11 Training for entering or re-entering the labour market			:	:	:	:	:	:	:	:	:	
12 Vocational retraining (workers)			:	:	:	:	:	:	:	:	:	
2.2 24 Temporary auxiliary contract			1,175	1,992	:	867	:	:	508	833	:	
25 Training course of insertion in enterprise			122	183	:	88	:	:	17	19	:	
2.4 29 Apprenticeship for adults			156	:	:	109	:	:	66	:	:	
Total category 2 - Training			:	:	:	:	:	:	:	:	:	
3 - Job rotation and job sharing												
3												
Total category 3 - Job rotation and job sharing			-	-	-	-	-	-	-	-	-	
4 - Employment incentives												
4 3 Aid to re-enter the labour market			:	1,602	:	:	:	:	:	:	:	
4.1 6 Aid for employing long-term and older unemployed			:	196	:	-	-	-	:	:	:	
7 Mobility allowance			:	185	:	:	:	:	:	:	:	
9 Income tax reduction for employing unemployed people			:	367	:	:	:	:	:	:	:	
Total category 4 - Employment incentives			:	2,350	:	:	:	:	:	:	:	
5 - Integration of the disabled												
5.1 21 Measures of professional (re)integration of disabled workers			:	564	:	:	57	:	:	130	:	
22 Adaptation of the workplace for disabled workers			n.r.	1	:	n.r.	:	:	n.r.	-	:	
23 Reimbursement of supplementary leave for disabled workers			:	610	:	:	:	:	:	148	:	
27 Creation of positions for the disabled			:	50	:	:	:	:	:	:	:	
5.3 20 Vocational training and retraining measures for disabled workers			:	8	:	:	:	:	:	:	:	
Total category 5 - Integration of the disabled			:	1,233	:	:	:	:	:	:	:	
6 - Direct job creation												
6.1 13 Subsidies for the creation of jobs of socio-economic value			-	-	-	-	-	-	-	-	-	
6.2 10 Socially useful works			223	667	:	51	:	:	74	:	:	
2 Extraordinary works of general interest			65	:	:	-	:	:	:	:	:	
28 Pool of assistants			114	144	:	18	:	:	54	65	:	
Total category 6 - Direct job creation			402	:	:	69	:	:	:	:	:	


C.3.9 LMP participants by measure and by type of action: Luxembourg, 2003

 Category, measure number and name		Men and women						Women			Notes
		Total			Under 25s			Total			
		Stock	Entrants	Exits	Stock	Entrants	Exits	Stock	Entrants	Exits	
7 - Start-up incentives											
7	14	Subsidies for the creation of businesses by the unemployed									
		:	28	:	:	:	:	:	:	:	
Total category 7 - Start-up incentives		:	28	:	:	:	:	:	:	:	
8 - Out-of-work income maintenance and support											
8.1	5	Unemployment compensation									
		3,938	7,124	:	:	:	:	1,749	:	:	
8.2	1	Partial unemployment benefit									
		:	647	:	:	:	:	:	:	:	
	4	Compensation for unemployment due to technical reasons or bad weather in the building sector									
		:	15,282	:	:	:	:	:	:	:	
8.5	8	Debt guarantee in case of employer closing down									
		n.r.	1,244	1,244	n.r.	:	:	n.r.	:	:	
Total category 8 - Out-of-work income maintenance and support		:	24,297	:	:	:	:	:	:	:	
9 - Early retirement											
9.1	19	Early retirement									
		1,251	525	:	-	-	:	:	:	:	
Total category 9 - Early retirement		1,251	525	:	-	-	:	:	:	:	


Notes

C.3.10 LMP participants by measure and by type of action: Nederland, 2003

Number of participants

 Category, measure number and name	Men and women						Women			Notes
	Total			Under 25s			Total			
	Stock	Entrants	Exits	Stock	Entrants	Exits	Stock	Entrants	Exits	
1 - Labour market services										
1										
Total category 1 - Labour market services	-	-	-	-	-	-	-	-	-	-
2 - Training										
2 40 SVWW - Stimulation of fulfilling vacancies by unemployed and employed at risk	8,800*	10,900*	:	:	:	:	:	:	:	:
41 Comprehensive reintegration	135,000	70,200	:	:	:	:	:	:	:	:
2.4 1 [Component] WVA - Act on reduction of employers tax and social security contributions - VO	85,000*	42,000	:	:	:	:	:	:	:	1
Total category 2 - Training	228,800*	123,100*	:	:	:	:	:	:	:	:
3 - Job rotation and job sharing										
3.1 37 Career break	248	:	:	:	:	:	:	:	:	2
Total category 3 - Job rotation and job sharing	248	:	:	:	:	:	:	:	:	:
4 - Employment incentives										
4.1 1 [Component] WVA - Act on reduction of employers tax and social security contributions - VLW	54,000*	54,000	:	:	:	:	:	:	:	1
14 RSP - Regulation on employment in domestic services	600	300	:	:	:	:	:	:	:	2
Total category 4 - Employment incentives	54,600*	54,300	:	:	:	:	:	:	:	:
5 - Integration of the disabled										
5.2 6 WSW - Sheltered employment act	96,430	6,980	5,510	5,790	1,890	440	24,110	2,370	1,320	2
Total category 5 - Integration of the disabled	96,430	6,980	5,510	5,790	1,890	440	24,110	2,370	1,320	
6 - Direct job creation										
6 3 Regulation on I/D-jobs for long-term unemployed (former WI1/EWLW)	44,442	852	7,225	755	58	167	23,220	402	4,151	2
6.2 42 WIW-jobs (basic subsidy) + WIW-work-experience positions	27,094	9,633	12,569	:	:	:	:	:	:	2
Total category 6 - Direct job creation	71,536	10,485	19,794	:	:	:	:	:	:	:
7 - Start-up incentives										
7										
Total category 7 - Start-up incentives	-	-	-	-	-	-	-	-	-	-


C.3.10 LMP participants by measure and by type of action: Nederland, 2003

 Category, measure number and name			Men and women						Women			Notes
			Total			Under 25s			Total			
			Stock	Entrants	Exits	Stock	Entrants	Exits	Stock	Entrants	Exits	
8 - Out-of-work income maintenance and support												
8.1	31	WW - Unemployment insurance	286,600	386,600	315,500	18,300	57,800	45,000	118,200	161,500	135,500	2
	32	TW - Supplementary benefits	84,000	:	:	:	:	:	:	:	:	2,3
	33	Abw - National assistance benefit (IOAW and IOAZ included)	377,406	110,300	102,480	:	:	:	205,069	49,806*	47,037	2,4
	34	IOAW - Income provisions for older or partially disabled, formerly unemployed persons	-	-	-	-	-	-	-	-	-	4
	35	IOAZ - Income provisions for older or partially disabled, formerly self-employed persons	-	-	-	-	-	-	-	-	-	4
8A	-	<i>Adjustment for double counting</i>	-19,700	:	:	:	:	:	:	:	:	3
Total category 8 - Out-of-work income maintenance and support			728,306	:	:	:	:	:	:	:	:	
9 - Early retirement												
9												
Total category 9 - Early retirement			-	-	-	-	-	-	-	-	-	

Notes


- 1 Stock: estimate of full-time equivalents based on total expenditure and the fixed rate tax reduction allowable per person per year for both VO and VLW (2485 Euros).
- 2 Stock: end-year figure.
- 3 TW is a supplementary benefit and part of the stock (19,700) also receive benefits covered under measure NL-31 (WW).
- 4 Participants for measures NL-34 IOAW and NL-35 IOAZ are included under NL-33 ABW.

C.3.11 LMP participants by measure and by type of action: Österreich, 2003


 Category, measure number and name			Men and women						Women			Notes
			Total			Under 25s			Total			
			Stock	Entrants	Exits	Stock	Entrants	Exits	Stock	Entrants	Exits	
1 - Labour market services												
1.1	16	Counselling for job seekers and enterprises	2,498	34,860	35,461	156	4,698	4,773	910	17,336	17,671	
	54	[Component] Counselling and support of employment seekers & services for employers (PES) - Individual case-management	171,725*	591,166*	550,351*	28,393*	141,447*	130,847*	72,858*	245,203*	230,969*	
Total category 1 - Labour market services			174,223*	626,026*	585,812*	28,549*	146,145*	135,620*	73,768*	262,539*	248,640*	
2 - Training												
2	18	[Component] Employment foundations - Training and guidance	5,332	7,256	6,211	896	1,282	930	1,859	2,507	1,852	1
	46	Community initiative ADAPT	-	-	-	-	-	-	-	-	-	2
2.1	7	Promotion of occupational mobility - course cost and course related cost	36,040	183,339	186,946	12,840	50,697	49,566	18,649	92,512	94,590	
	8	Promotion of occupational mobility - living allowance	36,407	167,368	169,741	12,504	44,232	43,247	18,007	82,096	83,599	
	9	Unemployment benefit (ALG) for training after parental leave	15	97	87	1	4	4	14	94	84	
	12	Support for training in institutions	25,545	141,591	140,247	8,523	37,698	35,617	12,585	69,236	68,903	
	25	[Component] Further training allowance - Institutional training	1,124	1,632	873	183	342	187	722	951	493	3
2.2	13	Support for training in enterprises - support persons in enterprises for training measures (support of qualification for employees)	9,886	54,368	57,738	1,728	9,711	10,343	8,314	44,476	47,091	
2.4	11	Promotion of apprenticeship training and vocational training	3,530	4,136	4,375	3,484	4,093	4,317	1,583	1,776	1,888	
	32	JASG training courses	3,357	10,035	8,498	3,357	10,035	8,498	1,627	4,727	4,073	
	60	Adjustment for double counting category 2	-52,810*	n.r.	n.r.	-17,256*	n.r.	n.r.	-26,668*	n.r.	n.r.	
Total category 2 - Training			68,426*	569,822	574,716	26,260*	158,094	152,709	36,692*	298,375	302,573	
3 - Job rotation and job sharing												
3.1	25	[Component] Further training allowance - Job rotation	n.s.	n.s.	n.s.	n.s.	n.s.	n.s.	n.s.	n.s.	n.s.	3
	26	Solidarity premium model (SOL)	27	-	27	2	-	1	9	-	6	
Total category 3 - Job rotation and job sharing			27	-	27	2	-	1	9	-	6	
4 - Employment incentives												
4.1	5	Promotion of regional mobility and entry into employment - travel allowance	1,131	1,846	1,953	842	1,199	1,303	632	1,087	1,144	
	6	Promotion of regional mobility and entry into employment - childcare allowance	4,580	10,694	12,088	430	930	1,130	4,461	10,417	11,786	
	15	Integration subsidy (BEB, BESEB, EB)	9,058	20,552	20,642	1,536	3,397	3,143	4,620	10,175	10,207	
4.2	19	Promotion of investment and restructuring	7,550*	7,070	:	:	:	:	:	:	:	4
	30	Bonus/malus system and unemployment insurance	26,039	22,821	21,623	-	-	-	8,389	7,876	7,646	
4	61	Adjustment for double counting category 4	-152*	n.r.	n.r.	-24*	n.r.	n.r.	-127*	n.r.	n.r.	
Total category 4 - Employment incentives			48,206*	62,983	:	:	:	:	:	:	:	

C.3.11 LMP participants by measure and by type of action: Österreich, 2003

Number of participants

 Category, measure number and name	Men and women						Women			Notes	
	Total			Under 25s			Total				
	Stock	Entrants	Exits	Stock	Entrants	Exits	Stock	Entrants	Exits		
5 - Integration of the disabled											
5.1 34	Work adjustment backup system and job assistance for the disabled	:	11,625	:	:	4,530	:	:	4,937	:	5
	37	Support for employment of the disabled through the BSBs	:	11,755	:	:	618	:	4,272	:	5
5.2 43	Subsidies for contracted out work (BSB)	n.r.	850*	n.r.	n.r.	:	n.r.	n.r.	:	n.r.	
	44	Integration enterprises (BSB)	1,399	1,774	:	:	85	:	474	601	5,6
5.3 35	Vocational training for the disabled	:	3,656	:	:	1,265	:	:	1,714	:	5
Total category 5 - Integration of the disabled		:	29,660*	:	:	:	:	:	:	:	
6 - Direct job creation											
6.1 27	Childcare institutions	306	222	369	41	37	51	306	222	369	
6.2 14	Socio-economic enterprises (SÖB) and non-profit employment projects (GBP)	4,658	9,061	8,783	1,407	2,881	2,531	2,253	4,005	3,918	
	29	Support for integration in the non-profit sector (GEB)	11	-	16	4	-	6	7	-	9
Total category 6 - Direct job creation		4,975	9,283	9,168	1,452	2,918	2,588	2,566	4,227	4,296	
7 - Start-up incentives											
7 17	Business start-up programme (GB)	853	3,947	4,347	46	217	238	270	1,289	1,442	
	18	[Component] Employment foundations - Support for business start-ups	n.s.	n.s.	n.s.	n.s.	n.s.	n.s.	n.s.	n.s.	1
Total category 7 - Start-up incentives		853	3,947	4,347	46	217	238	270	1,289	1,442	
8 - Out-of-work income maintenance and support											
8.1 1	Unemployment benefit	128,223	593,491	583,161	24,038	138,027	130,658	50,856	228,558	223,893	
	2	Unemployment assistance	90,101	220,121	214,195	8,559	38,460	34,769	36,903	93,829	90,438
	36	Special unemployment assistance	46	30	379	5	8	53	44	30	363
8.2 20	Short-time working allowance	n.s.	5,162	5,162	n.s.	n.s.	n.s.	n.s.	2,043	2,043	
	21	Bad weather compensation (Builders' Holiday and Severance Payments Fund)	1,569*	25,583*	:	:	:	:	:	:	
8.5 33	Insolvency-bankruptcy compensation	n.r.	38,500*	:	n.r.	:	:	n.r.	:	:	
Total category 8 - Out-of-work income maintenance and support		219,939*	882,887*	:	:	:	:	:	:	:	


C.3.11 LMP participants by measure and by type of action: Österreich, 2003

 Category, measure number and name		Men and women						Women			Notes	
		Total			Under 25s			Total				
		Stock	Entrants	Exits	Stock	Entrants	Exits	Stock	Entrants	Exits		
9 - Early retirement												
9.2	3	Transfer benefits to facilitate transition into retirement - Special support (SUG)	1,927	100	206	-	-	-	67	3*	7*	
	4	Pension advances	23,374	53,437	31,441	157	498	329	8,379	20,882	12,041	7
	49	Part-time pay/support for older workers	31,387	21,946	1,804	-	-	-	14,963	9,859	885	
Total category 9 - Early retirement			56,688	75,483	33,451	157	498	329	23,409	30,744*	12,933*	


Notes

- 1 Mixed measure (categories 2 and 7) - it is not possible to separate the data so all participants are allocated to training, which is the most important component.
- 2 Participation in the measure has ended.
- 3 Mixed measure (categories 2 and 3) - it is not possible to separate the data so all participants are allocated to training, which is the most important component.
- 4 Entrants: number of jobs promoted and secured during the year. 821 of these were newly created jobs. Stock: average of two year-end figures.
- 5 Entrants: total beneficiaries (new starts plus end-year stock).
- 6 Stock: start-year figure.
- 7 Includes some applicants for invalidity pension.

C.3.12 LMP participants by measure and by type of action: Portugal, 2003


 Category, measure number and name			Men and women						Women			Notes
			Total			Under 25s			Total			
			Stock	Entrants	Exits	Stock	Entrants	Exits	Stock	Entrants	Exits	
1 - Labour market services												
1.1	95	[Component] Public employment services - Individual case-management	:	137,876	:	:	:	:	:	:	:	
Total category 1 - Labour market services			:	137,876	:	:	:	:	:	:		
2 - Training												
2	99	PROFIJ - Training programme for the integration of youngsters (Azores)	563	757	173	563	757	173	220	296	65	1
	96	[Component] Integration enterprises - Training	2,989*	1,794*	1,565*	512*	315*	299*	2,329*	1,315*	1,189*	2
2.1	14	Training grants for workers	71	127	89	23	28	14	46	51	31	3
	63	Initial training (excluding apprenticeship)	4,344*	7,691	6,410	3,699*	6,501	5,336	2,280*	4,029	3,390	4
	64	Training for unemployed	7,572*	24,833	27,521	1,913*	6,211	6,957	5,149*	16,482	18,935	4
	67	Special training for disadvantaged groups	2,878*	6,108	5,556	677*	1,327	1,367	2,105*	4,546	3,949	4
	103	Intervention for vocational training and employment	n.s.	93	:	n.s.	:	:	n.s.	:	:	
	115	Vocational training for young and adults	2,750	4,618	757	1,438	1,971	726	1,755	3,121	233	
2.2	21	[Component] Promotion of vocational training and employment to conserve the cultural heritage - Training	2	-	24	2	-	7	2	-	16	5
	22	Practical vocational training	5,903	8,898	7,749	3,619	5,316	4,818	3,963	5,935	5,223	
	98	Placement programme (Azores)	222	523	265	154	363	176	152	358	167	1
	127	[Component] Life and Work Programme (Madeira) - Socio-professional integration training period	-	-	-	-	-	-	-	-	-	6
	105	Practical vocational training aiming at socio-professional integration	n.s.	572	:	n.s.	:	:	n.s.	:	:	
2.3	127	[Component] Life and Work Programme (Madeira) - Theoretical-practical training	n.s.	2	n.s.	n.s.	1	n.s.	n.s.	-	n.s.	6
	9	Training/employment schemes for young people, specialists, managers and adults	19	32	3	1	2	-	14	23	-	
	20	Vocational training workshops programme	1,246	693	1,548	240	128	275	978	541	1,218	
	112	Youth training and employment (Madeira)	46	67	92	46	67	91	37	49	69	
	113	Adult training and employment (Madeira)	45	75	67	-	-	-	42	71	59	
	123	[Component] PRETMAD - Regional Employment Plan for Trás-os-Montes and Alto Douro - PFITMAD	n.s.	397	:	n.s.	:	:	n.s.	:	:	
2.4	7	Apprenticeship training for young people	14,705	10,107	8,352	14,652	10,069	8,292	5,869	3,871	2,888	
Total category 2 - Training			43,355*	67,387*	:	27,539*	:	:	24,941*	:	:	
3 - Job rotation and job sharing												
3.1	116	Employment-training rotation program	n.s.	42	:	n.s.	:	:	n.s.	:	:	
Total category 3 - Job rotation and job sharing			-	42	:	-	:	:	-	:	:	

C.3.12 LMP participants by measure and by type of action: Portugal, 2003


 Category, measure number and name			Men and women						Women			Notes
			Total			Under 25s			Total			
			Stock	Entrants	Exits	Stock	Entrants	Exits	Stock	Entrants	Exits	
4 - Employment incentives												
4	96	[Component] Integration enterprises - Integration premiums	2,989	1,794	1,565	512	315	299	2,329	1,315	1,189	2
	117	PREAMP - Regional employment plan in the metropolitan area of Porto	:	412	:	:	:	:	:	:	:	
	122	Social employment market (Azores)	9	17	:	2	2	:	4	8	:	1
4.1	23	Subsidies for permanent employment contracts	n.r.	1,185	44	n.r.	532	10	n.r.	814	36	
	24	Local employment initiatives - ILE	n.r.	2,588	58	n.r.	697	17	n.r.	1,412	29	
	29	Job creation for young people through exemptions or reductions from compulsory social security contributions	:	134,977	:	:	63,116	:	:	59,722	:	7
	37	Exemption or reduction from social security contributions to promote recruitment of long-term unemployed	:	9,045	:	:	460	:	:	5,689	:	7
	62	Salary compensation	:	:	:	:	:	:	:	:	:	
	127	[Component] Life and Work Programme (Madeira) - Employment support	-	-	-	-	-	-	-	-	-	6
	127	[Component] Life and Work Programme (Madeira) - Socio-professional integration premium	-	-	-	-	-	-	-	-	-	6
	106	Premium for socio-vocational integration	n.r.	109	:	n.r.	:	:	n.r.	:	:	
	107	Employment incentive	:	646	:	:	:	:	:	:	:	
	118	PREA - Regional employment plan in Alentejo	-	-	-	-	-	-	-	-	-	8
	123	[Component] PRETMAD - Regional Employment Plan for Trás-os-Montes and Alto Douro - Integration premiums	n.s.	32	:	n.s.	:	:	n.s.	:	:	
	125	Integration premium	n.r.	131	:	n.r.	:	:	n.r.	:	:	
Total category 4 - Employment incentives			:	:	:	:	:	:	:	:	:	
5 - Integration of the disabled												
5.1	31	Reduction of social security contributions to facilitate vocational integration of disabled persons	:	3,494	:	:	237	:	:	1,196	:	7
	68	Promotion of socio-professional integration of disabled	:	476	20	:	231	18	:	187	6	
	69	Self-employment for disabled	n.r.	31	1	n.r.	6	-	n.r.	4	-	
5.2	33	Sheltered employment	502	26	14	303	10	12	200	12	3	
5.3	34	Vocational preparation schemes for disabled persons	:	9,706	:	:	:	:	:	:	:	
	84	Training and occupational integration of young people and adults with disabilities (Madeira)	60	45	48	56	42	43	19	14	19	
Total category 5 - Integration of the disabled			:	13,778	:	:	:	:	:	:	:	

C.3.12 LMP participants by measure and by type of action: Portugal, 2003

Number of participants

	Category, measure number and name		Men and women						Women			Notes
			Total			Under 25s			Total			
			Stock	Entrants	Exits	Stock	Entrants	Exits	Stock	Entrants	Exits	
6 - Direct job creation												
6.1	97	INTEGRA - Programme for adult integration (Azores)	n.r.	7	7	n.r.	6	6	n.r.	6	6	
6.2	3	Employment scheme for persons in receipt of unemployment benefits	15,974	25,701	22,375	1,975	3,509	2,996	12,264	19,864	17,512	
	4	Employment scheme for unemployed persons in need	3,615	6,466	6,208	680	1,120	1,065	2,627	4,664	4,521	
	86	Programme for temporary placement of those receiving unemployment benefit (Azores)	212	247	136	44	53	35	155	199	112	1
	110	Occupational program for adult unemployed (Madeira)	46	61	128	-	1	1	35	47	100	
	111	Youth work experience (Madeira)	17	37	81	17	37	81	12	27	57	
	114	Social employment scheme for the unemployed - PROSA (Azores)	70	156	296	12	25	60	50	112	213	1
	119	Insertion-Employment program	2,474	2,221	2,586	408	387	416	1,891	1,645	2,013	
	124	PIBI - Beira Interior Intervention Plan	n.s.	13	n.s.	n.s.	:	n.s.	n.s.	:	n.s.	
	128	Occupational programme for the unemployed (Madeira)	43	186	22	19	82	10	29	126	16	
Total category 6 - Direct job creation			22,451	35,095	31,839	3,155	:	4,670	17,063	:	24,550	
7 - Start-up incentives												
7	21	[Component] Promotion of vocational training and employment to conserve the cultural heritage - Start-up of self-employed	-	-	-	-	-	-	-	-	-	5
	25	Subsidies for creation of self-employed	n.r.	1,634	7	n.r.	58	-	n.r.	618	2	
	26	Support for entry into self-employment - ACPE (Madeira)	n.r.	4	4	n.r.	1	1	n.r.	3	3	9
	108	Incentives for self-employment	n.r.	25	:	n.r.	:	:	n.r.	:	:	
Total category 7 - Start-up incentives			-	1,663	:	-	:	:	-	:	:	
8 - Out-of-work income maintenance and support												
8.1	75	Unemployment subsidy	164,571	174,630	63,023	10,941	22,471	8,462	87,600	94,442	33,544	
	76	Unemployment assistance	83,628	60,134	87,983	11,144	15,038	20,390	52,852	35,954	54,991	
8.2	1	Short-time working or temporary suspension of employment	:	:	:	:	:	:	:	:	:	
	126	Wage compensation in case of emergency	n.r.	:	:	n.r.	:	:	n.r.	:	:	
8.3	104	Partial unemployment benefit	:	:	:	:	:	:	:	:	:	
8.5	61	Payment of backdated earnings from bankrupt or insolvent firms	:	:	:	:	:	:	:	:	:	
Total category 8 - Out-of-work income maintenance and support			:	:	:	:	:	:	:	:	:	

C.3.12 LMP participants by measure and by type of action: Portugal, 2003


 Category, measure number and name	Men and women						Women			Notes
	Total			Under 25s			Total			
	Stock	Entrants	Exits	Stock	Entrants	Exits	Stock	Entrants	Exits	
9 - Early retirement										
9.2 41 Early retirement for the elderly unemployed	34,154	28,515	:	-	-	-	11,254	10,029	:	10
44 Early retirement agreements between workers and employers	979	:	:	-	-	-	89	:	:	
Total category 9 - Early retirement	35,133	:	:	-	-	-	11,343	:	:	

Notes


- 1 Stock: end-year figure.
- 2 Mixed measure (categories 2 and 4). Some participants are counted in both categories. Data on training are not available and were assumed to be equal to those in component 4.
- 3 Data do not cover the persons employed at risk involved in this programme.
- 4 Regular placements organised through the PES on the mainland and Madeira (IEFP+DRFP) plus persons placed through the ESF (IGFSE).
- 5 Measure coming to an end.
- 6 First year of implementation limited to the training component.
- 7 A small number of participants cannot be accurately allocated between measures P-29, P-31 and P-37. Participants by measure may therefore be slightly under or over-stated but the total for the three is correct.
- 8 Measure not applied in in 2003.
- 9 Measure limited to Madeira since 2003.
- 10 Entrants: total beneficiaries (new starts plus end-year stock).

C.3.13 LMP participants by measure and by type of action: Suomi/Finland, 2003

Number of participants

 Category, measure number and name	Men and women						Women			Notes	
	Total			Under 25s			Total				
	Stock	Entrants	Exits	Stock	Entrants	Exits	Stock	Entrants	Exits		
1 - Labour market services											
1.1 20	Vocational guidance	n.r.	30,497	:	n.r.	11,576	:	n.r.	:	:	1
22	Vocational rehabilitation	761	12,974	:	:	:	:	:	:	:	2
47	Interviews and individual action plans	n.r.	234,999	:	n.r.	:	:	n.r.	117,228	:	3
48	Integration	n.r.	6,988	:	n.r.	1,380	:	n.r.	4,176	:	4
49	Job-clubs	727	25,750	27,007	139*	4,935	5,176*	423*	14,968	15,699*	
Total category 1 - Labour market services		1,488	311,208	:	:	:	:	:	:	:	
2 - Training											
2.1 6	Labour market training	29,898	80,181	78,457	4,624*	12,400	12,502	15,334*	41,123	40,888	
17	Training allowance	1,500	1,326	:	-	-	-	1,102*	974	:	
24	The adult training supplement of the training and redundancy fund	647	1,427	:	-	-	-	350*	772	:	5
2.2 12	Employment subsidy for coaching for working life	1,091	4,517	4,188	315	1,231	1,209*	756	3,175	2,902*	
15	Trainee work/coaching for working life with labour market support	10,694	39,649	37,810	7,006	26,187	24,771*	6,827	24,744	24,138*	
2.4 7	Apprenticeship for the unemployed	3,925	3,689	3,344	1,647	1,684	1,403*	2,008	1,837	1,711*	
2A -	<i>Adjustment for double counting</i>	-338	-746					-183	-404		
Total category 2 - Training		47,417	130,043	:	13,592*	41,502	39,885*	26,194*	72,221	:	
3 - Job rotation and job sharing											
3.1 16	Job rotation	6,428	10,233	:	1,243*	1,979	:	4,594	7,317	:	
3.2 13	Part-time pay supplement	2,420	3,870	4,162	186	324	320*	2,178	3,480	3,746*	
Total category 3 - Job rotation and job sharing		8,848	14,103	:	1,429*	2,303	:	6,772	10,797	:	
4 - Employment incentives											
4.1 10	Employment subsidy, private companies	2,782	6,192	6,197	527	1,278	1,174*	1,590	3,469	3,542*	
35	Combined subsidy	17,333	26,778	22,352	502	940	647*	10,060	14,387	12,973*	
Total category 4 - Employment incentives		20,115	32,970	28,549	1,029	2,218	1,821*	11,650	17,856	16,515*	
5 - Integration of the disabled											
5.2 34	Employment supporting activity of the municipalities	2,744*	2,900*	:	194*	205*	:	1,098*	1,160*	:	1,6
5.3 25	Rehabilitation activities of the social insurance institution	4,305	17,198	:	869*	3,471	:	:	:	:	1
26	Rehabilitation activities of the employment pension scheme	1,595	5,548	2,237	:	:	:	726	2,781	1,018*	1
27	Rehabilitation activities of the accident and traffic insurance	600*	2,000	:	:	:	:	:	:	:	1
Total category 5 - Integration of the disabled		9,244*	27,646*	:	:	:	:	:	:	:	


C.3.13 LMP participants by measure and by type of action: Suomi/Finland, 2003

 Category, measure number and name			Men and women						Women			Notes
			Total			Under 25s			Total			
			Stock	Entrants	Exits	Stock	Entrants	Exits	Stock	Entrants	Exits	
6 - Direct job creation												
6.2	8	Temporary government employment	2,645	4,829	4,819	105	252	191*	1,430	2,218	2,605*	
	9	Employment subsidy, municipalities	7,658	15,127	16,133	1,162	2,883	2,448*	5,350	10,521	11,271*	
	36	Rehabilitative work experience	1,220	5,601	:	116*	533	:	537*	2,465	:	
Total category 6 - Direct job creation			11,523	25,557	:	1,383*	3,668	:	7,317*	15,204	:	
7 - Start-up incentives												
7	11	Start-up grant	1,954	3,864	3,467	178	378	316*	928	1,796	1,647*	
Total category 7 - Start-up incentives			1,954	3,864	3,467	178	378	316*	928	1,796	1,647*	
8 - Out-of-work income maintenance and support												
8.1	1	Earnings-related unemployment allowance	120,547	176,474	:	5,847*	8,560	:	63,927*	93,585	:	
	2	Basic unemployment allowance	15,815	30,527	:	3,636*	7,018	:	7,500*	14,477	:	
	4	Labour market support (passive component)	124,224	58,187	:	42,742*	20,020	:	57,357*	26,866	:	
8.2	30	Earnings related adjusted unemployment allowance as partial unemployment benefit	673	2,677	:	71*	282	:	304*	1,211	:	
	32	Adjusted basic unemployment allowance or labour market support as partial unemployment benefit	8	79	:	1*	10	:	3*	30	:	
8.3	31	Earnings related adjusted unemployment allowance as part-time unemployment benefit	17,923	26,566	:	876*	1,298	:	13,186*	19,545	:	
	33	Adjusted basic unemployment allowance or labour market support as part-time unemployment benefit	13,258	20,490	:	5,468*	8,450	:	8,854*	13,683	:	
8.4	23	Redundancy payment	n.r.	3,607	3,607	n.r.	-	-	n.r.	1,495	1,495	
8.5	28	Pay security	n.r.	7,503	7,503	n.r.	:	:	n.r.	:	:	
Total category 8 - Out-of-work income maintenance and support			292,448	326,110	:	58,641*	:	:	151,131*	:	:	
9 - Early retirement												
9.2	3	Unemployment pension	52,992	10,917	12,146	-	-	-	27,955	5,776	6,261	
Total category 9 - Early retirement			52,992	10,917	12,146	-	-	-	27,955	5,776	6,261	


Notes

- 1 Entrants: total beneficiaries (new starts plus end-year stock).
- 2 Entrants: total number of activities financed by the Labour Administration. A person in rehabilitation usually benefits from various activities during rehabilitation (examinations, ability testing, job trials, etc).
- 3 Entrants include the Individual action plans which have been made during the year.
- 4 Entrants are the integration plans which have been made during the year.
- 5 52.3% of the entrants are also counted as participants in Labour market training (FIN-6).
- 6 Stock: end-year figure.

C.3.14 LMP participants by measure and by type of action: Sverige, 2003

 Category, measure number and name				Men and women						Women			Notes
				Total			Under 25s			Total			
				Stock	Entrants	Exits	Stock	Entrants	Exits	Stock	Entrants	Exits	
1 - Labour market services													
1.1	20	Individual guidance service	483,456	:	:	82,424	:	:	250,160	:	:		
	42	Activity Guarantee	:	:	:	:	:	:	:	:	:		
Total category 1 - Labour market services				:	:	:	:	:	:	:	:		
2 - Training													
2	14	Employability rehabilitation programme	5,378	19,134	17,601	659	2,461	2,052	2,658	9,583	8,710	1	
	43	Activities within counselling, guidance and placement services	21,204	43,948	39,668	497	1,840	1,883	10,027	19,914	18,445		
	47	Projects with Employment Policy Orientation	1,236	2,293	3,921	111	379	424	664	958	2,077		
2.1	6	Computer/activity centres	2,874	12,270	13,921	410	2,243	2,351	1,471	6,277	7,143		
	11	On-the-job training	n.s.	n.s.	:	n.s.	n.s.	:	n.s.	n.s.	:	2	
	22	Study allowance for the unemployed (SVUXA)	n.s.	n.s.	:	n.s.	n.s.	:	n.s.	n.s.	:	2	
	41	[Component] Special training grant (UBS) - Unemployed	n.s.	n.s.	:	n.s.	n.s.	:	n.s.	n.s.	:	2	
	49	Preparatory Training Courses	11,289	37,455	42,031	1,456	6,158	6,500	5,739	17,557	20,154		
	50	Employment Training	11,212	19,041	23,605	1,769	3,459	3,854	5,308	7,780	9,851		
2.2	3	International practice scholarship	231*	524	:	:	:	:	:	:	:		
Total category 2 - Training				53,424*	134,665	:	:	:	:	:	:	:	
3 - Job rotation and job sharing													
3.1	41	[Component] Special training grant (UBS) - Employees with replacement	n.s.	n.s.	:	n.s.	n.s.	:	n.s.	n.s.	:	2	
	53	Career Break	223	604	1,146	:	:	:	156	423	768	3	
Total category 3 - Job rotation and job sharing				223	604	:	:	:	156	423	:	:	
4 - Employment incentives													
4.1	7	Municipal youth programme	2,943	10,018	10,192	2,943	10,018	10,192	1,487	5,029	5,121		
	15	Mobility allowance	n.r.	19,588	:	n.r.	:	:	n.r.	:	:		
	31	Youth guarantee	3,649	12,094	12,871	3,646	12,089	12,472	1,491	4,877	5,287		
	35	Work Experience	10,521	32,482	37,456	890	4,694	4,738	4,514	14,108	16,257		
	36	General recruitment incentive	3,397	7,471	7,761	648	1,442	1,419	1,192	2,516	2,722		
	37	Extended recruitment incentive (for persons enrolled with the PES for 2 years)	6,749	6,932	7,765	348	509	352	2,493	2,374	2,744		
	44	Special recruitment incentive	1,749	2,932	1,551	3	12	-	680	1,147	648		
	45	Extended recruitment incentive (for persons enrolled with the PES for 4 years)	4,244	3,289	3,795	34	56	27	1,611	1,224	1,356		
Total category 4 - Employment incentives				33,252	94,806	:	8,512	:	:	13,468	:	:	

C.3.14 LMP participants by measure and by type of action: Sverige, 2003


 Category, measure number and name				Men and women						Women			Notes
				Total			Under 25s			Total			
				Stock	Entrants	Exits	Stock	Entrants	Exits	Stock	Entrants	Exits	
5 - Integration of the disabled													
5.1	12	Wage subsidies	56,435	15,485	14,742	1,696	1,140	741	21,941	5,814	5,617		
	40	Workplace adjustment grants	n.r.	:	:	n.r.	:	:	n.r.	:	:		
5.2	13	Public sheltered employment (OSA)	6,128	2,361	2,119	160	183	114	1,432	565	505		
	21	Samhall	22,583	1,007	2,591	200	:	:	10,375	437	1,055	4	
Total category 5 - Integration of the disabled				85,146	:	:	2,056	:	:	33,748	:	:	
6 - Direct job creation													
6													
Total category 6 - Direct job creation				-	-	-	-	-	-	-	-	-	
7 - Start-up incentives													
7	9	Start-up grants	5,527	7,909	11,976	282	468	605	2,121	2,819	4,436		
Total category 7 - Start-up incentives				5,527	7,909	11,976	282	468	605	2,121	2,819	4,436	
8 - Out-of-work income maintenance and support													
8.1	16	[Component] Unemployment insurance and Basic insurance - Full-time unemployed	188,634	468,274	396,728	25,765	92,642	79,875	80,538	204,238	166,182		
8.3	16	[Component] Unemployment insurance and Basic insurance - Part-time unemployed	144,100	99,947	165,850	21,688	24,408	37,728	103,213	69,298	113,288		
8.5	30	Wage guarantee	n.r.	28,412	:	n.r.	:	:	n.r.	:	:		
Total category 8 - Out-of-work income maintenance and support				332,734	596,633	:	47,453	:	:	183,751	:	:	
9 - Early retirement													
9													
Total category 9 - Early retirement				-	-	-	-	-	-	-	-	-	

Notes


- 1 From 2002 this measure includes the Supported employment programme (SIUS), which was previously reported separately as measure S-38.
- 2 Measure is being phased out.
- 3 Data refer to the persons taking a career break but replacement is almost always 1 for 1 so that the figures can also be considered as the number of unemployed replacements.
- 4 Stock: end-year figure.

C.3.15 LMP participants by measure and by type of action: United Kingdom, 2003

Number of participants

 Category, measure number and name			Men and women						Women			Notes
			Total			Under 25s			Total			
			Stock	Entrants	Exits	Stock	Entrants	Exits	Stock	Entrants	Exits	
1 - Labour market services												
1.1	1	[Component] New Deal for 18-24 - Gateway	61,887	149,440	99,490	61,887	149,440	99,490	18,500	44,020	30,020	
	1	[Component] New Deal for 18-24 - Follow-through	12,842	32,290	31,410	12,842	32,290	31,410	2,845	7,500	7,550	
	2	[Component] New Deal 25+ - Gateway	36,290	96,730	62,490	-	-	-	6,126	16,810	11,490	
	2	[Component] New Deal 25+ - Follow-through	8,223	29,270	28,450	-	-	-	1,170	4,380	4,160	
	10	New Deal for Partners of Unemployed People (NDPU)	:	1,210	:	:	200	:	:	790	:	
	11	New Deal for Lone Parents (NDLP)	96,744	147,300	128,230	20,143	28,710	23,700	91,374	139,140	120,790	
	16	Work trials	:	525	:	:	:	:	:	:	:	
	22	Programme centres (plus other jobsearch provision: Jobclub, Jobplan)	:	78,377	:	:	:	:	:	:	:	
	35	Employment zones	20,839	25,660	:	-	-	:	3,223	4,070	:	
	37	New Deal 50+	:	:	:	:	:	:	:	:	:	
	38	Action Teams for Jobs	:	97,274	:	:	38,140	:	:	36,601	:	
Total category 1 - Labour market services			:	:	:	:	:	:	:	:	:	
2 - Training												
2.1	1	[Component] New Deal for 18-24 - Education and training option	14,824	27,510	19,550	14,824	27,510	19,550	4,089	7,350	5,575	
	2	[Component] New Deal 25+ - Full-time education/training option	:	15,480	3,430	:	-	-	:	2,160	510	
2.2	2	[Component] New Deal 25+ - Work-based learning for adults	:	24,960	5,840	:	-	-	:	3,830	910	
2.3	4	Work-based learning for adults (WBLA)	20,436	89,517	80,364	:	6,947	5,783	4,698	27,159	23,836	
2.4	5	Work-based training for young people (WBTP)	297,790	274,205	239,574	:	:	:	93,386	102,733	89,290	
Total category 2 - Training			:	431,672	348,758	:	:	:	:	143,232	120,121	
3 - Job rotation and job sharing												
Total category 3 - Job rotation and job sharing			-	-	-	-	-	-	-	-	-	
4 - Employment incentives												
4.1	1	[Component] New Deal for 18-24 - Employment option	3,044	7,340	7,387	3,044	7,340	7,387	796	1,820	1,855	
	2	[Component] New Deal 25+ - Employment option	:	4,490	3,300	:	-	-	:	700	510	
	42	Job Grant	:	:	:	:	:	:	:	:	:	
Total category 4 - Employment incentives			:	:	:	:	:	:	:	:	:	

C.3.15 LMP participants by measure and by type of action: United Kingdom, 2003


 Category, measure number and name			Men and women						Women			Notes
			Total			Under 25s			Total			
			Stock	Entrants	Exits	Stock	Entrants	Exits	Stock	Entrants	Exits	
5 - Integration of the disabled												
5	24	Employment rehabilitation (Work preparation)	:	7,364	5,850	:	:	:	:	:		
5.1	31	Access to work	34,844	15,433	17,460	:	:	:	:	:	1	
	32	Job introduction scheme (JIS)	1,988	:	:	:	:	:	:	:		
	33	[Component] Supported employment (including Employ) - Interwork	3,612	:	:	:	:	:	:	:		
5.2	33	[Component] Supported employment (including Employ) - Employ	5,679	:	:	:	:	:	:	:		
5.3	12	New Deal for Disabled People (NDDP)	52,592	38,692	15,434	3,358	3,095	793	19,402	14,314	5,942	
Mixed	33	Supported employment (including Employ)	9,291	:	:	:	:	:	:	:	:	
Total category 5 - Integration of the disabled			:	:	:	:	:	:	:	:		
6 - Direct job creation												
6.2	1	[Component] New Deal for 18-24 - Voluntary sector & Environment Task Force options	4,030	31,360	25,698	4,030	31,360	25,698	1,872	7,600	6,698	
Total category 6 - Direct job creation			4,030	31,360	25,698	4,030	31,360	25,698	1,872	7,600	6,698	
7 - Start-up incentives												
7	36	Youth enterprise initiative (YEI)	:	3,114	:	:	:	:	:	1,161	:	
Total category 7 - Start-up incentives			:	3,114	:	:	:	:	:	1,161	:	
8 - Out-of-work income maintenance and support												
8.1	3	Jobseeker's allowance (JSA): payments	919,975	2,595,600	2,652,900	260,341	1,026,980	1,003,830	230,808	740,000	751,700	
Total category 8 - Out-of-work income maintenance and support			919,975	2,595,600	2,652,900	260,341	1,026,980	1,003,830	230,808	740,000	751,700	
9 - Early retirement												
9			-	-	-	-	-	-	-	-	-	
Total category 9 - Early retirement			-	-	-	-	-	-	-	-	-	

Notes


1 Stock: end-year figure.

C.3.16 LMP participants by measure and by type of action: Norway, 2003

Number of participants

	Category, measure number and name		Men and women						Women			Notes
			Total			Under 25s			Total			
			Stock	Entrants	Exits	Stock	Entrants	Exits	Stock	Entrants	Exits	
1 - Labour market services												
1.1	26	[Component] Services of the Public Employment Service (Aetat) - Guidance/service for occupationally disabled persons	:	:	:	:	:	:	:	:	:	
	26	[Component] Services of the Public Employment Service (Aetat) - Guidance/service for unemployed, partially unemployed and regular labour market measures	:	:	:	:	:	:	:	:	:	
	4	Job clubs	15	153	167	4	37	45	8	80	85	
Total category 1 - Labour market services			:	:	:	:	:	:	:	:	:	
2 - Training												
2.1	35	Labour Market Training for occupationally disabled (AMO)	1,029	4,318	3,955	113	508	469	505	2,078	1,918	
	7	[Component] Labour Market Training (AMO) - Labour Market Training (AMO)	6,027	25,603	24,351	1,112	5,285	5,002	2,957	11,440	10,927	1
2.2	8	[Component] Work experience in ordinary enterprises - Work experience in ordinary enterprises	5,256	14,138	12,128	3,058	8,324	7,230	2,663	6,939	5,817	
	9	In-house training (BIO)	n.s.	n.s.	n.s.	n.s.	n.s.	n.s.	n.s.	n.s.	n.s.	
Total category 2 - Training			12,312	44,059	40,434	4,283	14,117	12,701	6,125	20,457	18,662	
3 - Job rotation and job sharing												
3.1	12	Temporary substitute places	11	30	7	n.s.	n.s.	n.s.	8	19	5	
Total category 3 - Job rotation and job sharing			11	30	7	-	-	-	8	19	5	
4 - Employment incentives												
4.1	28	Wage subsidies for the occupationally disabled	1,688	2,826	3,102	125	258	268	537	915	982	
	5	Mobility promoting grants	n.r.	6,464	6,464	n.r.	:	:	n.r.	:	:	
	6	[Component] Wage subsidies to employers - Wage subsidies to employers	2,665	7,181	5,835	516	1,542	1,259	858	2,294	1,804	
Total category 4 - Employment incentives			4,353	16,471	15,401	641	:	:	1,395	:	:	

C.3.16 LMP participants by measure and by type of action: Norway, 2003


 Category, measure number and name				Men and women						Women			Notes
				Total			Under 25s			Total			
				Stock	Entrants	Exits	Stock	Entrants	Exits	Stock	Entrants	Exits	
5 - Integration of the disabled													
5.1	13	In-house rehabilitation (BIA)	n.s.	n.s.	n.s.	n.s.	n.s.	n.s.	n.s.	n.s.	n.s.		
	14	Temporary employment measures for the occupationally disabled	744	149	818	68	12	51	334	66	403		
	18	Integration subsidies	117	24	173	24	n.s.	:	45	9	62		
	19	Supported employment (AB)	2,510	2,938	2,158	582	744	541	1,089	1,272	927		
	21	Work experience - Practice in regular places of work for the occupationally disabled	5,963	7,671	7,553	641	895	741	3,427	4,144	4,237		
	23	Sheltered workshops (AMB phase 1)	1,472	7,208	7,482	209	907	1,063	652	3,243	3,326		
	30	Work experience in ordinary enterprises for the occupationally disabled	992	2,016	2,190	391	788	861	378	544	785		
	31	Flexijob	244	200	153	16	13	11	79	78	50		
5.2	15	Work experience in sheltered enterprises	2,732	5,970	4,794	589	1,373	1,038	1,246	2,659	2,159		
	24	Sheltered workshops (AMB phase 2)	2,510	2,489	2,226	312	366	268	923	853	829		
5.3	22	Education in regular schools	29,018	28,332	27,528	3,087	3,578	2,955	15,903	14,591	15,067		
Total category 5 - Integration of the disabled			46,302	56,997	55,075	5,919	8,676	:	24,076	27,459	27,845		
6 - Direct job creation													
6.2	11	Temporary public employment (KAJA)	57	158	105	7	30	21	19	50	28		
Total category 6 - Direct job creation			57	158	105	7	30	21	19	50	28		
7 - Start-up incentives													
7	25	[Component] Start your own business - Start your own business	144	312	287	2	6	4	37	100	95		
Total category 7 - Start-up incentives			144	312	287	2	6	4	37	100	95		
8 - Out-of-work income maintenance and support													
8.1	27	Payments for occupational rehabilitation between measures	15,025	39,463*	34,528*	:	:	:	:	:	:		
	29	Waiting benefit	741	499	350	-	2	2	315	120	208		
Mixed	1	Unemployment benefits	88,878	111,978	128,473	11,989	23,863	23,395	39,144	29,996	57,260		
Total category 8 - Out-of-work income maintenance and support			104,644	151,940*	163,351*	:	:	:	:	:	:		
9 - Early retirement													
9			-	-	-	-	-	-	-	-	-		
Total category 9 - Early retirement			-	-	-	-	-	-	-	-	-		

Notes


1 Prior to 2003 this measure included Labour Market Training (AMO) for occupationally disabled jobseekers, which are now reported separately in measure NO-35.

D INVENTORY OF LMP MEASURES

D.1 INVENTORY OF LMP MEASURES: Belgique/België, 2003

Category	Measure	Name (English)	Name (National language)	
1 - Labour market services				
1	1	Public employment services (Fed, RF, RW, RBC, CG)	Services publics de l'emploi (Féd, RF, RW, RBC, CG)	
1.1.1	50	Partnership for childcare for jobseekers (RBC)	Partenariat pour l'accueil des enfants des demandeurs d'emploi (RBC)	
1.1.1	58	Crèches facilities (RW)	Maison des enfants (RW)	
1.1.2	12	Vocational integration (RW)	Insertion socio-professionnelle (RW)	
1.1.2	25	Active jobsearch workshop (RBC)	Ateliers de recherche active d'emploi (RBC)	
1.1.2	30	Regional employment missions (RW)	Missions régionales pour l'emploi (RW)	
1.1.2	46	Insertion plan for young people (RW)	Plan jeunes + (RW)	
1.1.2	48	Partnership for the reception of jobseekers not registered in ORBEM (RBC)	Partenariat en matière d'accueil des demandeurs d'emploi non inscrits à l'ORBEM (RBC)	
1.1.2	54	Pathway to work (RF)	Trajectwerking (RF)	
1.1.2	60	Restructuring support programme (retraining units) (RW)	Plan d'accompagnement des reconversions (Cellules de reconversion) (RW)	
1.1.2	65	Re-employment fund (RF)	Herplaatsingsfonds / Fonds de remplacement (RF)	
1.1.2	68	Vocational integration (RBC)	Insertion socio-professionnelle (RBC)	
2 - Training				
2.1	3	Encouraging the unemployed to resume studying (Fed)	Encouragement de chômeurs à reprendre des études (Féd)	
2.1	40	Vocational training (RF)	Formation professionnelle (RF)	
2.1	41	Vocational training (RW)	Formation professionnelle (RW)	
2.1	42	Vocational training (RBC)	Formation professionnelle (RBC)	
2.1	43	Vocational training (Fed)	Formation professionnelle (Féd)	
2.1	44	Vocational training (CG)	Formation professionnelle (CG)	
2.1	64	Language training cheques (RBC)	Chèque langues (RBC)	
2.2	7	Support for the creation, extension and restructuring of enterprises (RW)	Aides à la création, extension, reconversion d'entreprises (RW)	
2.2	13	Training and integration contract (RW)	Plan Formation Insertion (RW)	
2.2	29	Tutorial (RBC)	Tutorat (RBC)	
2.2	67	Support for the creation, extension and restructuring of enterprises (RBC)	Aides à la création, extension, reconversion d'entreprises (RBC)	
2.4	8	Alternance training (Fed)	Formation en alternance (Féd)	
2.4	10	Alternance training (RW)	Formation en alternance (RW)	
3 - Job rotation and job sharing				
4 - Employment incentives				
4	39	Part-time workers receiving income guarantee allowance (Fed)	Travailleurs à temps partiel avec allocation de garantie de revenus (Féd)	
4.1	22	Plan +1, +2, +3 (Fed)	Plan +1, +2, +3 (Féd)	
4.1	24	Employment agreements (Fed)	Accords pour l'emploi (Féd)	
4.1	28	Transition-to-work subsidy (RBC)	Prime de transition professionnelle (RBC)	
4.1	47	First job agreement (Fed)	Convention de premier emploi (Féd)	
4.1	61	Activa (Fed)	Activa (Féd)	
4.1.1	16	Recruitment subsidy (RBC)	Prime à l'embauche (RBC)	
4.1.1	23	Recruitment benefits (Fed)	Plan avantage à l'embauche (Féd)	
4.1.1	56	Wage-subsidies for integration enterprises (RBC)	Subvention salariale à l'entreprise d'insertion (RBC)	
4.1.2	17	Recruitment of unemployed persons in the context of economic expansion (RW)	Recrutement de chômeurs engagés pour des projets d'expansion économique (RW)	
4.1.2	70	Recruitment of unemployed persons in the context of economic expansion (RBC)	Recrutement de chômeurs engagés pour des projets d'expansion économique (RBC)	
5 - Integration of the disabled				
5	36	Work and rehabilitation for disabled persons (RF, RW, RBC)	Travail et réadaptation des handicapés (RF, RW, RBC,CG)	
5.3	49	Socio-vocational guidance service: social consultations (RBC)	Service de guidance socio-professionnelle : consultations sociales (RBC)	

D.1 INVENTORY OF LMP MEASURES: Belgique/België, 2003


Category	Measure	Name (English)	Name (National language)	
6 - Direct job creation				
6	66	Social workshops (RF)	Ateliers sociaux (RF)	
6.1	14	Third working circuit (RW, RBC)	Troisième circuit de travail (RW, RBC)	
6.1	18	Subsidised contractors (Fed, RF, RW, RBC, CG)	Agents contractuels subventionnés (Fed, RF, RW, RBC,CG)	
6.1	19	Promoting employment in the non-market sector - FBI (Fed, RW, RBC, CG)	Promotion de l'emploi dans le secteur non marchand - FBI (Fed, RW, RBC)	
6.1	63	Support for the promotion of employment (APE) - Market and non-market sectors	Aides à la Promotion de l'Emploi - A.P.E. - Secteurs marchand et non marchand (RW)	
6.2	21	Local employment agencies (Fed)	Agences locales d'emploi (Féd)	
6.2	27	Transition-to-work scheme (RF)	Programme de transition professionnelle (RF)	
6.2	52	First job agreement in projects of public interest (RBC)	Convention de premier emploi dans des projets globaux de société (RBC)	
6.2	71	Transition-to-work scheme (RBC)	Programme de transition professionnelle (RBC)	
6.2	72	Transition-to-work scheme (RW)	Programme de transition professionnelle (RW)	
7 - Start-up incentives				
7	34	Loans for unemployed persons (Fed)	Prêt chômeur (Féd)	
7	45	Support for the creation and management of enterprises (RBC)	Développement de l'emploi par l'économie (RBC)	
7	53	SME Creation (RW)	PME Création (RW)	
8 - Out-of-work income maintenance and support				
8.1.1,8.2, 8.5	37	Unemployment benefit (Fed)	Indemnisation du chômage (Féd)	
9 - Early retirement				
9.1.1	38	Early retirement by collective agreement (Fed)	Prépension conventionnelle (Féd)	
Count of measures		53		

D.2 INVENTORY OF LMP MEASURES: Danmark, 2003


Category	Measure	Name (English)	Name (National language)
1 - Labour market services			
1	5	Public employment service	Arbejdsformidlingen
1.1	9	Specially arranged activation	Særligt tilrettelagte aktiverende forløb
1.1	17	Educational and vocational guidance	Vejlednings- og introduktionsforløb
2 - Training			
2.1	8	Education and training	Uddannelsesaktivering
2.1	19	Adult and supplementary training	Voksen- og efteruddannelse
2.1	33	Education of immigrants	Integrationsuddannelse
2.2	27	Labour trainee	Arbejdspraktik
2.4	31	Adult apprenticeship support	Støtte til voksenlærlinge
3 - Job rotation and job sharing			
4 - Employment incentives			
4.1.1	26	Servicejobs	Servicejob
4.1.2	6	Job training	Jobtræning
4.1.2	7	Individual job training	Individuel jobtræning
5 - Integration of the disabled			
5.1	30	Support of disabled	Støtte til handicappede
5.2	21	Flex jobs, including flex jobs for self-employed	Flexjob
5.2	22	Light jobs	Skånejob
5.3	20	Rehabilitation	Revalidering
5.3	28	Pre-rehabilitation	Forrevalidering
6 - Direct job creation			
6.2	10	Voluntary unpaid activities	Frivillige ulønnede aktiviteter
7 - Start-up incentives			
8 - Out-of-work income maintenance and support			
8.1.1,8.2, 8.3	1	Unemployment Insurance	Ledige med arbejdsløshedsdagpenge
8.1.2	2	Social assistance (unemployment)	Kontanthjælp til ledige
8.1.2	29	Unemployment allowance	Ledighedsydelse
8.5	25	Wage earners guarantee fund	Lønmodtagernes garantifond
9 - Early retirement			
9.2	3	Transitional allowance	Overgangsydelse
9.2	24	Early retirement pay, from unemployment	Efterløn fra ledighed
9.2	32	Flex allowance	Fleksydelse
Count of measures		24	



D.3 INVENTORY OF LMP MEASURES: Deutschland, 2003

Category	Measure	Name (English)	Name (National language)	
1 - Labour market services				
1.1.1	35	Counselling and placement assistance	Unterstützung der Beratung und Vermittlung	
1.1.1,	62	Job market services (Länder)	Arbeitsmarktdienstleistungen (Maßnahmen der Bundesländer)	
1.1.2,				
1.2.3				
1.1.2	28	Involvement of third parties in the placement of unemployment-assistance recipients	Beteiligung Dritter an der Vermittlung von Arbeitslosenhilfebeziehern	
1.1.2	43	Placement voucher	Vermittlungsgutschein	
1.1.2	47	Placement by third parties by order of PES	Beauftragung Dritter mit der Vermittlung	
1.1.2	64	Assessment of chances (Profiling)	Chanceneinschätzung (Profiling)	
1.1.2	65	Specialised integration services	Integrationsfachdienste	
1.1.2	66	Intensive vocational guidance	Vertiefte Berufsorientierung	
1.1.2	67	Integration agreement	Eingliederungsvereinbarung:	
1.2	63	Administrative expenditure of the federal agency for work (Bundesagentur für Arbeit)	Verwaltungsausgaben der Bundesagentur für Arbeit	
2 - Training				
2	54	Training measures, promotion of pupils of vocational training centres (Länder)	Ausbildungsmaßnahmen, Förderung von Berufsschülern (Maßnahmen der Bundesländer)	
2	55	Further vocational training/retraining and qualification (Länder)	Berufliche Weiterbildung (Fortbildung, Umschulung) sowie Qualifizierung (Maßnahmen der Bundesländer)	
2.1	6	Measures to improve prospects of integration - training measures	Maßnahmen zur Verbesserung der Eingliederungsaussichten (Trainingsmaßnahmen, Eignungsfeststellung)	
2.1	11	Support for vocational preparation training measures for young people	Förderung berufsvorbereitender Bildungsmaßnahmen für Jugendliche	
2.1	12	Support for further vocational training	Förderung der beruflichen Weiterbildung	
2.1	20	Subsidies towards measures included in social plans	Zuschüsse zu Sozialplanmaßnahmen	
2.1	26	Language tuition for new resettlers, persons having right of asylum and quota refugees	Deutsch-Sprachlehrgänge für Spätaussiedler, Asylberechtigte und Kontingentflüchtlinge	
2.1	31	ESF Federal programme	ESF-Bundesprogramm	
2.1	44	Income subsidies for people in further vocational training	Arbeitsentgeltzuschuss bei Weiterbildung	
2.1	53	Integration measures	Eingliederungsmaßnahmen	
2.4	19	Support for vocational training for those with learning difficulties/social disadvantage	Förderung der Berufsausbildung von lernbeeinträchtigten oder sozial benachteiligten Auszubildenden	
2.4	34	Vocational training allowance	Berufsausbildungsbeihilfe	
3 - Job rotation and job sharing				
3	56	Job rotation and job sharing (Länder)	Arbeitsplatztausch und Job-Sharing (Maßnahmen der Bundesländer)	
3.1	46	Job Rotation - Employment-training rotation programme	Job Rotation - Einstellungszuschuss bei Vertretung	
4 - Employment incentives				
4.1	7	Mobility allowances	Mobilitätshilfen (Förderung der Arbeitsaufnahme)	
4.1	52	Wage protection for older employees	Entgeltsicherung für ältere Arbeitnehmer	
4.1	57	Recruitment incentives (Länder)	Beschäftigungsanreize (Maßnahmen der Bundesländer)	
4.1.1	16	Recruitment subsidy for new businesses	Einstellungszuschuss für Arbeitslose bei Neugründungen	
4.1.1	18	Integration subsidies	Eingliederungszuschüsse	
4.1.1	25	Employment assistance scheme for long-term unemployed	Beschäftigungshilfen für Langzeitarbeitslose	
4.1.1	45	Subsidies for people with low income - model of Mainz	Zuschuss für Geringverdienende - Mainzer Modell	
4.1.2	8	Employee allowance	Arbeitnehmerhilfe	
4.1.2	48	Personnel Service Agencies	Personal-Service-Agenturen	

D.3 INVENTORY OF LMP MEASURES: Deutschland, 2003

Category	Measure	Name (English)	Name (National language)	
5 - Integration of the disabled				
5	58	Integration of the disabled (Länder)	Integrationsmaßnahmen für Menschen mit Behinderung (Maßnahmen der Bundesländer)	
5.1	23	Incentives for the recruitment and employment of the severely disabled	Förderleistungen zur Einstellung und Beschäftigung schwerbehinderter Menschen	
5.3	13	Promoting integration of the disabled into working life	Förderung der Teilhabe behinderter Menschen am Arbeitsleben	
6 - Direct job creation				
6	59	Direct creation of additional jobs (Länder)	Direkte Schaffung von zusätzlichen Arbeitsplätzen (Maßnahmen der Bundesländer)	
6.2	21	Support for job-creation measures (ABMs)	Förderung von Arbeitsbeschaffungsmaßnahmen (ABM)	
6.2	22	Support for structural adjustment measures	Förderung von Strukturanpassungsmaßnahmen	
6.2	42	Employment generating promotion of the infrastructure	Beschäftigung schaffende Infrastrukturförderung	
6.2	50	"Jump Plus": Special programme aimed at getting unemployed youths into work or training	Sonderprogramm zum Einstieg arbeitsloser Jugendlicher in Beschäftigung und Qualifizierung "Jump Plus"	
6.2	51	Special programme: "Work for the long-term unemployed" ("AfL")	Sonderprogramm Arbeit für Langzeitarbeitslose (AfL)	
7 - Start-up incentives				
7	9	Bridging allowance	Überbrückungsgeld	
7	49	Business start-up subsidy	Existenzgründungszuschuss	
7	60	Incentives to start up businesses (Länder)	Anreize zur Unternehmensgründung (Maßnahmen der Bundesländer)	
8 - Out-of-work income maintenance and support				
8.1.1	1	Unemployment benefit	Arbeitslosengeld	
8.1.2	3	Unemployment assistance	Arbeitslosenhilfe	
8.1.2	29	Integration assistance for new resettlers, persons having right of asylum and quota refugees	Eingliederungshilfe für Spätaussiedler, Asylberechtigte und Kontingentflüchtlinge	
8.2	14	Short-time working allowance	Kurzarbeitergeld	
8.2	15	Promotion of year-round employment in construction	Förderung der ganzjährigen Beschäftigung in der Bauwirtschaft	
8.3	2	Part-time unemployment benefit	Teilarbeitslosengeld	
8.5	4	Bankruptcy compensation payment	Insolvenzgeld	
9 - Early retirement				
9.1.2	24	Support of part-time employment for older employees	Förderung der Altersteilzeitarbeit	
Mixed measures				
1.1.2, 1.2.3,2.1, 2.3,2.4, 4.1.1,6.2	38	Immediate Action Programme against youth unemployment	Sofortprogramm zum Abbau der Jugendarbeitslosigkeit	
1.1.2,2.4, 4.1.2,7	27	Independent measures	Freie Förderung = Maßnahmearten frei wählbar	
Count of measures		55		

D.4 INVENTORY OF LMP MEASURES: Ellada, 2003

Category	Measure	Name (English)	Name (National language)	
----------	---------	----------------	--------------------------	---

1 - Labour market services

1.1	31	Counselling - Vocational guidance	
1.1.1	62	Supporting actions in issues of gender equality	
1.1.2	32	Individualized Approach Services (OAED)	Εξατομικευμένη Προσέγγιση (Ο.Α.Ε.Δ.)

2 - Training

2.1	8	Continuous vocational training programme	ΠΡΟΓΡΑΜΜΑΤΑ ΣΥΝΕΧΙΖΟΜΕΝΗΣ ΚΑΤΑΡΤΙΣΗΣ
2.1	33	Continuous vocational training programs for the unemployed (Ministry of Labour - KEK)	
2.1	37	Training for unemployed seamen (Ministry of Merchant Marine)	ΚΑΤΑΡΤΙΣΗ ΑΝΕΡΓΩΝ ΝΑΥΤΙΚΩΝ
2.1	42	Combating exclusion from the labour market for disadvantaged social groups	
2.3	6	Alternating vocational training programme	ΠΡΟΓΡΑΜΜΑ ΕΝΑΛΛΑΣΣΟΜΕΝΗΣ ΕΠΑΓΓΕΛΜΑΤΙΚΗΣ ΚΑΤΑΡΤΙΣΗΣ
2.3	64	Alternating vocational training programme within the framework of integrated interventions	ΠΡΟΓΡΑΜΜΑ ΕΝΑΛΛΑΣΣΟΜΕΝΗΣ ΚΑΤΑΡΤΙΣΗΣ ΣΤΑ ΠΛΑΙΣΙΑ ΤΩΝ ΟΛΟΚΛΗΡΩΜΕΝΩΝ ΠΑΡΕΜΒΑΣΕΩΝ
2.3	70	Training on environmental protection and management	Κατάρτιση σε θέματα προστασίας και διαχείρισης περιβάλλοντος

3 - Job rotation and job sharing

4 - Employment incentives

4.1	9	Programme New Jobs for the unemployed (OAED)	
4.1	68	Stage programme in the Organising Committee of the Olympic Games - Athens 2004	Πρόγραμμα απόκτησης εργασιακής εμπειρίας ανέργων στην Οργανωτική Επιτροπή των Ολυμπιακών Αγώνων ΑΘΗΝΑ 2004
4.1.1	66	Programme new jobs for the unemployed aged 18-30 years old	Πρόγραμμα επιχορήγησης επιχειρήσεων για την απασχόληση ανέργων ηλικίας 18-30 ετών
4.1.1	67	Stage programme for unemployed women 18-65 years old	Πρόγραμμα απόκτησης εργασιακής εμπειρίας και επιχορήγησης επιχειρήσεων για την απασχόληση ανέργων γυναικών ηλικίας 18-65 ετών
4.1.2	51	Stage programme for the promotion of Employment to the Information Society	
4.1.2	63	Programme New Jobs for the unemployed (L.A.E.K.) in 13 prefectures	
4.1.2	65	Stage programme in the health and welfare sector	Πρόγραμμα απόκτησης εργασιακής εμπειρίας STAGE 2003 σε φορείς του τομέα Υγείας και Πρόνοιας

5 - Integration of the disabled


5.1	60	Programme for the subsidized employment of special social groups	ΠΡΟΓΡΑΜΜΑ ΕΠΙΔΟΤΗΣΗΣ ΤΗΣ ΑΠΑΣΧΟΛΗΣΗΣ ΕΙΔΙΚΩΝ ΚΟΙΝΩΝΙΚΩΝ ΟΜΑΔΩΝ
5.3	1	Training programs for people with mental retardation	ΚΑΤΑΡΤΙΣΗ ΑΤΟΜΩΝ ΜΕ ΝΟΗΤΙΚΗ ΣΤΕΡΗΣΗ

6 - Direct job creation

7 - Start-up incentives

7	10	Promotion of self-employment for new entrepreneurs and creation of new enterprises	
---	----	--	--

D.4 INVENTORY OF LMP MEASURES: Ellada, 2003


Category	Measure	Name (English)	Name (National language)	
8 - Out-of-work income maintenance and support				
8.1.1	22	Unemployment benefit		
8.1.2	23	Special unemployment assistance for those exceeding the unemployment benefit period		
8.1.2	24	Special assistance following a trimester of registered unemployment		
8.1.2	27	National System of Protection from Unemployment - ESPA (Benefit for young unemployed)		
8.1.2	28	Special assistance for ex offenders		
8.1.2	29	Special assistance for former political refugees and repatriated		
8.1.2	71	Assistance for long term unemployed	Επίδομα μακροχρονίως ανέργων	
8.2	58	Special seasonal assistance		
9 - Early retirement				
Mixed measures				
2.4.1.1,7	69	Integrated intervention programme	Πρόγραμμα ολοκληρωμένης παρέμβασης	
Count of measures		29		

D.5 INVENTORY OF LMP MEASURES: España, 2003

Category	Measure	Name (English)	Name (National language)
1 - Labour market services			
1	28	Managing placement, vocational guidance and retraining	Gestión de la colocación, orientación y readaptación profesional
1	48	Managing placement, vocational guidance and retraining (measure ES-28-regions)	Gestión de la colocación, orientación y readaptación profesional (regiones)
2 - Training			
2.1	8	National plan for vocational training and integration (Plan FIP)	Plan Nacional de Formacion e Insercion Profesional (PFIP)
2.1	35	National plan for vocational training and integration (Plan FIP, measure ES-8-regions)	Plan Nacional de Formacion e Insercion Profesional (PFIP, regiones)
2.4	9	Scheme for workshop schools and youth training centres (ET y CO)	Programa de escuelas-taller y casas de oficio (ET y CO)
2.4	49	Scheme for workshop schools and youth training centres (ET y CO, measure ES-9-regions)	Programa de escuelas-taller y casas de oficio (ET y CO, regiones)
3 - Job rotation and job sharing			
3.1	17	Temporary work to replace workers during maternity leave, adoption and childcare	Contrato de interinidad para sustituir a trabajadores durante descanso por maternidad, adopción y ac
3.1	41	Temporary work to replace maternity leavers, adoption, etc. (measure ES-17-regions)	Contrato de interinidad para sustituir a trabajadores durante descanso por maternidad, adopción etc (regiones)
4 - Employment incentives			
4.1	29	Support for domestic migration	Apoyo a las migraciones interiores
4.1.1	11	Open ended employment contracts for the unemployed	Contratación indefinida de trabajadores desempleados
4.1.1	12	Open ended employment contracts for persons aged over 45	Contratación indefinida >45 años
4.1.1	15	Conversion of apprenticeship, training, replacement and substitution contracts into permanent contracts	Conversión en indefinidos de contratos de aprendizaje, prácticas y relevo
4.1.1	36	Open ended employment contracts for the unemployed (measure ES-11-regions)	Contratación indefinida de trabajadores desempleados (regiones)
4.1.1	37	Open ended employment contracts for persons aged over 45 (measure ES-12-regions)	Contratación indefinida >45 años (regiones)
4.1.1	39	Conversion of apprenticeship, training and substitution contracts into permanent contracts (measure ES-15-regions)	Conversión en indefinidos de contratos de aprendizaje, prácticas y relevo (regiones)
5 - Integration of the disabled			
5.1	13	Open ended contracts for the disabled	Contratación indefinida de minusválidos
5.1	16	Temporary contracts for the disabled	Contratación temporal de minusválidos
5.1	25	Integration of the disabled through self-employment	Integración Laboral del minusválido para instalarse como autónomo
5.1	38	Open ended employment contracts for the disabled (measure ES-13-regions)	Contratación indefinida de minusválidos (regiones)
5.1	40	Temporary contracts for the disabled (measure ES-16-regions)	Contratación temporal de minusválidos (regiones)
5.1	46	Integration of the disabled through self-employment (measure ES-25-regions)	Integración Laboral del minusválido para instalarse como autónomo (regiones)
5.2	3	Support for employment in special employment centres	Apoyo al Empleo en Centros Especiales de Empleo
5.2	34	Support for employment in special employment centres (measure ES-3-regions)	Apoyo al Empleo en Centros Especiales de Empleo (regiones)
5.3	14	Training contracts for the disabled	Contratos formativos con minusválidos




D.5 INVENTORY OF LMP MEASURES: España, 2003

Category	Measure	Name (English)	Name (National language)	
6 - Direct job creation				
6.2	18	Collaboration between SPEE and public or private non-profit entities for contracting unemployed people	Contrato temporal de inserción	
6.2	19	Promotion of agricultural employment in Andalucía, Extremadura and under-developed rural areas	Fomento del empleo agrario en Andalucía, Extremadura y Zonas rurales deprimidas	
6.2	31	Employment workshops	Talleres de empleo	
6.2	42	Collaboration between SPEE and public or private non-profit entities for contracting unemployed people (measure ES-18-regions)	Contrato temporal de inserción (regiones)	
6.2	52	Promotion of agricultural employment in under-developed rural areas (measure ES-19-regions)	Fomento del empleo agrario en zonas rurales deprimidas (regiones)	
7 - Start-up incentives				
7	20	Capitalisation of unemployment benefits	Capitalización de las prestaciones por desempleo	
7	21	Promotion of self-employment	Promoción del empleo autónomo	
7	22	Financial aid for the integration of returning emigrants	Ayudas económicas para la integración laboral de los emigrantes retornados	
7	23	Promotion of employment in co-operatives	Promoción del empleo en cooperativas	
7	24	Promotion of local employment initiatives	Promoción de iniciativas locales de empleo	
7	43	Promotion of self-employment (measure ES-21-regions)	Promoción del empleo autónomo (regiones)	
7	44	Promotion of employment in co-operatives (measure ES-23-regions)	Promoción del empleo en cooperativas (regiones)	
7	45	Promotion of local employment initiatives (measure ES-24-regions)	Promoción de iniciativas locales de empleo (regiones)	
8 - Out-of-work income maintenance and support				
8.1.1	5	Contributory unemployment benefit	Prestación por desempleo total de nivel contributivo	
8.1.2	6	Unemployment assistance	Subsidio por desempleo de nivel asistencial	
8.1.2	7	Assistance for unemployed casual agricultural workers (Agrarian income)	Subsidio de desempleo para los Trabajadores Eventuales Agrarios (Renta agraria)	
8.1.2	32	Active jobseeker's back-to-work allowance	Renta activa de inserción laboral	
8.2	4	Partial unemployment benefits (contributory)	Prestaciones por desempleo parcial de nivel contributivo	
8.5	30	Bankruptcy compensation	Compensación por quiebra	
9 - Early retirement				
9.1.1	26	Early retirement with substitution by another worker	Jubilación anticipada mediante sustitución por otro trabajador	
9.1.1	47	Early retirement with substitution by another worker (measure ES-26-regions)	Jubilación anticipada mediante sustitución por otro trabajador (regiones)	
9.1.2	27	Replacement contracts	Contrato de relevo	
9.1.2	53	Replacement contracts (measure ES-27-regions)	Contrato de relevo (regiones)	
9.2.1	1	Employment promotion funds (early retirement)	Fondos de Promoción de Empleo (Jubilación anticipada)	
9.2.1	2	Early retirement allowance	Ayudas previas a la jubilación ordinaria	
9.2.1	33	Early retirement allowance (measure ES-2-regions)	Ayudas previas a la jubilación ordinaria (regiones)	
Count of measures		50		

D.6 INVENTORY OF LMP MEASURES: France, 2003

Category	Measure	Name (English)	Name (National language)
1 - Labour market services			
1.1	42	National employment agency (ANPE)	Agence nationale pour l'emploi (ANPE)
1.1	43	Managerial employment agency (APEC)	Association pour l'emploi des cadres (APEC)
1.1	74	Cap Emploi (AGEFIPH)	Cap Emploi (AGEFIPH)
1.1.2	44	Local centres, permanent reception, information and advisory services (PAIO)	Mission locale, permanence d'accueil, d'information et d'orientation (PAIO)
1.1.2	45	Retraining units	Cellule de reclassement
1.1.2	53	Personalised services of ANPE	Prestations ANPE d'accompagnement
1.1.2	54	Job search workshops (ANPE)	Ateliers ANPE
1.1.2	55	Appraisal services of ANPE	Prestations ANPE d'évaluation
1.1.2	56	Support services of ANPE	Prestations ANPE d'appui
1.1.2	57	Guidance and monitoring services of AFPA	Prestations AFPA d'orientation et de suivi
1.1.2	58	Pathway to jobs (TRACE)	Trajets d'accès à l'emploi (TRACE)
1.2.2	73	Unemployment insurance scheme (UNEDIC)	Régime d'assurance chômage (UNEDIC)
2 - Training			
2	17	Training allowance - unemployment insurance system (AFR)	Allocation de formation reclassement (AFR)
2	18	Training allowance - public system	Rémunération des stagiaires (régime public)
2	63	Back-to-work support - training allowance (AREF)	Allocation d'aide au retour à l'emploi - formation (AREF)
2	64	Training support (PARE)	Aides aux formations homologuées (PARE)
2.1	10	Courses offered by the Association for Adult Vocational Training (AFPA)	Stages de l'Association pour la Formation Professionnelle des Adultes (AFPA)
2.1	11	Courses for specific groups (IRILL)	Stages catégoriels (IRILL)
2.1	13	Adult training courses organised by the regions	Stages de formation des adultes organisés par les Régions
2.1	14	Courses for admission to enterprises	Stages d'accès à l'entreprise
2.1	15	Individual training-for-employment and integration courses (SIFE)	Stage individuel d'insertion et de formation à l'emploi (SIFE)
2.1	16	Group training-for-employment and integration courses (SIFE)	Stage collectif d'insertion et de formation à l'emploi (SIFE)
2.1	70	Officially agreed training (PARE)	Formations conventionnées (PARE)
2.2	20	FNE conventions on training and retraining	Conventions FNE de formation ou d'adaptation
2.3	9	Courses for young job-seekers (State + regions)	Stages jeunes demandeurs d'emploi (Etat + Régions)
2.3	71	Support for training previous to recruitment (AFPE/PARE)	Aide à la formation préalable à l'embauche (AFPE/PARE)
2.4	22	Exemptions and subsidies for recruitment of apprentices	Exonération et prime pour l'embauche d'apprentis
3 - Job rotation and job sharing			
4 - Employment incentives			
4.1	26	Employment-initiative contract (CIE)	Contrat initiative emploi (CIE)
4.1	27	Exemption from social charges for recruitment of a first employee	Exonération de cotisations sociales pour l'embauche d'un premier salarié
4.1	28	Exemption from social charges for recruitment of the 1st to 50th employee in ZRR and ZRU areas	Exonération de cotisations sociales pour l'embauche du 1er au 50è salarié dans les zones ZRR et ZRU
4.1	66	Mobility support (PARE)	Aide à la mobilité géographique (PARE)
4.1.1	32	Degressive temporary allowance	Allocation temporaire dégressive
4.1.1	65	Degressive support to employer (PARE)	Aide dégressive à l'employeur (PARE)
4.1.1	67	Youth employment contract	Contrat Jeune en entreprise
4.1.2	24	Qualification contracts (alternance training)	Contrat de qualification (Formation en alternance)
4.1.2	25	Orientation contracts (alternance training)	Contrat d'orientation (Formation en alternance)
4.1.2	36	Economic integration enterprises	Entreprise d'insertion par l'économique
4.1.2	37	Intermediary associations	Association intermédiaire
4.1.2	60	Adult qualification contracts	Contrat de qualification adultes
4.1.2	61	Enterprises providing temporary work for integration purposes	Entreprise de travail temporaire d'insertion
4.2	33	Retraining leave	Congé de conversion
4.2	35	Supported transition to part time work	Aide au passage à temps partiel

D.6 INVENTORY OF LMP MEASURES: France, 2003

Category	Measure	Name (English)	Name (National language)	
5 - Integration of the disabled				
5.1	49	Aid granted by the Association for the vocational integration of the disabled (AGEFIPH)	Aides de l'Association pour l'insertion professionnelle des handicapés (AGEFIPH)	
5.2	47	Income guarantee for disabled workers (CAT)	Garantie de ressources des travailleurs handicapés (CAT)	
5.2	48	Sheltered workshops for the disabled	Ateliers de travail protégé pour les handicapés	
6 - Direct job creation				
6.2	39	Community work contract (CES)	Contrat emploi solidarité (CES)	
6.2	40	Funded-employment contract (CEC)	Contrat emploi consolidé (CEC)	
6.2	46	Jobs for young people	Emplois - jeunes	
7 - Start-up incentives				
7	38	Aid for the unemployed setting-up or rescuing a company	Aide aux chômeurs créateurs ou repreneurs d'entreprise	
7	38bis	Consultancy cheque-book for business creation	Chèque-conseil création d'entreprise	
7	59	Support for new business development	Encouragement au développement d'entreprises nouvelles	
8 - Out-of-work income maintenance and support				
8.1.1	1	Single degressive allowance / Back-to-work support allowance (Unemployment insurance system)	Allocation unique dégressive / Allocation d'aide au retour à l'emploi (Régime d'assurance chômage)	
8.1.2	2	Integration allowance (Solidarity system)	Allocation d'insertion (Régime de solidarité)	
8.1.2	3	Specific solidarity allowance (Solidarity system)	Allocation spécifique de solidarité (Régime de solidarité)	
8.1.2	72	Pension equivalent allowance (Solidarity scheme)	Allocation Equivalent Retraite (Régime de solidarité)	
8.2	4	Partial unemployment	Chômage partiel	
9 - Early retirement				
9.1.1	8	Job-substitution allowance	Allocation de remplacement pour l'emploi	
9.1.2	34	Phased early retirement	Préretraite progressive	
9.2.1	6	FNE special redundancy allowance	Allocation spéciale licenciement du Fonds National de l'Emploi	
9.2.1	62	Early retirement for special groups of employees (CATS)	Cessation d'activité de certains travailleurs salariés (CATS)	
Mixed measures				
1,2,2.1	19	Retraining agreements	Convention de conversion	
Count of measures		61		

D.7 INVENTORY OF LMP MEASURES: Ireland, 2003

Category	Measure	Name (English)	Name (National language)
----------	---------	----------------	--------------------------



1 - Labour market services

1.1	15	Job clubs
1.1	36	Local employment services
1.1.1	9	Job facilitation service
1.1.1	22	Counselling/guidance
1.1.2	55	High Supports Process

2 - Training

2	45	Local Training Initiative
2	46	Community Training Programme
2.1	10	Back to education allowance (BTEA)
2.1	35	VTOS (Vocational training opportunities scheme)
2.1	38	Bridging Foundation
2.1	39	Specific Skills Training
2.1	43	Return to Work
2.2	42	Linked Work Experience
2.2	44	Job Training Scheme
2.3	34	Youthreach
2.3	40	Traineeship
2.3	41	Community Training Workshops

3 - Job rotation and job sharing

4 - Employment incentives

4.1	47	Social Economy Programme
4.1.1	4	Back to work allowance
4.1.1	5	PRSI Exemption scheme
4.1.1	7	Part-time job incentive scheme
4.1.1	37	Job Initiative

5 - Integration of the disabled

5.1	52	Supported Employment Scheme
5.1	53	Employment Support Scheme
5.2	54	Pilot Employment Programme
5.3	51	Specialist Training Providers

6 - Direct job creation

6.2	23	Community employment scheme
-----	----	-----------------------------

7 - Start-up incentives

7	3	Back to work enterprise allowance (BWEA)
---	---	--

8 - Out-of-work income maintenance and support

8.1.1	1	Unemployment benefit
8.1.2	2	Unemployment assistance
8.4	49	Redundancy Payments
8.5	50	Insolvency Payments

9 - Early retirement

9.2.1	12	Pre-retirement allowance
-------	----	--------------------------

Count of measures 33

D.8 INVENTORY OF LMP MEASURES: Italia, 2003

Category	Measure	Name (English)	Name (National language)
----------	---------	----------------	--------------------------



1 - Labour market services

2 - Training

2	83	Prevention of long-term unemployment (ESF co-financed measures 2000-2006)	Azioni cofinanziate FSE 2000-2006 - Prevenzione disoccupazione di lunga durata
2	84	Integration and re-integration of disadvantaged groups into the labour market (ESF co-financed measures 2000-2006)	Azioni cofinanziate FSE 2000-2006 - Inserimento e reinserimento di gruppi svantaggiati
2	86	Integration of unemployed women into the labour market (ESF co-financed measures 2000-2006)	Azioni cofinanziate FSE 2000-2006 - Promozione partecipazione femminile al mercato del lavoro
2.2	24	Training & work contracts	Contratti di Formazione e lavoro
2.4	25	Apprenticeship	Apprendistato

3 - Job rotation and job sharing

4 - Employment incentives

4.1	32	Reintegration of managers in SMEs	Reinserimento di dirigenti disoccupati nelle PMI
4.1	51	Total triennial relief	Sgravio totale triennale
4.1	89	Total triennial relief (L.448/01)	Sgravio totale triennale L.448/01
4.1.1	10	Reintegration contracts	Contratti di reinserimento
4.1.1	35	Incentives for taking on employees in CIGS	Incentivi assunzione lavoratori CIGS 3 mesi
4.1.1	36	Incentives for taking on long-term unemployed	Incentivi assunzione lavoratori disoccupati 24 mesi
4.1.1	52	Total annual relief	Sgravio totale annuale
4.1.1	57	Tax relief for job creation	Credito d'imposta per nuove assunzioni
4.1.1	59	Conversion of temporary apprenticeship contracts into permanent ones	Trasformazione in contratto a tempo indeterminato di contratto di Apprendistato
4.1.1	60	Conversion of temporary training & work contracts into permanent ones	Trasformazione in contratto a tempo indeterminato di contratto di Formazione e Lavoro
4.1.1,4.1.2	3	Incentives for hiring those registered in mobility lists	Incentivi per l'assunzione degli iscritti nelle liste di mobilità
4.1.2	53	Vocational integration schemes	Piani di inserimento professionale
4.1.2	54	Vocational and guidance traineeships	Tirocini formativi e di orientamento
4.1.2	91	Incentives to provide fixed-term jobs as replacement for workers on compulsory leave	Assunzioni agevolate a tempo determinato in sostituzione di lavoratori in astensione obbligatoria
4.2	49	Realignment contracts	Contratti di riallineamento

5 - Integration of the disabled

5.1	67	Exemption from social contributions for disadvantaged workers in social co-operatives	Sgravio contributivo totale per lavoratori svantaggiati nelle cooperative sociali
5.1	90	Incentives for employment of disabled people	Assunzioni agevolate disabili


6 - Direct job creation

6.2	11	Socially useful work (LSU)	Lavori socialmente utili (LSU)
-----	----	----------------------------	--------------------------------

7 - Start-up incentives

7	19	Loans for one-person businesses	Prestito d'onore
7	65	Relief for workers under 32 starting their own business	Sgravi per lavoratori con meno di 32 anni che avviano attività autonoma
7	87	Development of entrepreneurship (ESF co-financed measures 2000-2006)	Azioni cofinanziate FSE 2000-2006 - Sviluppo imprenditorialità con priorità nuovi bacini impiego

D.8 INVENTORY OF LMP MEASURES: Italia, 2003

Category	Measure	Name (English)	Name (National language)	
8 - Out-of-work income maintenance and support				
8.1.1	3a	Mobility allowance	Indennità di mobilità	
8.1.1	71	Ordinary unemployment benefit (outside agriculture)	Indennità di disoccupazione non agricola ordinaria	
8.1.1	72	Ordinary unemployment benefit with reduced requirements (outside agriculture)	Indennità di disoccupazione non agricola con requisiti ridotti	
8.1.1	73	Ordinary unemployment benefit in the agricultural sector	Indennità di disoccupazione agricola ordinaria	
8.1.1	74	Special unemployment benefit in the agricultural sector (66%)	Indennità di disoccupazione agricola speciale (66%)	
8.1.1	75	Special unemployment benefit in the agricultural sector (40%)	Indennità di disoccupazione agricola speciale (40%)	
8.1.1	76	Unemployment benefit with reduced requirements in the agricultural sector	Indennità di disoccupazione agricola con requisiti ridotti	
8.1.1	77	Special unemployment benefit in the construction sector	Indennità di disoccupazione speciale per l'edilizia	
8.1.1	78	Ordinary unemployment benefit in the construction sector	Indennità di disoccupazione ordinaria nel settore edile	
8.2	80	Ordinary Wage Compensation Fund	Cassa Integrazione Guadagni Ordinaria	
8.2	81	Extraordinary Wage Compensation Fund	Cassa Integrazione Guadagni Straordinaria	
9 - Early retirement				
9.2.1	16	Early retirement	Prepensionamento	
Mixed measures				
3.2,8.2	8	Solidarity contracts	Contratti di solidarietà	
4.1.1,7	55	Subsidies for the reinsertion of ex-LSU	Contributo per il reinserimento lavorativo degli ex LSU	
Count of measures		40		

D.9 INVENTORY OF LMP MEASURES: Luxembourg, 2003

Category	Measure	Name (English)	Name (National language)
----------	---------	----------------	--------------------------



1 - Labour market services

2 - Training

2	26	Training course for vocational reinsertion	Stage de réinsertion professionnelle
2.1	11	Training for entering or re-entering the labour market	Cours d'insertion professionnelle
2.1	12	Vocational retraining (workers)	Rééducation professionnelle (travailleurs)
2.2	24	Temporary auxiliary contract	Contrat d'auxiliaire temporaire
2.2	25	Training course of insertion in enterprise	Stage d'insertion en entreprise
2.4	29	Apprenticeship for adults	Apprentissage pour adultes

3 - Job rotation and job sharing

4 - Employment incentives

4	3	Aid to re-enter the labour market	Aide au réemploi
4.1	6	Aid for employing long-term and older unemployed	Aides à l'embauche de chômeurs âgés et de chômeurs de longue durée
4.1	7	Mobility allowance	Aides à la mobilité géographique
4.1	9	Income tax reduction for employing unemployed people	Bonification d'impôt pour l'embauche de chômeurs

5 - Integration of the disabled

5.1	21	Measures of professional (re)integration of disabled workers	Mesures d'intégration et de réintégration professionnelles des travailleurs handicapés
5.1	22	Adaptation of the workplace for disabled workers	Aménagement des postes de travail pour personnes handicapées
5.1	23	Reimbursement of supplementary leave for disabled workers	Prise en charge du congé supplémentaire pour travailleurs handicapés
5.1	27	Creation of positions for the disabled	Création de postes de travail pour handicapés
5.3	20	Vocational training and retraining measures for disabled workers	Mesures d'orientation, de formation, de réadaptation et de rééducation professionnelles des travailleurs handicapés

6 - Direct job creation

6.1	13	Subsidies for the creation of jobs of socio-economic value	Aides à la création d'emplois d'utilité socio-économique
6.2	2	Extraordinary works of general interest	Travaux extraordinaires d'intérêt général
6.2	10	Socially useful works	Mise au travail des chômeurs
6.2	28	Pool of assistants	pool des assistants

7 - Start-up incentives

7	14	Subsidies for the creation of businesses by the unemployed	Aides à la création d'entreprises par les chômeurs
---	----	--	--

8 - Out-of-work income maintenance and support


8.1	5	Unemployment compensation	Indemnité chômage complet
8.2	1	Partial unemployment benefit	Indemnisation de chômage partiel
8.2	4	Compensation for unemployment due to technical reasons or bad weather in the building sector	Indemnité chômage involontaire (chômage dû aux intempéries et chômage accidentel ou technique)
8.5	8	Debt guarantee in case of employer closing down	Garantie des créances en cas de faillite de l'employeur

9 - Early retirement

9.1.2	19	Early retirement	Préretraite
-------	----	------------------	-------------

Count of measures 25


D.10 INVENTORY OF LMP MEASURES: Nederland, 2003

Category	Measure	Name (English)	Name (National language)	
1 - Labour market services				
1.1.1	39	CWI - Centers for Work and Income	CWI - Centra voor Werk en Inkomen	
1.2.2	46	Benefit administration		
1.2.3	47	Other labour market services		
2 - Training				
2	40	SVWW - Stimulation of fulfilling vacancies by unemployed and employed at risk	SVWW - Stimuleringsregeling Vacatureervulling door Werklozen en met werkloosheid bedreigde Werknemers	
2	41	Comprehensive reintegration	Sluitende reïntegratie	
3 - Job rotation and job sharing				
3.1	37	Career break	Wet Financiering Loopbaanonderbreking (Finlo)	
4 - Employment incentives				
4.1.1	14	RSP - Regulation on employment in domestic services	RSP - Regeling Schoonmaakdiensten Particulieren	
5 - Integration of the disabled				
5.2	6	WSW - Sheltered employment act	WSW - Wet Sociale Werkvoorziening	
6 - Direct job creation				
6	3	Regulation on I/D-jobs for long-term unemployed (former WI1/EWLW)	I/D-regeling - Regeling In- en Doorstroombanen voor langdurig werklozen (voorheen WI1/EWLW)	
6.2	42	WIW-jobs (basic subsidy) + WIW-work-experience positions	WIW-dienstbetrekkingen + WIW-werkervaringsplaatsen	
7 - Start-up incentives				
8 - Out-of-work income maintenance and support				
8.1.1	31	WW - Unemployment insurance	WW - Werkloosheidswet	
8.1.2	32	TW - Supplementary benefits	TW - Toeslagenwet	
8.1.2	33	Abw - National assistance benefit (IOAW and IOAZ included)	Abw - Algemene bijstandswet	
8.1.2	34	IOAW - Income provisions for older or partially disabled, formerly unemployed persons	IOAW - Wet Inkomensvoorziening Oudere en gedeeltelijk Arbeidsongeschikte werkloze Werknemers	
8.1.2	35	IOAZ - Income provisions for older or partially disabled, formerly self-employed persons	IOAZ - Wet Inkomensvoorziening Oudere en gedeeltelijk Arbeidsongeschikte gewezen Zelfstandigen	
9 - Early retirement				
Mixed measures				
2.4.4.1	1	VVA - Act on reduction of employers tax and social security contributions	VVA - Wet Vermindering Afdracht Loonbelasting en Premies Volksverzekeringen	
Count of measures		16		


D.11 INVENTORY OF LMP MEASURES: Österreich, 2003

Category	Measure	Name (English)	Name (National language)	
1 - Labour market services				
1.1.1	28	Interview allowance	Vorstellungsbeihilfe	
1.1.1,1.1.2	54	Counselling and support of employment seekers & services for employers (PES)	Beratung und Betreuung von Arbeitssuchenden und Unternehmen (AMS)	
1.1.2	16	Counselling for job seekers and enterprises	Beratung von Arbeitssuchenden und Unternehmen	
1.2.2	55	Administration of unemployment insurance services	Administration der Arbeitslosenversicherungsleistungen	
1.2.3	56	Administration of foreign labour legislation	Administration des Ausländerbeschäftigungsgesetzes	
1.2.3	57	General overhead services of the PES (staff costs)	Allgemeine Overhead Dienstleistungen des Arbeitsmarktservice	
1.2.3	58	Programme EQUAL /ESF	Programm EQUAL / ESF	
1.2.3	59	Administration costs of the Territorial Employment Pacts (TEP)	Verwaltungskosten der Territorialen Beschäftigungspakte	
2 - Training				
2	46	Community initiative ADAPT	Gemeinschaftsinitiative ADAPT	
2	60	Adjustment for double counting category 2	Bestandsbereinigungskennzahlen für Kategorie 2	
2.1	7	Promotion of occupational mobility - course cost and course related cost	Förderung der beruflichen Mobilität -Beihilfe zur den Kurs- u. Kursnebenkosten	
2.1	8	Promotion of occupational mobility - living allowance	Förderung der beruflichen Mobilität - Beihilfe zur Deckung des Lebensunterhalts	
2.1	9	Unemployment benefit (ALG) for training after parental leave	Ausbildungs-ALG (nach Karenzgeldbezug)	
2.1	12	Support for training in institutions	Förderung von Schulungseinrichtungen - Geförderte Personen in Kursen	
2.2	13	Support for training in enterprises - support persons in enterprises for training measures (support of qualification for employees)	Förderung von Unternehmen - geförderte Personen in betriebl. Ausbildungsmaßnahmen (Qualifizierungsförderung für Beschäftigte)	
2.4	11	Promotion of apprenticeship training and vocational training	Förderung der Lehrausbildung und Berufsvorbereitung	
2.4	32	JASG training courses	JASG Berufslehrgänge	
3 - Job rotation and job sharing				
3.1	26	Solidarity premium model (SOL)	Solidaritätsprämienmodell (SOL)	
4 - Employment incentives				
4	61	Adjustment for double counting category 4	Bestandsbereinigungskennzahlen für Kategorie 4	
4.1	15	Integration subsidy (BEB, BESEB, EB)	Eingliederungsbeihilfen (BEB, BESEB, EB)	
4.1.1	5	Promotion of regional mobility and entry into employment - travel allowance	Förderung der regionalen Mobilität und Arbeitsaufnahme - Entfernungsbeihilfe	
4.1.1	6	Promotion of regional mobility and entry into employment - childcare allowance	Förderung der regionalen Mobilität und Arbeitsaufnahme - Kinderbetreuungsbeihilfe	
4.2	19	Promotion of investment and restructuring	Förderung von Investitions- und Umstrukturierungsmaßnahmen	
4.2	30	Bonus/malus system and unemployment insurance	Bonus Malus System im Rahmen der Arbeitslosenversicherung	
5 - Integration of the disabled				
5.1	34	Work adjustment backup system and job assistance for the disabled	Arbeitsassistenz für Behinderte und sonstige Unterstützungsmaßnahmen der BSBs	
5.1	37	Support for employment of the disabled through the BSBs	Beschäftigungsbeihilfen für Behinderte durch die BSBs	
5.2	43	Subsidies for contracted out work (BSB)	Prämien für Werkaufträge (BSB)	
5.2	44	Integration enterprises (BSB)	Integrative Betriebe (BSB)	
5.3	35	Vocational training for the disabled	Berufliche Qualifizierung für Behinderte	
6 - Direct job creation				
6.1	27	Childcare institutions	Kinderbetreuungseinrichtungen	
6.2	14	Socio-economic enterprises (SÖB) and non-profit employment projects (GBP)	Sozialökonomische Beschäftigungsbetriebe (SÖB) und Gemeinnützige Beschäftigungsprojekte (GBP)	
6.2	29	Support for integration in the non-profit sector (GEB)	Gemeinnützige Eingliederungsbeihilfe GEB	


D.11 INVENTORY OF LMP MEASURES: Österreich, 2003

Category	Measure	Name (English)	Name (National language)
			
7 - Start-up incentives			
7	17	Business start-up programme (GB)	Gründungsbeihilfe (GB)
8 - Out-of-work income maintenance and support			
8.1.1	1	Unemployment benefit	Arbeitslosengeld
8.1.2	2	Unemployment assistance	Notstandshilfe
8.1.2	36	Special unemployment assistance	Sondernotstandshilfe
8.2	20	Short-time working allowance	Kurzarbeitsbeihilfe
8.2	21	Bad weather compensation (Builders' Holiday and Severance Payments Fund)	Schlechtwetterentschädigung der BUAK (Bauarbeiterurlaubs- und Abfertigungskasse)
8.5	33	Insolvency-bankruptcy compensation	Insolvenz-Ausfallsgeld (IAG)
9 - Early retirement			
9.2	49	Part-time pay/support for older workers	Altersteilzeitgeld/Altersteilzeitbeihilfe
9.2.1	3	Transfer benefits to facilitate transition into retirement - Special support (SUG)	Leistungen zur Erleichterung des Übertritts in die Pension - Sonderunterstützung (SUG)
9.2.1	4	Pension advances	Pensionsbevorschussung
Mixed measures			
2,7	18	Employment foundations	Arbeitsstiftungen gem. §18 Abs.5 / Stiftungs-ALG
2.1,3.1	25	Further training allowance	Weiterbildungsgeld
Count of measures	44		

D.12 INVENTORY OF LMP MEASURES: Portugal, 2003

Category	Measure	Name (English)	Name (National language)	
1 - Labour market services				
1.1.1,	95	Public employment services	Serviços Públicos de Emprego	
1.1.2,				
1.2.1,				
1.2.2,				
1.2.3				
2 - Training				
2	99	PROFIJ - Training programme for the integration of youngsters (Azores)	PROFIJ - Programa Formativo de Inserção de Jovens (Açores)	
2.1	14	Training grants for workers	Bolsas de formação da iniciativa do trabalhador	
2.1	63	Initial training (excluding apprenticeship)	Formação inicial (excepto aprendizagem)	
2.1	64	Training for unemployed	Formação para desempregados	
2.1	67	Special training for disadvantaged groups	Formação especial para grupos desfavorecidos	
2.1	103	Intervention for vocational training and employment	Mediação para a Formação e o Emprego	
2.1	115	Vocational training for young and adults	Cursos de Educação Formação de Jovens/Adultos	
2.2	22	Practical vocational training	Estágios profissionais	
2.2	98	Placement programme (Azores)	Plano Integrado de Estágios (Açores)	
2.2	105	Practical vocational training aiming at socio-professional integration	Estágio de Integração Sócio-profissional	
2.3	9	Training/employment schemes for young people, specialists, managers and adults	Programas de formação para jovens quadros e adultos	
2.3	20	Vocational training workshops programme	Programa Escolas-Oficinas	
2.3	112	Youth training and employment (Madeira)	Formação e Emprego de Jovens (Madeira)	
2.3	113	Adult training and employment (Madeira)	Formação e Emprego de Adultos (Madeira)	
2.4	7	Apprenticeship training for young people	Formação de jovens em regime de aprendizagem	
3 - Job rotation and job sharing				
3.1	116	Employment-training rotation program	Programa Rotação Emprego - Formação	
4 - Employment incentives				
4	117	PREAMP - Regional employment plan in the metropolitan area of Porto	PREAMP - Plano Regional de Emprego para a área Metropolitana do Porto	
4	122	Social employment market (Azores)	Mercado social de emprego (Açores)	
4.1	62	Salary compensation	Compensação salarial	
4.1	107	Employment incentive	Apoios ao Emprego	
4.1	118	PREA - Regional employment plan in Alentejo	PREA - Plano Regional de Emprego para a região do Alentejo	
4.1.1	23	Subsidies for permanent employment contracts	Apoio a contratação por tempo indeterminado	
4.1.1	24	Local employment initiatives - ILE	Iniciativas locais de emprego - ILE	
4.1.1	29	Job creation for young people through exemptions or reductions from compulsory social security contributions	Criação de emprego de jovens por dispensa ou redução de contribuições para a Segurança Social	
4.1.1	37	Exemption or reduction from social security contributions to promote recruitment of long-term unemployed	Apoio à contratação de trabalhadores desempregados de longa duração por dispensa ou redução de contribuições para a Segurança Social	
4.1.1	106	Premium for socio-vocational integration	Prémio de Integração Sócio-profissional	
4.1.1	125	Integration premium	Prémio de Integração	
5 - Integration of the disabled				
5.1	31	Reduction of social security contributions to facilitate vocational integration of disabled persons	Redução de contribuições para a integração profissional de pessoas deficientes	
5.1	68	Promotion of socio-professional integration of disabled	Apoio à integração socio-profissional de pessoas deficientes	
5.1	69	Self-employment for disabled	Instalação por conta própria para deficientes	
5.2	33	Sheltered employment	Emprego protegido	
5.3	34	Vocational preparation schemes for disabled persons	Formação profissional para pessoas deficientes	
5.3	84	Training and occupational integration of young people and adults with disabilities (Madeira)	Formação e Integração profissional de jovens e adultos portadores de deficiência (Madeira)	

D.12 INVENTORY OF LMP MEASURES: Portugal, 2003

Category	Measure	Name (English)	Name (National language)	
6 - Direct job creation				
6.1	97	INTEGRA - Programme for adult integration (Azores)	INTEGRA - Programa de Integração de Adultos (Açores)	
6.2	3	Employment scheme for persons in receipt of unemployment benefits	Programa ocupacional para subsidiados	
6.2	4	Employment scheme for unemployed persons in need	Programa ocupacional para desempregados em situação de carencia economica	
6.2	86	Programme for temporary placement of those receiving unemployment benefit (Azores)	Programa de Colocação Temporária de Trabalhadores Subsidiados (Açores)	
6.2	110	Occupational program for adult unemployed (Madeira)	Programa Ocupacional de Adultos Desempregados (Madeira)	
6.2	111	Youth work experience (Madeira)	Experiência de Trabalho para Jovens (Madeira)	
6.2	114	Social employment scheme for the unemployed - PROSA (Azores)	PROSA - Programa Social de Ocupação de Adultos (Açores)	
6.2	119	Insertion-Employment program	Inserção Emprego	
6.2	124	PIBI - Beira Interior Intervention Plan	PIBI - Plano de Intervenção para a Beira Interior	
6.2	128	Occupational programme for the unemployed (Madeira)	Programa Ocupacional para Desempregados (Madeira)	
7 - Start-up incentives				
7	25	Subsidies for creation of self-employed	Criação do Proprio Emprego por subsidiados	
7	26	Support for entry into self-employment - ACPE (Madeira)	Apoio a Criação do Proprio Emprego - ACPE (Madeira)	
7	108	Incentives for self-employment	Apoios ao Auto-emprego	
8 - Out-of-work income maintenance and support				
8.1.1	75	Unemployment subsidy	Subsídio de desemprego	
8.1.2	76	Unemployment assistance	Subsídio social de desemprego	
8.2	1	Short-time working or temporary suspension of employment	Suspensão ou redução temporaria da prestação de trabalho	
8.2	126	Wage compensation in case of emergency	Subsídio eventual de emergência	
8.3	104	Partial unemployment benefit	Subsídio de desemprego parcial	
8.5	61	Payment of backdated earnings from bankrupt or insolvent firms	Garantia salarial	
9 - Early retirement				
9.2	44	Early retirement agreements between workers and employers	Pré-reforma	
9.2.1	41	Early retirement for the elderly unemployed	Reforma antecipada - trabalhadores idosos desempregados	
Mixed measures				
2.4	96	Integration enterprises	Empresas de Inserção	
2.2.7	21	Promotion of vocational training and employment to conserve the cultural heritage	Apoio a formação-emprego no ambito da Conservação do Patrimonio Cultural - CPC	
2.2,2.3, 4.1.1, 4.1.2	127	Life and Work Programme (Madeira)	Programa Vida e Trabalho (Madeira)	
2.3,4.1.1	123	PRETMAD - Regional Employment Plan for Trás-os-Montes and Alto Douro	PRETMAD - Plano Regional de Emprego para Trás-os-Montes e Alto Douro	
Count of measures	59			

D.13 INVENTORY OF LMP MEASURES: Suomi/Finland, 2003

Category	Measure	Name (English)	Name (National language)	
----------	---------	----------------	--------------------------	---

1 - Labour market services

1.1.1	5	Mobility allowance	Liikkuvuusavustus
1.1.1	18	Labour exchange	Työnvälitys
1.1.1	21	Training and vocational information services	Tietopalvelu
1.1.1	46	Registration of jobseekers	Työnhakijoiden rekisteröinti
1.1.2	20	Vocational guidance	Ammatinvalinnanohjaus
1.1.2	22	Vocational rehabilitation	Ammatillinen kuntoutus työvoimapalveluna
1.1.2	47	Interviews and individual action plans	Työnhakuhaastattelut ja -suunnitelmat
1.1.2	48	Integration	Kotouttaminen
1.1.2	49	Job-clubs	Työnhakukoulutus ryhmäpalveluna
1.2.1	50	Administration of active measures (PES)	Aktiivisten toimenpiteiden hallinnointi
1.2.2	51	Administration of passive measures (PES)	Passiivisten toimenpiteiden hallinnointi

2 - Training

2.1	6	Labour market training	Työvoimakoulutus
2.1	17	Training allowance	Koulutuspäiväraha
2.1	24	The adult training supplement of the training and redundancy fund	Koulutus- ja erorahaston aikuiskoulutussisä
2.2	12	Employment subsidy for coaching for working life	Työllistämistuki työelämävalmennukseen
2.2	15	Trainee work/coaching for working life with labour market support	Työmarkkinatuen työharjoittelu/työelämävalmennus
2.4	7	Apprenticeship for the unemployed	Oppisopimuskoulutus työttömille

3 - Job rotation and job sharing

3.1	16	Job rotation	Työnvuorottelu
3.2	13	Part-time pay supplement	Työllistäminen osa-aikatyöhön

4 - Employment incentives

4.1	35	Combined subsidy	Yhdistelmätuki
4.1.1	10	Employment subsidy, private companies	Työllistämistuki yrityksille

5 - Integration of the disabled

5.2	34	Employment supporting activity of the municipalities	Kuntien työllistymistä tukeva toiminta
5.3	25	Rehabilitation activities of the social insurance institution	Kansaneläkejärjestelmän ammatillinen kuntoutus
5.3	26	Rehabilitation activities of the employment pension scheme	Työeläkejärjestelmän ammatillinen kuntoutus
5.3	27	Rehabilitation activities of the accident and traffic insurance	Tapaturma- ja liikennevakuutuksen ammatillinen kuntoutus


6 - Direct job creation

6.2	8	Temporary government employment	Valtion työtehtävät
6.2	9	Employment subsidy, municipalities	Kunnallinen työllistämistuki
6.2	36	Rehabilitative work experience	Kuntouttava työtoiminta

7 - Start-up incentives

7	11	Start-up grant	Yrittäjäraha
---	----	----------------	--------------

D.13 INVENTORY OF LMP MEASURES: Suomi/Finland, 2003

Category	Measure	Name (English)	Name (National language)
			
8 - Out-of-work income maintenance and support			
8.1.1	1	Earnings-related unemployment allowance	Työttömän ansiosidonnainen päiväraha
8.1.2	2	Basic unemployment allowance	Työttömän peruspäiväraha
8.1.2	4	Labour market support (passive component)	Työttömän työmarkkinatuki
8.2	30	Earnings related adjusted unemployment allowance as partial unemployment benefit	Soviteltu ansiosidonnainen päiväraha lyhennettyä työaikaa tekeville
8.2	32	Adjusted basic unemployment allowance or labour market support as partial unemployment benefit	Soviteltu peruspäiväraha tai työmarkkinatuki lyhennettyä työaikaa tekeville
8.3	31	Earnings related adjusted unemployment allowance as part-time unemployment benefit	Soviteltu ansiosidonnainen päiväraha osa-aikatyötä tekeville
8.3	33	Adjusted basic unemployment allowance or labour market support as part-time unemployment benefit	Soviteltu peruspäiväraha ja työmarkkinatuki osa-aikatyötä tekeville
8.4	23	Redundancy payment	Eräraha
8.5	28	Pay security	Palkkaturva
9 - Early retirement			
9.2.1	3	Unemployment pension	Työttömyyseläke
Count of measures		39	

D.14 INVENTORY OF LMP MEASURES: Sverige, 2003

Category	Measure	Name (English)	Name (National language)
1 - Labour market services			
1.1.1	19	General placement service	Informationstjänster
1.1.2	20	Individual guidance service	Individuell vägledning
1.1.2	42	Activity Guarantee	Aktivitetsgarantin
1.2.2	58	Administration of unemployment insurance	Administration av arbetslöshetsförsäkringen
1.2.3	56	Other services / activities	Övriga tjänster
2 - Training			
2	14	Employability rehabilitation programme	Arbetslivsinriktad rehabilitering
2	43	Activities within counselling, guidance and placement services	Aktiviteter inom vägledning och platsförmedling
2	47	Projects with Employment Policy Orientation	Projekt med arbetsmarknadspolitisk inriktning
2.1	6	Computer/activity centres	Datortek
2.1	11	On-the-job training	Företagsutbildning
2.1	22	Study allowance for the unemployed (SVUXA)	Särskilt vuxenstudiestöd till arbetslösa (SVUXA)
2.1	49	Preparatory Training Courses	Förberedande eller orienterande utbildning
2.1	50	Employment Training	Arbetsmarknadsutbildning
2.2	3	International practice scholarship	Interpraktikstipendier
3 - Job rotation and job sharing			
3.1	53	Career Break	Friår (friårslediga)
4 - Employment incentives			
4.1	15	Mobility allowance	Flyttningsbidrag
4.1.1	36	General recruitment incentive	Allmänt anställningsstöd
4.1.1	37	Extended recruitment incentive (for persons enrolled with the PES for 2 years)	Förstärkt anställningsstöd (för 2-års inskrivna)
4.1.1	44	Special recruitment incentive	Särskilt anställningsstöd
4.1.1	45	Extended recruitment incentive (for persons enrolled with the PES for 4 years)	Förstärkt anställningsstöd (4-års inskrivna)
4.1.2	7	Municipal youth programme	Kommunala ungdomsprogrammet
4.1.2	31	Youth guarantee	Ungdomsgarantin
4.1.2	35	Work Experience	Arbetspraktik
5 - Integration of the disabled			
5.1	12	Wage subsidies	Lönebidrag
5.1	40	Workplace adjustment grants	Bidrag till arbetshjälpmedel, arbetsbiträde, näringshjälp och reskostnader
5.2	13	Public sheltered employment (OSA)	Offentligt skyddat arbete (OSA)
5.2	21	Samhall	Samhall
6 - Direct job creation			
7 - Start-up incentives			
7	9	Start-up grants	Start av näringsverksamhet
8 - Out-of-work income maintenance and support			
8.1,8.3	16	Unemployment insurance and Basic insurance	Arbetslöshetsförsäkring och Grundförsäkring
8.5	30	Wage guarantee	Lönegaranti
9 - Early retirement			
Mixed measures			
2.1,3.1	41	Special training grant (UBS)	Särskilt utbildningsbidrag (UBS)
Count of measures		31	



D.15 INVENTORY OF LMP MEASURES: United Kingdom, 2003

Category	Measure	Name (English)	Name (National language)	
----------	---------	----------------	--------------------------	---

1 - Labour market services

1.1.1	9	JobCentre Plus - placement and advisory functions
1.1.1	14	Travel to interview scheme
1.1.1	40	Connexions Service
1.1.2	10	New Deal for Partners of Unemployed People (NDPU)
1.1.2	11	New Deal for Lone Parents (NDLP)
1.1.2	16	Work trials
1.1.2	22	Programme centres (plus other jobsearch provision: Jobclub, Jobplan)
1.1.2	35	Employment zones
1.1.2	37	New Deal 50+
1.1.2	38	Action Teams for Jobs
1.2.2	41	JobCentre Plus - benefit administration

2 - Training

2.3	4	Work-based learning for adults (WBLA)
2.4	5	Work-based training for young people (WBTYP)

3 - Job rotation and job sharing

4 - Employment incentives

4.1.1	42	Job Grant
-------	----	-----------

5 - Integration of the disabled

5	24	Employment rehabilitation (Work preparation)
5.1	31	Access to work
5.1	32	Job introduction scheme (JIS)
5.1.5.2	33	Supported employment (including Remploy)
5.3	12	New Deal for Disabled People (NDDP)

6 - Direct job creation

7 - Start-up incentives

7	36	Youth enterprise initiative (YEI)
---	----	-----------------------------------

8 - Out-of-work income maintenance and support

8.1	3	Jobseeker's allowance (JSA): payments
-----	---	---------------------------------------


9 - Early retirement

Mixed measures

1.1.2.2.1,	2	New Deal 25+
2.2.4.1.2		
1.1.2.2.1,	1	New Deal for 18-24
4.1.2.6.2		

Count of measures 23

D.16 INVENTORY OF LMP MEASURES: Norway, 2003


Category	Measure	Name (English)	Name (National language)	
1 - Labour market services				
1.1.1.2,	26	Services of the Public Employment Service (Aetat)	Arbeidssøkere registrert i Arbeidsmarkedsetaten (Aetat)	
1.2.2,1.2.3				
1.1	33	Job placement through service providers (KAT)	Formidlingstjenester(KAT)	
1.1	34	Job placement for unemployed from the government (VALS)	Formidlingstjenester ventelønn (VALS)	
1.1.2	4	Job clubs	Jobbklubber	
2 - Training				
2.1	35	Labour Market Training for occupationally disabled (AMO)	Arbeidsmarkedsopplæring for yrkeshemmede (AMO)	
2.2	9	In-house training (BIO)	Bedriftsintern opplæring (BIO)	
3 - Job rotation and job sharing				
3.1	12	Temporary substitute places	Vikar plasser	
4 - Employment incentives				
4.1	5	Mobility promoting grants	Mobilitetsfremmende stønader	
4.1.1	28	Wage subsidies for the occupationally disabled	Lønnskudd yrkeshemmede	
5 - Integration of the disabled				
5.1	13	In-house rehabilitation (BIA)	Bedriftsintern Attføring (BIA)	
5.1	14	Temporary employment measures for the occupationally disabled	Midlertidige sysselsettingstiltak, yrkeshemmede	
5.1	18	Integration subsidies	Integreringstilskudd	
5.1	19	Supported employment (AB)	Arbeid med bistand (AB)	
5.1	21	Work experience - Practice in regular places of work for the occupationally disabled	Arbeidspraksis yrkeshemmede, hospitering	
5.1	23	Sheltered workshops (AMB phase 1)	Arbeidsmarkedsbedrifter (AMB) fase1	
5.1	30	Work experience in ordinary enterprises for the occupationally disabled	Arbeidspraksis yrkeshemmede, ordinær virksomhet	
5.1	31	Flexijob	Fleksijobb	
5.2	15	Work experience in sheltered enterprises	Arbeidspraksis yrkeshemmede, skjermet virksomhet	
5.2	24	Sheltered workshops (AMB phase 2)	Arbeidsmarkedsbedrifter (AMB) fase2	
5.3	22	Education in regular schools	Utdanning i ordinære skoler	
6 - Direct job creation				
6.2	11	Temporary public employment (KAJA)	Kompetanse, arbeidstrening og jobbskaping for arbeidsledige (KAJA)	
7 - Start-up incentives				
8 - Out-of-work income maintenance and support				
8.1,8.3,	1	Unemployment benefits	Dagpenger under arbeidsløshet	
8.4,8.5				
8.1.2	27	Payments for occupational rehabilitation between measures	Attføringspenger mellom tiltak	
8.1.2	29	Waiting benefit	Ventestønad	
9 - Early retirement				
Mixed measures				
2.1,8.1.1	7	Labour Market Training (AMO)	Arbeidsmarkedsopplæring (AMO)	
2.2,8.1.1	8	Work experience in ordinary enterprises	Arbeidspraksis, ordinær virksomhet	
4.1.1,8.1.1	6	Wage subsidies to employers	Lønnskudd til arbeidsgivere	
7,8.1	25	Start your own business	Egen etablering	
Count of measures		28		

E EXTERNAL AND REFERENCE DATA

E.1 GDP & currency exchange rates, 2003

E.1.1 GDP


Euro (Mrd), Current market prices

 eurostat	BE	DK	DE	EL	ES	FR	IE	IT	LU	NL	AT	PT	FI	SE	UK	NO
GDP	269.5	187.1	2,164.9	153.5	780.6	1,585.2	134.8	1,300.9	24.0	454.3	226.1	130.5	143.3	267.3	1,591.3	195.2

Source: Eurostat, NewCronos. Data extracted on 02 June 2005

E.1.2 Exchange rates

National currency units per Euro


 eurostat	BE	DK	DE	EL	ES	FR	IE	IT	LU	NL	AT	PT	FI	SE	UK	NO
Exchange rate	40.3399	7.43070	1.95583	340.750	166.386	6.55957	0.78756	1,936.27	40.3399	2.20371	13.7603	200.482	5.94573	9.12420	0.69199	8.00330

Source: Eurostat, NewCronos. Data extracted on 29 March 2005

E.2 Numbers of unemployed and other jobseekers, 2003

E.2.1 Registered jobseekers and registered unemployed


Annual average (1000s)

 eurostat	BE	DK	DE ¹	EL ²	ES	FR	IE	IT ³	LU	NL	AT	PT	FI	SE	UK	NO
All ages																
Men and women																
Total registered jobseekers	652.2	295.5	5,434.2	:	3,169.0	3,671.7	:	3,464.6*	:	768.9	261.0	469.3	523.4	615.1	:	229.2
Registered unemployed	538.1	190.6	4,376.8	551.1	1,657.6	2,664.3	172.4	2,976.2*	7.6	678.5	240.1	428.6	288.8	223.0	920.0	92.6
Other registered jobseekers	114.1	104.9	1,092.4	:	1,511.4	1,007.3	:	488.4*	:	90.4	20.9	13.9	234.5	392.1	:	:
Men																
Total registered jobseekers	287.5	:	3,017.8	:	1,283.3	1,716.7	:	1,460.3*	:	395.6	148.4	194.3	246.4	301.6	:	120.8
Registered unemployed	253.1	89.2	2,446.2	200.1	672.3	1,292.3	100.2	1,203.8*	4.1	352.0	139.7	182.9	153.5	127.4	689.2	54.0
Other registered jobseekers	34.4	:	590.3	:	611.0	424.4	:	256.6*	:	43.6	8.7	5.1	93.0	174.2	:	:
Women																
Total registered jobseekers	364.7	:	2,416.4	:	1,885.7	1,955.0	:	2,004.3*	:	373.3	112.6	275.0	276.9	313.5	:	108.5
Registered unemployed	285.1	101.4	1,930.6	351.0	985.3	1,372.1	72.2	1,772.4*	3.5	326.5	100.4	245.7	135.4	95.6	230.8	38.6
Other registered jobseekers	79.6	:	502.1	:	900.4	582.9	:	231.8*	:	46.8	12.3	8.8	141.5	217.9	:	:
Youth (aged <25)																
Men and women																
Total registered jobseekers	:	:	715.7	:	490.7	579.7	:	1,084.6*	:	76.5	49.2	76.6	71.7	99.1	:	36.8
Registered unemployed	:	14.3	516.1	131.0	263.1	414.7	33.6	998.4*	:	68.9	39.4	70.8	36.2	42.4	260.3	17.2
Other registered jobseekers	:	:	234.5	:	227.6	165.1	:	86.2*	:	7.7	9.8	3.2	35.6	56.6	:	:
Men																
Total registered jobseekers	:	:	432.8	:	219.7	286.1	:	537.7*	:	:	27.1	29.5	34.9	49.4	:	22.1
Registered unemployed	:	7.7	323.3	46.1	117.0	210.5	18.0	491.8*	:	35.7	22.6	27.8	20.1	24.6	177.5	11.1
Other registered jobseekers	:	:	128.3	:	102.7	75.6	:	45.9*	:	:	4.5	1.1	14.8	24.8	:	:
Women																
Total registered jobseekers	:	:	282.8	:	271.0	293.7	:	546.9*	:	:	22.0	47.1	36.8	49.7	:	14.7
Registered unemployed	:	6.6	192.9	84.9	146.1	204.2	15.6	506.6*	:	33.1	16.7	43.0	16.0	17.9	82.8	6.1
Other registered jobseekers	:	:	106.3	:	124.9	89.5	:	40.3*	:	:	5.3	2.0	20.8	31.8	:	:


Source: LMP database. Data extracted on 01 June 2005.

- 1 DE: the figure for Other registered jobseekers includes 35,015 registered apprenticeship seekers who are not considered part of the population of Registered jobseekers
- 2 EL: numbers of registered unemployed at the end of the year. Annual average number registered unemployed was 483,190.
- 3 IT: numbers are not from administrative registers but are estimates from the Labour Force Survey, which asks respondents to declare if they have registered with the public employment service

E.2.2 Registered unemployed by sex, age and duration of unemployment

		BE	DK	DE	EL ¹	ES	FR	IE	IT ²	LU	NL	AT	PT	FI	SE	UK	NO
Total registered unemployed																	
1000s																	
Men and women		538.1	190.6	4,376.8	551.1	1,657.6	2,664.3	172.4	2,976.2*	7.6	678.5	240.1	428.6	288.8	223.0	920.0	92.6
Men		253.1	89.2	2,446.2	200.1	672.3	1,292.3	100.2	1,203.8*	4.1	352.0	139.7	182.9	153.5	127.4	689.2	54.0
Women		285.1	101.4	1,930.6	351.0	985.3	1,372.1	72.2	1,772.4*	3.5	326.5	100.4	245.7	135.4	95.6	230.8	38.6
%																	
Men		47.0	46.8	55.9	36.3	40.6	48.5	58.1	40.4	54.4	51.9	58.2	42.7	53.1	57.1	74.9	58.3
Women		53.0	53.2	44.1	63.7	59.4	51.5	41.9	59.6	45.6	48.1	41.8	57.3	46.9	42.9	25.1	41.7
Youth (<25) registered unemployed																	
1000s																	
Men and women	:		14.3	516.1	131.0	263.1	414.7	33.6	998.4*	:	68.9	39.4	70.8	36.2	42.4	260.3	17.2
Men	:		7.7	323.3	46.1	117.0	210.5	18.0	491.8*	:	35.7	22.6	27.8	20.1	24.6	177.5	11.1
Women	:		6.6	192.9	84.9	146.1	204.2	15.6	506.6*	:	33.1	16.7	43.0	16.0	17.9	82.8	6.1
% youth unemployed																	
Men	:		53.9	62.6	35.2	44.5	50.8	53.7	49.3	:	51.9	57.5	39.3	55.7	57.9	68.2	64.5
Women	:		46.1	37.4	64.8	55.5	49.2	46.3	50.7	:	48.1	42.5	60.7	44.3	42.1	31.8	35.5
Long-term unemployed youth (aged <25 and registered unemployed >6 months)																	
1000s																	
Men and women	:	:		128.6	:	57.6	:	11.6*	:	:	36.8	1.9	24.7	5.6	0.1	42.1	:
Men	:	:		81.6	:	18.9	:	6.7*	:	:	:	1.0	8.3	3.6	0.1	29.1	:
Women	:	:		47.0	:	38.7	:	5.0*	:	:	:	0.9	16.4	2.1	0.0	13.0	:
% youth unemployed																	
Men and women	:	:		24.9	:	21.9	:	34.6	:	:	53.4	4.8	34.9	15.6	0.2	16.2	:
Men	:	:		25.3	:	16.2	:	36.9	:	:	:	4.6	30.0	17.8	0.3	16.4	:
Women	:	:		24.3	:	26.5	:	31.9	:	:	:	5.1	38.1	12.8	0.1	15.7	:

E.2.2 Registered unemployed by sex, age and duration of unemployment (continued)

	BE	DK	DE	EL ¹	ES	FR	IE	IT ²	LU	NL	AT	PT	FI	SE	UK	NO
Adult (25+) registered unemployed																
1000s																
Men and women	:	176.4	3,860.6	420.1	1,394.5	2,249.7	138.8	1,977.8*	:	609.7	200.7	357.8	252.7	180.6	659.6	75.4
Men	:	81.5	2,122.9	154.0	555.3	1,081.8	82.2	712.0*	:	316.3	117.1	155.1	133.4	102.8	511.7	42.9
Women	:	94.9	1,737.7	266.1	839.2	1,167.9	56.6	1,265.8*	:	293.4	83.6	202.7	119.3	77.7	148.0	32.5
%																
Men	:	46.2	55.0	36.7	39.8	48.1	59.2	36.0	:	51.9	58.3	43.3	52.8	57.0	77.6	56.9
Women	:	53.8	45.0	63.3	60.2	51.9	40.8	64.0	:	48.1	41.7	56.7	47.2	43.0	22.4	43.1
Long-term unemployed adults (aged 25+ and registered unemployed >12 months)																
1000s																
Men and women	:	:	1,481.4	:	500.7	:	43.0*	:	:	327.2	18.7	148.5	69.9	0.5	134.9	:
Men	:	:	777.7	:	161.3	:	29.4*	:	:	:	11.7	65.1	40.0	0.3	110.0	:
Women	:	:	703.6	:	339.4	:	13.6*	:	:	:	7.0	83.4	29.9	0.2	24.9	:
% adult unemployed																
Men and women	:	:	38.4	:	35.9	:	31.0	:	:	53.7	9.3	41.5	27.7	0.3	20.4	:
Men	:	:	36.6	:	29.0	:	35.8	:	:	:	10.0	42.0	30.0	0.3	21.5	:
Women	:	:	40.5	:	40.4	:	24.0	:	:	:	8.3	41.2	25.1	0.2	16.8	:


Source: LMP database. Data extracted on 01 June 2005.

1 EL: numbers of registered unemployed at the end of the year. Annual average number registered unemployed was 483,190.

2 IT: numbers are not from administrative registers but are estimates from the Labour Force Survey, which asks respondents to declare if they have registered with the public employment service

E.2.3 LFS unemployed

Annual average (1000s)

	BE	DK	DE	EL	ES	FR	IE	IT	LU	NL	AT	PT	FI	SE	UK	NO
LFS unemployed	362.3	154.5	3,894.0	460.0	2,127.5	2,342.0	90.3	2,094.0	7.0	310.5	165.3	342.3	234.8	259.5	1,496.8	95.3

Source: Eurostat, NewCronos. Data extracted on 02 June 2005. Data are averages of quarterly surveys except DE, which is Q2 only.

F REFERENCE INFORMATION

F.1 Methodological information

1. Scope

The scope of the LMP database is defined as including all labour market measures which can be described as: *Public interventions in the labour market aimed at reaching its efficient functioning and to correct disequilibria and which can be distinguished from other general employment policy measures in that they act selectively to favour particular groups in the labour market.*

Public interventions refer to measures taken by general government in this respect which involve expenditure, either in the form of actual disbursements or of foregone revenue (reductions in taxes, social contributions or other charges normally payable). General government should be understood as including central government, state/regional government, local government and the social security funds. (See the LMP Methodology for detailed definitions.)

The scope of the database is also limited to labour market measures which are explicitly targeted in some way at groups of people with difficulties in the labour market - referred to here as target groups (i.e. it therefore excludes more general employment policies). In broad terms this covers people who are unemployed, people in employment but in risk of involuntary job-loss, and inactive persons who are currently not part of the labour force (in the sense that they are not employed or unemployed according to the ILO definitions¹) but who would like to enter the labour market and are disadvantaged in some way. (See the LMP Methodology for detailed definitions.)

Measures which act in the labour market but which are not targeted at disadvantaged groups are considered as general employment measures and should not be included in this data collection.

2 Coverage

The database aims to cover information on the whole territory of each country.

Data in this publication refer to 2003 unless otherwise specified by footnotes.

3. Statistical unit

The statistical unit in the LMP data collection is the labour market *measure*. The LMP questionnaire then

requests information for a number of variables, both quantitative and qualitative, which apply to and describe the statistical unit so defined.

4. Classification of measures

Measures are classified in two ways - by type of action (e.g. training or employment incentives) and by type of expenditure (e.g. transfers to individuals or transfers to employers).

4.1 Classification by type of action

The type of action refers to the way in which a measure acts to achieve its objectives. The classification scheme identifies one category of labour market services and eight categories of LMP measures, most with two or more sub-categories (see table F.3). Brief definitions of each category are given below. (See the LMP methodology for further details and for conventions relating to each category.)

A measure incorporating actions from more than one category is known as a *mixed* measure.

Throughout this publication the term *category* (or *categories*) refers to categories of the classification by type of action (except paragraph 4.2 below which defines the classification by type of expenditure).

Categories of the classification by type of action:

1 – Labour market services: *Services and activities (not covered in categories 2-9) undertaken by the PES, other public agencies or any other bodies contracted under public finance, which facilitate the integration of unemployed and other jobseekers in the labour market or which assist employers in recruiting and selecting staff.*

2 - Training: *Programmes which aim to improve the employability of the unemployed and other target groups through training, and which are financed by public bodies. Measures included here should include some evidence of classroom teaching, or if in the workplace, supervision specifically for the purpose of instruction.*

3 - Job rotation and job sharing: *Programmes that facilitate the insertion of an unemployed person or a person from another target group into a work placement by substituting hours worked by an existing employee.*

¹The ILO definition of 'unemployed' refers to persons who, during the reference period, were:

(a) *without work*, i.e. were not in paid employment or self-employment;

(b) *currently available for work*, i.e. were available for paid employment or self-employment during the reference period;

(c) *seeking work*, i.e. had taken specific steps in a specified recent period to seek paid employment or self-employment.

4 - Employment incentives: *Programmes which facilitate the recruitment of unemployed persons and other target groups, or help to ensure the continued employment of persons at risk of involuntary job loss. The majority of the labour cost is normally covered by the employer.*

5 - Integration of the disabled: *Programmes that aim to promote integration of disabled persons into the labour market.*

6 - Direct job creation: *Programmes that create additional jobs, usually of community benefit or socially useful, in order to find employment for the long-term unemployed or persons otherwise difficult to place. The majority of the labour cost is normally covered by the public finance.*

7 - Start-up incentives: *Programmes that promote entrepreneurship by encouraging the unemployed and target groups to start their own business or to become self-employed.*

8 - Out-of-work income maintenance: *Programmes which aim to compensate individuals for loss of wage or salary through the provision of cash benefits when:*
- *a person is capable of working and available for work but is unable to find suitable employment.*
- *a person is on lay-off or enforced short-time work or is otherwise temporarily idle for economic or other reasons (including seasonal effects).*
- *a person has lost his/her job due to restructuring or similar (redundancy compensation).*

9 - Early retirement: *Programmes which facilitate the full or partial early retirement of older workers who are assumed to have little chance of finding a job or whose retirement facilitates the placement of an unemployed person or a person from another target group.*

4.2 Classification by type of expenditure

The type of expenditure refers to the ways in which public funds are issued in order to benefit target groups. The classification scheme (see table F.4) is based firstly upon who is the direct recipient of the public money and then the type of expenditure involved (cash payment or foregone revenue) and the way it is disbursed (periodic or lump-sum payment). The direct recipient of public expenditure may be the individual beneficiaries, their employers, or service providers that produce goods and services provided as benefits in kind (e.g. training). Many measures utilise more than one type of expenditure.

Categories of the classification by type of expenditure:

1 - Transfers to individuals: *public expenditure transferred directly to individuals and which are paid in cash or through a reduction in obligatory levies.*

2 - Transfers to employers: *public expenditure transferred directly to employers and which are paid in cash or through a reduction in obligatory levies.*

3 - Transfers to service providers: *public expenditure transferred directly to producers of goods and services that are provided to individuals or to employers as benefits in kind.*

Sub-categories of the classification by type of expenditure:

1 - Periodic cash payments: *cash payments issued at regular intervals, such as each week, month or quarter.*

2 - Lump sum payments: *cash payments issued on a single occasion or in the form of a lump sum.*

3 - Reimbursements: *payments that reimburse the recipient in whole or in part for certified expenditure on specified goods and services.*

4 - Reductions in social contributions: *full or partial exemptions to obligatory social contributions.*

5 - Reductions in taxes: *full or partial exemptions to taxes or other obligatory levies other than social contributions.*

5. Expenditure

Item 18 of the LMP questionnaire relates to public expenditure on LMP measures. The expenditure to be reported is defined as being "*...the value of all benefits provided to individuals or organisations in the form of cash, reimbursements, directly provided goods and services, and revenue foregone through reductions in obligatory levies. The administrative costs associated with the measure should not be included.*"

Data are reported as a total (18.1) and then broken down by the three main types of expenditure following the classification by type of expenditure - Transfers to individuals (18.2), Transfers to employers (18.3) and Transfers to service providers (18.4). Items 18.2 and 18.3 are further broken down by the 5 detailed types of expenditure (see paragraph 4.2 above).

6. Participants

The LMP collects information on public interventions (measures) in favour of persons disadvantaged in the labour market. Three variables are requested in order to evaluate the numbers of participants in these measures: stock, entrants and exits (respectively items 19, 20 and 21 in the questionnaire).

19. Stock refers to *the number of participants in a measure at a given moment*. The methodology specifies that an annual average stock should be calculated on the basis of monthly or weekly observations. As far as is known, any figures derived using less than quarterly observations are identified by footnotes. A person that participates twice in a given measure, each time for 3 months, gives exactly the same weight to the stock figure as a person who participates once for six months - $(3+3)/12 = 6/12 = 0.5$.

20. Entrants refers to *the number of participants joining the measure during the year (inflow)*. Persons already in the measure from the previous year are not included. The measurement includes all new starts so that a given individual may be counted more than once if they join, leave and then rejoin a measure during the year. As far as is known, any observations not derived in this way are identified by footnotes.

21. Exits refers to *the number of participants leaving the measure during the year (outflow)*. This includes completed participations and drop-outs - i.e. persons leaving a measure before completion, including those who leave early for positive reasons (i.e. because they have found work or have returned to education). As with entrants, the observation refers to participations and not individuals so that any given individual may be counted more than once. As far as is known, any observations not conforming to this definition are identified by footnotes.

The LMP questionnaire also requests breakdowns of participants using the following variables: 22 Sex; 23 Age; 24 Duration of unemployment; 25 Previous employment status of entrants; 26 Completions and drop-outs; 27 Destination of exits. (See the LMP Methodology for detailed definitions.)

F.2 LMP questionnaire



	Year	12.5	European Social Fund (ESF)
	Country	12.5.1	ESF contribution (%)
1	Measure number	12.6	Other
2	Measure name	15	Responsible institution
	Full	15.1	Central government
	Components	15.2	State/regional government
3	Description	15.3	Local government
3.1	Aim	15.4	Social security funds
3.2	Beneficiaries	15.5	Trade union or similar
3.3	Action/Instrument	15.6	Public employment services
3.4	Financing/support	17	Implementation of measure
3.5	Eligibility	17.1	Year started
3.6	Legal basis	17.2	Year ended
3.7	Recent changes	17.3	Full scale/pilot
4	Type of action	18	Expenditure
4.1	Class	18.1	Total
4.2	Measure components	18.2	Transfers to individuals
5	Type of expenditure	18.2.1	Periodic cash payments
5.1	Transfers to individuals	18.2.2	Lump-sum payments
5.1.1	Periodic cash payments	18.2.3	Reimbursements
5.1.2	Lump-sum payments	18.2.4	Reduced social contributions
5.1.3	Reimbursements	18.2.5	Reduced taxes
5.1.4	Reduced social contributions	18.3	Transfers to employers
5.1.5	Reduced taxes	18.3.1	Periodic cash payments
5.2	Transfers to employers	18.3.2	Lump-sum payments
5.2.1	Periodic cash payments	18.3.3	Reimbursements
5.2.2	Lump-sum payments	18.3.4	Reduced social contributions
5.2.3	Reimbursements	18.3.5	Reduced taxes
5.2.4	Reduced social contributions	18.4	Transfers to service providers
5.2.5	Reduced taxes		Not specified
5.3	Transfers to service providers		Metadata (expenditure)
6	Target groups		Source
6.1	Unemployed		Notes (formal)
6.1.1	LTU		Notes (free)
6.2	Employed at risk	19-27	Participants
6.3	Inactive	19	Stock
6.4	Registered jobseekers	19.1	Stock (total)
7	Detailed target groups	19.2	Stock (volume)
7.1	Youth	20	Entrants
7.2	Older	21	Exits
7.3	Disabled	22	Sex
7.4	Immigrants/ethnic minorities	23	Age
7.5	Re-entrants/lone parents	24	Unemployed by duration
7.6	Public priorities and other	25	Previous status
8	Unemployment registration	25.1	Unemployed
8.1	Condition for participation	25.1.1	Registered
8.2	Registration continued	25.2	Employed
9	Receipt of other cash benefits	25.3	Inactive
9.1	Unemployment benefit	25.4	Other measure
9.2	Other LMP benefit	26	Completion & drop-outs
9.3	Other benefit	26.1	Completions
9.4	Clarification	26.2	Drop-outs
10	Planned duration	27	Destination
10.1	Typical	27.1	Employment total
10.2	Maximum	27.1.1	Of which subsidized
11	Area of application	27.2	Other measure
11.1	National	27.3	Unemployment
11.2	Regional	27.4	Inactivity
11.3	Other	27.5	Unknown
12	Source of finance		Metadata (participants)
12.1	Central government budget		Observations
12.1.1	Ear-marked taxes		- Stock
12.2	State/regional government budget		- Entrants
12.3	Local government budget		- Exits
12.4	Social security funds		Source

	Notes (formal)
	Notes (free)
	Weight
28	Average duration of participation
	Metadata (average duration)
	Observations
	Notes (formal)
	Notes (free)


Notes

The numbering of items is not contiguous because some items have been eliminated from the LMP questionnaire and others added without a full revision of the LMP methodology. The current numbering reflects the current version of the LMP software and a final re-numbering will be completed with the next revision of the LMP-methodology.


F.3 Classification by type of action

Category	Name
1 1.1 1.1.1 1.1.2 1.2 1.2.1 1.2.2 1.2.3	Labour market services Client services Information services Individual case-management Other activities Administration of active measures Administration of measures in categories 8-9 Other services / activities
2 2.1 2.2 2.3 2.4	Training Institutional training Workplace training Integrated training Special support for apprenticeship
3 3.1 3.2	Job rotation and job sharing Job rotation Job sharing
4 4.1 4.1.1 4.1.2 4.2	Employment incentives Recruitment incentives Permanent Temporary Employment maintenance incentives
5 5.1 5.2 5.3	Integration of the disabled Regular employment Sheltered employment Other rehabilitation and training
6 6.1 6.2	Direct job creation Permanent Temporary
7	Start-up incentives
8 8.1 8.1.1 8.1.2 8.2 8.3 8.4 8.5	Out-of-work income maintenance and support Full unemployment benefits Unemployment insurance Unemployment assistance Partial unemployment benefits Part-time unemployment benefits Redundancy compensation Bankruptcy compensation
9 9.1 9.1.1 9.1.2 9.2 9.2.1 9.2.2	Early retirement Conditional Full Partial Unconditional Full Partial
X	Not classified


F.4 Classification by type of expenditure

Category	Name	
1	Total	
2	Transfers to individuals	
2.1	Periodic cash payments	
2.2	Lump-sum payments	
2.3	Reimbursements	
2.4	Reduced social contributions	
2.5	Reduced taxes	
3	Transfers to employers	
3.1	Periodic cash payments	
3.2	Lump-sum payments	
3.3	Reimbursements	
3.4	Reduced social contributions	
3.5	Reduced taxes	
4	Transfers to service providers	


F.5 Abbreviations by country

Country/Abbreviation	Meaning	
Generally applicable		
ESF	European Social Fund	
NAP	National (employment) action plan	
PES	Public employment service(s)	
SMEs	Small & medium sized enterprises	
Belgique/België		
ACS	Agents contractuels subventionnés	
ALE	Agence locale pour l'emploi	
AR	Arrêté royal	
CCI	Chômeurs complets indemnisés	
CEI	Centre d'entreprise et d'innovation	
CFI	Communauté flamande	
CG	Communauté germanophone	
CPAS	Centre public d'aide sociale	
EFT	Entreprises de Formation par le Travail	
FBI	Fonds budgétaire interdépartemental	
FBIE	Fonds budgétaire interdépartemental pour l'emploi	
Fed	Fédéral	
FOREM	Office communautaire et régional de la formation professionnelle et de l'emploi pour la Région wallonne	
IBFFP	Institut bruxellois francophone pour la formation professionnelle	
IFPME	Institut de formation pour les petites et moyennes entreprises	
MRE	Missions régionales pour l'emploi	
OISP	Insertion socioprofessionnelle	
ONE	Office national de la naissance et de l'enfance	
ONEM	Office national de l'emploi	
ORBEM	Office régional bruxellois de l'emploi	
PIC-ADAPT	Programme d'initiative communautaire ADAPT	
PRC	Programmes de Résorption du Chômage	
PRIME	Projets régionaux d'insertion dans le marché de l'emploi	
PWA	Plaatselijk Werkgelegenheidsagentschap	
RBC	Région Bruxelles-capitale	
RF	Région flamande	
RW	Région wallonne	
TCT	Troisième circuit du travail	
UCM	Union des classes moyennes	
VDAB	Vlaamse Dienst voor Arbeid en Beroepsopleiding	
Danmark		
EØS	European Area of Economic Corporation, which consists of the EU, Norway, Iceland and Liechtenstein.	
SU	State educational support	
VERPS	Voluntary early retirement pay scheme	
Deutschland		
ABM	Arbeitsbeschaffungsmaßnahmen	
AFG	Arbeitsförderungsgesetz	
AfL	Arbeit für Langzeitarbeitslose	
AlhiV	Arbeitslosenhilfe-Verordnung	
AQJ	Arbeit und Qualifizierung für Jugendliche	
AQTIV	Aktivieren, Qualifizieren, Trainieren, Investieren und Vermitteln	
BA	Bundesanstalt für Arbeit	
BAB	Berufsausbildungsbeihilfe	
BBE	berufliche Bildungs- und Eingliederungschancen	
BSHG	Bundessozialhilfegesetz	
BverfG	Bundesverfassungsgesetz	


F.5 Abbreviations by country

Country/Abbreviation	Meaning	
Deutschland (continued)		
IFD	Integrationsfachdiensten	
KLR	Kosten und Leistungsrechnungen	
PSA	Personal-Service-Agenturen	
Quali-ABM	Qualifizierungs-Arbeitsbeschaffungsmaßnahmen	
SAM	Strukturanpassungsmaßnahme	
SGB	Sozialgesetzbuch	
tip	testen, informieren, probieren	
Ellada		
EPA	National employment observatory	
ESPA	System of protection against unemployment	
KEK	Centres for vocational training	
KESEN	Training centres for merchant marines	
KETHI	Research centre for gender equality	
KPA	Employment promotion centres	
OAED	Greek Manpower Employment Organisation	
España		
ET y CO	Programa de escuelas-taller y casas de oficio	
FORCEM	Fundación Tripartita para la Formación en el Empleo	
FPE	Fondos de Promoción de Empleo	
FPO	Formación profesional ocupacional	
MTAS	Ministerio de trabajo y asuntos sociales	
PFIP	Plan nacional de formación e inserción profesional	
REASS	Régimen especial agrario de la seguridad social	
SMI	Salario mínimo interprofesional	
SPEE	Servicio Público de Empleo Estatal	
UA	Unemployment assistance	
UI	Unemployment insurance	
France		
A.I.	Associations intermédiaires	
ACA	Allocation aux chômeurs âgés	
AER	Allocation équivalent retraite	
AFPA	Association pour la formation professionnelle des adultes	
AFR	Allocation de formation reclassement	
AGEFIPH	Association pour la gestion de l'emploi, la formation et l'insertion professionnelle des personnes handicapées	
ANPE	Agence nationale pour l'emploi	
AP	Ateliers de travail protégé (pour handicapés)	
APEC	Association pour l'emploi de cadres	
API	Allocation de parent isolé	
ARE	Allocation d'aide au retour à l'emploi	
AREF	Allocation d'aide au retour à l'emploi - formation	
AS-FNE	Allocation spéciale du Fonds national de l'emploi	
ASS	Allocation spécifique de solidarité	
AUD	Allocation unique dégressive	
BEP	Brevet d'études professionnelles (diplôme > CAP)	
CAP	Certificat d'aptitudes professionnelles (1er niveau de diplôme professionnel)	
CAT	Centre d'aide par le travail (pour handicapés)	
CATS	Cessation d'activité de certains travailleurs salariés	
CDD	Contrat à durée déterminée	
CDI	Contrat à durée indéterminée	
CEC	Contrat emploi consolidé	
CES	Contrat emploi solidarité	
CIE	Contrat initiative emploi	
CLD	Chômeur de longue durée	


F.5 Abbreviations by country

Country/Abbreviation	Meaning	
France (continued)		
DEE	Demande d'emploi enregistrée	
DEFM	Demandeur d'emploi en fin de mois	
DES	Demande d'emploi sorties	
EDEN	Encouragement au développement d'entreprises nouvelles	
FFPPS	Fonds de la formation professionnelle et de la promotion sociale	
FNE	Fonds national de l'emploi	
GRTH	Garantie de ressources des travailleurs handicapés	
IRILL	Insertion, réinsertion et lutte contre l'illettrisme	
PAIO	Permanence d'accueil, d'information et d'orientation	
PAP	Projet d'action personnalisé	
PAP-ND	Projet d'action personnalisé pour un nouveau départ	
PARE	Plan d'aide au retour à l'emploi	
RMI	Revenu minimum d'insertion	
SAE	Stage d'accès à l'entreprise	
SIFE	Stage d'insertion et de formation à l'emploi	
SMIC	Salaire minimum interprofessionnel de croissance	
TRACE	Trajet d'accès à l'emploi	
UNEDIC	Union Nationale interprofessionnelle pour l'emploi dans l'industrie et le commerce	
ZRR	Zones de revitalisation rurale	
ZRU	Zones de redynamisation urbaine	
Ireland		
BTEA	Back to education allowance	
BWEA	Back to work enterprise allowa	
CE	Community employment scheme	
CERT	National Body responsible for co-ordinating the Education, Recruitment and Training of personnel for the Tourism and Catering Industry	
CSO	Central Statistics Office	
CTW	Community Training Workshops	
ESS	Employment support scheme	
FAS	An Foras Aiseanna Saothair (The training and employment authority)	
FIS	Family Income Support	
IDA	Industrial development agency	
ILO	International Labour Organisation	
JTS	Job training scheme	
LFS	Labour Force Survey	
NCEA	National Council for Educational Award	
NCVA	National council for vocational awards	
NRB	National rehabilitation board	
OPFP	One Parent Family Payment	
PESP	Programme for economic and social progress	
PRSI	Pay related social insurance	
QNHS	Quarterly National House-hold Survey	
SST	Specific skills training	
Teagasc	Ireland's National Agriculture and Food Development Authority	
UA	Unemployment assistance	
UB	Unemployment benefit	
VECs	Vocational education committees	
VTOS	Vocational training opportunities scheme	
Italia		
CCNL	Contratto collettivo nazionale di lavoro	
CFL	Contratti di formazione e lavoro	
CIGO	Cassa integrazione guadagni ordinaria	
CIGS	Cassa integrazione guadagni straordinaria	


F.5 Abbreviations by country

Country/Abbreviation	Meaning	
Italia (continued)		
INPS	Istituto nazionale di previdenza sociale	
ISFOL	Istituto per lo Sviluppo della Formazione professionale dei Lavoratori	
LSU	Lavori socialmente utili	
PMI	Piccole e medie imprese	
SIL	Servizio d'Informazione sul Lavoro	
SPI	Servizi pubblici per l'impiego	
Luxembourg		
ADEM	Administration de l'emploi	
CAT	Contrat d'auxiliaire temporaire	
DAT	Division d'auxiliaires temporaires	
FE	Fonds pour l'emploi	
MTE	Ministère du travail et de l'emploi	
STH	Service des travailleurs handicapés de l'administration de l'emploi	
Nederland		
AAW	Algemene arbeidsongeschiktheidswet	
ABW	Algemene bijstandswet	
Arbo	Arbeidsvoorziening	
BBSW	Bijdrageregeling bedrijfstakgewijze scholing werklozen	
EWLW	Extra werkgelegenheid langdurig werkzoekenden	
FINLO	Wet financiering loopbaanonderbreking	
I/D	Instroombanen/Doorstroombanen	
IOAW	Wet inkomensvoorziening oudere en gedeeltelijk arbeidsongeschikte werkloze werknemers	
IOAZ	Wet inkomensvoorziening oudere en gedeeltelijk arbeidsongeschikte gewezen zelfstandigen	
RSP	Regeling schoonmaakdiensten particulieren	
TW	Toeslagenwet	
VLW	Afdrachtsvermindering langdurig werklozen	
VO	Afdrachtsvermindering onderwijs	
VUT	Vervroegde uittreding	
WAJONG	Wet op de arbeidsongeschiktheidsvoorziening jonggehandicapten	
WAO	Wet op de arbeidsongeschiktheidsverzekering	
WAZ	Wet arbeidsongeschiktheidsverzekering zelfstandigen	
WI3	Melkert 3	
WIW	Wet inschakeling werkzoekenden	
WSW	Wet sociale werkvoorziening	
WVA	Wet vermindering afdracht loonbelasting en premies volksverzekeringen	
WW	Werkloosheidswet	
ZW	Ziektewet	
Österreich		
ADAPT	EU Gemeinschaftsinitiative ADAPT	
ALG	Arbeitslosengeld	
ALV	Arbeitslosenversicherung	
AIVG	Arbeitslosenversicherungsgesetz	
AMFG	Arbeitsmarktförderungsgesetz	
AMPFG	Arbeitsmarktpolitik-Finanzierungsgesetz	
AMS	Arbeitsmarktservice	
AMSG	Arbeitsmarktservicegesetz	
ATF	Ausgleichstaxfonds	
AVRAG	Arbeitsvertragsrechtsanpassungsgesetz	
BAG	Berufsausbildungsgesetz	
BEB	Betriebliche Eingliederungsbeihilfe	
BeinstG	Behinderteneinstellungsgesetz	
BESEB	Besondere Eingliederungsbeihilfe	

F.5 Abbreviations by country

Country/Abbreviation	Meaning	
Österreich (continued)		
BMAGS	Bundesministerium für Arbeit, Gesundheit und Soziales	
BMSG	Bundesministerium für Soziale Sicherheit und Generationen	
BMWA	Bundesministerium für Wirtschaft und Arbeit	
BS1	Besondere Eingliederungsbeihilfe Betrieb	
BSB	Bundesamt für Soziales und Behindertenwesen	
BUAK	Bauarbeiter-Urlaubs- und -Abfertigungskasse	
DLU	Beihilfe zur Deckung des Lebensunterhalts	
EFS	Europäischer Sozialfonds	
EQUAL	EU Gemeinschaftsinitiative EQUAL	
GB	Gründungsbeihilfe	
GBP	Gemeinnützige Beschäftigungsprojekte	
GEB	Gemeinnützige Eingliederungsbeihilfe	
IAG	Insolvenz-Ausfallsgeld	
IESG	Insolvenz-Entgeltsicherungsgesetz	
JASG	Jugendausbildungs-Sicherungsgesetz	
KK und KNK	Kurs- und Kursnebenkosten	
KMU	Klein und Mittel Unternehmen	
KUG	Karenzurlaubsgeld	
SÖB	Sozialökonomische Betriebe	
SOL	Solidaritätsprämienmodell	
SUG	Sonderunterstützung	
TEP	Territoriale Beschäftigungspakte	
UGP	Unternehmensgründungsprogramm	
Portugal		
ACPE	Apoio a criação de proprio emprego	
CPC	Conservação do patrimonio cultural	
DREER	Direcção Regional de Educação Especial e Reabilitação	
DRFP	Direcção regional de formação profissional	
FC	Formação complementar	
IEFP	Instituto do emprego e formação profissional	
IGFSE	Instituto de gestão do Fundo Social Europeu	
IGFSS	Instituto de gestão do financeira da segurança social	
ILE	Iniciativas Locais de Criação de Emprego (only in measure 122) ; Iniciativas Locais de Emprego (only in measure 24)	
INTEGRA	Programa de Integração de Adultos (Açores)	
IRE	Instituto Regional de Emprego	
OEFP	Observatório do emprego e formação profissional	
PIBI	Plano de Intervenção para a Beira Interior	
PREA	Plano Regional de Emprego para a região do Alentejo	
PREAMP	Plano Regional de Emprego para a área Metropolitana do Porto	
PRETMAD	Plano Regional de Emprego para Trás-os-Montes e Alto Douro	
PROFIJ	Programa formativo de inserção de jovens	
PROSA	Programa social de ocupação de adultos	
RAM	Região Autónoma da Madeira	
RMM	Remuneração mínima mensal	
STFIPD	Serviço Técnico de Formação e Integração Profissional de Deficientes	
UNIVA	Unidade de Inserção na Vida Activa	
Suomi/Finland		
IAP	Individual action plan	
LMS	Labour market support	
LTU	Long term unemployed	
PES	Public Employment Service	
RAY	Finland's Slot Machine Association	
SII	Social insurance institution	
URA	public employment service's register	

F.5 Abbreviations by country

Country/Abbreviation	Meaning	
Sverige		
AF.REHAB	Employment Service Rehabilitation	
AMI	Arbetsmarknadsinstitut	
AMU	Employment Training Group	
API	Arbetsplatsintroduktion	
CSN	Swedish national board of student aid	
IT	Information technology	
KAS	Cash labour market assistance	
OSA	Offentligt skyddat arbete	
OTA	Offentligt tillfälligt arbete	
SIUS	Särskilt introduktionsstöd för handikappade	
SVUXA	Särskilt vuxenstudiestöd till arbetslösa	
SwIT	Nationellt program för IT-utbildning	
UBS	Särskilt utbildningsbidrag	
United Kingdom		
AtW	Access to Work	
DEAs	Disability Employment Advisers	
DfEE	Department for Education and Employment	
DSS	Department of Social Security	
ESJs	Employment Service Jobcentres	
FTET	Full-time education and training	
JIS	Job Introduction Scheme	
JSA	Jobseekers allowance	
LECs	Local Enterprise Companies	
NDDP	New Deal for Disabled People	
NDLP	New Deal for Lone Parents	
NDPU	New Deal for partners of unemployed people	
NDYP	New Deal for Young People (New Deal 18-24)	
NVQs	National Vocational Qualifications	
PACTS	Placing Assessment and Counselling Teams	
PYBT	Prince's Youth Business Trust	
TECs	Training and Enterprise Councils	
TfW	Training for work	
WBLA	Work based learning for adults	
WBTP	Work based training for young people	
YEI	Youth Enterprise Initiative	
Norway		
AB	Arbeid med bistand	
AFT	Arbeidsforberedende trening	
AMB fase 1	Arbeidsmarkedsbedrifter	
AMB fase 2	Arbeidsmarkedsbedrifter	
AMB fase 3	Arbeidsmarkedsbedrifter	
AMO	Arbeidsmarkedsopplæring	
ATG	Arbeidstreningsgrupper	
BIA	Bedriftsintern Attføring	
BIO	Bedriftsintern opplæring	
KAJA	Kompetanse, arbeidstrening og jobbskaping for arbeidsledige	
KAT	Formidlingstjenester	
SPA	Spesielle attføringstiltak	
VALS	Formidlingstjenester ventelønn	
YHHO	Yrkeshemmede i hospitering	
YHSH	Yrkeshemmede i skoletiltak	